

The logo for the Autumn Nations Series features four overlapping, teardrop-shaped elements in shades of orange, pink, and purple. The text 'AUTUMN NATIONS SERIES' is centered over the logo in a bold, white, sans-serif font. 'AUTUMN' is in a smaller font size above 'NATIONS', and 'SERIES' is in a smaller font size below 'NATIONS'.

AUTUMN NATIONS SERIES

POST MATCH REPORT

Round



All



Match Name



Scotland vs Fiji



[Murrayfield Stadium](#), [02 November 2024](#)

INSIGHTS BY **Sage**

SPORTABLE



INDEX

PG

TEAMS HEAD-TO-HEAD

Passing	3
Kicking	3
Territory (Kicks)	3
Box Kicks	4
Restarts	4
Lineouts	4

TEAMS HEAD-TO-HEAD

Passing	5
Box Kicks	5
Lineouts	6
Kicking	6
Restarts (From Halfway)	7
Territory (kicks)	7

LEADERBOARDS

Top 5 Longest Kicks (m)	8
Average Kick Distance (m)	8
Top 6 Territory Gain (m)	8
Average Territory Gain (m)	8
Top 5 Box Kick Hang-time (s)	9
Average Box Kick Hang-time (s)	9
Top 5 Restart Hang-time (s)	9
Average Restart Hang-time (s)	9
Top 5 Longest Passes (m)	9

TEAM HEAD-TO-HEAD

Scotland ▼



Fiji ▼



	PASSING		
	SCOTLAND		FIJI RUGBY
177	Total Passes		172
95	<5m Passes		59
54	5 to 10m Passes		93
28	>10m Passes		20
1,025	Total Pass Distance (m)		1,126
19.4	Max. Pass Distance (m)		19.0
5.8	Avg. Pass Distance (m)		6.5
30.6	Avg. Pass Speed (km/h)		32.7
8.9	Pass/Kick Ratio		13.2



20	Total Kicks		13
433	Total Kick Distance (m)		405
38.0	Max. Kick Distance (m)		49.1
21.7	Avg. Kick Distance (m)		31.1



20	Total Kicks		13
433	Total Kick Distance (m)		405
38.0	Max. Kick Distance (m)		49.1
21.7	Avg. Kick Distance (m)		31.1



20	Total Kicks		13
433	Total Kick Distance (m)		405
38.0	Max. Kick Distance (m)		49.1
21.7	Avg. Kick Distance (m)		31.1

- INDEX
- TEAMS
- PLAYERS
- LEADERBOARDS

TEAM HEAD-TO-HEAD



TERRITORY (KICKS IN-PLAY)



FIJI RUGBY

20	Total Kicks	13
334	Total Territory Gain (m)	298
31.2	Max. Territory Gain (m)	43.2
16.7	Avg. Territory Gain (m)	22.9



PENALTY KICKS TO TOUCH



FIJI RUGBY

11	Total Kicks	11
207	Total Territory Gain (m)	244
34.8	Max. Territory Gain (m)	38.8
18.8	Avg. Territory Gain (m)	22.1
244	Territory Conceded From Penalty Kicks to Touch (m)	207

INDEX

TEAMS

PLAYERS

LEADERBOARDS

TEAM HEAD-TO-HEAD



BOX KICKS



FIJI RUGBY

11	Total Kicks	7
22.4	Avg. Kick Distance (m)	27.5
4.0	Avg. Hangtime (s)	4.0
4.3	Max. Hangtime (s)	4.4



RESTARTS (FROM HALFWAY)



FIJI RUGBY

3	Total Kicks	10
40.5	Avg. Kick Distance (m)	35.1
3.4	Avg. Hangtime (s)	3.5
3.8	Max. Hangtime (s)	3.8



LINEOUTS



FIJI RUGBY

18	Total Lineouts	12
8.6	Avg. Distance (m)	9.8
8 (44%)	Front (%)	5 (42%)
7 (39%)	Middle (%)	2 (17%)
3 (17%)	Back (%)	5 (42%)
0 (0%)	Long (%)	0 (0%)
356.0	Avg. Spin Rate (rpm)	332.0
32.0	Avg. Speed (km/h)	31.1
93.8	Avg. Spiral Efficiency (%)	94.5

PLAYERS HEAD-TO-HEAD



PASSING (Scrum Halves)



<input type="text" value="Jamie Dobie"/>	<input type="text" value="Ali Price"/>	Player	<input type="text" value="Frank Lomani"/>	<input type="text" value="Simione Kuruvoli"/>
45	31	Total Passes	77	17
349.7	212.3	Total Pass Distance (m)	546.8	139.3
15.9	16.3	Max. Pass Distance (m)	12.8	13.6
7.8	6.8	Avg. Pass Distance (m)	7.1	8.2
36.9	34.6	Avg. Pass Speed (km/h)	33.4	39.4



BOX KICKS



<input type="text" value="Ali Price"/>	Player	<input type="text" value="Frank Lomani"/>
11	Total Kicks	7
22.4	Avg. Kick Distance (m)	27.5
4.0	Avg. Hangtime (s)	4.0
4.3	Max. Hangtime (s)	4.4

INDEX

TEAMS

PLAYERS

LEADERBOARDS

PLAYERS HEAD-TO-HEAD



LINEOUTS



<input type="text" value="Dylan Richardson"/>	<input type="text" value="Ewan Ashman"/>	Player	<input type="text" value="Tevita Ikanivere"/>	<input type="text" value="Mesulame Dolok..."/>
6	11	Total Lineouts	9	3
7.2	9.2	Avg. Distance (m)	9.9	9.4
3 (50%)	5 (45%)	Front (%)	3 (33%)	2 (67%)
3 (50%)	3 (27%)	Middle (%)	2 (22%)	0 (0%)
0 (0%)	3 (27%)	Back (%)	4 (44%)	1 (33%)
0 (0%)	0 (0%)	Long (%)	0 (0%)	0 (0%)
351.0	358.9	Avg. Spin Rate (rpm)	323.3	358.0
30.4	31.9	Avg. Speed (km/h)	30.8	31.9
96.3	92.2	Avg. Spiral Efficiency (%)	94.8	93.7









KICKS IN-PLAY



<input type="text" value="Huw Jones"/>	<input type="text" value="Ali Price"/>	Player	<input type="text" value="Frank Lomani"/>	<input type="text" value="Isaiah Ravula"/>
3	11	Total Kicks	9	2
61	239	Total Kick Distance (m)	283	69
31.2	30.5	Max. Kick Distance (m)	49.1	36.5
20.2	21.7	Avg. Kick Distance (m)	31.4	34.3

PLAYERS HEAD-TO-HEAD

		RESTARTS (FROM HALFWAY)		
<input type="text" value="Adam Hastings"/>		Player		<input type="text" value="Isaiah Ravula"/>
3		Total Kicks		10
40.5		Avg. Kick Distance (m)		35.1
3.4		Avg. Hangtime (s)		3.5
3.8		Max. Hangtime (s)		3.8

				TERRITORY (KICKS IN-PLAY)				
<input type="text" value="Huw Jones"/>		<input type="text" value="Ali Price"/>		Player	<input type="text" value="Frank Lomani"/>		<input type="text" value="Isaiah Ravula"/>	
3		11		Total Kicks	9		2	
55		188		Total Territory Gain (m)	216		32	
31.2		29.9		Max. Territory Gain (m)	43.2		22.1	
18.2		17.1		Avg. Territory Gain (m)	23.9		15.8	

Total Kicks Count

Player	Team	Count
Ali Price	Scotland	11
Frank Lomani	Fiji	9
Huw Jones	Scotland	3
Adam Hastings	Scotland	2
Caleb Muntz	Fiji	2

Avg. Kick Distance (m)

Player	Team	Avg.
Adam Hastings	Scotland	35.90
Isaiah Ravula	Fiji	34.30
Frank Lomani	Fiji	31.41
Caleb Muntz	Fiji	26.60
Ali Price	Scotland	21.75

Longest Kicks (m)

Player	Team	Distance
Frank Lomani	Fiji	49.10
Frank Lomani	Fiji	42.70
Caleb Muntz	Fiji	40.40
Adam Hastings	Scotland	38.00
Isaiah Ravula	Fiji	36.50

Max. Territory Gain

Player	Team	Distance
Frank Lomani	Fiji	43.2
Caleb Muntz	Fiji	38.8
Huw Jones	Scotland	31.2
Ali Price	Scotland	29.9
Jamie Dobie	Scotland	29.3

Avg. Territory Gain (m)

Player	Team	Avg.
Caleb Muntz	Fiji	25.4
Frank Lomani	Fiji	23.9
Huw Jones	Scotland	18.2
Ali Price	Scotland	17.1
Adam Hastings	Scotland	16.6

Longest Goal Kicks (m)

Player	Team	Distance
Adam Hastings	Scotland	39.30
Adam Hastings	Scotland	38.10
Adam Hastings	Scotland	37.10
Isaiah Ravula	Fiji	33.10
Adam Hastings	Scotland	24.00

Max. Box Kick Hangtime (s)

Player	Team	Hangtime
Frank Lomani	Fiji	4.4
Ali Price	Scotland	4.3

Avg. Box Kick Hangtime (s)

Player	Team	Avg.
Ali Price	Scotland	4.0
Frank Lomani	Fiji	4.0

Max. Restart Hangtime (s)

Player	Team	Hangtime
Isaiah Ravula	Fiji	3.8
Adam Hastings	Scotland	3.8

Avg. Restart Hangtime (s)

Player	Team	Avg.
Isaiah Ravula	Fiji	3.5
Adam Hastings	Scotland	3.4

Total Passes Count

Player	Team	Count
Frank Lomani	Fiji	77
Jamie Dobie	Scotland	45
Adam Hastings	Scotland	31
Ali Price	Scotland	31
Caleb Muntz	Fiji	26

Longest Pass (m)

Player	Team	Distance
Adam Hastings	Scotland	19.4
Isaiah Ravula	Fiji	19.0
Ali Price	Scotland	16.3
Jamie Dobie	Scotland	15.9
Tom Jordan	Scotland	15.1