



AUTUMN NATIONS SERIES

POST MATCH REPORT

Round



Round 1



Match Name



Italy vs Argentina



Stadio Friuli, 09 November 2024

INSIGHTS BY **Sage**

SPORTABLE



INDEX

PG

TEAMS HEAD-TO-HEAD

Passing	3
Kicking	3
Territory (Kicks)	3
Box Kicks	4
Restarts	4
Lineouts	4

TEAMS HEAD-TO-HEAD

Passing	5
Box Kicks	5
Lineouts	6
Kicking	6
Restarts (From Halfway)	7
Territory (kicks)	7

LEADERBOARDS

Top 5 Longest Kicks (m)	8
Average Kick Distance (m)	8
Top 6 Territory Gain (m)	8
Average Territory Gain (m)	8
Top 5 Box Kick Hang-time (s)	9
Average Box Kick Hang-time (s)	9
Top 5 Restart Hang-time (s)	9
Average Restart Hang-time (s)	9
Top 5 Longest Passes (m)	9

TEAM HEAD-TO-HEAD

Italy ▼



Argentina ▼



PASSING

183	Total Passes	187
70	<5m Passes	85
87	5 to 10m Passes	77
26	>10m Passes	25
1,160	Total Pass Distance (m)	1,145
15.9	Max. Pass Distance (m)	21.6
6.3	Avg. Pass Distance (m)	6.1
33.1	Avg. Pass Speed (km/h)	32.1
7.6	Pass/Kick Ratio	5.7



KICKS IN-PLAY



24	Total Kicks	33
645	Total Kick Distance (m)	1,076
47.5	Max. Kick Distance (m)	54.3
26.9	Avg. Kick Distance (m)	32.6

INDEX

TEAMS

PLAYERS

LEADERBOARDS

TEAM HEAD-TO-HEAD



TERRITORY (KICKS IN-PLAY)



24	Total Kicks	33
623	Total Territory Gain (m)	910
59.5	Max. Territory Gain (m)	54.7
27.1	Avg. Territory Gain (m)	27.6



PENALTY KICKS TO TOUCH



7	Total Kicks	8
147	Total Territory Gain (m)	143
33.6	Max. Territory Gain (m)	25.4
20.9	Avg. Territory Gain (m)	17.9
143	Territory Conceded From Penalty Kicks to Touch (m)	147

INDEX

TEAMS

PLAYERS

LEADERBOARDS

TEAM HEAD-TO-HEAD



BOX KICKS



6	Total Kicks	8
32.4	Avg. Kick Distance (m)	22.9
4.0	Avg. Hangtime (s)	3.8
4.2	Max. Hangtime (s)	4.3



RESTARTS (FROM HALFWAY)



9	Total Kicks	4
29.8	Avg. Kick Distance (m)	26.5
3.7	Avg. Hangtime (s)	3.7
4.0	Max. Hangtime (s)	3.8



LINEOUTS



13	Total Lineouts	13
9.6	Avg. Distance (m)	8.1
8 (62%)	Front (%)	7 (54%)
2 (15%)	Middle (%)	6 (46%)
0 (0%)	Back (%)	0 (0%)
3 (23%)	Long (%)	0 (0%)
324.0	Avg. Spin Rate (rpm)	338.8
32.5	Avg. Speed (km/h)	32.0
93.4	Avg. Spiral Efficiency (%)	97.1

INDEX

TEAMS

PLAYERS

LEADERBOARDS




PLAYERS HEAD-TO-HEAD





INDEX

TEAMS

PLAYERS

LEADERBOARDS

 		PASSING (Scrum Halves)		 	
Alessandro Garbisi	Martin Page-Relo	Player	Gonzalo Bertranou	Gonzalo Garcia	
17	73	Total Passes	61	24	
130.6	557.9	Total Pass Distance (m)	470.4	190.3	
15.9	14.6	Max. Pass Distance (m)	15.2	13.2	
7.7	7.6	Avg. Pass Distance (m)	7.7	7.9	
36.9	37.1	Avg. Pass Speed (km/h)	36.6	40.0	

 		BOX KICKS		 	
Alessandro Garbisi	Martin Page-Relo	Player	Gonzalo Bertranou	Gonzalo Garcia	
1	5	Total Kicks	4	4	
33.3	32.2	Avg. Kick Distance (m)	22.2	23.6	
4.0	4.0	Avg. Hangtime (s)	4.0	3.5	
4.0	4.2	Max. Hangtime (s)	4.3	4.1	

PLAYERS HEAD-TO-HEAD



LINEOUTS



Gianmarco Lucchese	Giacomo Nicotera	Player	Julián Montoya	Ignacio Ruiz
5	7	Total Lineouts	9	4
6.9	10.0	Avg. Distance (m)	7.8	8.7
4 (80%)	4 (57%)	Front (%)	6 (67%)	1 (25%)
1 (20%)	1 (14%)	Middle (%)	3 (33%)	3 (75%)
0 (0%)	0 (0%)	Back (%)	0 (0%)	0 (0%)
0 (0%)	2 (29%)	Long (%)	0 (0%)	0 (0%)
309.6	321.4	Avg. Spin Rate (rpm)	338	340.5
30.0	32.5	Avg. Speed (km/h)	32.4	31.1
94.8	92.3	Avg. Spiral Efficiency (%)	97.3	96.5



KICKS IN-PLAY



Paolo Garbisi	Martin Page-Rele	Player	Tomás Albornoz	Gonzalo Bertranou
7	8	Total Kicks	18	5
177	236	Total Kick Distance (m)	660	104
45.9	47.5	Max. Kick Distance (m)	52.6	27.6
25.3	29.5	Avg. Kick Distance (m)	36.7	20.7

- INDEX
- TEAMS
- PLAYERS
- LEADERBOARDS

PLAYERS HEAD-TO-HEAD



RESTARTS (FROM HALFWAY)



Paolo Garbisi	Player	Tomás Albornoz
9	Total Kicks	4
29.8	Avg. Kick Distance (m)	26.5
3.7	Avg. Hangtime (s)	3.7
4.0	Max. Hangtime (s)	3.8



TERRITORY (KICKS IN-PLAY)



Paolo Garbisi	Martin Page-Relo	Player	Tomás Albornoz	Gonzalo Bertranou
7	8	Total Kicks	18	5
178	203	Total Territory Gain (m)	522	99
45.9	42.7	Max. Territory Gain (m)	50.0	26.9
25.5	29.0	Avg. Territory Gain (m)	29.0	19.7

INDEX

TEAMS

PLAYERS

LEADERBOARDS

Total Kicks Count

Player	Team	Count
Tomás Albornoz	Argentina	18
Martin Page-Relo	Italy	8
Paolo Garbisi	Italy	7
Gonzalo Bertranou	Argentina	5
Gonzalo Garcia	Argentina	4

Longest Kicks (m)

Player	Team	Distance
Juan Cruz Mallia	Argentina	54.30
Tomás Albornoz	Argentina	52.60
Tomás Albornoz	Argentina	50.00
Tomás Albornoz	Argentina	48.50
Tomás Albornoz	Argentina	47.90

Avg. Territory Gain (m)

Player	Team	Avg.
Tommaso Allan	Italy	39.2
Juan Cruz Mallia	Argentina	32.4
Martin Page-Relo	Italy	29.0
Tomás Albornoz	Argentina	29.0
Paolo Garbisi	Italy	25.5

Avg. Kick Distance (m)

Player	Team	Avg.
Juan Cruz Mallia	Argentina	38.70
Tomás Albornoz	Argentina	36.67
Tommaso Allan	Italy	36.03
Martin Page-Relo	Italy	29.46
Paolo Garbisi	Italy	25.31

Max. Territory Gain

Player	Team	Distance
Tommaso Allan	Italy	59.5
Juan Cruz Mallia	Argentina	54.7
Tomás Albornoz	Argentina	50.0
Paolo Garbisi	Italy	45.9
Rodrigo Isgro	Argentina	44.6

Longest Goal Kicks (m)

Player	Team	Distance
Tomás Albornoz	Argentina	40.90
Tomás Albornoz	Argentina	32.60
Tomás Albornoz	Argentina	30.30
Tomás Albornoz	Argentina	24.70
Tomás Albornoz	Argentina	21.40

Max. Box Kick Hangtime (s)

Player	Team	Hangtime
Gonzalo Bertranou	Argentina	4.3
Martin Page-Relo	Italy	4.2
Gonzalo Garcia	Argentina	4.1
Alessandro Garbisi	Italy	4.0

Avg. Box Kick Hangtime (s)

Player	Team	Avg.
Martin Page-Relo	Italy	4.0
Gonzalo Bertranou	Argentina	4.0
Alessandro Garbisi	Italy	4.0
Gonzalo Garcia	Argentina	3.5

Max. Restart Hangtime (s)

Player	Team	Hangtime
Paolo Garbisi	Italy	4.0
Tomás Albornoz	Argentina	3.8

Avg. Restart Hangtime (s)

Player	Team	Avg.
Tomás Albornoz	Argentina	3.7
Paolo Garbisi	Italy	3.7

Total Passes Count

Player	Team	Count
Martin Page-Relo	Italy	73
Gonzalo Bertranou	Argentina	61
Paolo Garbisi	Italy	32
Tomás Albornoz	Argentina	31
Gonzalo Garcia	Argentina	24

Longest Pass (m)

Player	Team	Distance
Tomás Albornoz	Argentina	21.6
Alessandro Garbisi	Italy	15.9
Montanna Ioane	Italy	15.8
Gonzalo Bertranou	Argentina	15.2
Juan Cruz Mallia	Argentina	15.2