

The logo for the Autumn Nations Series features a stylized soccer ball composed of several overlapping, curved segments in shades of orange, pink, and purple. The text "AUTUMN NATIONS SERIES" is overlaid on the logo in a bold, white, sans-serif font. "AUTUMN" is in a smaller font size above "NATIONS", and "SERIES" is in a smaller font size below "NATIONS".

AUTUMN NATIONS SERIES

POST MATCH REPORT

Round

Round 2

Match Name

Ireland vs Argentina

Aviva Stadium, 15 November 2024

INSIGHTS BY **Sage**

SPORTABLE



INDEX PG

TEAMS HEAD-TO-HEAD

Passing	3
Kicking	3
Territory (Kicks)	3
Box Kicks	4
Restarts	4
Lineouts	4

TEAMS HEAD-TO-HEAD

Passing	5
Box Kicks	5
Lineouts	6
Kicking	6
Restarts (From Halfway)	7
Territory (kicks)	7

LEADERBOARDS

Top 5 Longest Kicks (m)	8
Average Kick Distance (m)	8
Top 6 Territory Gain (m)	8
Average Territory Gain (m)	8
Top 5 Box Kick Hang-time (s)	9
Average Box Kick Hang-time (s)	9
Top 5 Restart Hang-time (s)	9
Average Restart Hang-time (s)	9
Top 5 Longest Passes (m)	9

TEAM HEAD-TO-HEAD

Ireland ▼



Argentina ▼



PASSING

197	Total Passes	144
81	<5m Passes	67
86	5 to 10m Passes	61
30	>10m Passes	16
1,267	Total Pass Distance (m)	805
21.5	Max. Pass Distance (m)	15.1
6.4	Avg. Pass Distance (m)	5.6
33.1	Avg. Pass Speed (km/h)	30.9
11.6	Pass/Kick Ratio	6.5



KICKS IN-PLAY



17	Total Kicks	22
413	Total Kick Distance (m)	586
46.5	Max. Kick Distance (m)	50.9
24.3	Avg. Kick Distance (m)	26.6

INDEX

TEAMS

PLAYERS

LEADERBOARDS

TEAM HEAD-TO-HEAD



TERRITORY (KICKS IN-PLAY)



17	Total Kicks	22
326	Total Territory Gain (m)	477
40.7	Max. Territory Gain (m)	50.9
19.2	Avg. Territory Gain (m)	23.9



PENALTY KICKS TO TOUCH



5	Total Kicks	8
81	Total Territory Gain (m)	136
23.8	Max. Territory Gain (m)	34.4
16.2	Avg. Territory Gain (m)	17.0
136	Territory Conceded From Penalty Kicks to Touch (m)	81

INDEX

TEAMS

PLAYERS

LEADERBOARDS

TEAM HEAD-TO-HEAD



BOX KICKS



7	Total Kicks	7
24.4	Avg. Kick Distance (m)	22.6
3.9	Avg. Hangtime (s)	4.0
4.6	Max. Hangtime (s)	4.3



RESTARTS (FROM HALFWAY)



6	Total Kicks	5
32.1	Avg. Kick Distance (m)	29.0
4.0	Avg. Hangtime (s)	3.5
4.1	Max. Hangtime (s)	4.0



LINEOUTS



9	Total Lineouts	15
8.9	Avg. Distance (m)	7.7
6 (67%)	Front (%)	10 (67%)
0 (0%)	Middle (%)	4 (27%)
2 (22%)	Back (%)	1 (7%)
1 (11%)	Long (%)	0 (0%)
335.1	Avg. Spin Rate (rpm)	348.9
29.2	Avg. Speed (km/h)	31.7
95.9	Avg. Spiral Efficiency (%)	96.5

PLAYERS HEAD-TO-HEAD

INDEX

TEAMS

PLAYERS

LEADERBOARDS



PASSING (Scrum Halves)



<input type="text" value="Craig Casey"/>	<input type="text" value="Jamison Gibson-P..."/>	Player	<input type="text" value="Gonzalo Bertranou"/>	<input type="text" value="Gonzalo Garcia"/>
10	97	Total Passes	43	34
76.5	776.3	Total Pass Distance (m)	317.1	246.5
14.5	17.4	Max. Pass Distance (m)	13.4	15.1
7.7	8.0	Avg. Pass Distance (m)	7.4	7.3
33.6	37.3	Avg. Pass Speed (km/h)	33.9	37.0



BOX KICKS



<input type="text" value="Jamison Gibson-P..."/>	Player	<input type="text" value="Gonzalo Bertranou"/>	<input type="text" value="Gonzalo Garcia"/>
7	Total Kicks	3	4
24.4	Avg. Kick Distance (m)	21.7	23.3
3.9	Avg. Hangtime (s)	3.9	4.0
4.6	Max. Hangtime (s)	4.2	4.3

PLAYERS HEAD-TO-HEAD



LINEOUTS



<input type="text" value="Rob Herring"/>	<input type="text" value="Ronán Kelleher"/>	Player	<input type="text" value="Julián Montoya"/>	<input type="text" value="Ignacio Ruiz"/>
3	6	Total Lineouts	11	4
8.9	8.9	Avg. Distance (m)	8.0	6.6
2 (67%)	4 (67%)	Front (%)	7 (64%)	3 (75%)
0 (0%)	0 (0%)	Middle (%)	3 (27%)	1 (25%)
1 (33%)	1 (17%)	Back (%)	1 (9%)	0 (0%)
0 (0%)	1 (17%)	Long (%)	0 (0%)	0 (0%)
316	349.5	Avg. Spin Rate (rpm)	352.8	339.0
26.8	31.1	Avg. Speed (km/h)	32.6	29.4
94.7	96.8	Avg. Spiral Efficiency (%)	96.7	96.0



KICKS IN-PLAY



<input type="text" value="James Lowe"/>	<input type="text" value="Jack Crowley"/>	Player	<input type="text" value="Tomás Albornoz"/>	<input type="text" value="Juan Cruz Mallia"/>
3	6	Total Kicks	11	2
43	178	Total Kick Distance (m)	345	26
19.6	46.5	Max. Kick Distance (m)	50.9	20.6
14.2	29.7	Avg. Kick Distance (m)	31.4	13.2



INDEX





TEAMS

PLAYERS

LEADERBOARDS

PLAYERS HEAD-TO-HEAD

		RESTARTS (FROM HALFWAY)		
<input type="text" value="Jack Crowley"/>		Player		<input type="text" value="Tomás Albornoz"/>
6		Total Kicks		5
32.1		Avg. Kick Distance (m)		29.0
4.0		Avg. Hangtime (s)		3.5
4.1		Max. Hangtime (s)		4.0

				TERRITORY (KICKS IN-PLAY)				
<input type="text" value="Jack Crowley"/>	<input type="text" value="Jamison Gibson-Park"/>			Player	<input type="text" value="Tomás Albornoz"/>	<input type="text" value="Gonzalo Garcia"/>		
6	7			Total Kicks	11	4		
107	157			Total Territory Gain (m)	280	91		
40.7	38.1			Max. Territory Gain (m)	50.9	32.8		
17.8	22.4			Avg. Territory Gain (m)	31.1	22.7		

Total Kicks Count

Player	Team	Count
Tomás Albornoz	Argentina	11
Jamison Gibson-Park	Ireland	7
Jack Crowley	Ireland	6
Gonzalo Garcia	Argentina	4
Gonzalo Bertranou	Argentina	3

Avg. Kick Distance (m)

Player	Team	Avg.
Tomás Albornoz	Argentina	31.36
Jack Crowley	Ireland	29.67
Jamison Gibson-Park	Ireland	23.57
Gonzalo Garcia	Argentina	23.25
Gonzalo Bertranou	Argentina	21.67

Longest Kicks (m)

Player	Team	Distance
Tomás Albornoz	Argentina	50.90
Tomás Albornoz	Argentina	48.50
Tomás Albornoz	Argentina	47.70
Jack Crowley	Ireland	46.50
Santiago Carreras	Argentina	43.10

Max. Territory Gain

Player	Team	Distance
Tomás Albornoz	Argentina	50.9
Jack Crowley	Ireland	40.7
Jamison Gibson-Park	Ireland	38.1
Santiago Carreras	Argentina	37.3
Gonzalo Garcia	Argentina	32.8

Avg. Territory Gain (m)

Player	Team	Avg.
Tomás Albornoz	Argentina	31.1
Gonzalo Garcia	Argentina	22.7
Jamison Gibson-Park	Ireland	22.4
Jack Crowley	Ireland	17.8
Juan Cruz Mallia	Argentina	12.4

Longest Goal Kicks (m)

Player	Team	Distance
Tomás Albornoz	Argentina	42.60
Tomás Albornoz	Argentina	39.30
Jack Crowley	Ireland	36.40
Jack Crowley	Ireland	18.30
Tomás Albornoz	Argentina	17.00

Max. Box Kick Hangtime (s)

Player	Team	Hangtime
Jamison Gibson-Park	Ireland	4.6
Gonzalo Garcia	Argentina	4.3
Gonzalo Bertranou	Argentina	4.2

Avg. Box Kick Hangtime (s)

Player	Team	Avg.
Gonzalo Garcia	Argentina	4.0
Gonzalo Bertranou	Argentina	3.9
Jamison Gibson-Park	Ireland	3.9

Max. Restart Hangtime (s)

Player	Team	Hangtime
Jack Crowley	Ireland	4.1
Tomás Albornoz	Argentina	4.0

Avg. Restart Hangtime (s)

Player	Team	Avg.
Jack Crowley	Ireland	4.0
Tomás Albornoz	Argentina	3.5

Total Passes Count

Player	Team	Count
Jamison Gibson-Park	Ireland	97
Gonzalo Bertranou	Argentina	43
Gonzalo Garcia	Argentina	34
Tomás Albornoz	Argentina	23
Jack Crowlev	Ireland	16

Longest Pass (m)

Player	Team	Distance
James Lowe	Ireland	21.5
Mack Hansen	Ireland	19.2
Jamison Gibson-Park	Ireland	17.4
Sam Prendergast	Ireland	15.3
Hugo Keenan	Ireland	15.2