

The logo for the Autumn Nations Series features a stylized, abstract shape composed of overlapping, curved segments in shades of orange, pink, and purple. The text 'AUTUMN NATIONS SERIES' is overlaid on this graphic in a bold, white, sans-serif font. 'AUTUMN' is in a smaller font size above 'NATIONS', and 'SERIES' is in a smaller font size below 'NATIONS'.

# AUTUMN NATIONS SERIES

## POST MATCH REPORT

Round



Round 2



Match Name



France vs New Zealand



Stade de France, 16 November 2024

INSIGHTS BY **Sage**

**SPORTABLE**



## INDEX PG

---

### TEAMS HEAD-TO-HEAD

Passing	3
Kicking	3
Territory (Kicks)	3
Box Kicks	4
Restarts	4
Lineouts	4

---

### TEAMS HEAD-TO-HEAD

Passing	5
Box Kicks	5
Lineouts	6
Kicking	6
Restarts (From Halfway)	7
Territory (kicks)	7

---

### LEADERBOARDS

Top 5 Longest Kicks (m)	8
Average Kick Distance (m)	8
Top 6 Territory Gain (m)	8
Average Territory Gain (m)	8
Top 5 Box Kick Hang-time (s)	9
Average Box Kick Hang-time (s)	9
Top 5 Restart Hang-time (s)	9
Average Restart Hang-time (s)	9
Top 5 Longest Passes (m)	9

# TEAM HEAD-TO-HEAD



France ▼



New Zealand ▼



## PASSING

89	Total Passes	237
56	<5m Passes	137
24	5 to 10m Passes	77
9	>10m Passes	23
426	Total Pass Distance (m)	1,224
13.0	Max. Pass Distance (m)	19.8
4.8	Avg. Pass Distance (m)	5.2
30.0	Avg. Pass Speed (km/h)	30.4
4.2	Pass/Kick Ratio	14.8



## KICKS IN-PLAY



21	Total Kicks	16
691	Total Kick Distance (m)	435
58.2	Max. Kick Distance (m)	45.0
32.9	Avg. Kick Distance (m)	27.2

INDEX

TEAMS

PLAYERS

LEADERBOARDS

# TEAM HEAD-TO-HEAD



## TERRITORY (KICKS IN-PLAY)



21	Total Kicks	16
605	Total Territory Gain (m)	309
58.2	Max. Territory Gain (m)	40.0
28.8	Avg. Territory Gain (m)	22.0



## PENALTY KICKS TO TOUCH



5	Total Kicks	7
70	Total Territory Gain (m)	166
28.9	Max. Territory Gain (m)	32.9
14.0	Avg. Territory Gain (m)	23.7
166	Territory Conceded From Penalty Kicks to Touch (m)	70

INDEX

TEAMS

PLAYERS

LEADERBOARDS

# TEAM HEAD-TO-HEAD



## BOX KICKS



8	Total Kicks	6
32.5	Avg. Kick Distance (m)	29.3
3.8	Avg. Hangtime (s)	3.7
4.7	Max. Hangtime (s)	4.0



## RESTARTS (FROM HALFWAY)



8	Total Kicks	7
38.7	Avg. Kick Distance (m)	27.3
3.8	Avg. Hangtime (s)	3.0
4.4	Max. Hangtime (s)	3.6











## LINEOUTS



12	Total Lineouts	11
8.7	Avg. Distance (m)	8.7
7 (58%)	Front (%)	6 (55%)
3 (25%)	Middle (%)	3 (27%)
1 (8%)	Back (%)	1 (9%)
1 (8%)	Long (%)	1 (9%)
302.2	Avg. Spin Rate (rpm)	347.1
26.7	Avg. Speed (km/h)	33.3
90.1	Avg. Spiral Efficiency (%)	93.9

# PLAYERS HEAD-TO-HEAD

 		<b>PASSING</b> (Scrum Halves)		 	
Nolann Le Garrec	Antoine Dupont	Player	Cam Roigard	Cortez Ratima	
2	54	Total Passes	78	31	
20.1	267.1	Total Pass Distance (m)	480.2	216.5	
10.1	13.0	Max. Pass Distance (m)	19.8	14.4	
10.1	4.9	Avg. Pass Distance (m)	6.2	7.0	
42.5	31.6	Avg. Pass Speed (km/h)	31.4	36.1	

 		<b>BOX KICKS</b>		 	
Nolann Le Garrec	Antoine Dupont	Player	Cam Roigard	Cortez Ratima	
1	7	Total Kicks	3	3	
26.0	33.4	Avg. Kick Distance (m)	29.4	29.3	
4.0	3.8	Avg. Hangtime (s)	3.6	3.8	
4.0	4.7	Max. Hangtime (s)	4.0	3.8	

# PLAYERS HEAD-TO-HEAD



## LINEOUTS



Julien Marchand	Péato Mauvaka	Player	Codie Taylor	Asafo Aumua
4	8	Total Lineouts	8	3
8.2	9.0	Avg. Distance (m)	8.9	8.3
3 (75%)	4 (50%)	Front (%)	4 (50%)	2 (67%)
0 (0%)	3 (38%)	Middle (%)	3 (38%)	0 (0%)
1 (25%)	0 (0%)	Back (%)	0 (0%)	1 (33%)
0 (0%)	1 (13%)	Long (%)	1 (13%)	0 (0%)
295.5	306.0	Avg. Spin Rate (rpm)	356.4	324
28.4	25.7	Avg. Speed (km/h)	30.9	39.4
89.8	90.3	Avg. Spiral Efficiency (%)	95.2	90.5



## KICKS IN-PLAY



Thomas Ramos	Antoine Dupont	Player	Beauden Barrett	Cam Roigard
7	12	Total Kicks	5	4
224	393	Total Kick Distance (m)	127	118
58.2	53.1	Max. Kick Distance (m)	40.3	38.2
32.0	32.8	Avg. Kick Distance (m)	25.3	29.6

INDEX

TEAMS

PLAYERS

LEADERBOARDS

# PLAYERS HEAD-TO-HEAD



## RESTARTS (FROM HALFWAY)



<input type="text" value="Thomas Ramos"/>	Player	<input type="text" value="Beauden Barrett"/>
8	Total Kicks	7
38.7	Avg. Kick Distance (m)	27.3
3.8	Avg. Hangtime (s)	3.0
4.4	Max. Hangtime (s)	3.6



## TERRITORY (KICKS IN-PLAY)



<input type="text" value="Thomas Ramos"/>	<input type="text" value="Antoine Dupont"/>	Player	<input type="text" value="Beauden Barrett"/>	<input type="text" value="Cam Roigard"/>
7	12	Total Kicks	5	4
191	342	Total Territory Gain (m)	72	81
58.2	52.5	Max. Territory Gain (m)	29.5	37.7
27.3	28.5	Avg. Territory Gain (m)	14.4	27.1

## Total Kicks Count

Player	Team	Count
Antoine Dupont	France	12
Thomas Ramos	France	7
Beauden Barrett	New Zealand	5
Cam Roigard	New Zealand	4
Cortez Ratima	New Zealand	3

## Longest Kicks (m)

Player	Team	Distance
Thomas Ramos	France	58.20
Antoine Dupont	France	53.10
Louis Bielle-Biarrey	France	48.00
Will Jordan	New Zealand	45.00
Antoine Dupont	France	41.60

## Avg. Territory Gain (m)

Player	Team	Avg.
Will Jordan	New Zealand	38.7
Antoine Dupont	France	28.5
Thomas Ramos	France	27.3
Cam Roigard	New Zealand	27.1
Cortez Ratima	New Zealand	24.1

## Avg. Kick Distance (m)

Player	Team	Avg.
Will Jordan	New Zealand	41.50
Antoine Dupont	France	32.76
Thomas Ramos	France	32.04
Cam Roigard	New Zealand	29.55
Cortez Ratima	New Zealand	27.33

## Max. Territory Gain

Player	Team	Distance
Thomas Ramos	France	58.2
Antoine Dupont	France	52.5
Louis Bielle-Biarrey	France	46.0
Will Jordan	New Zealand	40.0
Cam Roigard	New Zealand	37.7

## Longest Goal Kicks (m)

Player	Team	Distance
Thomas Ramos	France	40.40
Damian McKenzie	New Zealand	38.60
Thomas Ramos	France	35.30
Thomas Ramos	France	34.20
Beauden Barrett	New Zealand	21.90

## Max. Box Kick Hangtime (s)

Player	Team	Hangtime
Antoine Dupont	France	4.7
Nolann Le Garrec	France	4.0
Cam Roigard	New Zealand	4.0
Cortez Ratima	New Zealand	3.8

## Avg. Box Kick Hangtime (s)

Player	Team	Avg.
Nolann Le Garrec	France	4.0
Antoine Dupont	France	3.8
Cortez Ratima	New Zealand	3.8
Cam Roigard	New Zealand	3.6

## Max. Restart Hangtime (s)

Player	Team	Hangtime
Thomas Ramos	France	4.4
Beauden Barrett	New Zealand	3.6

## Avg. Restart Hangtime (s)

Player	Team	Avg.
Thomas Ramos	France	3.8
Beauden Barrett	New Zealand	3.0

## Total Passes Count

Player	Team	Count
Cam Roigard	New Zealand	78
Antoine Dupont	France	54
Beauden Barrett	New Zealand	39
Cortez Ratima	New Zealand	31
Will Jordan	New Zealand	15

## Longest Pass (m)

Player	Team	Distance
Cam Roigard	New Zealand	19.8
Will Jordan	New Zealand	15.9
Beauden Barrett	New Zealand	14.9
Cortez Ratima	New Zealand	14.4
Damian McKenzie	New Zealand	14.4