

Insights by **Sage**



PREVIEW REPORT

WALES - SOUTH AFRICA

2024 AUTUMN NATIONS SERIES

ROUND 4

23/11/2024





WALES vs SOUTH AFRICA

2024 AUTUMN NATIONS SERIES



OPTA FACTS

- South Africa have won six of their last seven Tests against Wales (L1) after losing four in a row against them previously – the Springboks have won each of their last three games against Wales by margins of 16+ points after each of their previous seven clashes had been decided by fewer than 10.
- Wales have lost each of their last 11 Test matches, their longest ever run in men's rugby, overtaking a 10-game stretch between November 2002 and August 2003 – their most recent loss came by 32 points (20-52 v Australia), their heaviest defeat since a 36-point loss at home to South Africa in August last year (16-52).
- Wales have won just one of their last 11 Test matches at the Principality Stadium and have lost all four of their home games against Southern Hemisphere sides during that time, since a 20-13 victory against Argentina in November 2022.
- South Africa have won 14 of their last 16 Test matches (L2), including each of their last three, with their only two defeats during that period both having come by a single point – each of the Springboks' last 13 games have been won by the side that lead at half-time.
- South Africa have won 10 of their last 11 Tests against European nations in Europe (L1), including each of their last five in a row, however, two of those five wins have come by a single point, with the Springboks also trailing at half-time on both occasions.
- South Africa have both the highest dominant carry (38.9%) and dominant tackle (10.5%) rates of any nation in men's Tier 1 rugby this year, while Wales have the lowest dominant tackle rate of any such side in 2024 (5.5%).
- South Africa have retained possession from 71 of their 312 kicks in play this year, with their 23% retention rate being at least seven percentage points higher than any other men's Tier 1 team in 2024, while Wales have successfully executed the most 50/22 kicks of any such side (4).
- Tommy Reffell has won 12 turnovers in 598 minutes for Wales in 2024, an average of one every 50 minutes, the best rate of any player to have featured for 240+ minutes for a men's Tier 1 nation this year.
- RG Snyman has completed 14 offloads in just 302 minutes for South Africa this year, an average of 3.7 per 80 minutes, the best rate of any of any player for a Tier 1 nation this year (min. 160 minutes played), with Damian Penaud the closest player on 2.2 offloads per 80 minutes.
- Jesse Kriel has made 13 line breaks for South Africa in 2024, the joint most of any player for a men's Tier 1 nation this year alongside fellow Springbok Kurt-Lee Arendse and New Zealand duo Mark Tele'a and Sevu Reece; in fact, no other centre has made more than 10 line breaks this year.

MATCH SQUADS

2024 AUTUMN NATIONS SERIES

Wales	#	South Africa
Blair Murray	15	Aphelele Fassi
Tom Rogers	14	Cheslin Kolbe
Max Llewellyn	13	Jesse Kriel
Ben Thomas	12	Damian de Allende
Rio Dyer	11	Kurt-Lee Arendse
Sam Costelow	10	Jordan Hendrikse
Ellis Bevan	9	Jaden Hendrikse
Gareth Thomas	1	Thomas du Toit
Dewi Lake	2	Johan Grobbelaar
Archie Griffin	3	Wilco Louw
Will Rowlands	4	Jean Kleyn
Christ Tshunza	5	Franco Mostert
James Botham	6	Siya Kolisi
Jac Morgan	7	Elrigh Louw
Taine Plumtree	8	Jasper Wiese
Ryan Elias	16	Malcolm Marx
Nicky Smith	17	Gerhard Steenekamp
Keiron Assiratti	18	Vincent Koch
Freddie Thomas	19	Eben Etzebeth
Tommy Reffell	20	RG Snyman
Rhodri Williams	21	Cameron Hanekom
Eddie James	22	Cobus Reinach
Josh Hathaway	23	Handre Pollard



WALES MATCH SQUAD DETAILS

2024 AUTUMN NATIONS SERIES

#	Player	Age	Height	Weight	Caps	Points	Tries
15	Blair Murray	23	173	75	2	5	1
14	Tom Rogers	25	186	86	5	0	0
13	Max Llewellyn	25	196	105	4	0	0
12	Ben Thomas	25	183	92	6	24	1
11	Rio Dyer	24	186	84	22	35	7
10	Sam Costelow	23	173	81	17	47	0
9	Ellis Bevan	24	180	88	5	5	1
1	Gareth Thomas	31	188	120	35	0	0
2	Dewi Lake	25	185	114	17	30	6
3	Archie Griffin	23	190	124	5	0	0
4	Will Rowlands	33	203	125	35	15	3
5	Christ Tshiuza	22	198	114	14	0	0
6	James Botham	26	191	104	15	10	2
7	Jac Morgan	24	180	102	17	30	6
8	Taine Plumtree	24	195	108	6	0	0
16	Ryan Elias	29	186	107	43	20	4
17	Nicky Smith	30	183	111	48	15	3
18	Keiron Assiratti	27	183	118	9	0	0
19	Freddie Thomas	23	193	106	0	0	0
20	Tommy Reffell	25	184	98	22	5	1
21	Rhodri Williams	31	176	81	4	5	1
22	Eddie James	22	193	103	2	0	0
23	Josh Hathaway	21	183	84	1	0	0

SOUTH AFRICA MATCH SQUAD DETAILS

2024 AUTUMN NATIONS SERIES

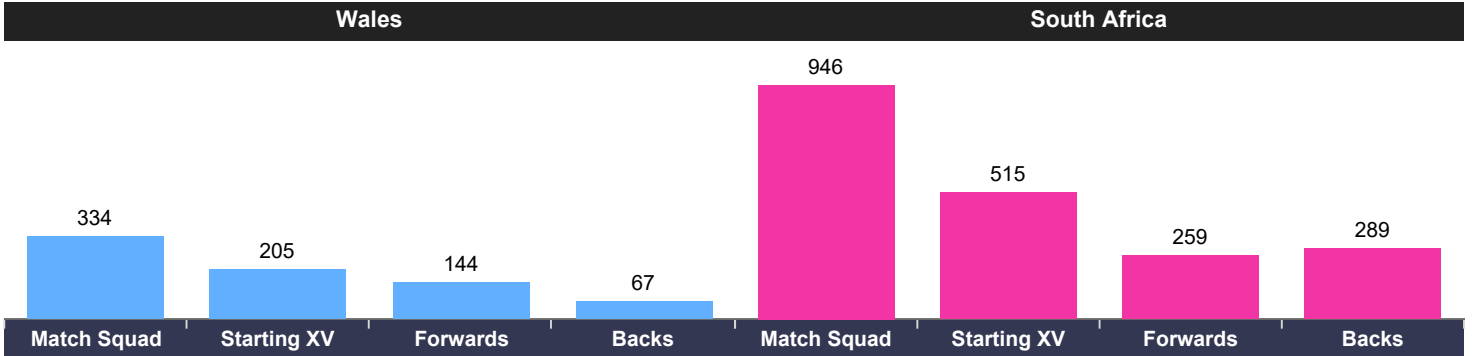


#	Player	Age	Height	Weight	Caps	Points	Tries
15	Aphelele Fassi	26	189	92	10	30	6
14	Cheslin Kolbe	31	171	77	39	111	18
13	Jesse Kriel	30	186	98	78	90	18
12	Damian de Allende	32	189	106	86	55	11
11	Kurt-Lee Arendse	28	180	80	23	85	17
10	Jordan Hendrikse	23	186	89	1	7	0
9	Jaden Hendrikse	24	184	88	19	19	2
1	Thomas du Toit	29	190	132	22	5	1
2	Johan Grobbelaar	26	183	103	2	0	0
3	Wilco Louw	30	185	126	15	0	0
4	Jean Kleyn	31	203	121	7	0	0
5	Franco Mostert	33	198	106	77	15	3
6	Siya Kolisi	33	189	103	91	60	12
7	Elrigh Louw	25	195	112	12	0	0
8	Jasper Wiese	29	189	120	33	10	2
16	Malcolm Marx	30	189	117	75	105	21
17	Gerhard Steenekamp	27	191	126	10	0	0
18	Vincent Koch	34	185	115	60	0	0
19	Eben Etzebeth	33	203	117	130	30	6
20	RG Snyman	29	206	117	39	10	2
21	Cameron Hanekom	22	193	104	0	0	0
22	Cobus Reinach	34	175	85	38	70	14
23	Handre Pollard	30	189	96	79	772	7

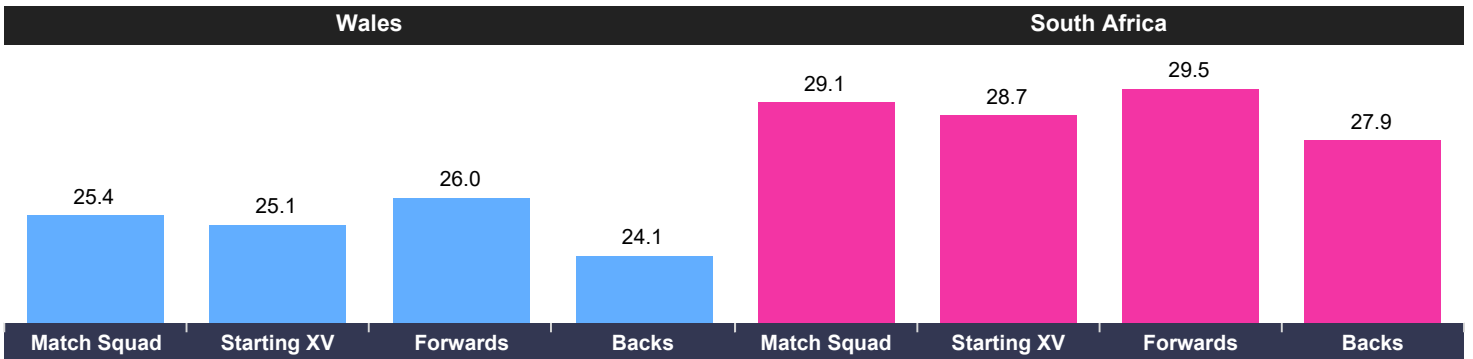
MATCH SQUAD - SQUAD COMPARISON

2024 AUTUMN NATIONS SERIES

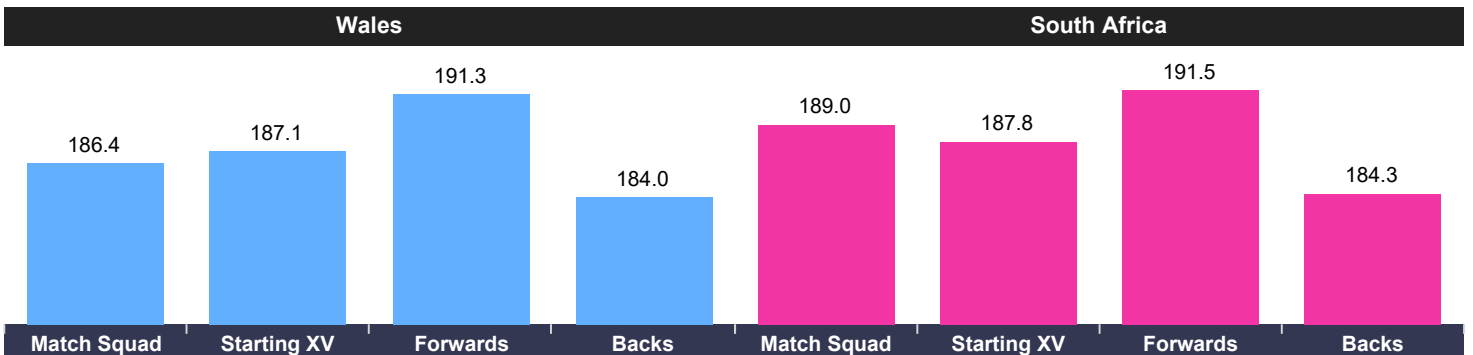
CAPS - TOTAL



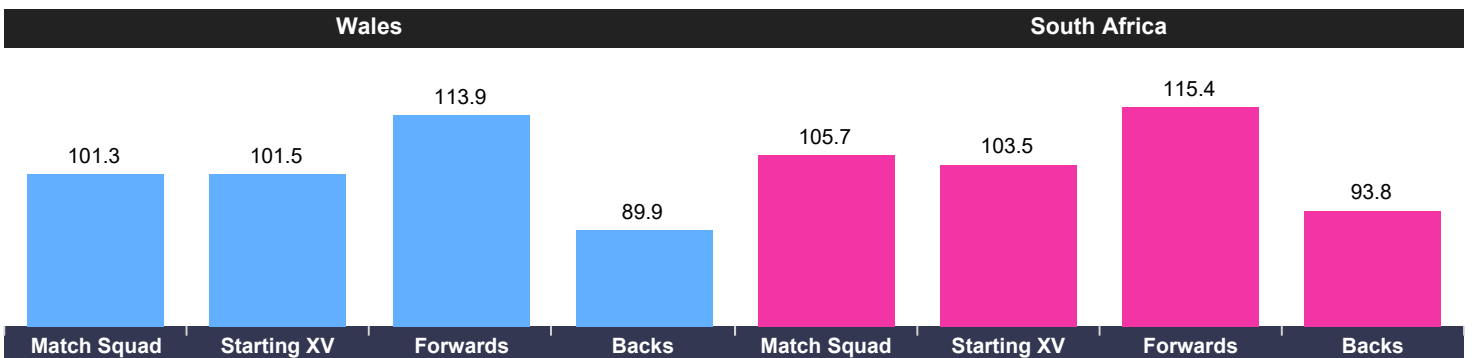
AGE - AVERAGES



HEIGHT - AVERAGES



WEIGHT - AVERAGES



LAST MATCH DETAILS

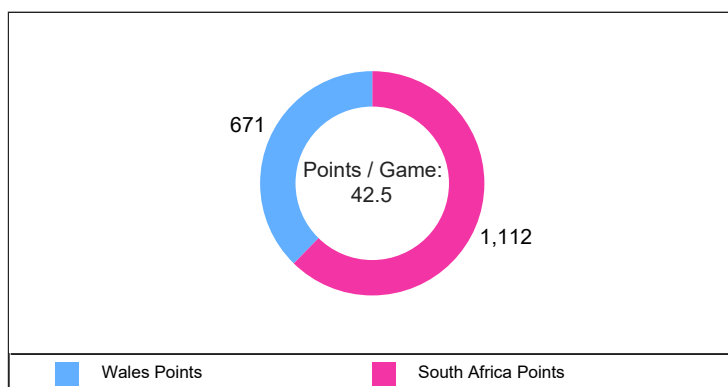
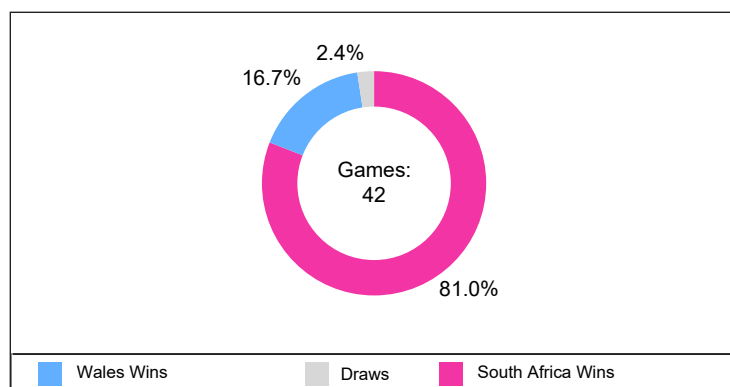
WALES		Autumn Nations Series v Australia (17/11/2024) 20-52 (L)						
#	Player	Minutes	Points	Tries	Ball Carries	Kicks	Tackles	Cards
15	Cameron Winnett	80	0	0	14	2	5	0
14	Tom Rogers	55	0	0	5	1	8	0
13	Max Llewellyn	80	0	0	8	0	10	0
12	Ben Thomas	80	5	1	6	1	20	0
11	Blair Murray	80	0	0	9	1	9	0
10	Gareth Anscombe	55	8	0	2	5	12	0
9	Ellis Bevan	48	0	0	3	5	6	0
1	Gareth Thomas	54	0	0	3	0	16	0
2	Dewi Lake	54	0	0	6	0	13	0
3	Archie Griffin	54	0	0	5	0	15	0
4	Will Rowlands	80	0	0	8	0	17	0
5	Adam Beard	8	0	0	2	0	5	0
6	James Botham	80	0	0	6	0	21	0
7	Jac Morgan	80	0	0	14	0	31	0
8	Aaron Wainwright	53	5	1	5	0	7	0
16	Ryan Elias	26	0	0	5	0	6	0
17	Nicky Smith	26	0	0	2	0	5	0
18	Keiron Assiratti	26	0	0	2	0	1	0
19	Christ Tshiunza	72	0	0	6	0	22	0
20	Tommy Reffell	27	0	0	4	0	5	0
21	Rhodri Williams	32	0	0	0	6	6	0
22	Sam Costelow	25	2	0	1	3	2	0
23	Eddie James	25	0	0	1	0	8	0
Team Total		-	20	2	117	24	250	0

SOUTH AFRICA		Autumn Nations Series v England (16/11/2024) 20-29 (W)						
#	Player	Minutes	Points	Tries	Ball Carries	Kicks	Tackles	Cards
15	Aphelele Fassi	80	0	0	5	3	4	0
14	Cheslin Kolbe	80	10	2	8	5	6	0
13	Jesse Kriel	80	0	0	3	0	9	0
12	Damian de Allende	69	0	0	5	1	6	0
11	Kurt-Lee Arendse	80	0	0	4	0	4	0
10	Manie Libbok	46	4	0	0	7	4	0
9	Grant Williams	60	5	1	4	6	6	0
1	Ox Nche	33	0	0	1	0	10	0
2	Bongi Mbonambi	46	0	0	5	0	10	0
3	Wilco Louw	50	0	0	8	0	11	0
4	Eben Etzebeth	67	0	0	4	0	11	0
5	RG Snyman	80	0	0	6	0	12	0
6	Siya Kolisi	72	0	0	3	0	15	0
7	Pieter-Steph du Toit	73	5	1	9	0	10	0
8	Jasper Wiese	60	0	0	8	0	9	0
16	Malcolm Marx	34	0	0	3	0	10	0
17	Gerhard Steenekamp	36	0	0	1	0	10	1
18	Vincent Koch	38	0	0	0	0	11	0
19	Elrigh Louw	20	0	0	3	0	6	0
20	Kwagga Smith	20	0	0	3	0	4	0
21	Cobus Reinach	20	0	0	1	2	3	0
22	Handre Pollard	34	5	0	2	3	3	0
23	Lukhanyo Am	11	0	0	2	0	1	0
Team Total		-	29	4	88	27	175	1

HEAD TO HEAD

All Time

	Games	Wales Wins	Draws	South Africa Wins
Overall:	42	7	1	34
Wales at Home:	23	5	1	17
South Africa at Home:	13	1	0	12
Neutral Venue:	6	1	0	5



LAST 10 MEETINGS

Year	Date	Team	Score	Opposition	Venue	Winner
2022	09/07/2022	South Africa	12-13	Wales	Toyota Stadium	Wales
2022	02/07/2022	South Africa	32-29	Wales	Loftus Versfield	South Africa
2021	06/11/2021	Wales	18-23	South Africa	Principality Stadium	South Africa
2018	02/06/2018	South Africa	20-22	Wales	Washington DC	Wales
2017	02/12/2017	Wales	24-22	South Africa	Principality Stadium	Wales
2013	09/11/2013	Wales	15-24	South Africa	Principality Stadium	South Africa
2011	11/09/2011	South Africa	17-16	Wales	Wellington	South Africa
2010	05/06/2010	Wales	31-34	South Africa	Principality Stadium	South Africa
2008	08/11/2008	Wales	15-20	South Africa	Principality Stadium	South Africa
2008	07/06/2008	South Africa	43-17	Wales	Bloemfontein	South Africa

RESULTS

Since 2023

WALES								
Date	Opponent	Comp	H/A	Result	F	A	TF	TA
04/02/2023	Ireland	Six Nations	H	L	10	34	1	4
11/02/2023	Scotland	Six Nations	A	L	7	35	1	5
25/02/2023	England	Six Nations	H	L	10	20	1	3
11/03/2023	Italy	Six Nations	A	W	29	17	4	2
18/03/2023	France	Six Nations	A	L	28	41	4	5
05/08/2023	England	International	H	W	20	9	2	0
12/08/2023	England	International	A	L	17	19	2	1
19/08/2023	South Africa	International	H	L	16	52	1	8
10/09/2023	Fiji	RWC	H	W	32	26	4	4
16/09/2023	Portugal	RWC	H	W	28	8	4	1
24/09/2023	Australia	RWC	H	W	40	6	3	0
07/10/2023	Georgia	RWC	H	W	43	19	6	3
14/10/2023	Argentina	RWC	H	L	17	29	2	2
03/02/2024	Scotland	Six Nations	H	L	26	27	4	3
10/02/2024	England	Six Nations	A	L	14	16	2	2
24/02/2024	Ireland	Six Nations	A	L	7	31	1	4
10/03/2024	France	Six Nations	H	L	24	45	3	5
16/03/2024	Italy	Six Nations	H	L	21	24	3	2
22/06/2024	South Africa	International	A	L	13	41	1	5
06/07/2024	Australia	International	A	L	16	25	1	3
13/07/2024	Australia	International	A	L	28	36	4	4
10/11/2024	Fiji	Autumn Nations Series	H	L	19	24	3	2
17/11/2024	Australia	Autumn Nations Series	H	L	20	52	2	8
Average					18.5	30.8	2.2	3.6

SOUTH AFRICA								
Date	Opponent	Comp	H/A	Result	F	A	TF	TA
08/07/2023	Australia	The Rugby Championship	H	W	43	12	6	2
15/07/2023	New Zealand	The Rugby Championship	A	L	20	35	3	4
29/07/2023	Argentina	The Rugby Championship	H	W	22	21	3	2
05/08/2023	Argentina	International	A	W	24	13	2	1
19/08/2023	Wales	International	A	W	52	16	8	1
25/08/2023	New Zealand	International	A	W	35	7	5	1
10/09/2023	Scotland	RWC	H	W	18	3	2	0
17/09/2023	Romania	RWC	H	W	76	0	12	0
23/09/2023	Ireland	RWC	H	L	8	13	1	1
01/10/2023	Tonga	RWC	H	W	49	18	7	3
15/10/2023	France	RWC	A	W	29	28	4	3
21/10/2023	England	RWC	A	W	16	15	1	0
28/10/2023	New Zealand	RWC	A	W	12	11	0	1
22/06/2024	Wales	International	H	W	41	13	5	1
06/07/2024	Ireland	International	H	W	27	20	3	3
13/07/2024	Ireland	International	H	L	24	25	0	1
20/07/2024	Portugal	International	H	W	64	21	10	3
10/08/2024	Australia	The Rugby Championship	A	W	33	7	5	1
17/08/2024	Australia	The Rugby Championship	A	W	30	12	4	0
31/08/2024	New Zealand	The Rugby Championship	H	W	31	27	3	4
07/09/2024	New Zealand	The Rugby Championship	H	W	18	12	2	0
21/09/2024	Argentina	The Rugby Championship	A	L	28	29	3	4
28/09/2024	Argentina	The Rugby Championship	H	W	48	7	7	1
10/11/2024	Scotland	Autumn Nations Series	A	W	32	15	4	0
16/11/2024	England	Autumn Nations Series	A	W	29	20	4	2
Average					34.4	16.3	4.3	1.5

FORM - WALES

All Competitions

WALES						
Record	Date	Opponent	Comp	Score	Days Since	Games Since
Last Win	07/10/2023	Georgia	RWC	43-19	411	11
Last Loss	17/11/2024	Australia	Autumn Nations Series	20-52	4	0
Last Home Win	07/10/2023	Georgia	RWC	43-19	411	11
Last Home Loss	17/11/2024	Australia	Autumn Nations Series	20-52	4	0
Last Away Win	11/03/2023	Italy	Six Nations	29-17	621	19
Last Away Loss	13/07/2024	Australia	International	28-36	131	2

SOUTH AFRICA						
Record	Date	Opponent	Comp	Score	Days Since	Games Since
Last Win	16/11/2024	England	Autumn Nations Series	29-20	5	0
Last Loss	21/09/2024	Argentina	The Rugby Championship	28-29	61	3
Last Home Win	28/09/2024	Argentina	The Rugby Championship	48-7	54	2
Last Home Loss	13/07/2024	Ireland	International	24-25	131	9
Last Away Win	16/11/2024	England	Autumn Nations Series	29-20	5	0
Last Away Loss	21/09/2024	Argentina	The Rugby Championship	28-29	61	3

LAST MEETING - STATISTICS

South Africa 41-13 Wales (2024-06-22 - International)

South Africa		Wales
5	Tries	1
4	Conversions	1
2	Penalty Goals	2
111	Ball Carries	70
6	Offloads	3
7	Line Breaks	1
19	Defenders Beaten	6
798	Carry Metres	389
101	Total Tackles	136
6	Missed Tackle	19
6	Turnovers Won	2
16	Turnover Conceded	7
6	Lineouts Won	13
2	Lineouts Lost	2
11	Total Penalties Conceded	15
22	Kicks in Play	23

#	Player	Minutes Played	Tries	Points	Ball Carries	Defenders Beaten	Tackles	Tackles - Success	Turnovers Won	Pens Conceded
15	Aphelele Fassi	70	0	0	14	0	0	0	0	1
14	Edwill van der Merwe	80	1	5	4	4	6	4	0	0
13	Jesse Kriel	80	1	5	4	0	5	4	0	0
12	Andre Esterhuizen	58	0	0	3	0	3	3	0	0
11	Makazole Mapimpi	80	1	5	5	1	4	2	1	0
10	Jordan Hendrikse	59	0	7	5	1	6	6	0	0
9	Faf de Klerk	52	0	0	9	0	4	2	0	0
1	Ox Nche	68	0	0	3	0	10	9	0	2
2	Malcolm Marx	45	0	0	1	0	4	2	0	0
3	Vincent Koch	45	0	0	1	0	1	1	0	0
4	Eben Etzebeth	62	0	0	5	1	7	5	1	0
5	Franco Mostert	80	0	0	5	0	12	11	1	2
6	Kwagga Smith	80	0	0	11	3	3	2	1	3
7	Pieter-Steph du Toit	80	0	0	10	2	11	11	0	0
8	Evan Roos	54	0	0	13	3	4	4	0	1
16	Bongi Mbonambi	35	1	5	1	0	4	3	0	1
17	Ntuthuko Mchunu	12	0	0	2	0	1	1	0	0
18	Frans Malherbe	35	0	0	2	0	3	3	1	0
19	Salmaan Moerat	18	0	0	2	0	5	5	0	0
20	Ben-Jason Dixon	26	0	0	0	0	6	6	0	0
21	Grant Williams	28	0	0	2	0	2	2	0	0
22	Sacha Feinberg-Mngomez...	21	0	7	5	1	5	5	0	0
23	Damian de Allende	22	0	0	4	3	4	4	1	1

#	Player	Minutes	Tries	Points	Ball Carries	Defenders Beaten	Tackles	Tackles - Success	Turnovers Won	Pens Conceded
15	Cameron Winnett	80	0	0	4	0	3	2	0	0
14	Liam Williams	80	0	0	3	0	4	3	1	1
13	Owen Watkin	80	0	0	4	0	8	6	0	0
12	Mason Grady	70	0	0	8	1	9	7	1	0
11	Rio Dyer	70	0	0	3	0	5	4	0	1
10	Sam Costelow	70	0	8	2	1	12	7	0	0
9	Ellis Bevan	58	0	0	0	0	3	3	0	0
1	Gareth Thomas	61	0	0	4	1	14	12	0	1
2	Dewi Lake	66	1	5	10	3	9	9	0	1
3	Keiron Assiratti	40	0	0	0	0	3	2	0	0
4	Matthew Screech	61	0	0	2	0	6	5	0	0
5	Ben Carter	80	0	0	2	0	17	16	0	1
6	Taine Plumtree	74	0	0	2	0	15	13	0	3
7	James Botham	80	0	0	3	0	12	10	0	0
8	Aaron Wainwright	70	0	0	11	0	11	7	0	2
16	Evan Lloyd	14	0	0	2	0	3	2	0	1
17	Kemsley Mathias	19	0	0	3	0	0	0	0	1
18	Harri O'Connor	41	0	0	1	0	8	5	0	3
19	James Ratti	19	0	0	0	0	1	1	0	0
20	Mackenzie Martin	6	0	0	1	0	2	1	0	0
21	Gareth Davies	22	0	0	1	0	0	0	0	0
22	Eddie James	10	0	0	4	0	3	2	0	0
23	Jacob Beetham	10	0	0	0	0	2	0	0	0

TEAM ANALYSIS
2024 INTERNATIONALS

TEAM ANALYSIS - MATCH AVERAGES

2024 INTERNATIONALS

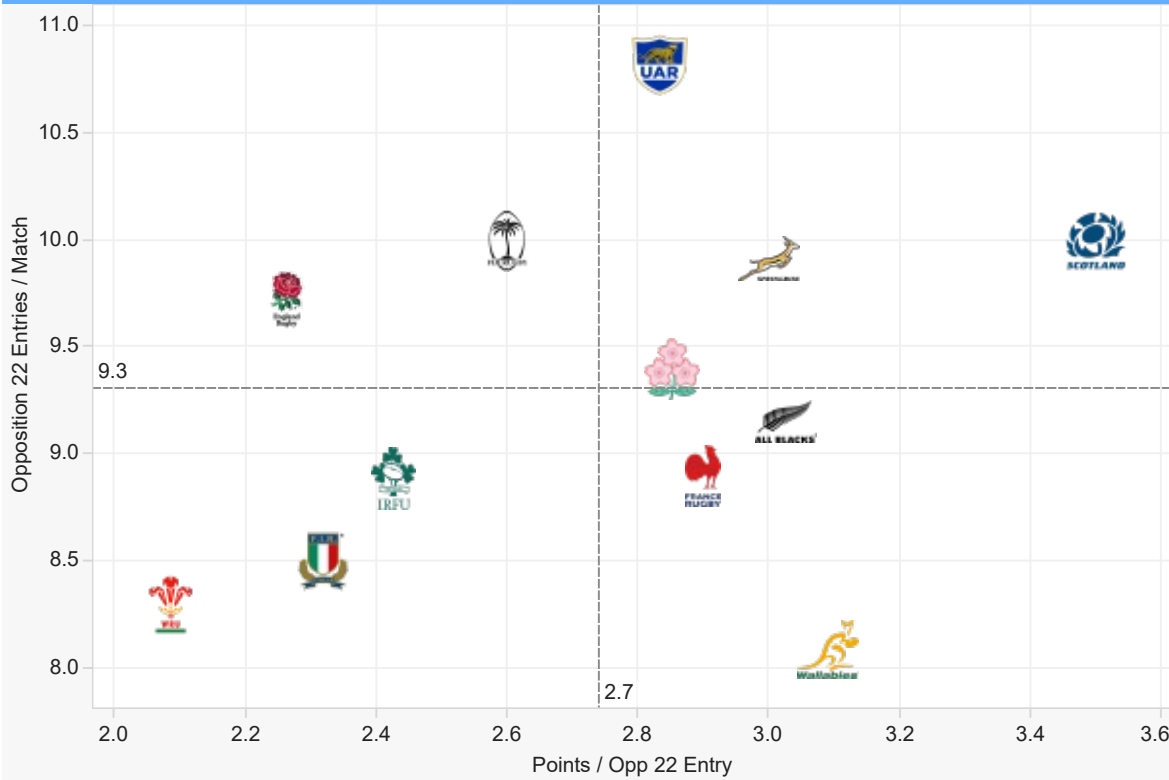
			
18.8	Points	33.8	
2.4	Tries	4.2	
86.7%	Goal Kicking %	72.9%	
117.9	Carries	116.2	
644.5	Carry Metres	791.1	
8.3	Opposition 22 Entries	9.9	
2.1	Points / Opp 22 Entry	3.0	
3.5	Line Breaks	7.8	
16.7	Defenders Beaten	23.0	
4.3	Offloads	6.9	
160.8	Passes	138.1	
25.8	Kicks From Hand	26.0	
176.3	Tackles	132.3	
22.3	Missed Tackles	20.3	
87.4%	Tackle %	84.6%	
7.4	Dominant Tackles	10.3	
10.0	Pens Conceded	10.1	
0.5	Yellow Cards	1.1	
0	Red Cards (Total)	1	
2.7	Turnovers Won	3.8	
11.6	Turnovers Conceded	12.5	
84.2%	Lineout Success %	86.5%	
84.4%	Scrum Success %	94.1%	
96.1%	Ruck Success %	96.3%	
37.5%	Gainline Forward %	47.9%	

All stats are on a per match basis (unless stated otherwise)

TEAM ANALYSIS - 22 ENTRIES

2024 INTERNATIONALS

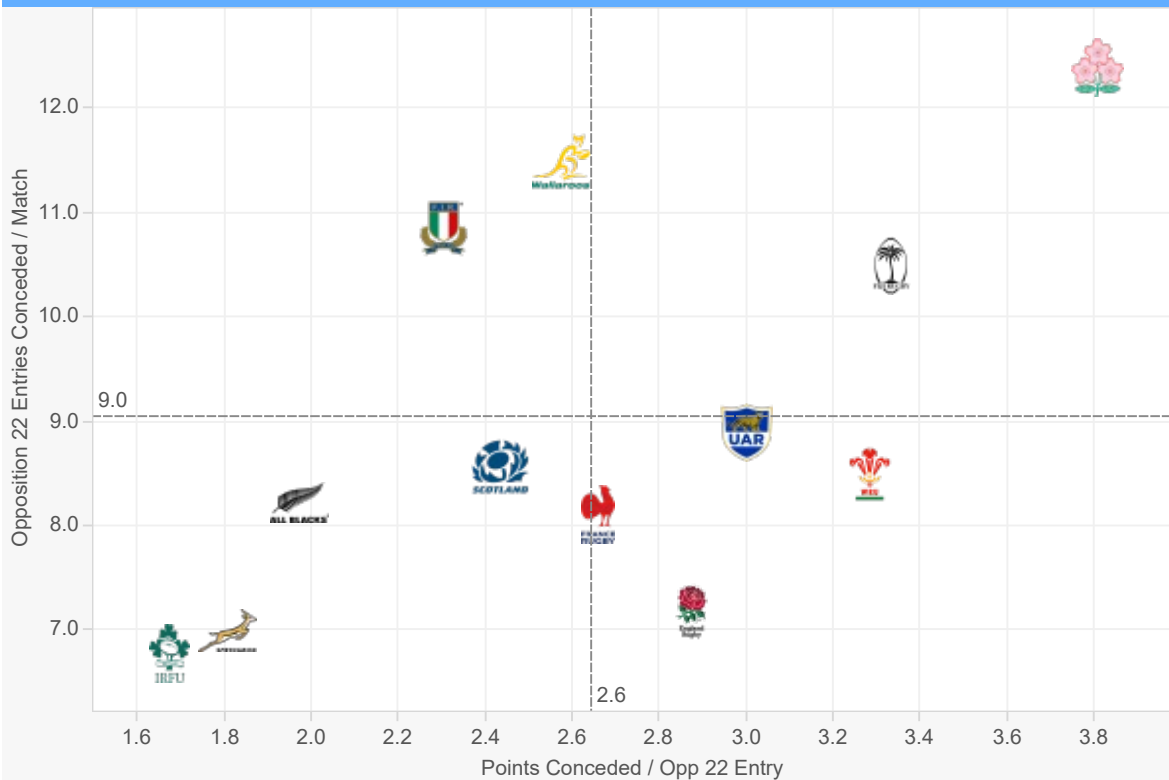
22 ENTRIES FOR



22 Entries / Match	
Argentina	10.8
Scotland	10.0
Fiji	10.0
South Africa	9.9
England	9.7
Japan	9.4
New Zealand	9.2
France	8.9
Ireland	8.9
Italy	8.5
Wales	8.3
Australia	8.1

Points / Entry	
Scotland	3.5
Australia	3.1
New Zealand	3.0
South Africa	3.0
France	2.9
Japan	2.9
Argentina	2.8
Fiji	2.6
Ireland	2.4
Italy	2.3
England	2.3
Wales	2.1

22 ENTRIES AGAINST



22 Entries Con. / Match	
Japan	12.4
Australia	11.5
Italy	10.9
Fiji	10.5
Argentina	8.9
Scotland	8.6
Wales	8.5
New Zealand	8.2
France	8.1
England	7.2
South Africa	7.0
Ireland	6.8

Points Con / Entry	
Japan	12.4
Fiji	10.5
Wales	8.5
Argentina	8.9
England	7.2
France	8.1
Australia	11.5
Scotland	8.6
Italy	10.9
New Zealand	8.2
South Africa	7.0
Ireland	6.8

TEAM ANALYSIS - POINTS & TRIES

2024 INTERNATIONALS

POINTS PER PERIOD

	SCORED					CONCEDED				
	Total	1'-20'	21'-HT	HT-60'	61'-80'	Total	1'-20'	21'-HT	HT-60'	61'-80'
Argentina	357	66	102	73	116	281	84	92	61	44
Australia	302	80	84	52	86	307	72	85	49	101
England	281	79	68	85	49	268	66	82	41	79
Fiji	255	52	54	80	69	133	48	24	21	40
France	306	71	79	84	72	202	44	50	46	62
Ireland	224	59	65	30	70	97	39	19	13	26
Italy	212	66	47	39	60	139	36	25	42	36
Japan	276	76	70	50	80	190	47	42	39	62
New Zealand	402	117	138	75	72	251	60	74	53	64
Scotland	437	109	125	82	121	259	61	67	71	60
South Africa	391	98	90	68	135	109	32	22	36	19
Wales	160	23	51	29	57	164	35	40	37	52
Total	3,603	896	973	747	987	2,901	753	764	601	783

TRIES PER PERIOD

	SCORED					CONCEDED				
	Total	1'-20'	21'-HT	HT-60'	61'-80'	Total	1'-20'	21'-HT	HT-60'	61'-80'
Argentina	46	7	14	9	16	34	11	11	6	6
Australia	37	9	9	7	12	39	9	10	6	14
England	33	9	7	11	6	30	8	8	5	9
Fiji	35	8	7	10	10	19	7	3	3	6
France	34	8	8	10	8	24	5	5	6	8
Ireland	27	6	7	4	10	12	6	1	1	4
Italy	23	8	3	5	7	10	2	1	4	3
Japan	37	10	9	7	11	25	6	5	5	9
New Zealand	49	16	18	8	7	36	8	12	7	9
Scotland	58	15	15	11	17	28	7	6	7	8
South Africa	48	14	11	5	18	15	5	2	5	3
Wales	20	2	6	4	8	20	4	5	5	6
Total	447	112	114	91	130	346	90	85	70	101

TRY ORIGIN

	SCORED									CONCEDED								
	Total	Counter Attack	Free Kick	Lineout	Penalty	Scrum	Start Half	Tap Penalty	Turnover	Total	Counter Attack	Free Kick	Lineout	Penalty	Scrum	Start Half	Tap Penalty	Turnover
Argentina	56	9	0	17	0	6	1	3	20	40	5	0	18	0	4	0	2	11
Australia	44	7	2	19	1	5	0	2	8	48	8	0	17	0	6	0	3	14
England	38	5	0	20	0	3	1	2	7	37	6	2	15	0	3	0	1	10
Fiji	39	4	1	13	0	9	0	2	10	21	1	1	11	1	4	0	0	3
France	43	9	1	10	0	9	0	2	12	28	3	0	16	0	4	1	0	4
Ireland	26	0	0	18	0	2	1	1	4	13	0	0	8	0	2	0	1	2
Italy	27	2	0	11	0	4	0	1	9	14	2	0	5	1	1	0	1	4
Japan	46	8	0	17	0	3	0	4	14	32	8	0	12	0	3	0	1	8
New Zealand	60	11	2	22	0	6	0	2	17	43	7	0	16	0	5	0	3	12
Scotland	70	11	0	32	1	5	0	2	19	32	4	0	15	0	5	0	1	7
South Africa	54	4	0	23	1	8	0	2	16	16	0	1	5	0	4	0	2	4
Wales	26	2	0	15	0	2	0	4	3	21	1	0	6	0	4	1	5	4
Total	529	72	6	217	3	62	3	27	139	407	52	5	170	3	53	3	22	99

Max & Min values are highlighted per time-frame/phase/section

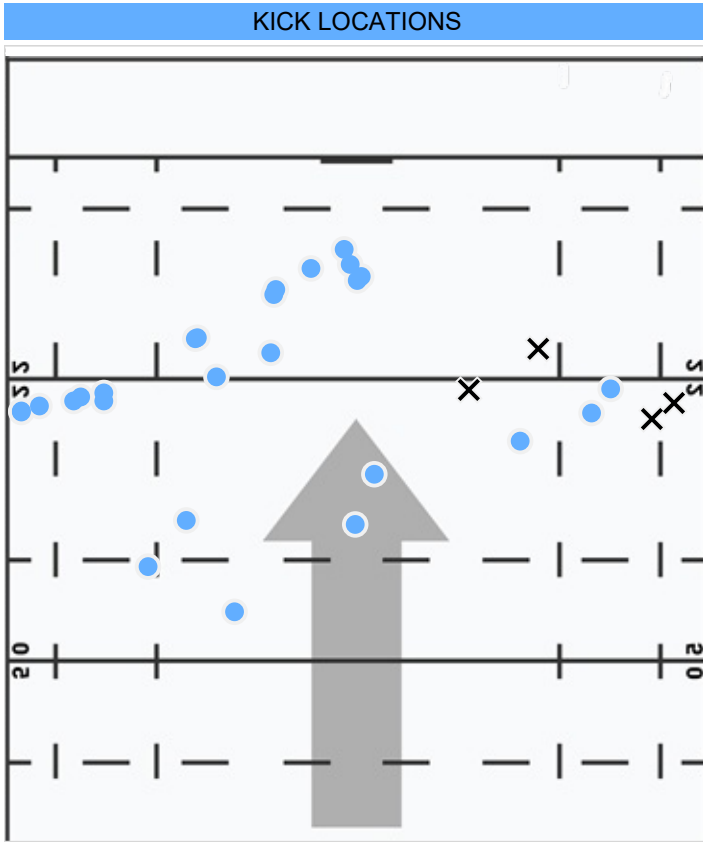


TEAM ANALYSIS

WALES - 2024 INTERNATIONALS

KICKING

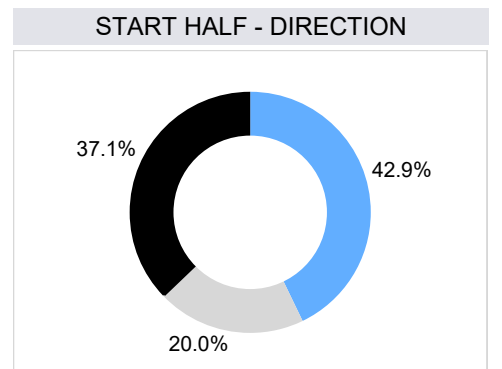
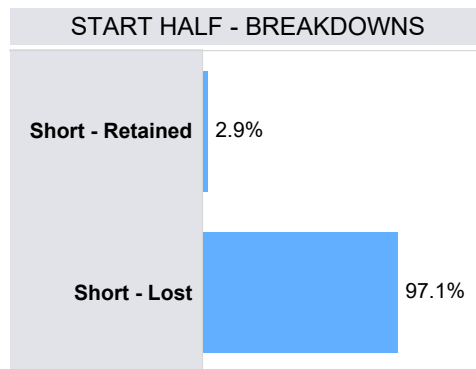
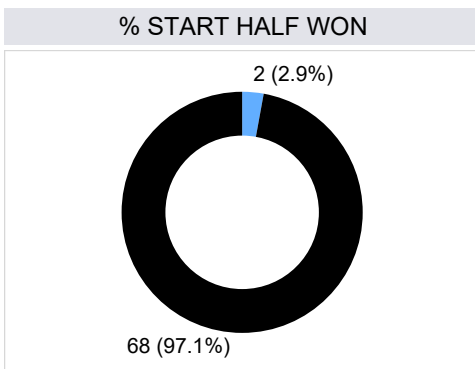
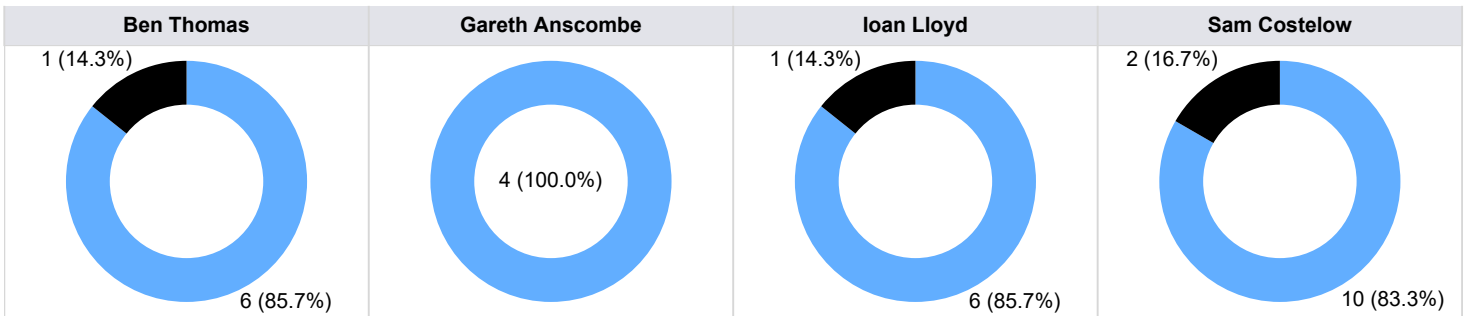
WALES - 2024 INTERNATIONALS



LAST 20 KICKS AT GOAL

Opponent	Min	Player	Pts Gained	Result
Australia	26	Gareth Anscombe	0.04	Conv Made
	31	Gareth Anscombe	0.24	Pen Made
	34	Gareth Anscombe	0.31	Pen Made
	69	Sam Costelow	0.10	Conv Made
Fiji	9	Gareth Anscombe	0.44	Conv Made
	67	Sam Costelow	-1.16	Conv Missed
Australia	17	Ben Thomas	-2.50	Pen Missed
	30	Ben Thomas	0.65	Conv Made
	37	Ben Thomas	0.61	Conv Made
	49	Ben Thomas	0.14	Conv Made
	71	Sam Costelow	0.92	Conv Made
Australia	3	Ben Thomas	1.51	Pen Made
	46	Ben Thomas	0.40	Pen Made
	66	Ben Thomas	1.34	Pen Made
South Africa	7	Sam Costelow	0.27	Pen Made
	19	Sam Costelow	-2.71	Pen Missed
	32	Sam Costelow	0.83	Conv Made
	35	Sam Costelow	0.57	Pen Made
Italy	64	Sam Costelow	0.20	Conv Made
	80	Ioan Lloyd	0.78	Conv Made
Overall Points Gained			5.41	

KICKS AT GOAL



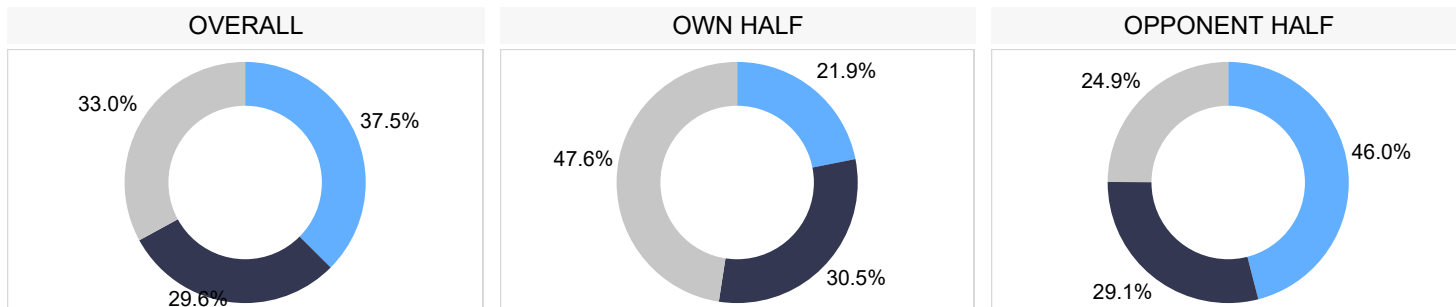
Won Lost

Right Split Left

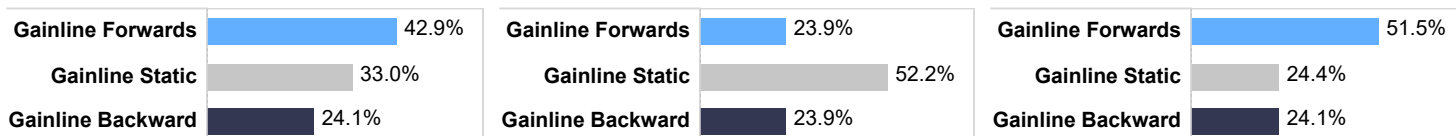
COLLISIONS

WALES - 2024 INTERNATIONALS

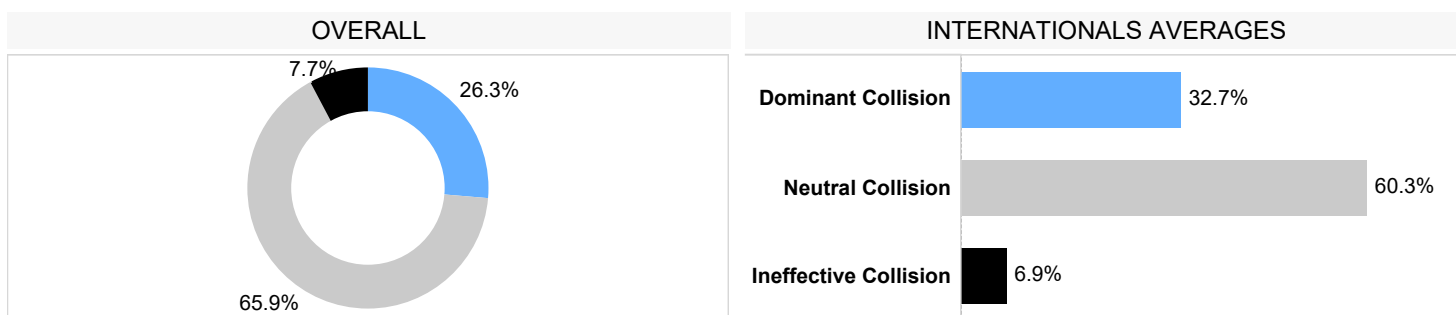
GAINLINE SUCCESS



INTERNATIONALS AVERAGES

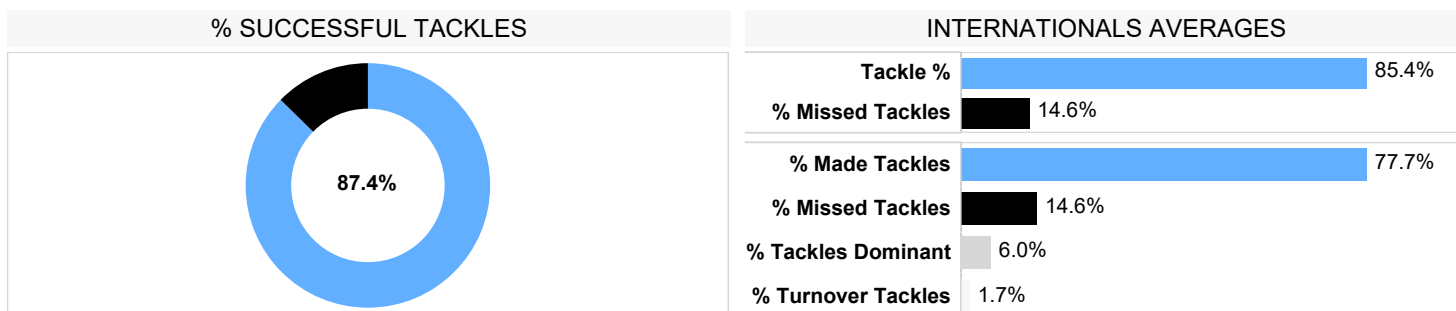


CARRIES INTO CONTACT*

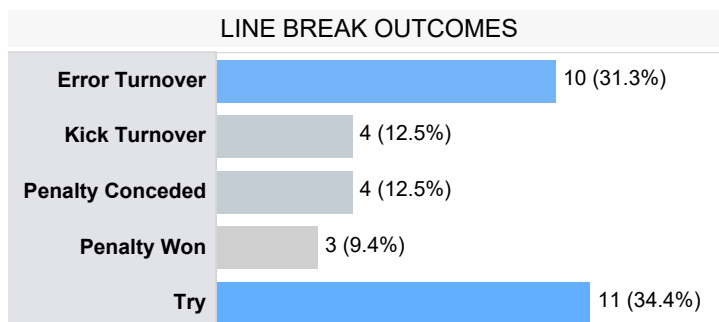


*dominance based on tackle outcome

TACKLES

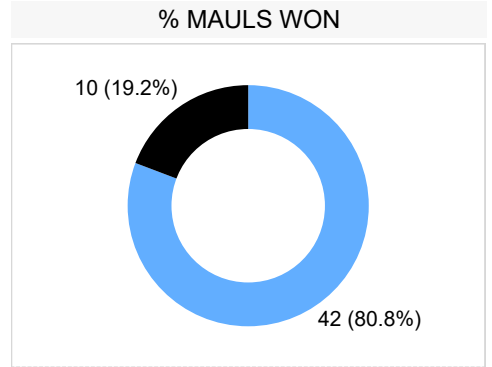
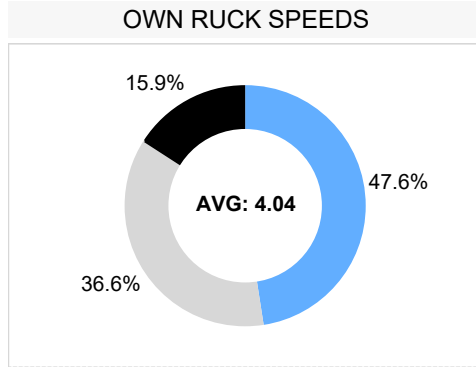
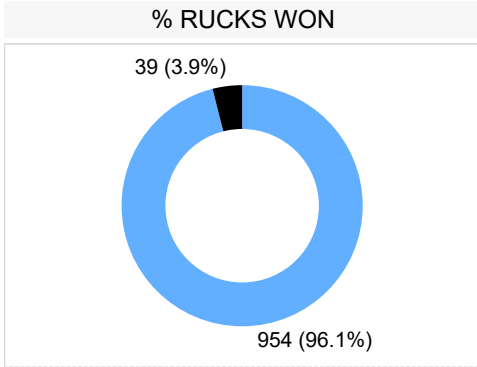


CARRIES & BREAKS	
Line Breaks	35
Line breaks / match	3.5
Defenders Beaten	167
Defenders Beaten / match	16.7
Ball Carries	1,179
Carries / Match	117.9

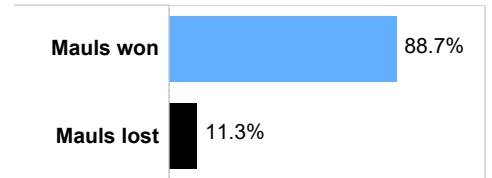
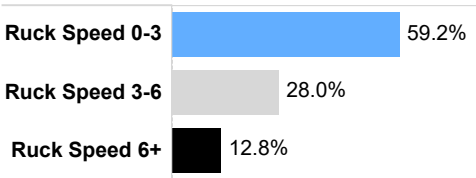
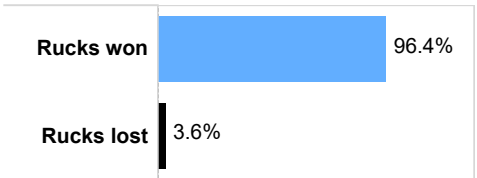


BREAKDOWN

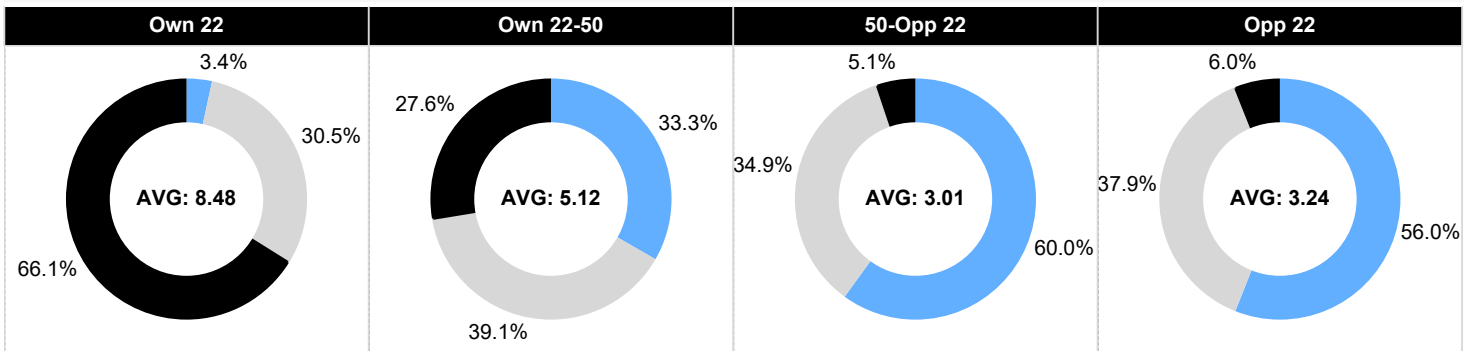
WALES - 2024 INTERNATIONALS



INTERNATIONALS AVERAGES



RUCK SPEEDS - LOCATIONS



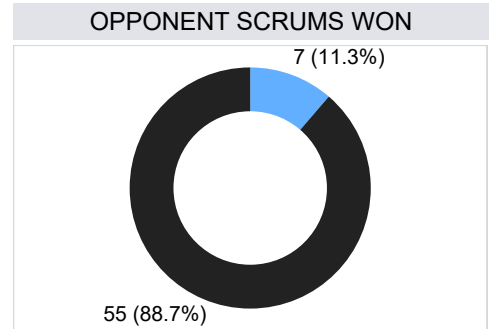
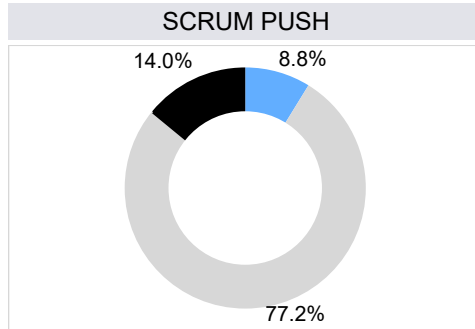
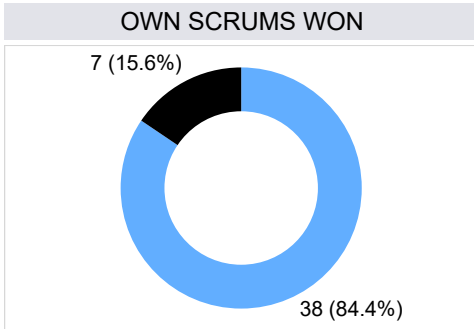
■ Ruck Speed 0-3
 ■ Ruck Speed 3-6
 ■ Ruck Speed 6+

Attacking Breakdown Arrivals			Defensive Breakdown Arrivals			Breakdown Steals		
1	Tommy Reffell	205	1	Tommy Reffell	78	1	Tommy Reffell	9
2	Dafydd Jenkins	185	2	Gareth Thomas	35	2	Elliot Dee	2
3	Gareth Thomas	183	3	Dafydd Jenkins	34	3	Adam Beard	1
4	Aaron Wainwright	142	4	Aaron Wainwright	31	4	Archie Griffin	1
5	Adam Beard	115	5	Archie Griffin	30	Team Total		20

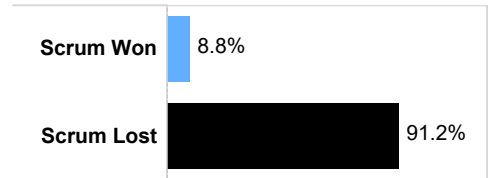
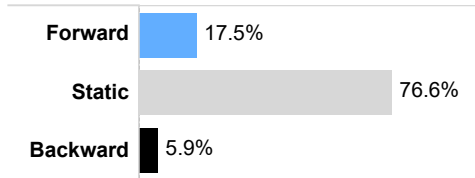
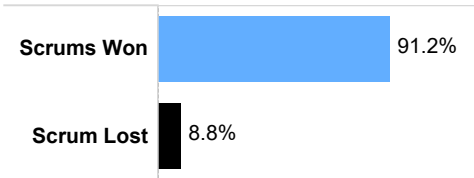
SET PIECE

WALES - 2024 INTERNATIONALS

SCRUMS



INTERNATIONALS AVERAGES



OWN SCRUMS

Scrum Won	Scrum Reset Retained	Scrum Lost
38	12	7

OPPONENT SCRUMS

Scrum Won	Scrum Reset Retained	Scrum Lost
7	11	55

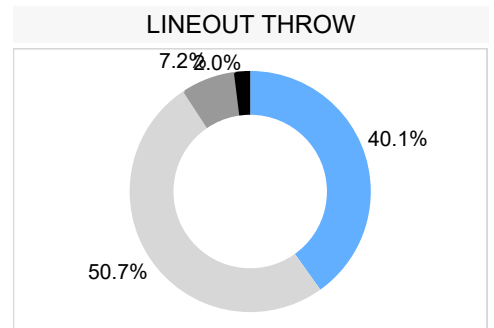
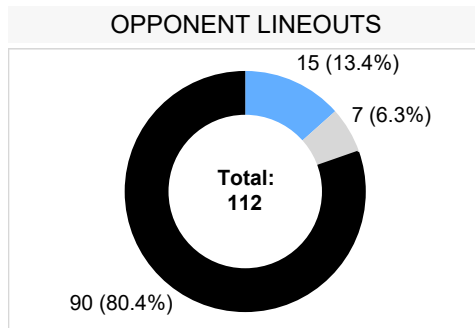
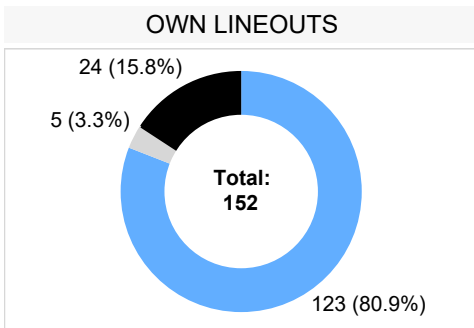
OWN SCRUMS WON

	Used	Penalty	Free Kick
Total	28	8	2
% of Total	73.7%	21.1%	5.3%

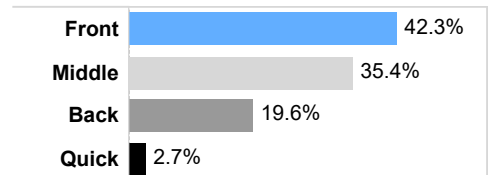
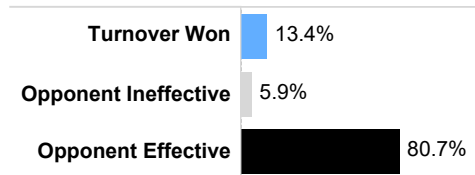
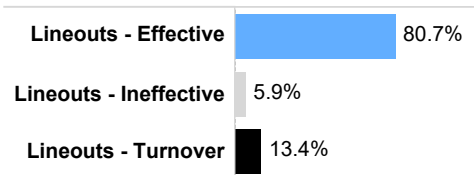
OPPONENT SCRUMS WON

	Used	Penalty	Free Kick
Total	2	2	5
% of Total	28.6%	28.6%	71.4%

LINEOUTS



INTERNATIONALS AVERAGES

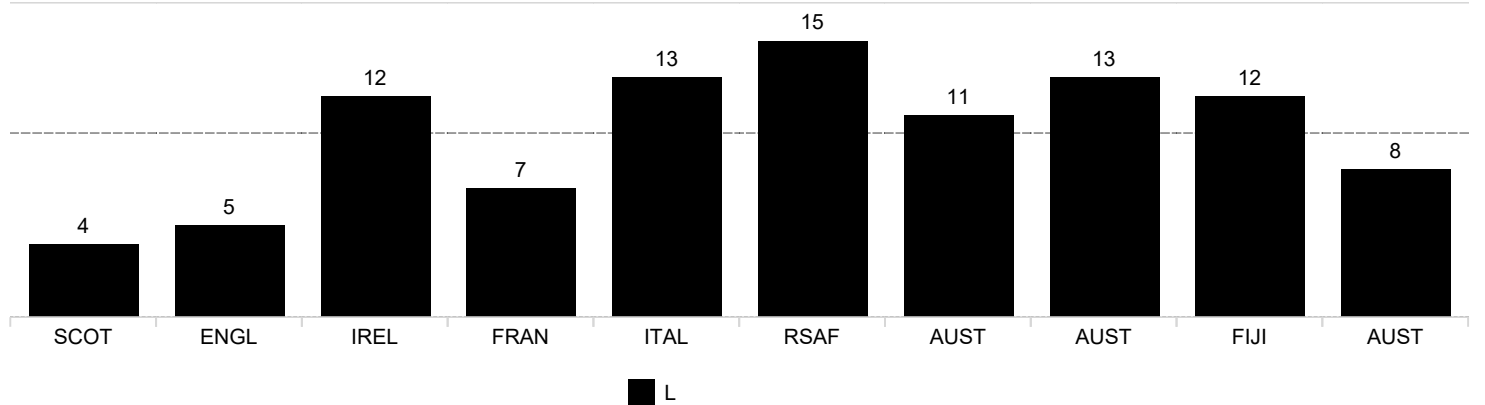


DISCIPLINE

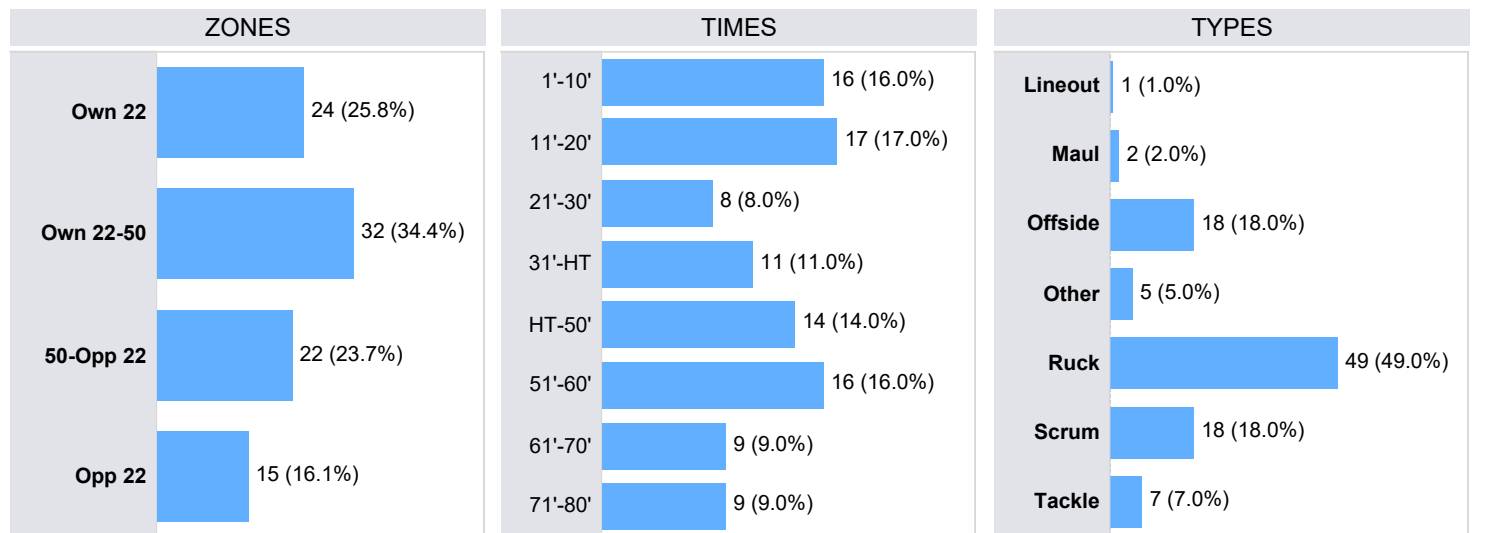
WALES - 2024 INTERNATIONALS

Statistic	Team	Year Average
Total penalties conceded / match	10.0	5.3
Yellow cards / match	0.5	0.4
Red cards / match	0.0	0.0

PENALTIES CONCEDED PER MATCH



PENALTIES & INFRINGEMENTS



PLAYER STATISTICS - PER 80 AVERAGES WITH A MINIMUM 240 MINUTES PLAYED

Total penalties conceded		Penalties conceded / 80 minutes		Yellow / Red cards	
1	Gareth Thomas 8	1	Archie Griffin 2.0	1	Aaron Wainwright 1 / 0
2	Archie Griffin 7	2	Taine Plumtree 1.4	2	Gareth Thomas 1 / 0
3	Tommy Reffell 6	3	Dewi Lake 1.3	3	Mason Grady 1 / 0
4	Adam Beard 5	4	Christ Tshiuza 1.3	4	Rio Dyer 1 / 0
5	Dewi Lake 5	5	Gareth Thomas 1.2	5	Tommy Reffell 1 / 0

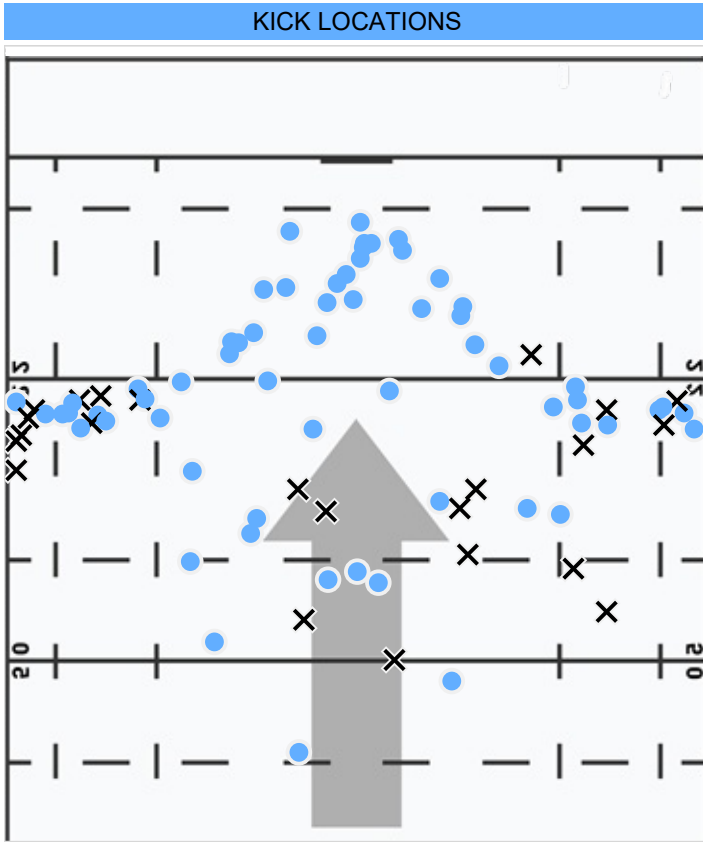


TEAM ANALYSIS

SOUTH AFRICA - 2024 INTERNATIONALS

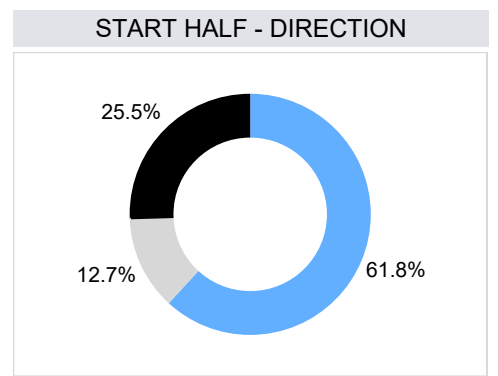
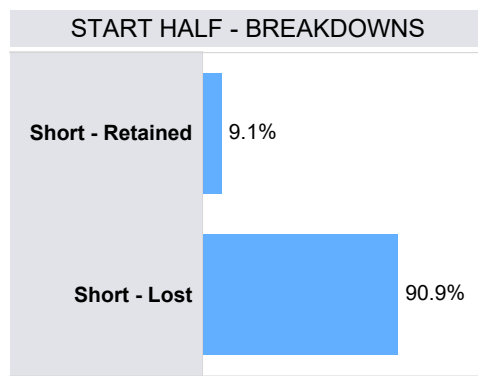
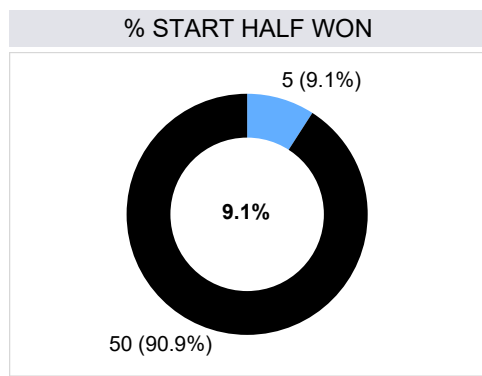
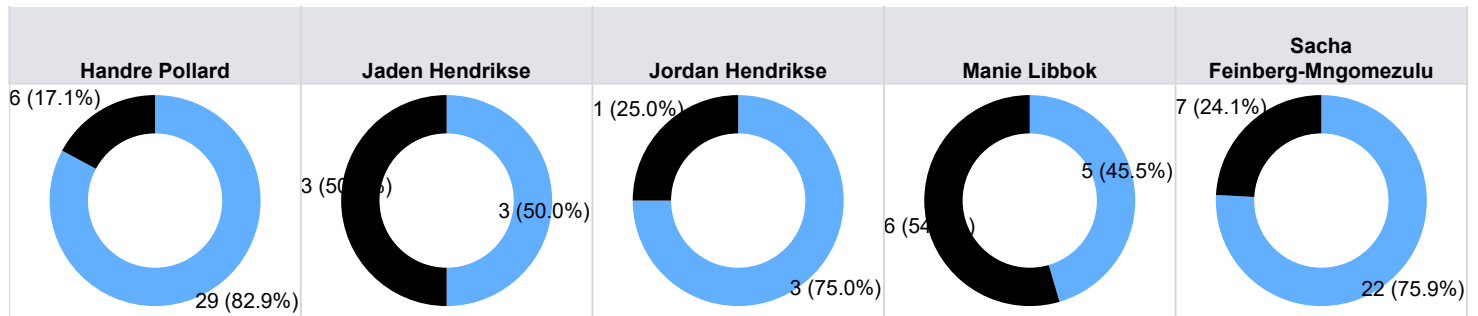
KICKING

SOUTH AFRICA - 2024 INTERNATIONALS



LAST 20 KICKS AT GOAL				
Opponent	Min	Player	Pts Gained	
England	12	Manie Libbok	0.04	Conv Made
	17	Manie Libbok	-0.77	Conv Missed
	23	Manie Libbok	0.65	Conv Made
	40	Manie Libbok	-1.89	Pen Missed
	59	Handre Pollard	1.32	Pen Made
	64	Handre Pollard	1.02	Conv Made
Scotland	5	Handre Pollard	-1.04	Conv Missed
	31	Handre Pollard	0.36	Conv Made
	36	Handre Pollard	0.76	Conv Made
	65	Handre Pollard	0.95	Pen Made
	74	Handre Pollard	0.03	Pen Made
	81	Handre Pollard	0.61	Conv Made
Argentina	8	Jaden Hendrikse	0.05	Conv Made
	15	Jaden Hendrikse	1.21	Conv Made
	22	Jaden Hendrikse	0.08	Pen Made
	34	Jaden Hendrikse	-1.02	Conv Missed
	39	Jaden Hendrikse	-0.69	Conv Missed
	46	Jaden Hendrikse	-2.40	Pen Missed
	70	Handre Pollard	0.43	Conv Made
	74	Handre Pollard	0.62	Conv Made
Overall Points Gained			-8.44	

KICKS AT GOAL



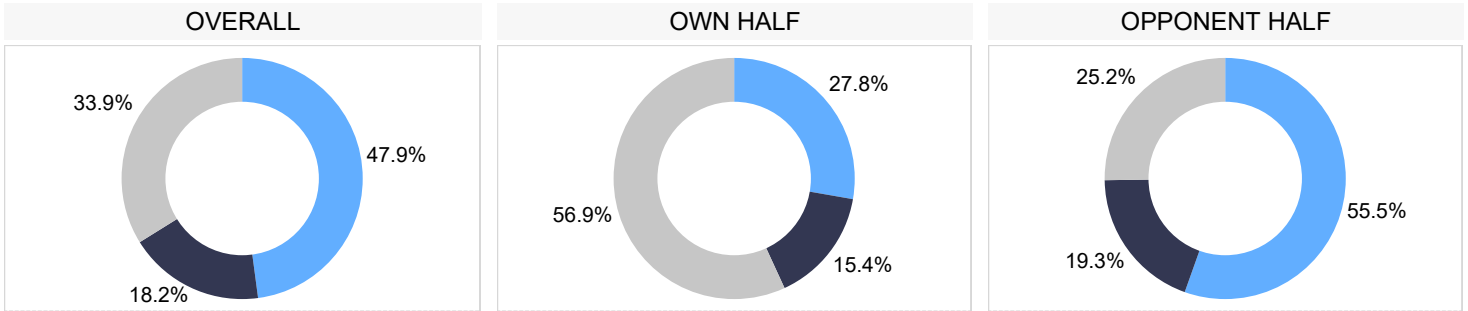
Won Lost

Right Split Left

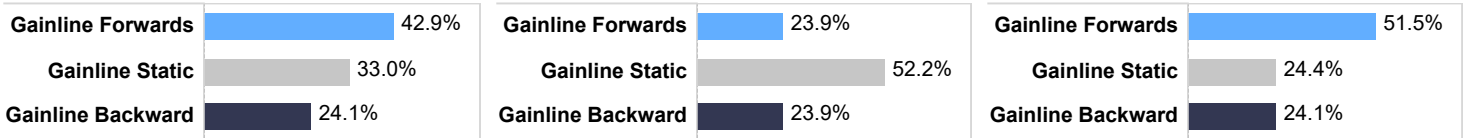
COLLISIONS

SOUTH AFRICA - 2024 INTERNATIONALS

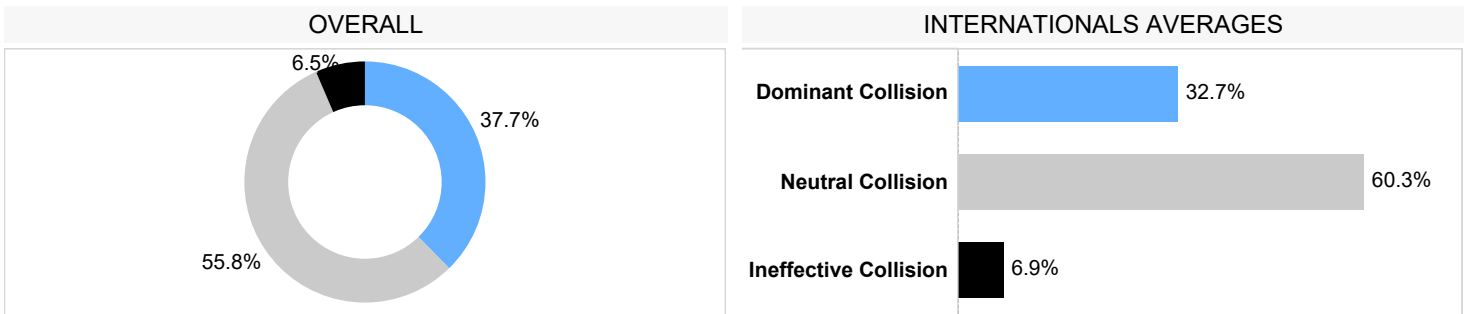
GAINLINE SUCCESS



CHAMPIONSHIP AVERAGES

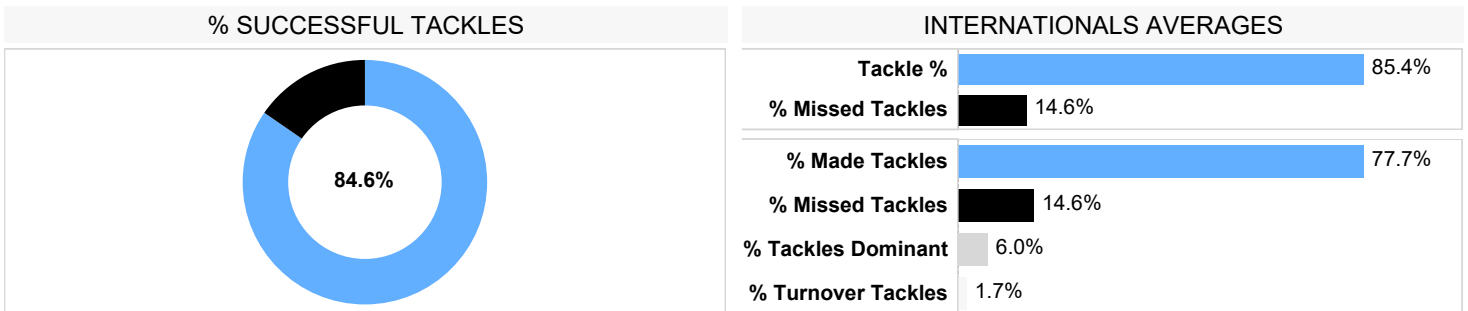


CARRIES INTO CONTACT*

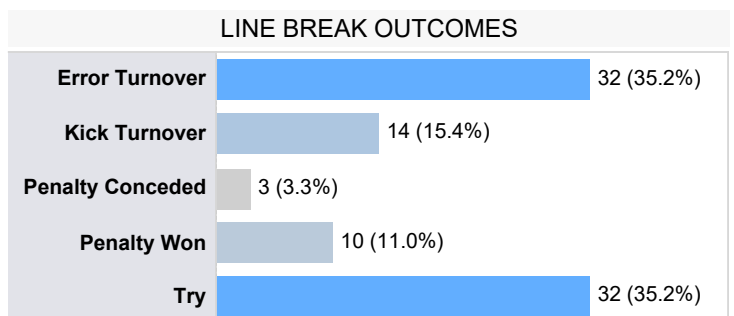


*dominance based on tackle outcome

TACKLES

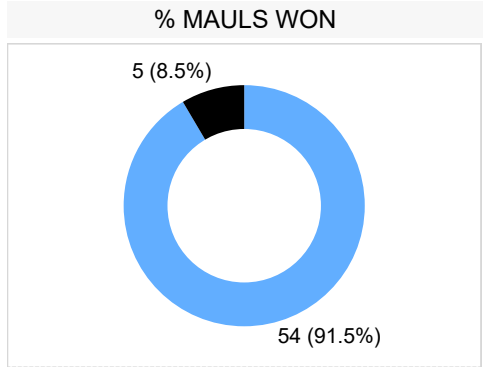
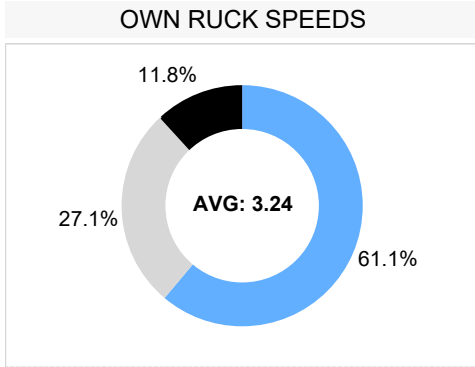
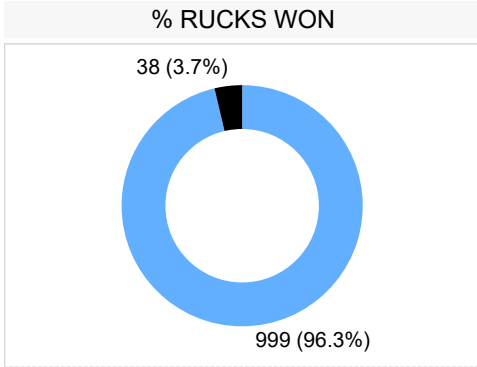


CARRIES & BREAKS	
Line Breaks	94
Line breaks / match	7.8
Defenders Beaten	276
Defenders Beaten / match	23.0
Ball Carries	1,394
Carries / Match	116.2

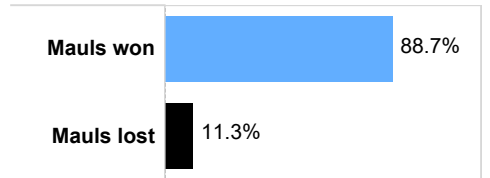
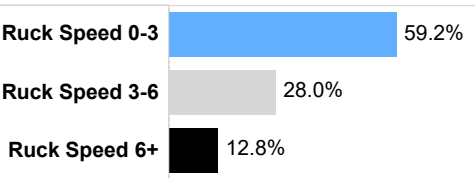
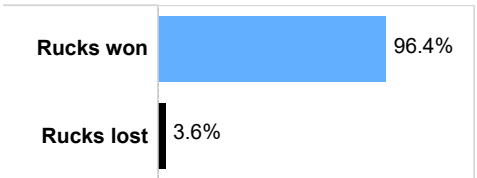


BREAKDOWN

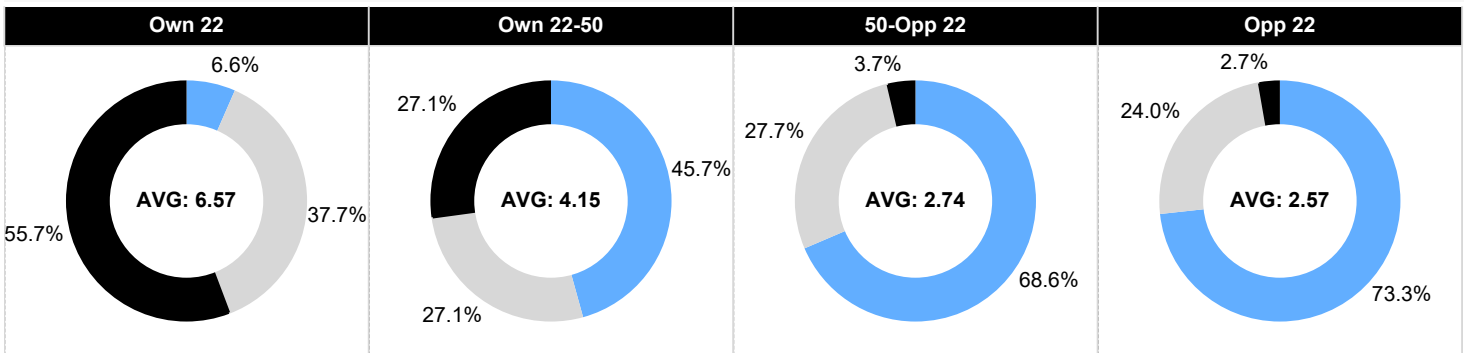
SOUTH AFRICA - 2024 INTERNATIONALS



INTERNATIONALS AVERAGES



RUCK SPEEDS - LOCATIONS



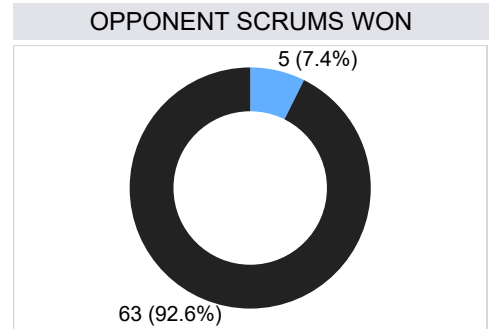
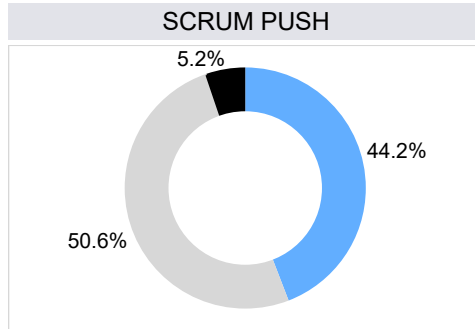
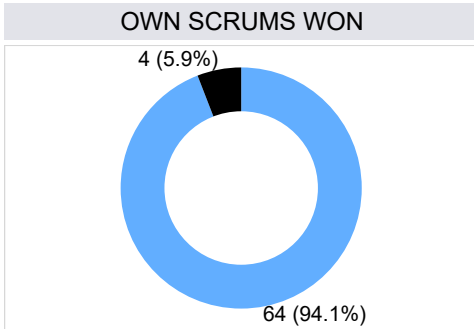
■ Ruck Speed 0-3
 ■ Ruck Speed 3-6
 ■ Ruck Speed 6+

Attacking Breakdown Arrivals		Defensive Breakdown Arrivals		Breakdown Steals				
1	Ruan Nortje	134	1	Kwagga Smith	46	1	Damian de Allende	4
2	Ox Nche	126	2	Pieter-Steph du Toit	43	2	Jasper Wiese	3
3	Malcolm Marx	112	3	Siya Kolisi	41	3	Johan Grobbelaar	2
4	Pieter-Steph du Toit	109	4	Malcolm Marx	40	4	Makazole Mapimpi	2
5	Vincent Koch	107	5	Damian de Allende	32	Team Total		29

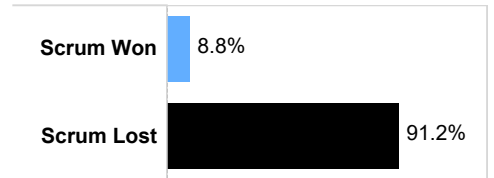
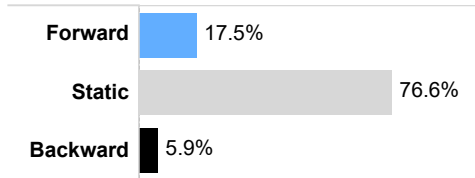
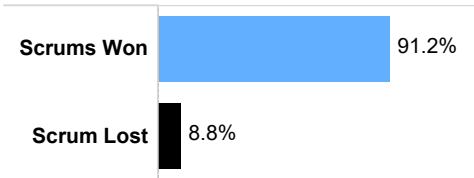
SET PIECE

SOUTH AFRICA - 2024 INTERNATIONALS

SCRUMS



INTERNATIONALS AVERAGES



OWN SCRUMS

Scrum Won	Scrum Reset Retained	Scrum Lost
64	9	4

OPPONENT SCRUMS

Scrum Won	Scrum Reset Retain..	Scrum Lost
5	7	63

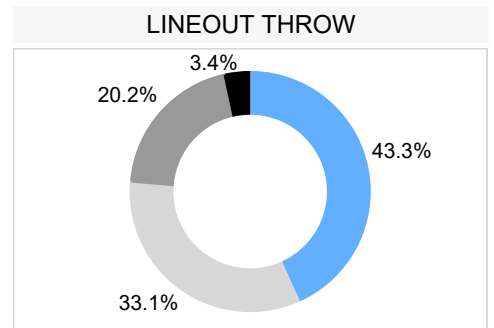
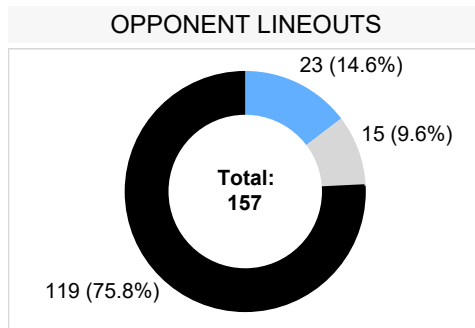
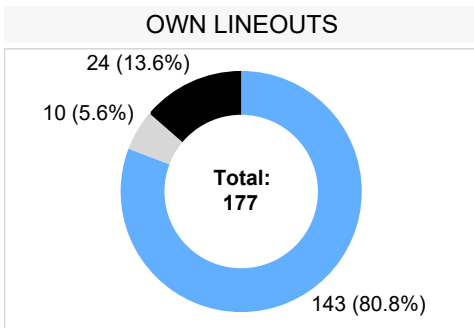
OWN SCRUMS WON

	Used	Penalty	Free Kick
Total	32	29	3
% of Total	50.0%	45.3%	4.7%

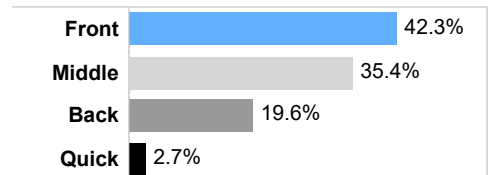
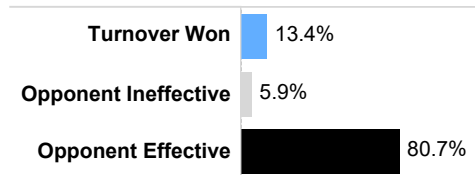
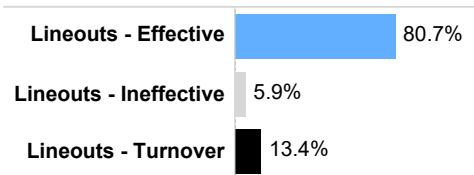
OPPONENT SCRUMS WON

	Used	Penalty	Free Kick
Total	3	2	
% of Total	60.0%	40.0%	

LINEOUTS



INTERNATIONALS AVERAGES

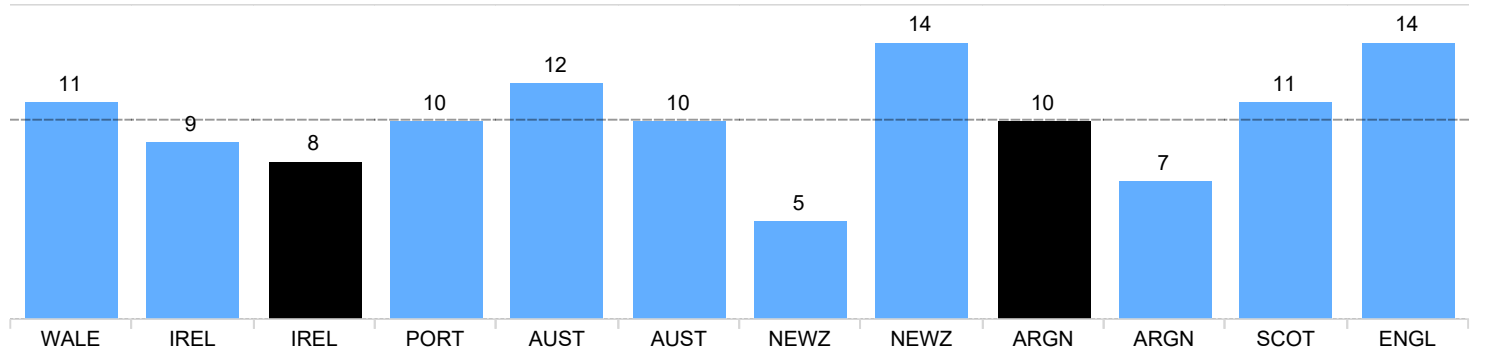


DISCIPLINE

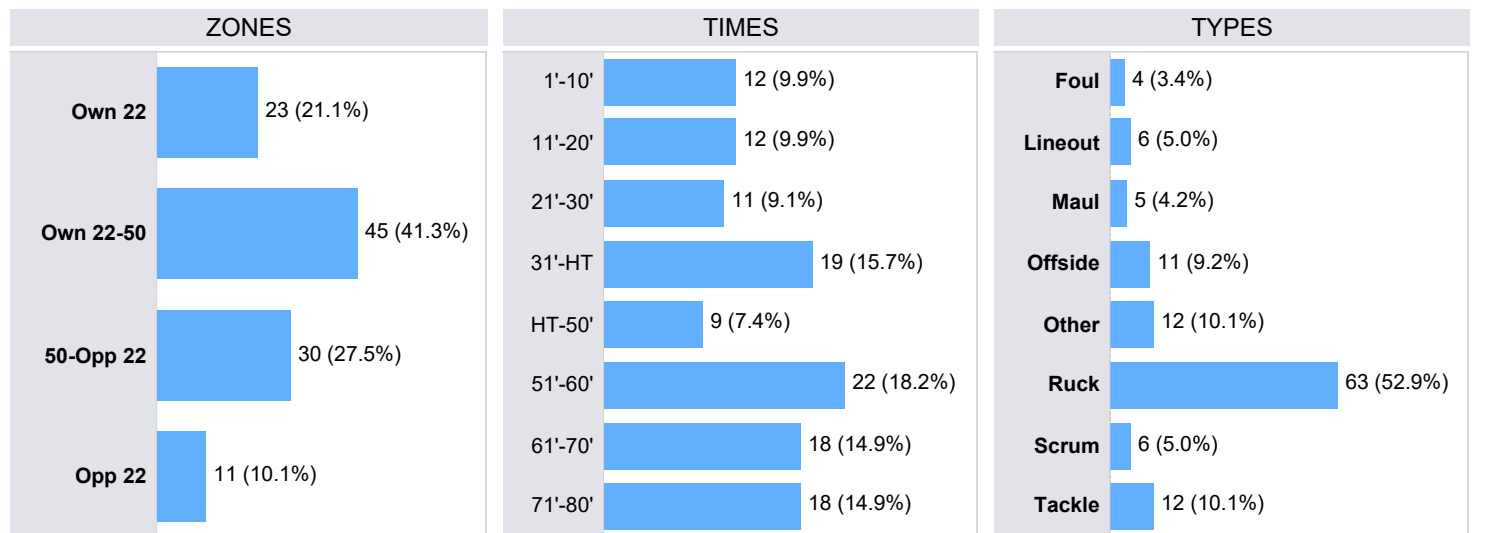
SOUTH AFRICA - 2024 INTERNATIONALS

Statistic	Team	Year Average
Total penalties conceded / match	10.1	5.3
Yellow cards / match	1.1	0.4
Red cards / match	0.1	0.0

PENALTIES CONCEDED PER MATCH



PENALTIES & INFRINGEMENTS



PLAYER STATISTICS - PER 80 AVERAGES WITH A MINIMUM 240 MINUTES PLAYED

Total penalties conceded		Penalties conceded / 80 minutes		Yellow / Red cards	
1	Eben Etzebeth 11	1	Gerhard Steenekamp 1.6	1	Kurt-Lee Arendse 3 / 0
2	Pieter-Steph du Toit 8	2	Eben Etzebeth 1.3	2	Aphelele Fassi 2 / 0
3	Kwagga Smith 7	3	Kwagga Smith 1.2	3	Andre Esterhuizen 0 / 1
4	Kurt-Lee Arendse 6	4	Vincent Koch 1.1	4	Gerhard Steenekamp 1 / 0
5	Aphelele Fassi 5	5	RG Snyman 1.1	5	Jasper Wiese 1 / 0

PLAYER STATS
2024 INTERNATIONALS

APPEARANCE CHART - WALES

2024 INTERNATIONALS

	03/02/24	10/02/24	24/02/24	10/03/24	16/03/24	22/06/24	06/07/24	13/07/24	10/11/24	17/11/24
	Scotland	England	Ireland	France	Italy	South Africa	Australia	Australia	Fiji	Australia
J. Adams	14	14	14	14	14					
G. Anscombe									10	10
K. Assiratti	s18		3	3		3			s18	s18
T. Basham		s20								
A. Beard	5	5	5	5	5				5	5
J. Beetham						s23				
E. Bevan						9	9	9	s22*	9
J. Botham	6*					7	s20	6	s20	6
L. Brown	3									
B. Carter						5				
S. Costelow	10		10	10	10	10	s22	s22	s23	s22
G. Davies	9			s21		s21				
E. Dee	s16	2	2	2	2*					
C. Domachowski	1	s17	s17	s17						
R. Dyer	11*	11	11	11*	11	11	11	11*		
R. Elias	2	s16	s16						s16	s16
C. Evans		s22								
M. Grady	s23	s23	s23	s23	s23*	12	12	12	14	
A. Griffin		s18					3	3	3	3
K. Hardy		s21	s21		s21		s21	s21		
J. Hathaway							14			
C. Hill							s19	s19		
E. James						s22				s23
D. Jenkins	4	4	4	6	4		5	5		
D. Lake						2*	2	2**	2	2
D. Lewis			s18	s18	3					
M. Llewellyn									13	13
I. Lloyd	s22	10	s22	s22	s22					
E. Lloyd				s16	s16	s16	s16	s16		
A. Mann	s20*	6*	6	s19	6					
M. Martin			s20	s20	s20	s20		u20		
K. Mathias	u17				s17	s17	s17	u17		
J. Morgan									s21	7
B. Murray									11*	11
G. North		13	13		13					
H. O'Connor					s18	s18	s18	s18		
T. Plumtree						6	6	8	6	
J. Ratti						s19				
T. Reffell	7	7	7	7	7		7	7	7	s20
J. Roberts				13*						
T. Rogers										14
W. Rowlands		s19	s19	4	s19*				4	4
M. Screech						4				
N. Smith									s17	s17
G. Thomas		1	1	1	1	1	1	1	1	1
B. Thomas							10	10	12	12*
N. Tompkins	12	12	12		12		s23	s23		
C. Tshiuza							4	4	s19	s19
A. Wainwright	8*	8	8	8	8	8	8		8	8*
O. Watkin	13			12		13	13	13		
L. Williams						14	15	14*		
R. Williams										s21
T. Williams	s21	9	9	9*	9				9	
T. Williams	s19									
C. Winnett	15	15	15	15	15	15		15	15	15

KEY: Number denotes position, s: substitute, u: unused replacement, *: try scored

APPEARANCE CHART - SOUTH AFRICA

2024 INTERNATIONALS

	22/06/24	06/07/24	13/07/24	20/07/24	10/08/24	17/08/24	31/08/24	07/09/24	21/09/24	28/09/24	10/11/24	16/11/24
	Wales	Ireland	Ireland	Portugal	Australia	Australia	New Zealand	New Zealand	Argentina	Argentina	Scotland	England
L. Am				13*		12		s23	12	s23	13	s23
K. Arendse		11*	11	14*	11**		11		14	11		11
P. Buthelezi				6*								
D. de Allende	s23	12	12		12		12	12		12		12
F. de Klerk	9	9	9									
B. Dixon	s20			7*	7		7		7			
T. du Toit				3		3			3		3*	
P. du Toit	7	7	7		5*	7	4	7		7**	s21	7*
A. Esterhuizen	12			12							12	
E. Etzebeth	4	4	4		4	s19	s19	4	s19	4	4	4
A. Fassi	15			15		15*	15		15*	15**		15
S. Feinberg-Mngomezulu	s22	s23	s23	s22	10	10	10	s22				
J. Grobbelaar				2		2						
J. Hendrikse								s21	s22	9	9	
J. Hendrikse	10											
Q. Horn				s23*								
V. Koch	3	s18	s18		s18	s18	s18	s18	s18	s18	s18	s18
C. Kolbe		14*	14		14	14	14	11		14*		14**
S. Kolisi		6	6		6*		6	6*		6	s20	6
J. Kriel	13*	13	13		13	13	13	13	13*	13*		13
W. Le Roux		15	15		15			15			15	
M. Libbok				10		s22			s23	10		10
W. Louw												3
E. Louw				s20	8	8	s20	s20	s20	s19	7	s19
F. Malherbe	s18	3	3		3		3	3		3		
M. Mapimpi	11*			11***		11			11		11**	
M. Marx	2	s16	s16		s16	s16**	s16	s16*	2	s16*	s16	s16
B. Mbonambi	s16*	2	2		2		2*	2		2	2	2
N. Mchunu	s17			s17								
S. Moerat	s19	s19	s19	4	s19	4			4			
C. Moodie								14			14	
F. Mostert	5	5	5								5	
O. Nche	1	1	1		1	s17	1	1	1	1	1	1
R. Nortje						5	5	5	5	5		
T. Nyakane				s18								
H. Pollard		10	10		s23	s23	s23	10	10	s22	10	s22
C. Reinach				9	9		9		9*	s21		s21
E. Roos	8			8								
K. Smith	6	8	8		s21*	s20	s21*	s19	s21	s20	8	s20
R. Snyman		s20	s20	5							s19	5
G. Steenekamp		s17	s17		s17		s17	s17	s17	s17	s17	s17
M. van den Berg				s21		9						
E. van der Merwe	14*											
M. van Staden		s21	s21		s20	6*			6		6	
A. Venter				s16*								
R. Venter				s19								
J. Wessels				1*		1			s16			
J. Wiese							8	8	8	8	s22*	8
G. Williams	s21	s22	s22		s22	s21	s22*	9			s23	9*

KEY: Number denotes position, s: substitute, u: unused replacement, *: try scored

PLAYER DATA - WALES

2024 INTERNATIONALS

	Games	Starts	Minutes Played	Points	Tries	Ball Carries	Carry Metres	Line Breaks	Defenders Beaten	Passes	Offloads	Turnover Con	Successful Tackles	Missed Tackles	Dominant Tackles	Penalties Conceded	Kicks	Kicking Metres	Lineout Takes	Lineout Steals
J. Adams	5	5	358	0	0	31	190	2	10	12	0	9	12	5	2	4	7	206	0	0
G. Anscombe	2	2	119	10	0	8	20	0	0	45	0	3	18	2	0	0	10	219	0	0
K. Assiratti	7	4	292	0	0	10	30	0	1	8	0	0	20	4	1	3	0	0	0	0
T. Basham	1	0	12	0	0	4	22	0	2	1	0	0	3	0	0	0	0	0	0	0
A. Beard	7	7	407	0	0	29	115	0	0	43	1	0	60	5	5	5	0	0	31	1
J. Beetham	1	0	10	0	0	0	0	0	0	4	0	0	0	0	0	0	2	38	0	0
E. Bevan	5	4	254	5	1	6	32	1	0	173	0	4	18	1	1	2	28	728	0	0
J. Botham	6	4	330	5	1	42	227	0	6	12	2	6	57	3	3	1	0	0	1	0
L. Brown	1	1	41	0	0	2	7	0	0	1	0	0	7	1	0	0	0	0	0	0
B. Carter	1	1	80	0	0	2	12	0	0	3	1	0	16	0	4	1	0	0	3	0
S. Costelow	9	5	426	23	0	28	167	1	4	117	2	6	55	17	2	1	42	1,161	2	0
G. Davies	3	1	87	0	0	4	41	1	5	96	1	4	5	3	0	0	10	189	0	0
E. Dee	5	4	298	5	1	42	127	0	0	25	1	2	46	0	0	2	0	0	0	1
C. Domachowski	4	1	119	0	0	14	51	0	0	3	1	0	18	2	0	0	0	0	0	0
R. Dyer	8	8	630	15	3	44	431	8	23	25	2	7	44	19	6	4	10	197	0	0
R. Elias	5	1	147	0	0	22	90	0	0	6	0	2	25	7	0	0	0	0	0	0
C. Evans	1	0	1	0	0	0	0	0	0	0	0	0	0	0	0	0	0	0	0	0
M. Grady	9	4	360	5	1	44	351	1	8	15	1	2	31	6	3	3	1	13	0	0
A. Griffin	5	4	274	0	0	26	99	0	2	2	1	0	68	4	0	7	0	0	0	0
K. Hardy	5	0	68	0	0	6	49	0	3	110	1	1	4	2	0	1	4	87	0	0
J. Hathaway	1	1	80	0	0	10	96	0	1	2	0	5	2	2	0	0	4	68	0	0
C. Hill	2	0	30	0	0	5	25	0	0	4	0	1	4	0	1	0	0	0	1	0
E. James	2	0	35	0	0	5	34	0	1	2	0	1	8	0	0	0	0	0	0	0
D. Jenkins	7	7	530	0	0	33	109	0	0	25	0	2	115	8	5	4	0	0	28	1
D. Lake	5	5	305	15	3	53	228	0	4	10	1	5	61	2	2	5	0	0	0	0
D. Lewis	3	1	138	0	0	13	35	0	0	7	0	2	19	4	0	4	0	0	0	0
M. Llewellyn	2	2	160	0	0	18	156	0	2	5	2	1	13	3	2	3	0	0	0	0
I. Lloyd	5	1	163	12	0	25	128	0	2	52	0	2	7	4	1	0	19	438	1	0
E. Lloyd	5	0	51	0	0	11	65	0	0	4	0	0	4	1	0	1	0	0	0	0
A. Mann	5	3	236	10	2	32	163	0	3	11	0	1	47	5	1	0	0	0	2	0
M. Martin	5	0	64	0	0	12	42	0	0	2	0	1	8	5	1	0	0	0	0	0
K. Mathias	5	0	65	0	0	9	32	0	0	4	0	1	9	0	1	1	0	0	0	0
J. Morgan	2	1	115	0	0	17	104	0	7	7	0	0	36	5	3	0	0	0	0	0
B. Murray	2	2	160	5	1	17	140	3	4	6	0	3	11	4	1	0	2	44	0	0
G. North	3	3	240	0	0	30	173	0	9	6	1	2	16	5	0	1	1	37	0	0
H. O'Connor	4	0	59	0	0	3	10	0	0	0	0	0	6	3	1	3	0	0	0	0
T. Plumtree	4	4	291	0	0	25	111	0	1	10	2	1	50	9	5	5	0	0	11	2
J. Ratti	1	0	19	0	0	0	0	0	0	1	0	0	1	0	0	0	0	0	0	0
T. Reffell	9	8	598	0	0	55	215	2	8	22	3	1	127	12	2	6	0	0	0	0
J. Roberts	1	1	61	5	1	4	33	0	2	2	0	1	11	2	0	0	2	38	0	0
T. Rogers	1	1	55	0	0	5	43	2	1	2	1	3	6	0	1	1	1	36	0	0
W. Rowlands	6	3	278	5	1	41	173	0	2	14	0	0	48	2	4	2	0	0	10	0
M. Screech	1	1	61	0	0	2	9	0	0	5	0	0	5	1	0	0	0	0	6	0
N. Smith	2	0	61	0	0	4	13	0	0	0	0	0	13	0	0	0	0	0	0	0
G. Thomas	9	9	545	0	0	43	146	0	2	21	0	3	97	12	2	8	0	0	2	0
B. Thomas	4	4	292	20	1	21	150	1	3	66	1	6	40	4	1	1	10	159	0	0
N. Tompkins	6	4	317	0	0	42	207	0	3	67	5	9	35	8	1	2	0	0	0	0
C. Tshunza	4	2	251	0	0	9	41	0	0	13	1	2	60	3	1	4	0	0	8	1
A. Wainwright	9	9	664	10	2	98	553	2	15	50	2	3	79	11	2	3	2	67	20	0
O. Watkin	5	5	372	0	0	29	188	1	5	22	1	3	27	9	4	1	3	63	0	0
L. Williams	3	3	211	5	1	10	81	4	3	8	1	4	11	1	3	3	4	93	0	0
R. Williams	1	0	32	0	0	0	0	0	0	38	0	0	4	2	0	0	6	208	0	0
T. Williams	6	5	376	5	1	28	220	3	4	391	1	2	34	8	2	2	62	1,703	0	0
T. Williams	1	0	14	0	0	3	14	0	0	0	0	0	4	0	0	0	0	0	0	0
C. Winnett	9	9	716	0	0	103	651	3	21	58	7	5	15	7	0	3	28	1,091	0	0

PLAYER DATA - SOUTH AFRICA

2024 INTERNATIONALS

	Games	Starts	Minutes Played	Points	Tries	Ball Carries	Carry Metres	Line Breaks	Defenders Beaten	Passes	Offloads	Turnover Con	Successful Tackles	Missed Tackles	Dominant Tackles	Penalties Conceded	Kicks	Kicking Metres	Lineout Takes	Lineout Steals
L. Am	7	4	380	5	1	35	305	3	9	26	4	5	28	4	1	2	5	158	1	0
K. Arendse	8	8	582	20	4	46	551	13	15	12	3	7	23	8	4	6	3	88	2	0
P. Buthelezi	1	1	58	5	1	6	39	0	1	1	0	0	4	2	1	0	0	0	0	0
D. de Allende	8	7	532	0	0	55	369	4	20	59	4	6	48	6	4	4	2	10	1	0
F. de Klerk	3	3	155	0	0	18	35	0	0	140	1	5	7	1	2	0	18	295	0	0
B. Dixon	5	4	271	5	1	28	131	0	2	22	6	3	38	2	5	2	0	0	7	0
T. du Toit	4	4	201	5	1	15	86	1	4	3	0	0	25	2	4	3	0	0	0	1
P. du Toit	10	9	748	20	4	99	597	4	11	53	3	6	114	15	9	8	0	0	21	4
A. Esterhuizen	3	3	140	0	0	14	125	1	3	11	0	0	15	1	0	1	0	0	0	0
E. Etzebeth	11	8	690	0	0	65	329	0	10	57	5	7	75	17	8	11	0	0	35	4
A. Fassi	7	7	517	20	4	54	535	6	7	43	3	11	16	2	1	5	32	910	2	0
S. Feinberg-Mngomez..	8	3	384	52	0	33	365	3	21	38	3	7	39	8	3	1	50	1,485	2	0
J. Grobbelaar	2	2	102	0	0	8	39	0	0	4	1	0	6	2	0	2	0	0	0	0
J. Hendrikse	4	2	171	7	0	6	28	0	0	164	1	6	14	3	0	0	13	284	0	0
J. Hendrikse	1	1	59	7	0	5	43	0	1	12	0	2	6	0	0	0	2	63	0	0
Q. Horn	1	0	17	5	1	2	33	1	1	0	0	0	1	0	0	1	0	0	1	0
V. Koch	11	1	370	0	0	32	120	0	0	9	0	1	45	2	4	5	1	7	0	0
C. Kolbe	8	8	640	20	4	53	513	10	33	22	5	10	27	12	2	5	15	451	1	0
S. Kolisi	8	7	439	10	2	43	255	0	8	29	4	4	54	5	9	2	1	7	0	0
J. Kriel	10	10	798	15	3	72	684	13	13	28	4	8	61	15	6	4	3	85	0	0
W. Le Roux	5	5	311	0	0	26	208	1	0	69	1	3	4	5	0	1	20	492	0	0
M. Libbok	5	3	199	11	0	22	187	1	5	57	0	4	9	2	0	0	25	529	0	0
W. Louw	1	1	50	0	0	8	37	0	1	0	0	0	9	2	1	1	0	0	0	0
E. Louw	9	3	330	0	0	57	372	1	9	8	0	2	50	4	4	3	0	0	5	0
F. Malherbe	7	6	325	0	0	13	50	0	0	3	0	0	40	7	4	0	0	0	0	0
M. Mapimpi	5	5	390	30	6	38	491	11	11	12	1	5	13	11	2	2	4	63	1	0
M. Marx	11	2	432	20	4	43	225	2	7	17	2	1	55	4	4	2	0	0	0	0
B. Mbonambi	9	8	388	10	2	21	93	0	1	13	1	3	37	7	0	4	0	0	0	0
N. Mchunu	2	0	38	0	0	4	19	0	0	1	0	1	2	0	1	0	0	0	0	0
S. Moerat	7	3	231	0	0	21	77	0	0	29	0	1	30	5	1	1	0	0	6	0
C. Moodie	2	2	125	0	0	14	158	1	5	5	0	1	10	5	1	1	1	37	0	0
F. Mostert	4	4	188	0	0	12	50	0	1	10	0	2	34	2	2	3	0	0	12	1
O. Nche	11	10	557	0	0	47	188	1	7	27	3	3	69	14	10	4	0	0	1	0
R. Nortje	5	5	369	0	0	26	121	1	2	30	1	3	52	12	3	3	1	0	32	2
T. Nyakane	1	0	22	0	0	1	2	0	0	1	0	0	1	1	0	0	0	0	0	0
H. Pollard	10	5	448	74	0	29	202	2	6	85	2	5	39	16	3	2	47	1,110	1	0
C. Reinach	6	4	238	5	1	28	109	3	5	216	5	5	10	6	0	0	22	391	0	0
E. Roos	2	2	101	0	0	25	189	2	4	4	0	3	7	0	3	2	1	0	1	0
K. Smith	11	4	464	10	2	68	373	2	13	21	3	7	38	3	3	7	1	14	1	1
R. Snyman	5	2	302	0	0	36	160	2	4	32	14	2	32	4	5	4	0	0	17	1
G. Steenekamp	9	0	256	0	0	19	97	0	1	2	0	0	41	8	3	5	0	0	1	0
M. van den Berg	2	1	85	0	0	7	17	0	1	64	0	1	8	2	0	1	6	111	0	0
E. van der Merwe	1	1	80	5	1	4	83	2	4	2	0	0	4	0	1	0	1	35	0	0
M. van Staden	6	3	247	5	1	23	136	0	2	5	0	5	33	4	3	3	0	0	0	0
A. Venter	1	0	22	5	1	5	27	0	0	0	0	0	3	1	0	1	0	0	0	0
R. Venter	1	0	22	0	0	8	43	0	2	2	1	0	3	1	1	0	0	0	0	0
J. Wessels	3	2	109	5	1	14	73	0	2	5	0	0	6	0	0	2	0	0	0	0
J. Wiese	6	5	314	5	1	66	414	1	15	10	1	2	36	7	4	4	0	0	1	0
G. Williams	9	2	311	10	2	20	114	2	9	233	1	3	23	4	1	3	38	831	0	0

PLAYER RANKINGS
2024 INTERNATIONALS

PLAYER RANKINGS - POINTS

2024 INTERNATIONALS

POINTS

		Games	Points	Minutes	Pens	Conv	Drop Goals	Tries	
1	D. McKenzie	New Zealand	13	143	836	26	30	0	1
2	T. Alborno	Argentina	11	97	611	10	26	0	3
3	J. Crowley	Ireland	9	91	658	14	18	1	2
4	T. Ramos	France	7	90	560	16	21	0	0
5	N. Lolesio	Australia	10	81	662	15	18	0	0
6	S. Lee	Japan	7	76	461	8	21	0	2
7	C. Muntz	Fiji	8	75	579	10	20	0	1
8	H. Pollard	South Africa	10	74	448	16	13	0	0
8	M. Smith	England	8	74	508	11	14	1	2
10	F. Russell	Scotland	6	70	480	16	11	0	0

GOAL KICKING (MADE)

		Games	Minutes	Goals	Misses	Pens	Pens Missed	Conv	Conv Missed	Goal Kicking %	
1	D. McKenzie	New Zealand	13	836	56	16	26	6	30	10	77.8%
2	T. Ramos	France	7	560	37	5	16	2	21	3	88.1%
3	T. Alborno	Argentina	11	611	36	11	10	2	26	9	76.6%
4	N. Lolesio	Australia	10	662	33	9	15	3	18	6	78.6%
5	J. Crowley	Ireland	9	658	32	11	14	3	18	8	74.4%
6	C. Muntz	Fiji	8	579	30	8	10	0	20	8	78.9%
7	H. Pollard	South Africa	10	448	29	6	16	3	13	3	82.9%
7	S. Lee	Japan	7	461	29	1	8	1	21	0	96.7%
9	F. Russell	Scotland	6	480	27	1	16	0	11	1	96.4%
10	P. Garbisi	Italy	10	773	26	8	12	4	14	4	76.5%

GOAL KICKING (%)*

		Games	Kicks	Made	Available Points	Points Scored	Expected Points	Pts Gained	Goal Kicking %	
1	Leo Berdeu	France	1	7	7	19	19	14.1	4.9	100.0%
2	Seungsin Lee	Japan	6	30	29	69	66	60.9	5.1	96.7%
3	Finn Russell	Scotland	6	28	27	72	70	61.3	8.7	96.4%
4	Ben Donaldson	Australia	5	14	13	32	30	26.2	3.8	92.9%
5	Santiago Carreras	Argentina	6	20	18	49	45	41.9	3.1	90.0%
5	Beauden Barrett	New Zealand	3	10	9	21	19	16.5	2.5	90.0%
7	Thomas Ramos	France	7	42	37	102	90	79.7	10.3	88.1%
8	Martin Page-Relo	Italy	5	7	6	21	18	5.1	12.9	85.7%
8	Ioan Lloyd	Wales	3	7	6	14	12	10.4	1.6	85.7%
8	Ben Thomas	Wales	2	7	6	18	15	12.9	2.1	85.7%

*Minimum 5 Kicks at Goal



WALES



SOUTH AFRICA

PLAYER RANKINGS - TRIES

2024 INTERNATIONALS

TRIES

		Games	Minutes Played	Tries	Tries / 80	
1	D. van der Merwe	Scotland	9	718	8	0.9
2	D. Riley	Japan	9	720	7	0.8
2	C. Clarke	New Zealand	8	581	7	1.0
4	M. Mapimpi	South Africa	5	390	6	1.2
4	T. Wright	Australia	10	800	6	0.6
4	M. Tele'a	New Zealand	9	566	6	0.8
4	W. Jordan	New Zealand	9	636	6	0.8
8	J. Mallia	Argentina	8	604	5	0.7
8	D. Graham	Scotland	2	145	5	2.8
8	D. Sheehan	Ireland	6	330	5	1.2
8	M. Carreras	Argentina	9	690	5	0.6
8	I. Feyi-Waboso	England	9	426	5	0.9

TRY ASSISTS

		Games	Minutes Played	Try Assists	Try Assists / 80	
1	B. Barrett	New Zealand	10	617	7	0.9
1	M. Smith	England	8	508	7	1.1
3	J. Gibson-Park	Ireland	7	447	6	1.1
4	D. McKenzie	New Zealand	13	836	5	0.5
4	H. Jones	Scotland	9	705	5	0.6
4	N. Saito	Japan	4	242	5	1.7
4	T. Alborno	Argentina	11	611	5	0.7
4	S. Lee	Japan	7	461	5	0.9
9	A. Hastings	Scotland	5	259	4	1.2
9	T. McDermott	Australia	10	258	4	1.2
9	A. Mitchell	England	7	451	4	0.7
9	F. Lomani	Fiji	8	492	4	0.7
9	S. Chocobares	Argentina	8	546	4	0.6
9	S. Fujiwara	Japan	9	413	4	0.8

TRY INVOLVEMENTS

		Games	Minutes Played	Try Involvements	% of Team Total	
1	D. Riley	Japan	9	720	10	15.2%
2	M. Smith	England	8	508	9	15.3%
3	B. Barrett	New Zealand	10	617	8	9.1%
3	D. van der Merwe	Scotland	9	718	8	8.2%
3	H. Jones	Scotland	9	705	8	8.2%
3	M. Mapimpi	South Africa	5	390	8	10.5%
3	T. Wright	Australia	10	800	8	14.0%
3	M. Tele'a	New Zealand	9	566	8	9.1%
3	W. Jordan	New Zealand	9	636	8	9.1%
3	T. Alborno	Argentina	11	611	8	10.1%
3	J. Dobie	Scotland	7	265	8	10.4%



PLAYER RANKINGS - CARRIES

2024 INTERNATIONALS

CARRIES

		Games	Total
1	B. Earl	England	11 173
2	A. Savea	New Zealand	12 155
3	R. Valetini	Australia	11 112
4	D. McKenzie	New Zealand	13 110
5	W. Sititi	New Zealand	9 109
6	J. Oviedo	Argentina	10 106
7	C. Doris	Ireland	9 105
8	H. Wilson	Australia	8 103
8	C. Winnett	Wales	9 103
10	P. Matera	Argentina	10 102

		Minutes	Per 80*
1	S. Negri	Italy	325 17.7
2	J. Wiese	South Africa	314 16.8
3	B. Earl	England	880 15.7
4	W. Sititi	New Zealand	579 15.1
5	D. Lake	Wales	305 13.9
6	E. Louw	South Africa	330 13.8
7	A. Bell	Australia	394 13.6
8	A. Savea	New Zealand	935 13.3
9	H. Wilson	Australia	625 13.2
10	P. Matera	Argentina	629 13.0

METRES

		Games	Total
1	D. Riley	Japan	9 1,025
2	T. Wright	Australia	10 1,019
3	W. Jordan	New Zealand	9 942
4	B. Earl	England	11 926
5	A. Savea	New Zealand	12 897
6	C. Clarke	New Zealand	8 865
7	M. Tuitama	Japan	7 855
8	J. Lowe	Ireland	9 777
9	D. van der Merwe	Scotland	9 777
10	D. McKenzie	New Zealand	13 768

		Minutes	Per 80*
1	M. Tuitama	Japan	494 138.5
2	I. Masi	Fiji	270 120.9
3	C. Clarke	New Zealand	581 119.2
4	W. Jordan	New Zealand	636 118.5
5	D. Riley	Japan	720 113.9
6	Y. Yazaki	Japan	374 113.5
7	A. Reed	Scotland	240 111.5
8	K. Rowe	Scotland	442 111.3
9	V. Karawalevu	Fiji	479 109.9
10	J. Wiese	South Africa	314 105.6

DEFENDERS BEATEN

		Games	Total
1	M. Tele'a	New Zealand	9 41
2	B. Earl	England	11 39
3	D. McKenzie	New Zealand	13 38
3	D. van der Merwe	Scotland	9 38
5	A. Savea	New Zealand	12 35
5	T. Wright	Australia	10 35
7	T. Menoncello	Italy	10 34
8	C. Kolbe	South Africa	8 33
8	D. Riley	Japan	9 33
10	M. Ioane	Italy	9 32

		Minutes	Per 80*
1	M. Tele'a	New Zealand	566 5.8
2	D. Penaud	France	400 5.4
3	M. Tuitama	Japan	494 4.7
4	M. Smith	England	508 4.6
5	B. Delguy	Argentina	424 4.5
6	K. Rowe	Scotland	442 4.5
7	S. Feinberg-Mngomezzi	South Africa	384 4.4
8	C. Clarke	New Zealand	581 4.3
9	D. van der Merwe	Scotland	718 4.2
10	I. Feyi-Waboso	England	426 4.1

*Minimum 240 minutes played



PLAYER RANKINGS - PASSING

2024 INTERNATIONALS

PASSES

		Games	Total	
1	S. Fujiwara	Japan	9	515
2	J. Gibson-Park	Ireland	7	485
3	F. Lomani	Fiji	8	468
4	G. Bertranou	Argentina	10	461
5	J. Gordon	Australia	7	450
6	C. Ratima	New Zealand	11	403
7	T. Williams	Wales	6	391
8	T. Perenara	New Zealand	8	360
9	A. Mitchell	England	7	336
10	N. Saito	Japan	4	295

		Minutes	Per 80*	
1	S. Fujiwara	Japan	413	99.8
2	N. Saito	Japan	242	97.5
3	J. Gibson-Park	Ireland	447	86.8
4	J. Gordon	Australia	419	85.9
5	T. McDermott	Australia	258	83.4
6	T. Williams	Wales	376	83.2
7	C. Ratima	New Zealand	393	82.0
8	T. Perenara	New Zealand	358	80.4
9	G. Horne	Scotland	281	77.7
10	F. Lomani	Fiji	492	76.1

PASSING ACCURACY**

		Total	%	
1	C. Roigard	New Zealand	190	99.5%
2	K. Hardy	Wales	110	99.1%
3	B. Serin	France	101	99.0%
4	J. Dobie	Scotland	163	98.8%
5	S. Varney	Italy	149	98.7%
6	G. Williams	South Africa	233	98.3%
7	E. Bevan	Wales	173	98.3%
8	C. Ratima	New Zealand	403	98.3%
9	N. White	Australia	203	98.0%
10	J. Gordon	Australia	450	98.0%

BREAK ASSIST PASSES

		Games	Total	
1	D. McKenzie	New Zealand	13	19
2	S. McDowall	Scotland	7	8
3	R. Henshaw	Ireland	8	7
3	T. Wright	Australia	10	7
3	S. Tuipulotu	Scotland	7	7
6	A. Fassi	South Africa	7	6
6	P. Garbisi	Italy	10	6
8	G. Ford	England	8	5
8	S. Kolisi	South Africa	8	5
8	S. Cordero	Argentina	4	5
8	F. Russell	Scotland	6	5
8	D. Riley	Japan	9	5
8	R. Valetini	Australia	11	5
8	R. Ioane	New Zealand	11	5
8	T. Alborno	Argentina	11	5
8	S. Chocobares	Argentina	8	5
8	J. Oviedo	Argentina	10	5

OFFLOADS

		Games	Total	
1	S. Reece	New Zealand	9	16
2	W. Sititi	New Zealand	9	15
3	D. McKenzie	New Zealand	13	14
3	R. Snyman	South Africa	5	14
5	M. Ioane	Italy	9	13
5	J. Lowe	Ireland	9	13
7	M. Tele'a	New Zealand	9	12
8	H. Jones	Scotland	9	11
8	D. Penaud	France	5	11
8	W. Jordan	New Zealand	9	11

		Minutes	Per 80*	
1	R. Snyman	South Africa	302	3.7
2	D. Penaud	France	400	2.2
3	S. Reece	New Zealand	589	2.2
4	W. Sititi	New Zealand	579	2.1
5	B. Dixon	South Africa	271	1.8
6	M. Tele'a	New Zealand	566	1.7
7	S. Waqa	Japan	311	1.5
8	L. Barre	France	363	1.5
9	J. Wainiqolo	Fiji	319	1.5
10	I. Masi	Fiji	270	1.5

*Minimum 240 minutes played **Minimum 100 Passes



PLAYER RANKINGS - KICKS

2024 INTERNATIONALS

KICKS IN PLAY

		Games	Total
1	D. McKenzie	New Zealand	13 105
2	F. Russell	Scotland	6 89
3	P. Garbisi	Italy	10 86
4	T. Alborno	Argentina	11 81
5	A. Mitchell	England	7 79
6	N. Lolesio	Australia	10 64
6	J. Crowley	Ireland	9 64
8	F. Lomani	Fiji	8 63
9	T. Williams	Wales	6 62
10	B. Barrett	New Zealand	10 60

		Minutes	Per 80*
1	F. Russell	Scotland	480 14.8
2	A. Mitchell	England	451 14.0
3	T. Williams	Wales	376 13.2
4	B. White	Scotland	343 12.6
5	S. Varney	Italy	246 12.0
6	T. Alborno	Argentina	611 10.6
7	S. Feinberg-Mngomez	South Africa	384 10.4
8	F. Lomani	Fiji	492 10.2
9	D. McKenzie	New Zealand	836 10.0
10	G. Williams	South Africa	311 9.8

KICKING METRES

		Games	Total
1	D. McKenzie	New Zealand	13 3,170
2	F. Russell	Scotland	6 3,080
3	T. Alborno	Argentina	11 2,895
4	P. Garbisi	Italy	10 2,635
5	J. Lowe	Ireland	9 2,214
6	A. Mitchell	England	7 2,163
7	S. Carreras	Argentina	10 1,959
8	S. Lee	Japan	7 1,889
9	N. Lolesio	Australia	10 1,798
10	F. Lomani	Fiji	8 1,759

		Minutes	Per 80*
1	F. Russell	Scotland	480 513.3
2	A. Mitchell	England	451 383.6
3	T. Alborno	Argentina	611 379.1
4	T. Williams	Wales	376 362.3
5	S. Lee	Japan	461 327.8
6	B. White	Scotland	343 324.7
7	S. Feinberg-Mngomez	South Africa	384 309.4
8	D. McKenzie	New Zealand	836 303.3
9	S. Carreras	Argentina	528 296.8
10	S. Varney	Italy	246 288.6

METRES / KICKS IN PLAY**

		Games	Avg*
1	Blair Kinghorn	Scotland	4 42.2
2	Leo Barre	France	5 40.4
3	James Lowe	Ireland	9 39.5
4	Cameron Winnett	Wales	9 39.0
5	Freddie Steward	England	4 37.2
6	Jordie Barrett	New Zealand	11 36.8
7	Santiago Carreras	Argentina	10 36.3
8	Juan Cruz Mallia	Argentina	8 36.2
9	Tomas Alborno	Argentina	11 35.7
10	Seungsin Lee	Japan	7 35.0

*Minimum 240 minutes played **Minimum 2 Kicks / 80min



WALES



SOUTH AFRICA

PLAYER RANKINGS - LINEOUTS

2024 INTERNATIONALS

LINEOUTS WON (INC. STEALS)

		Games	Total	
1	W. Dearn	Japan	10	52
2	F. Ruzza	Italy	9	46
3	M. Itoje	England	11	42
4	E. Etzebeth	South Africa	11	39
4	J. Gonzalez	Argentina	8	39
6	N. Frost	Australia	8	36
7	R. Nortje	South Africa	5	34
8	A. Beard	Wales	7	32
9	L. Salakaia-Loto	Australia	9	31
10	F. Molina	Argentina	11	30
10	M. Vocevoce	Fiji	6	30

		Minutes	Per 80*	
1	M. Vocevoce	Fiji	268	9.0
2	R. Nortje	South Africa	369	7.4
3	F. Ruzza	Italy	532	6.9
4	A. Beard	Wales	407	6.3
5	L. Salakaia-Loto	Australia	412	6.0
6	J. Gonzalez	Argentina	551	5.7
7	W. Dearn	Japan	761	5.5
8	F. Molina	Argentina	450	5.3
9	N. Frost	Australia	556	5.2
10	O. Chessum	England	331	5.1

LINEOUT STEALS

		Games	Total	
1	W. Dearn	Japan	10	8
2	L. Salakaia-Loto	Australia	9	7
2	T. Vaa'i	New Zealand	12	7
4	M. Derenalagi	Fiji	7	6
5	M. Itoje	England	11	4
5	E. Etzebeth	South Africa	11	4
5	P. du Toit	South Africa	10	4
5	S. Cummings	Scotland	8	4
5	N. Frost	Australia	8	4
5	J. Moro	Argentina	1	4

		Minutes	Per 80*	
1	L. Salakaia-Loto	Australia	412	1.4
2	M. Derenalagi	Fiji	475	1.0
3	M. Vocevoce	Fiji	268	0.9
4	W. Dearn	Japan	761	0.8
5	T. Vaa'i	New Zealand	697	0.8
6	P. Tuipulotu	New Zealand	301	0.8
7	O. Chessum	England	331	0.7
8	E. Ashman	Scotland	334	0.7
9	J. Bayliss	Scotland	250	0.6
10	S. Cummings	Scotland	542	0.6

LINEOUT THROWS WON

		Games	Total	
1	J. George	England	11	100
2	C. Taylor	New Zealand	10	88
3	M. Harada	Japan	10	80
4	J. Montoya	Argentina	9	77
5	B. Mbonambi	South Africa	9	70
6	M. Faessler	Australia	9	69
7	T. Ikanivere	Fiji	8	66
7	G. Nicotera	Italy	9	66
9	M. Marx	South Africa	11	59
10	A. Aumua	New Zealand	13	58

LINEOUT SUCCESS RATE**

		Games	Total*	
1	E. Dee	Wales	5	96.2%
2	I. Ruiz	Argentina	10	93.0%
3	J. George	England	11	90.9%
3	B. Mbonambi	South Africa	9	90.9%
5	D. Lake	Wales	5	90.6%
6	M. Faessler	Australia	9	89.6%
7	M. Harada	Japan	10	88.9%
8	D. Sheehan	Ireland	6	88.7%
9	J. Montoya	Argentina	9	88.5%
10	C. Taylor	New Zealand	10	87.1%

*Minimum 240 minutes played **Minimum 2 lineout throws / 80



PLAYER RANKINGS - TACKLES & TURNOVERS

2024 INTERNATIONALS

SUCCESSFUL TACKLES

			Games	Total
1	M. Lamaro	Italy	10	155
2	B. Earl	England	11	149
3	R. Darge	Scotland	9	132
4	M. Itoje	England	11	131
5	T. Reffell	Wales	9	127
6	N. Cannone	Italy	10	122
7	A. Savea	New Zealand	12	121
8	S. Barrett	New Zealand	10	115
8	D. Jenkins	Wales	7	115
10	P. du Toit	South Africa	10	114

DOMINANT TACKLES

			Games	Total
1	R. Darge	Scotland	9	17
1	T. Menoncello	Italy	10	17
3	P. Schoeman	Scotland	10	15
3	J. Gonzalez	Argentina	8	15
5	M. Lamaro	Italy	10	13
5	T. Freeman	England	11	13
5	P. Rubiolo	Argentina	9	13
8	J. Ryan	Ireland	7	12
8	N. Cannone	Italy	10	12
10	M. Kremer	Argentina	8	11

BREAKDOWN STEALS

			Games	Total
1	T. Vaa'i	New Zealand	12	13
2	W. Dearn	Japan	10	12
3	M. Derenalagi	Fiji	7	10
4	M. Itoje	England	11	9
4	T. Reffell	Wales	9	9
6	S. Barrett	New Zealand	10	7
6	A. Savea	New Zealand	12	7
6	T. Beirne	Ireland	8	7
6	S. Underhill	England	9	7
6	L. Salakaia-Loto	Australia	9	7
6	G. Lucchesi	Italy	10	7

			Minutes	Per 80*
1	A. Griffin	Wales	274	19.9
2	C. Tizzano	Australia	307	19.3
3	C. Tshiunza	Wales	251	19.1
4	G. Lucchesi	Italy	379	18.2
5	J. Ryan	Ireland	314	18.1
6	M. Lamaro	Italy	689	18.0
7	L. Cannone	Italy	365	18.0
8	P. Boudehent	France	265	17.8
9	R. Darge	Scotland	600	17.6
10	D. Jenkins	Wales	530	17.4

TACKLE SUCCESS RATE**

			Minutes	%*
1	G. Gilchrist	Scotland	451	100.0%
2	E. Dee	Wales	298	97.9%
3	E. Bello	Argentina	256	93.8%
4	J. Dempsey	Scotland	469	93.5%
5	S. Negri	Italy	325	93.4%
6	A. Griffin	Wales	274	93.2%
7	M. Leitch	Japan	240	92.9%
8	C. Tshiunza	Wales	251	92.3%
9	L. Cannone	Italy	365	92.1%
10	P. Schoeman	Scotland	517	92.0%

			Minutes	Per 80*
1	M. Derenalagi	Fiji	475	1.7
2	P. Tuipulotu	New Zealand	301	1.6
3	G. Colombe	France	253	1.6
4	T. Vaa'i	New Zealand	697	1.5
5	G. Lucchesi	Italy	379	1.5
6	L. Salakaia-Loto	Australia	412	1.4
7	J. Bayliss	Scotland	250	1.3
8	W. Dearn	Japan	761	1.3
9	C. Ratima	New Zealand	393	1.2
10	T. Reffell	Wales	598	1.2

*Minimum 240 minutes played **Minimum 5 tackles / 80

 **WALES**

 **SOUTH AFRICA**

PLAYER RANKINGS - DISCIPLINE

2024 INTERNATIONALS

PENS CONCEDED

		Games	Total	
1	S. Cane	New Zealand	8	7
1	D. van der Merwe	Scotland	9	7
1	K. Smith	South Africa	11	7
1	T. Tupou	Australia	7	7
1	J. Ryan	Ireland	7	7
1	L. Salakaia-Loto	Australia	9	7
1	J. Barrett	New Zealand	11	7
1	H. Wilson	Australia	8	7
1	S. Tawake	Fiji	7	7
1	J. Gonzalez	Argentina	8	7
1	A. Bell	Australia	7	7
1	H. Hetet	Fiji	9	7
1	G. Brown	Scotland	4	7
1	A. Griffin	Wales	5	7
1	T. Menoncello	Italy	10	7
1	S. Takeuchi	Japan	9	7

		Minutes	Per 80*	
1	J. Slipper	Australia	243	2.6
2	A. Griffin	Wales	274	2.0
3	H. Hetet	Fiji	286	2.0
4	J. Sclavi	Argentina	372	1.9
5	A. Porter	Ireland	579	1.9
6	G. Lucchesi	Italy	379	1.9
7	T. Tupou	Australia	300	1.9
8	A. Roumat	France	260	1.8
9	J. Ryan	Ireland	314	1.8
10	Z. Fagerson	Scotland	466	1.7

CARDS

		Games	Yellows	
1	K. Arendse	South Africa	8	3
2	A. Kellaway	Australia	11	2
2	P. O'Mahony	Ireland	8	2
2	A. Lienert-Brown	New Zealand	13	2
2	C. Clarke	New Zealand	8	2
2	A. Fassi	South Africa	7	2
2	E. Ashman	Scotland	9	2
8	E. Daly	England	5	1
8	F. Gomez Kodela	Argentina	2	1
8	U. Atonio	France	5	1
8	W. Le Roux	South Africa	5	1
8	O. Tu'ungafasi	New Zealand	10	1
8	J. Wiese	South Africa	6	1
8	D. van der Merwe	Scotland	9	1
8	M. Marx	South Africa	11	1

		Games	Reds	
1	P. Matera	Argentina	10	1
1	J. Danty	France	3	1
1	S. Kerevi	Australia	1	1
1	A. Esterhuizen	South Africa	3	1
1	P. Willemse	France	1	1
1	C. Ewels	England	1	1
1	A. Cocagi	Fiji	1	1
1	S. Cummings	Scotland	8	1
1	F. Daugunu	Australia	4	1
1	S. Radradra	Fiji	2	1
1	K. Shimokawa	Japan	8	1
1	W. Dearn	Japan	10	1

*Minimum 240 minutes played



PLAYER COMPARISON
2024 INTERNATIONALS
WALES & SOUTH AFRICA

PLAYER COMPARISON - POINTS

2024 INTERNATIONALS

POINTS							
WALES			SOUTH AFRICA				
		Games	Total			Games	Total
1	S. Costelow	9	23	1	H. Pollard	10	74
2	B. Thomas	4	20	2	S. Feinberg-Mngomezulu	8	52
3	R. Dyer	8	15	3	M. Mapimpi	5	30
3	D. Lake	5	15	4	M. Marx	11	20
5	I. Lloyd	5	12	4	C. Kolbe	8	20
				4	P. du Toit	10	20
				4	K. Arendse	8	20
				4	A. Fassi	7	20

TRIES							
WALES			SOUTH AFRICA				
		Games	Total			Games	Total
1	R. Dyer	8	3	1	M. Mapimpi	5	6
1	D. Lake	5	3	2	M. Marx	11	4
3	A. Wainwright	9	2	2	C. Kolbe	8	4
3	A. Mann	5	2	2	P. du Toit	10	4
5	L. Williams	3	1	2	K. Arendse	8	4
5	E. Dee	5	1	2	A. Fassi	7	4
5	B. Thomas	4	1				
5	T. Williams	6	1				
5	W. Rowlands	6	1				
5	J. Botham	6	1				
5	J. Roberts	1	1				
5	E. Bevan	5	1				
5	M. Grady	9	1				
5	B. Murray	2	1				

GOAL KICKING*									
WALES				SOUTH AFRICA					
		Made	Missed	%			Made	Missed	%
1	B. Thomas	6	1	85.7%	1	H. Pollard	29	6	82.9%
1	I. Lloyd	6	1	85.7%	2	S. Feinberg-Mngomezulu	22	7	75.9%
3	S. Costelow	10	2	83.3%	3	J. Hendrikse	3	3	50.0%
					4	M. Libbok	5	6	45.5%

*Minimum 5 Kicks at Goal

PLAYER COMPARISON - CARRIES

2024 INTERNATIONALS

CARRIES							
WALES			SOUTH AFRICA				
		Games	Total				
1	C. Winnett	9	103	1	P. du Toit	10	99
2	A. Wainwright	9	98	2	J. Kriel	10	72
3	T. Reffell	9	55	3	K. Smith	11	68
4	D. Lake	5	53	4	J. Wiese	6	66
5	R. Dyer	8	44	5	E. Etzebeth	11	65
5	M. Grady	9	44				

METRES							
WALES			SOUTH AFRICA				
		Games	Total				
1	C. Winnett	9	650.9	1	J. Kriel	10	684.0
2	A. Wainwright	9	553.2	2	P. du Toit	10	596.5
3	R. Dyer	8	430.6	3	K. Arendse	8	551.3
4	M. Grady	9	350.6	4	A. Fassi	7	534.7
5	D. Lake	5	227.8	5	C. Kolbe	8	512.9

DEFENDERS BEATEN							
WALES			SOUTH AFRICA				
		Games	Total				
1	R. Dyer	8	23	1	C. Kolbe	8	33
2	C. Winnett	9	21	2	S. Feinberg-Mngomezulu	8	21
3	A. Wainwright	9	15	3	D. de Allende	8	20
4	J. Adams	5	10	4	J. Wiese	6	15
5	G. North	3	9	4	K. Arendse	8	15

PLAYER COMPARISON - PASSING

2024 INTERNATIONALS

PASSES

WALES			SOUTH AFRICA		
	Games	Total		Games	Total
1 T. Williams	6	391	1 G. Williams	9	233
2 E. Bevan	5	173	2 C. Reinach	6	216
3 S. Costelow	9	117	3 J. Hendrikse	4	164
4 K. Hardy	5	110	4 F. de Klerk	3	140
5 G. Davies	3	96	5 H. Pollard	10	85

PASSING ACCURACY%**

WALES			SOUTH AFRICA		
	Games	Total		Games	Total
1 K. Hardy	5	99.1%	1 G. Williams	9	98.3%
2 E. Bevan	5	98.3%	2 J. Hendrikse	4	96.3%
3 T. Williams	6	97.7%	3 C. Reinach	6	95.8%
4 S. Costelow	9	94.9%	4 F. de Klerk	3	93.6%

OFFLOADS

WALES			SOUTH AFRICA		
	Games	Total		Games	Total
1 C. Winnett	9	7	1 R. Snyman	5	14
2 N. Tompkins	6	5	2 B. Dixon	5	6
3 T. Reffell	9	3	3 E. Etzebeth	11	5
4 J. Botham	6	2	3 C. Reinach	6	5
4 A. Wainwright	9	2	3 C. Kolbe	8	5
4 R. Dyer	8	2			
4 M. Llewellyn	2	2			
4 S. Costelow	9	2			
4 T. Plumtree	4	2			

PLAYER COMPARISON - KICKS

2024 INTERNATIONALS

KICKS IN PLAY							
WALES			SOUTH AFRICA				
		Games	Total				
1	T. Williams	6	62	1	S. Feinberg-Mngomezulu	8	50
2	S. Costelow	9	42	2	H. Pollard	10	47
3	E. Bevan	5	28	3	G. Williams	9	38
3	C. Winnett	9	28	4	A. Fassi	7	32
5	I. Lloyd	5	19	5	M. Libbok	5	25

KICKING METRES							
WALES			SOUTH AFRICA				
		Games	Total				
1	T. Williams	6	1,702.7	1	S. Feinberg-Mngomezulu	8	1,485.0
2	S. Costelow	9	1,160.5	2	H. Pollard	10	1,110.2
3	C. Winnett	9	1,091.2	3	A. Fassi	7	909.6
4	E. Bevan	5	727.9	4	G. Williams	9	831.2
5	I. Lloyd	5	437.9	5	M. Libbok	5	528.7

METRES / KICKS IN PLAY**							
WALES			SOUTH AFRICA				
		Games	Avg*				
1	C. Winnett	9	39.0	1	L. Am	7	31.5
2	S. Costelow	9	27.6	2	C. Kolbe	8	30.1
3	T. Williams	6	27.5	3	S. Feinberg-Mngomezulu	8	29.7
4	E. Bevan	5	26.0	4	K. Arendse	8	29.3
5	B. Thomas	4	15.9	5	J. Kriel	10	28.4

*Minimum 240 minutes played **Minimum 2 Kicks / 80min

PLAYER COMPARISON - LINEOUTS

2024 INTERNATIONALS

LINEOUTS WON (INC. STEALS)

WALES			SOUTH AFRICA		
	Games	Total		Games	Total
1 A. Beard	7	32	1 E. Etzebeth	11	39
2 D. Jenkins	7	29	2 R. Nortje	5	34
3 A. Wainwright	9	20	3 P. du Toit	10	25
4 T. Plumtree	4	13	4 R. Snyman	5	18
5 W. Rowlands	6	10	5 F. Mostert	4	13

LINEOUT STEALS

WALES			SOUTH AFRICA		
	Games	Total		Games	Total
1 T. Plumtree	4	2	1 E. Etzebeth	11	4
2 E. Dee	5	1	1 P. du Toit	10	4
2 A. Beard	7	1	3 R. Nortje	5	2
2 D. Jenkins	7	1	4 T. du Toit	4	1
2 C. Tshunza	4	1	4 F. Mostert	4	1
			4 K. Smith	11	1
			4 R. Snyman	5	1

LINEOUT THROWS WON

WALES			SOUTH AFRICA		
	Games	Total		Games	Total
1 E. Dee	5	50	1 B. Mbonambi	9	70
2 D. Lake	5	48	2 M. Marx	11	59
3 R. Elias	5	21	3 J. Grobbelaar	2	14
4 E. Lloyd	5	6	4 C. Kolbe	8	4
5 C. Winnett	9	2	5 A. Venter	1	2

PLAYER COMPARISON - TACKLES

2024 INTERNATIONALS

SUCCESSFUL TACKLES							
WALES			SOUTH AFRICA				
		Games	Total				
1	T. Reffell	9	127	1	P. du Toit	10	114
2	D. Jenkins	7	115	2	E. Etzebeth	11	75
3	G. Thomas	9	97	3	O. Nche	11	69
4	A. Wainwright	9	79	4	J. Kriel	10	61
5	A. Griffin	5	68	5	M. Marx	11	55

DOMINANT TACKLES							
WALES			SOUTH AFRICA				
		Games	Total				
1	R. Dyer	8	6	1	O. Nche	11	10
2	A. Beard	7	5	2	S. Kolisi	8	9
2	T. Plumtree	4	5	2	P. du Toit	10	9
2	D. Jenkins	7	5	4	E. Etzebeth	11	8
5	O. Watkin	5	4	5	J. Kriel	10	6
5	W. Rowlands	6	4				
5	B. Carter	1	4				

BREAKDOWN STEALS							
WALES			SOUTH AFRICA				
		Games	Total				
1	T. Reffell	9	9	1	P. du Toit	10	6
2	E. Dee	5	3	2	E. Etzebeth	11	5
3	L. Williams	3	2	3	D. de Allende	8	4
3	A. Beard	7	2	4	J. Wiese	6	3
3	T. Plumtree	4	2	4	V. Koch	11	3
3	C. Tshunza	4	2				

PLAYER COMPARISON - DISCIPLINE

2024 INTERNATIONALS

PENS CONCEDED

WALES		
	Games	Total
1 G. Thomas	9	8
2 A. Griffin	5	7
3 T. Reffell	9	6
4 A. Beard	7	5
4 D. Lake	5	5
4 T. Plumtree	4	5

SOUTH AFRICA		
	Games	Total
1 E. Etzebeth	11	11
2 P. du Toit	10	8
3 K. Smith	11	7
4 K. Arendse	8	6
5 C. Kolbe	8	5
5 V. Koch	11	5
5 A. Fassi	7	5
5 G. Steenekamp	9	5

YELLOW CARDS

WALES		
	Games	Total
1 G. Thomas	9	1
1 A. Wainwright	9	1
1 R. Dyer	8	1
1 T. Reffell	9	1
1 M. Grady	9	1

SOUTH AFRICA		
	Games	Total
1 K. Arendse	8	3
2 A. Fassi	7	2
3 W. Le Roux	5	1
3 J. Wiese	6	1
3 M. Marx	11	1
3 J. Kriel	10	1
3 M. Mapimpi	5	1
3 M. van Staden	6	1
3 Q. Horn	1	1
3 G. Steenekamp	9	1

RED CARDS

WALES		
	Games	Total

SOUTH AFRICA		
	Games	Total

1 A. Esterhuizen	3	1
------------------	---	---