

Insights by **Sage**



PREVIEW REPORT

WALES - FIJI

2024 AUTUMN NATIONS SERIES

ROUND 1

10/11/2024





WALES vs FIJI

2024 AUTUMN NATIONS SERIES



OPTA FACTS

- Wales have lost just one of their previous 14 men's Test matches against Fiji (W12 D1) and have won each of their last six against the Flying Fijians, including a six-point victory in their most recent meeting at the 2023 Rugby World Cup.
- Wales have lost each of their last nine matches, with their most recent victory coming against Georgia at the 2023 Rugby World Cup; defeat in this match would see Wales equal their longest ever losing run in Test history (L10, 2002-03).
- Fiji have won four of their last five Test matches (L1), with those four victories all coming by margins of more than 15 points at this year's Pacific Nations Cup; however, they lost by 40 points against Scotland in the opening round of this year's Autumn Nations Series, their heaviest defeat away to a European nation since 2016 (15-58 v England).
- Fiji have scored at least one try in each of their last 55 Test matches, averaging 3.6 tries per game during that spell; the last team to stop the Flying Fijians from crossing the try line was Georgia, in Suva in June 2016, while the last time Fiji failed to score a try on European soil was in 2010 (v France).
- Fiji were the only team to register dominant contact from at least half of their carries in the 2024 Pacific Nations Cup (54%), while Wales did so from just 21% of their carries in this year's Guinness Men's Six Nations, the second lowest rate of any side (Italy – 19%).
- Fiji retained possession from 20 of their 105 kicks from hand during the 2024 Pacific Nations Cup, the highest retention rate of any side (19%), while Wales did so from 13% of their kicks in this year's Guinness Men's Six Nations (18/143), the second highest rate of any team (England – 17%).
- Wales were one of just two teams to win over five turnovers per game in the 2024 Guinness Men's Six Nations (5.4, also Italy), while Fiji won an average of 6.8 turnovers per game in this year's Pacific Nations Cup, the highest average of any team in the competition.
- Wales made 253 tackles when they faced Fiji in their opening pool match of the 2023 Rugby World Cup, the most any side has ever made in a men's World Cup match – Will Rowlands made 27 tackles in that game, the most of any player, and the only time he's made 20+ in a single match for Wales across his 33 Test caps.
- Wales flanker Tommy Reffell won 11 turnovers during this year's Guinness Men's Six Nations, the joint-most by any player in an edition of the Guinness Men's Six Nations, alongside John Barclay who won 11 turnovers for Scotland in 2011, while Fiji's Meli Derenalagi won at least three more turnovers than any other player in the 2024 Pacific Nations Cup (7).
- Fiji's Vuate Karawalevu made eight line breaks during the 2024 Pacific Nations Cup, more than any other player, and was one of just two to gain 300+ metres in this year's competition (313, also Malo Tuitama).

MATCH SQUADS

2024 AUTUMN NATIONS SERIES

Wales	#	Fiji
Cameron Winnett	15	Vuate Karawalevu
Mason Grady	14	Jiuta Wainiqolo
Max Llewellyn	13	Waisea Nayacalevu
Ben Thomas	12	Josua Tuisova
Blair Murray	11	Semi Radradra
Gareth Anscombe	10	Caleb Muntz
Tomos Williams	9	Frank Lomani
Gareth Thomas	1	Eroni Mawi
Dewi Lake	2	Tevita Ikanivere
Archie Griffin	3	Samu Tawake
Will Rowlands	4	Isoa Nasilasila
Adam Beard	5	Temo Mayanavanua
Taine Plumtree	6	Meli Derenalagi
Tommy Reffell	7	Kitione Salawa
Aaron Wainwright	8	Elia Canakaivata
Ryan Elias	16	Sam Matavesi
Nicky Smith	17	Haereiti Hetet
Keiron Assiratti	18	Jone Koroiduadua
Christ Tshiunza	19	Mesake Vocevoce
James Botham	20	Albert Tuisue
Jac Morgan	21	Simione Kuruvoli
Ellis Bevan	22	Isaiah Armstrong-Ravula
Sam Costelow	23	Sireli Maqala



WALES MATCH SQUAD DETAILS

2024 AUTUMN NATIONS SERIES

#	Player	Age	Height	Weight	Caps	Points	Tries
15	Cameron Winnett	21	180	84	7	0	0
14	Mason Grady	22	196	111	14	5	1
13	Max Llewellyn	25	196	105	2	0	0
12	Ben Thomas	25	183	92	4	19	0
11	Blair Murray	23	173	75	0	0	0
10	Gareth Anscombe	33	183	90	37	143	0
9	Tomos Williams	29	178	77	58	70	14
1	Gareth Thomas	31	188	120	33	0	0
2	Dewi Lake	25	185	114	15	30	6
3	Archie Griffin	23	190	124	3	0	0
4	Will Rowlands	33	203	125	33	15	3
5	Adam Beard	28	203	117	56	0	0
6	Taine Plumtree	24	195	108	5	0	0
7	Tommy Reffell	25	184	98	20	5	1
8	Aaron Wainwright	27	189	106	50	10	2
16	Ryan Elias	29	186	107	41	20	4
17	Nicky Smith	30	183	111	46	15	3
18	Keiron Assiratti	27	183	118	7	0	0
19	Christ Tshiunza	22	198	114	12	0	0
20	James Botham	26	191	104	13	10	2
21	Jac Morgan	24	180	102	15	30	6
22	Ellis Bevan	24	180	88	3	0	0
23	Sam Costelow	23	173	81	15	45	0

FIJI MATCH SQUAD DETAILS

2024 AUTUMN NATIONS SERIES

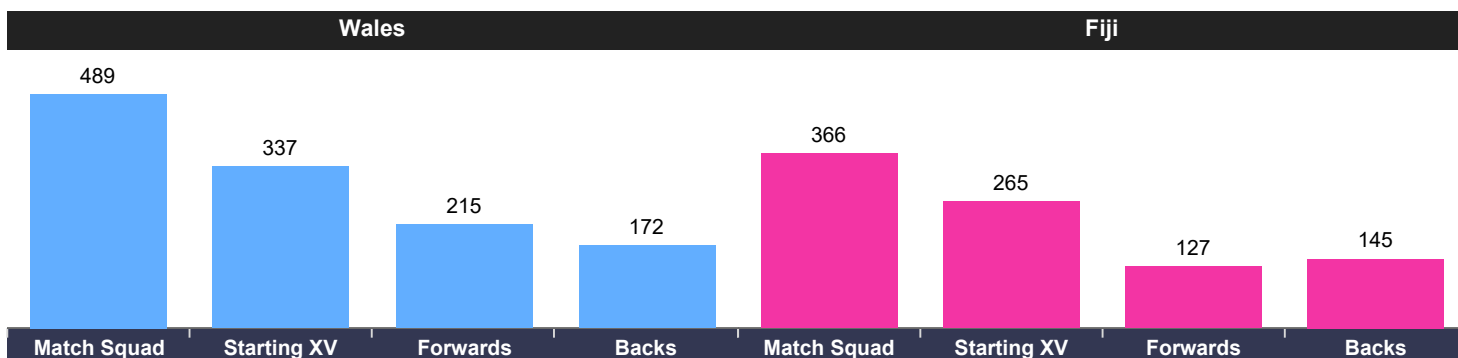


#	Player	Age	Height	Weight	Caps	Points	Tries
15	Vuata Karawalevu	23	193	104	5	15	3
14	Jiuta Wainiqolo	25	187	97	10	5	1
13	Waisea Nayacalevu	34	193	105	34	65	13
12	Josua Tuisova	30	180	113	23	50	10
11	Semi Radradra	32	188	105	19	30	6
10	Caleb Muntz	25	178	87	10	92	0
9	Frank Lomani	28	179	86	37	82	10
1	Eroni Mawi	28	188	131	36	10	2
2	Tevita Ikanivere	25	182	114	19	30	6
3	Samu Tawake	28	183	120	9	0	0
4	Isoa Nasilasila	25	197	117	18	0	0
5	Temo Mayanavanua	26	197	120	20	0	0
6	Meli Derenalagi	25	192	100	11	10	2
7	Kitione Salawa	23	192	95	7	15	3
8	Elia Canakaivata	28	185	104	7	20	4
16	Sam Matavesi	32	180	110	27	25	5
17	Haereiti Hetet	27	184	130	10	0	0
18	Jone Koroiduadua	27	182	114	3	0	0
19	Mesake Vocevoce	21	197	106	4	0	0
20	Albert Tuisue	31	188	115	29	15	3
21	Simione Kuruvoli	25	173	74	13	33	3
22	Isaiah Armstrong-Ravula	20	175	86	7	9	1
23	Sireli Maqala	24	172	88	8	0	0

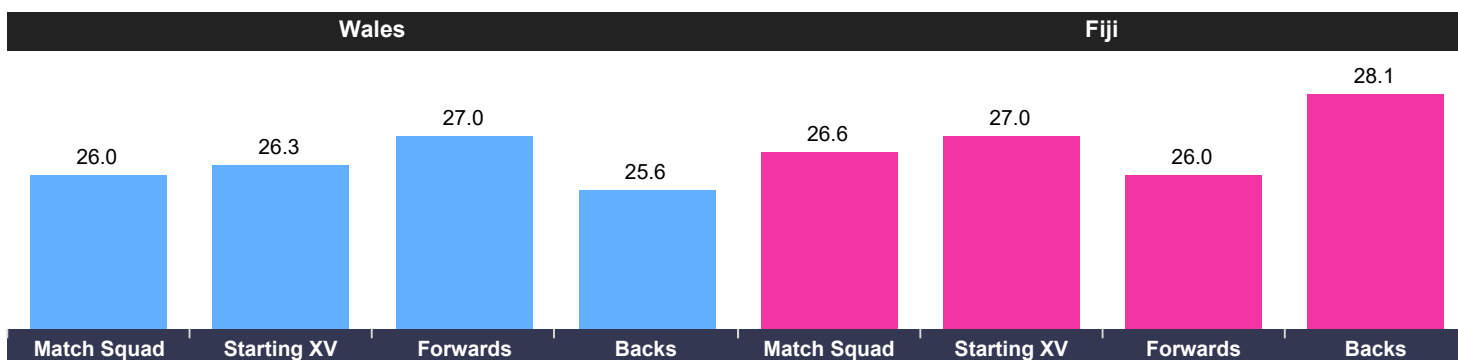
MATCH SQUAD - SQUAD COMPARISON

2024 AUTUMN NATIONS SERIES

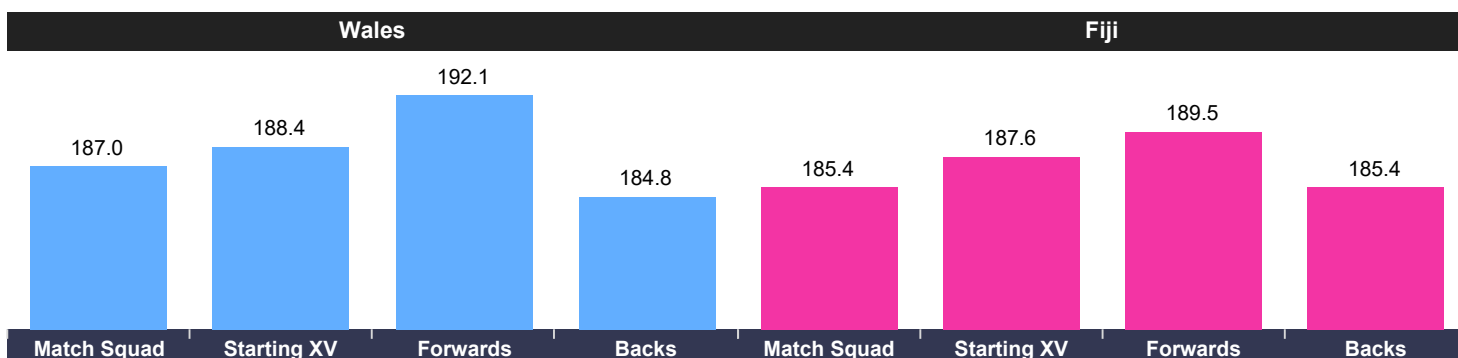
CAPS - TOTAL



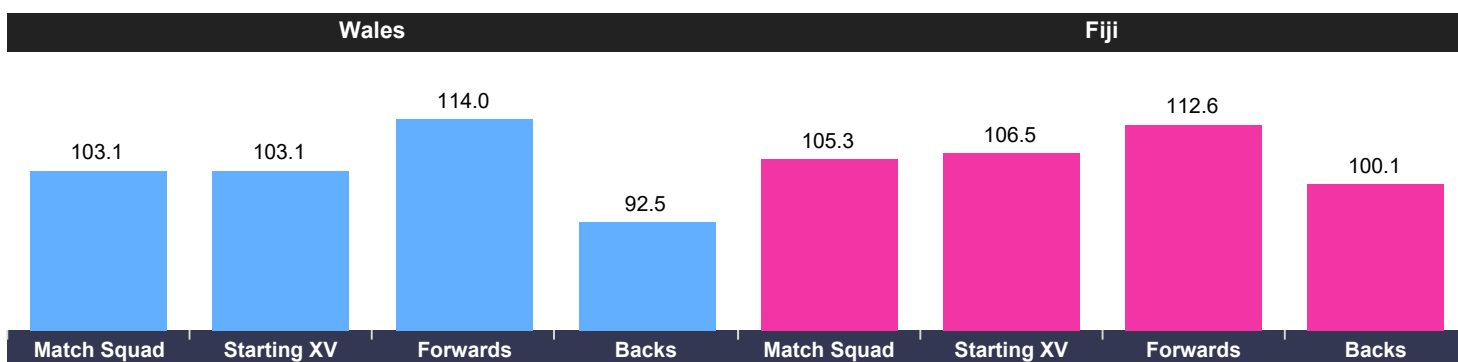
AGE - AVERAGES



HEIGHT - AVERAGES



WEIGHT - AVERAGES



LAST MATCH DETAILS

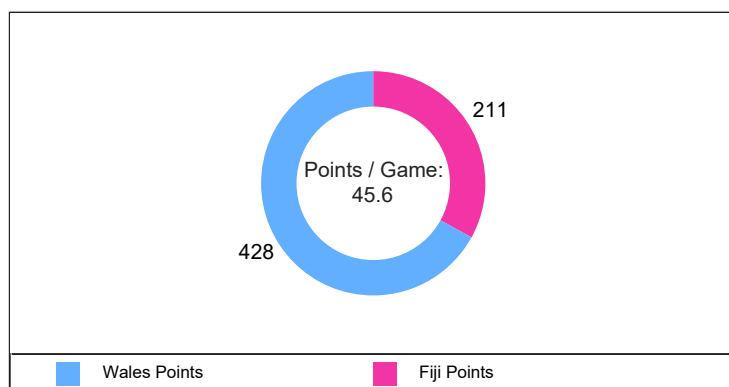
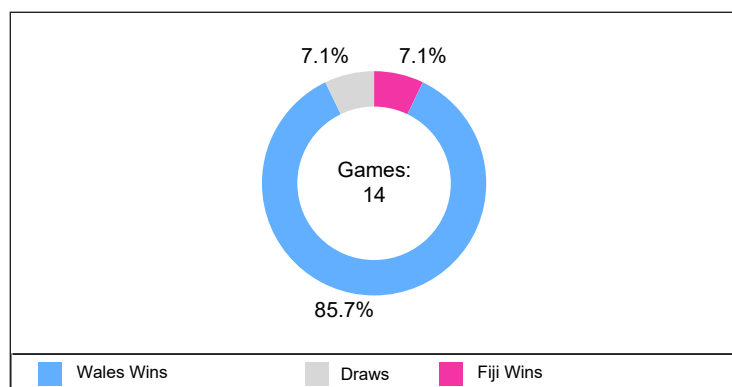
WALES								
International v Australia (13/07/2024) 36-28 (L)								
#	Player	Minutes	Points	Tries	Ball Carries	Kicks	Tackles	Cards
15	Cameron Winnett	80	0	0	10	4	1	0
14	Liam Williams	68	5	1	2	1	5	0
13	Owen Watkin	80	0	0	5	2	12	0
12	Mason Grady	80	0	0	8	0	4	0
11	Rio Dyer	80	5	1	5	0	4	0
10	Ben Thomas	60	6	0	6	4	6	0
9	Ellis Bevan	60	0	0	1	6	4	0
1	Gareth Thomas	80	0	0	5	0	19	0
2	Dewi Lake	68	10	2	13	0	11	0
3	Archie Griffin	75	0	0	10	0	14	0
4	Christ Tshiunza	80	0	0	1	0	14	0
5	Dafydd Jenkins	64	0	0	3	0	17	0
6	James Botham	80	0	0	19	0	15	0
7	Tommy Reffell	80	0	0	7	0	19	0
8	Taine Plumtree	80	0	0	12	0	14	0
16	Evan Lloyd	12	0	0	1	0	2	0
17	Kemsley Mathias	0	0	0	0	0	0	0
18	Harri O'Connor	6	0	0	0	0	2	0
19	Cory Hill	16	0	0	3	0	3	0
20	Mackenzie Martin	0	0	0	0	0	0	0
21	Kieran Hardy	20	0	0	0	3	1	0
22	Sam Costelow	20	2	0	2	3	1	0
23	Nick Tompkins	12	0	0	2	0	1	0
Team Total		-	28	4	115	23	169	0

FIJI								
Autumn Nations Series v Scotland (02/11/2024) 57-17 (L)								
#	Player	Minutes	Points	Tries	Ball Carries	Kicks	Tackles	Cards
15	Isaiah Armstrong-Ravula	80	7	1	6	1	3	0
14	Vuate Karawalevu	80	0	0	12	0	8	0
13	Apisalome Vota	53	0	0	5	0	16	1
12	Inia Tabuavou	59	0	0	5	0	10	0
11	Ponipate Loganimesi	80	0	0	6	0	7	0
10	Caleb Muntz	80	0	0	12	3	7	0
9	Frank Lomani	53	0	0	3	9	5	1
1	Haereiti Hetet	59	0	0	6	0	17	0
2	Tevita Ikanivere	60	5	1	14	0	8	0
3	Samu Tawake	59	0	0	9	0	14	0
4	Isoa Nasilasila	80	0	0	9	0	14	0
5	Ratu Rotuisolia	50	0	0	5	0	14	0
6	Meli Derenalagi	68	5	1	7	0	7	0
7	Kitione Salawa	80	0	0	10	0	18	0
8	Elia Canakaivata	80	0	0	17	0	16	0
16	Mesulame Dolokoto	20	0	0	0	0	2	0
17	Livai Natave	21	0	0	3	0	6	0
18	Jone Koroiduadua	21	0	0	0	0	3	0
19	Mesake Vocevoce	30	0	0	6	0	6	0
20	Vilive Miramira	12	0	0	0	0	4	0
21	Simione Kuruvoli	17	0	0	0	0	2	0
22	Kemu Valetini	21	0	0	5	0	9	0
23	Waqa Nalaga	17	0	0	1	0	5	0
Team Total		-	17	3	141	13	201	2

HEAD TO HEAD

All Time

	Games	Wales Wins	Draws	Fiji Wins
Overall:	14	12	1	1
Wales at Home:	8	7	1	0
Fiji at Home:	2	2	0	0
Neutral Venue:	4	3	0	1



LAST 10 MEETINGS

Year	Date	Team	Score	Opposition	Venue	Winner
2023	10/09/2023	Fiji	26-32	Wales	Stade Matmut-Atlantique	Wales
2021	14/11/2021	Wales	38-23	Fiji	Principality Stadium	Wales
2019	09/10/2019	Fiji	17-29	Wales	Oita	Wales
2015	01/10/2015	Wales	23-13	Fiji	Principality Stadium	Wales
2014	15/11/2014	Wales	17-13	Fiji	Principality Stadium	Wales
2011	02/10/2011	Fiji	0-66	Wales	Hamilton	Wales
2010	19/11/2010	Wales	16-16	Fiji	Principality Stadium	Match drawn
2007	29/09/2007	Fiji	38-34	Wales	Nantes	Fiji
2005	11/11/2005	Wales	11-10	Fiji	Principality Stadium	Wales
2002	09/11/2002	Wales	58-14	Fiji	Principality Stadium	Wales

RESULTS

Since 2023

WALES								
Date	Opponent	Comp	H/A	Result	F	A	TF	TA
04/02/2023	Ireland	Six Nations	H	L	10	34	1	4
11/02/2023	Scotland	Six Nations	A	L	7	35	1	5
25/02/2023	England	Six Nations	H	L	10	20	1	3
11/03/2023	Italy	Six Nations	A	W	29	17	4	2
18/03/2023	France	Six Nations	A	L	28	41	4	5
05/08/2023	England	International	H	W	20	9	2	0
12/08/2023	England	International	A	L	17	19	2	1
19/08/2023	South Africa	International	H	L	16	52	1	8
10/09/2023	Fiji	RWC	H	W	32	26	4	4
16/09/2023	Portugal	RWC	H	W	28	8	4	1
24/09/2023	Australia	RWC	H	W	40	6	3	0
07/10/2023	Georgia	RWC	H	W	43	19	6	3
14/10/2023	Argentina	RWC	H	L	17	29	2	2
03/02/2024	Scotland	Six Nations	H	L	26	27	4	3
10/02/2024	England	Six Nations	A	L	14	16	2	2
24/02/2024	Ireland	Six Nations	A	L	7	31	1	4
10/03/2024	France	Six Nations	H	L	24	45	3	5
16/03/2024	Italy	Six Nations	H	L	21	24	3	2
22/06/2024	South Africa	International	A	L	13	41	1	5
06/07/2024	Australia	International	A	L	16	25	1	3
13/07/2024	Australia	International	A	L	28	36	4	4
Average					18.4	29.5	2.2	3.4

FIJI								
Date	Opponent	Comp	H/A	Result	F	A	TF	TA
22/07/2023	Tonga	International	H	W	36	20	5	3
29/07/2023	Samoa	International	A	W	33	19	4	3
05/08/2023	Japan	International	A	W	35	12	5	2
19/08/2023	France	International	A	L	17	34	2	3
26/08/2023	England	International	A	W	30	22	3	3
10/09/2023	Wales	RWC	A	L	26	32	4	4
17/09/2023	Australia	RWC	A	W	22	15	1	2
30/09/2023	Georgia	RWC	H	W	17	12	2	0
08/10/2023	Portugal	RWC	H	L	23	24	2	3
15/10/2023	England	RWC	A	L	24	30	3	2
05/07/2024	Georgia	International	A	W	21	12	3	0
20/07/2024	New Zealand	International	A	L	5	47	1	7
23/08/2024	Samoa	Pacific Nations Cup	H	W	42	16	6	1
06/09/2024	Tonga	Pacific Nations Cup	A	W	50	19	7	3
14/09/2024	USA	Pacific Nations Cup	H	W	22	3	3	0
21/09/2024	Japan	Pacific Nations Cup	H	W	41	17	5	2
02/11/2024	Scotland	Autumn Nations Series	A	L	17	57	3	8
Average					29.1	23.2	3.9	2.9

FORM - WALES

All Competitions

WALES						
Record	Date	Opponent	Comp	Score	Days Since	Games Since
Last Win	07/10/2023	Georgia	RWC	43-19	398	9
Last Loss	13/07/2024	Australia	International	28-36	118	0
Last Home Win	07/10/2023	Georgia	RWC	43-19	398	9
Last Home Loss	16/03/2024	Italy	Six Nations	21-24	237	3
Last Away Win	11/03/2023	Italy	Six Nations	29-17	608	17
Last Away Loss	13/07/2024	Australia	International	28-36	118	0

FIJI						
Record	Date	Opponent	Comp	Score	Days Since	Games Since
Last Win	21/09/2024	Japan	Pacific Nations Cup	41-17	48	1
Last Loss	02/11/2024	Scotland	Autumn Nations Series	17-57	6	0
Last Home Win	21/09/2024	Japan	Pacific Nations Cup	41-17	48	1
Last Home Loss	08/10/2023	Portugal	RWC	23-24	397	8
Last Away Win	06/09/2024	Tonga	Pacific Nations Cup	50-19	63	3
Last Away Loss	02/11/2024	Scotland	Autumn Nations Series	17-57	6	0

LAST MEETING - STATISTICS

Wales 32-26 Fiji (2023-09-10 - Rugby World Cup)

Wales		Fiji
4	Tries	4
3	Conversions	3
2	Penalty Goals	0
86	Ball Carries	176
9	Offloads	9
6	Line Breaks	6
23	Defenders Beaten	34
546	Carry Metres	1,118
287	Total Tackles	93
34	Missed Tackle	23
5	Turnovers Won	3
7	Turnover Conceded	16
10	Lineouts Won	12
1	Lineouts Lost	1
17	Total Penalties Conceded	9
24	Kicks in Play	17

#	Player	Minutes Played	Tries	Points	Ball Carries	Defenders Beaten	Tackles	Tackles - Success	Turnovers Won	Pens Conceded
15	Liam Williams	80	0	0	12	1	8	6	0	1
14	Louis Rees-Zammit	80	1	5	7	8	7	5	0	1
13	George North	80	1	5	4	5	9	7	1	2
12	Nick Tompkins	80	0	0	14	2	20	14	0	0
11	Josh Adams	59	1	5	7	2	11	6	1	0
10	Dan Biggar	67	0	12	6	1	19	14	0	1
9	Gareth Davies	48	0	0	5	0	7	5	1	0
1	Gareth Thomas	71	0	0	4	1	27	23	0	1
2	Ryan Elias	53	0	0	4	0	10	8	0	0
3	Tomas Francis	62	0	0	2	0	13	13	0	1
4	Will Rowlands	80	0	0	2	0	28	27	1	0
5	Adam Beard	59	0	0	2	0	12	11	0	1
6	Aaron Wainwright	71	0	0	3	0	20	18	0	0
7	Jac Morgan	80	0	0	6	0	27	20	0	1
8	Taulupe Faletau	59	0	0	4	1	13	11	0	1
16	Elliot Dee	27	1	5	2	0	14	13	1	2
17	Corey Domachowski	7	0	0	0	0	3	3	0	1
18	Dillon Lewis	18	0	0	0	0	11	10	0	2
19	Dafydd Jenkins	21	0	0	0	0	15	13	0	0
20	Tommy Reffell	21	0	0	0	0	15	11	0	1
21	Tomos Williams	32	0	0	1	1	8	5	0	0
22	Sam Costelow	13	0	0	0	0	9	8	0	0
23	Rio Dyer	21	0	0	1	1	4	2	0	0

#	Player	Minutes	Tries	Points	Ball Carries	Defenders Beaten	Tackles	Tackles - Success	Turnovers Won	Pens Conceded
15	Ilaisa Droasese	75	0	0	19	3	6	3	0	0
14	Selestino Ravutaumada	80	0	0	6	2	6	3	0	2
13	Waisea Nayacalevu	80	1	5	7	5	5	1	0	1
12	Semi Radradra	80	0	0	16	6	7	5	1	0
11	Vinaya Habosi	53	0	0	4	0	5	2	0	1
10	Teti Tela	80	0	2	3	0	3	2	0	0
9	Frank Lomani	53	0	4	3	0	5	2	1	0
1	Eroni Mawi	56	0	0	6	0	6	5	0	1
2	Sam Matavesi	67	0	0	6	1	9	7	0	0
3	Luke Tagi	67	0	0	9	3	7	6	0	0
4	Isoa Nasilasila	80	0	0	8	0	3	2	0	1
5	Te Ahiwaru Cirikidaveta	70	0	0	7	0	8	7	0	0
6	Albert Tuisue	59	0	0	7	1	9	7	0	1
7	Lekima Tagitagivalu	70	1	5	8	3	10	5	0	1
8	Viliame Mata	80	0	0	21	1	7	6	1	0
16	Tevita Ikanivere	13	0	0	8	1	0	0	0	0
17	Peni Ravai	24	0	0	12	1	3	1	0	0
18	Mesake Doge	13	1	5	2	0	0	0	0	0
19	Temo Mayanavanua	10	0	0	3	0	0	0	0	0
20	Levani Botia	21	0	0	7	1	1	1	0	0
21	Simione Kuruvoli	27	0	0	5	1	4	2	0	0
22	Josua Tuisova	27	1	5	9	5	5	3	0	0
23	Sireli Maqala	5	0	0	0	0	0	0	0	0

TEAM ANALYSIS
2024 INTERNATIONALS

TEAM ANALYSIS - MATCH AVERAGES

2024 INTERNATIONALS

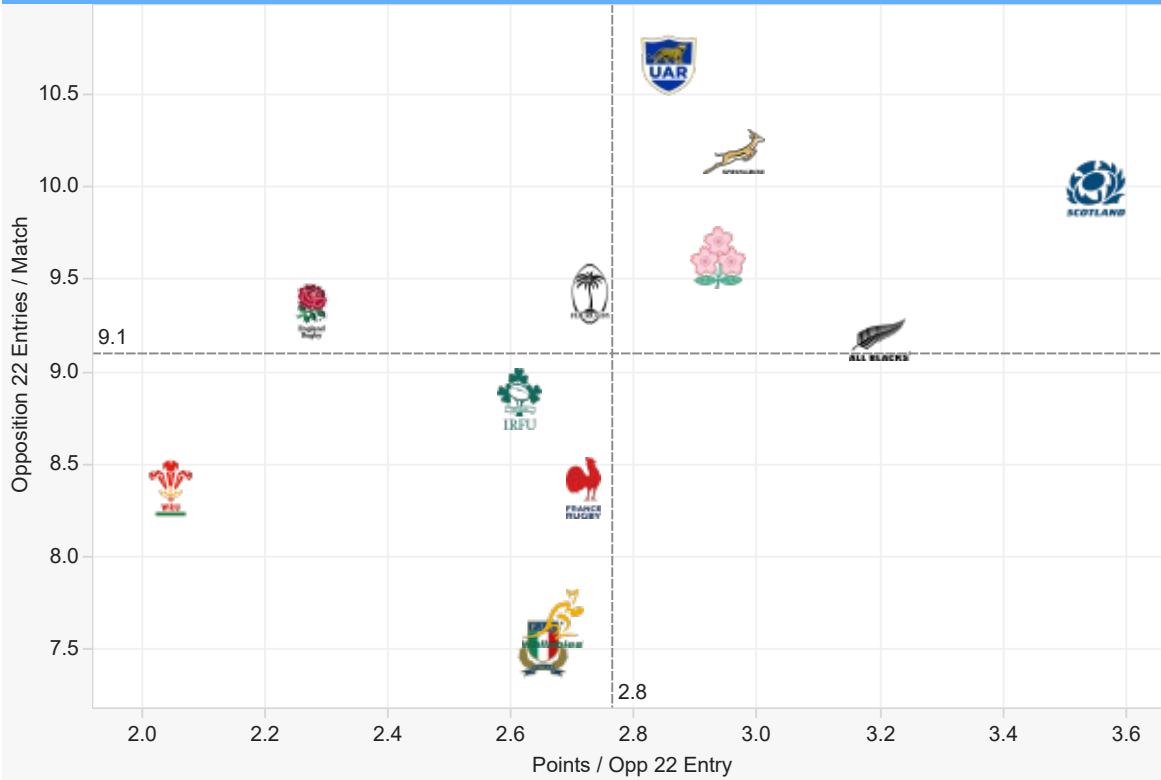
		
18.6	Points	28.3
2.4	Tries	4.0
87.5%	Goal Kicking %	69.4%
116.5	Carries	113.3
634.0	Carry Metres	766.0
8.4	Opposition 22 Entries	9.4
2.0	Points / Opp 22 Entry	2.7
3.6	Line Breaks	6.6
16.0	Defenders Beaten	22.6
4.3	Offloads	9.4
156.1	Passes	154.1
26.5	Kicks From Hand	23.3
167.4	Tackles	154.1
20.8	Missed Tackles	30.6
87.6%	Tackle %	80.2%
7.1	Dominant Tackles	8.9
10.0	Pens Conceded	10.1
0.5	Yellow Cards	0.7
0	Red Cards (Total)	1
2.9	Turnovers Won	5.7
11.5	Turnovers Conceded	14.9
83.6%	Lineout Success %	80.9%
84.2%	Scrum Success %	86.3%
96.1%	Ruck Success %	96.4%
36.6%	Gainline Forward %	41.9%

All stats are on a per match basis (unless stated otherwise)

TEAM ANALYSIS - 22 ENTRIES

2024 INTERNATIONALS

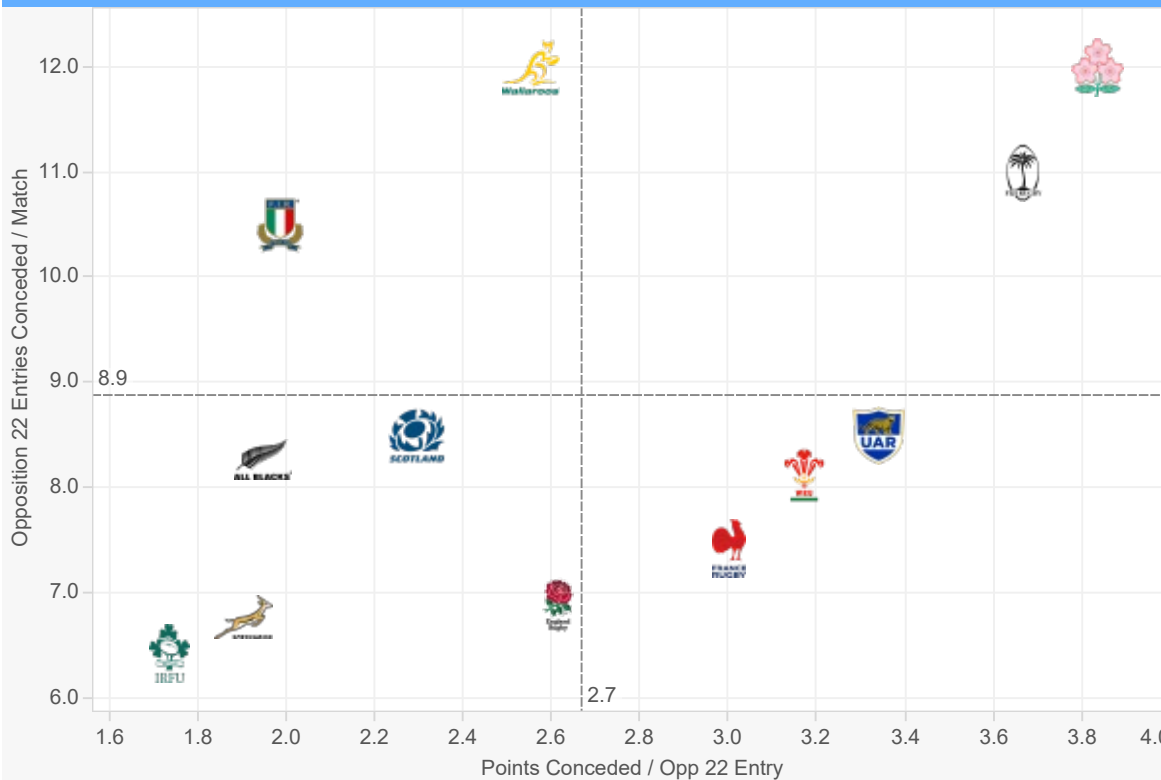
22 ENTRIES FOR



22 Entries / Match	
Argentina	10.7
South Africa	10.2
Scotland	10.0
Japan	9.6
Fiji	9.4
England	9.3
New Zealand	9.2
Ireland	8.9
Wales	8.4
France	8.4
Australia	7.7
Italy	7.5

Points / Entry	
Scotland	3.6
New Zealand	3.2
South Africa	3.0
Japan	2.9
Argentina	2.9
Fiji	2.7
France	2.7
Australia	2.7
Italy	2.7
Ireland	2.6
England	2.3
Wales	2.0

22 ENTRIES AGAINST



22 Entries Con. / Match	
Japan	12.0
Australia	12.0
Fiji	11.0
Italy	10.5
Scotland	8.5
Argentina	8.5
New Zealand	8.3
Wales	8.1
France	7.4
England	6.9
South Africa	6.8
Ireland	6.4

Points Con / Entry	
Japan	12.0
Fiji	11.0
Argentina	8.5
Wales	8.1
France	7.4
England	6.9
Australia	12.0
Scotland	8.5
Italy	10.5
New Zealand	8.3
South Africa	6.8
Ireland	6.4

TEAM ANALYSIS - POINTS & TRIES

2024 INTERNATIONALS

POINTS PER PERIOD

	SCORED					CONCEDED				
	Total	1'-20'	21'-HT	HT-60'	61'-80'	Total	1'-20'	21'-HT	HT-60'	61'-80'
Argentina	288	50	92	49	97	248	72	79	58	39
Australia	208	65	60	30	53	250	57	69	44	80
England	224	54	58	77	35	197	51	58	30	58
Fiji	198	42	47	57	52	121	41	24	21	35
France	224	49	60	53	62	161	37	40	36	48
Ireland	189	44	52	23	70	84	39	13	13	19
Italy	188	66	38	36	48	97	27	16	29	25
Japan	228	71	57	38	62	140	37	35	25	43
New Zealand	350	107	122	69	52	199	41	62	39	57
Scotland	370	94	105	67	104	216	55	57	47	57
South Africa	330	81	69	65	115	109	32	22	36	19
Wales	128	16	38	29	45	132	30	26	37	39
Total	2,925	739	798	593	795	2,344	620	616	476	632

TRIES PER PERIOD

	SCORED					CONCEDED				
	Total	1'-20'	21'-HT	HT-60'	61'-80'	Total	1'-20'	21'-HT	HT-60'	61'-80'
Argentina	38	6	13	6	13	30	9	10	6	5
Australia	24	7	6	4	7	32	7	9	5	11
England	26	6	6	10	4	21	6	5	4	6
Fiji	28	7	6	7	8	17	6	3	3	5
France	23	5	5	6	7	20	4	4	5	7
Ireland	23	4	6	3	10	11	6	1	1	3
Italy	21	8	3	5	5	8	2	1	3	2
Japan	30	9	7	5	9	18	5	4	3	6
New Zealand	46	15	17	8	6	28	5	10	5	8
Scotland	50	13	13	9	15	24	7	5	4	8
South Africa	40	11	8	5	16	15	5	2	5	3
Wales	16	1	5	4	6	16	3	3	5	5
Total	365	92	95	72	106	282	74	70	56	82

TRY ORIGIN

	SCORED									CONCEDED								
	Total	Counter Attack	Free Kick	Lineout	Penalty	Scrum	Start Half	Tap Penalty	Turnover	Total	Counter Attack	Free Kick	Lineout	Penalty	Scrum	Start Half	Tap Penalty	Turnover
Argentina	45	6	0	13	0	6	1	3	16	35	5	0	14	0	4	0	2	10
Australia	27	3	1	13	1	3	0	2	4	40	7	0	14	0	4	0	1	14
England	30	4	0	15	0	2	1	1	7	27	5	1	10	0	2	0	1	8
Fiji	30	2	1	9	0	8	0	2	8	18	1	1	8	1	4	0	0	3
France	29	6	1	6	0	7	0	1	8	21	0	0	16	0	3	1	0	1
Ireland	22	0	0	16	0	1	1	1	3	11	0	0	6	0	2	0	1	2
Italy	23	2	0	7	0	4	0	1	9	11	1	0	4	1	1	0	1	3
Japan	36	5	0	14	0	2	0	4	11	22	5	0	9	0	3	0	1	4
New Zealand	54	8	2	22	0	6	0	2	14	32	4	0	13	0	4	0	2	9
Scotland	58	8	0	27	1	5	0	2	15	28	4	0	14	0	3	0	1	6
South Africa	46	4	0	18	1	6	0	2	15	16	0	1	5	0	4	0	2	4
Wales	21	2	0	12	0	1	0	3	3	17	1	0	4	0	2	1	5	4
Total	421	50	5	172	3	51	3	24	113	325	37	4	136	3	42	3	19	81

Max & Min values are highlighted per time-frame/phase/section

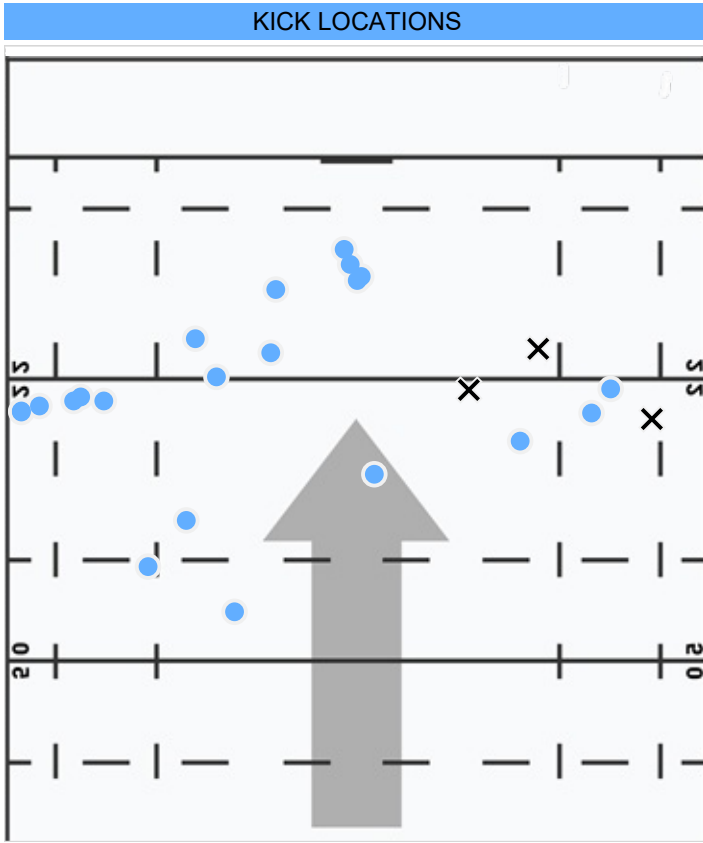


TEAM ANALYSIS

WALES - 2024 INTERNATIONALS

KICKING

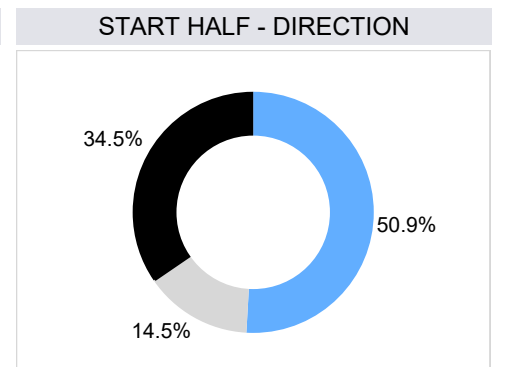
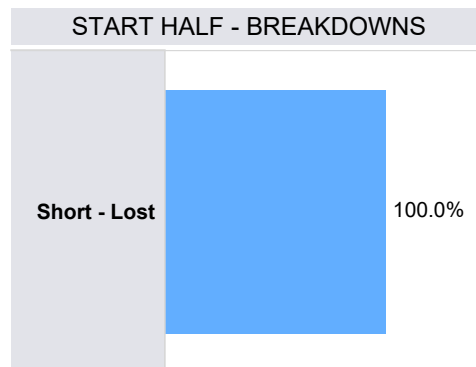
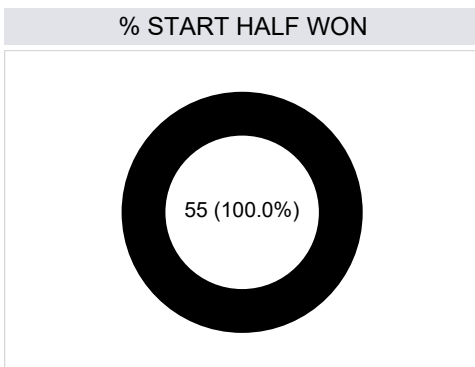
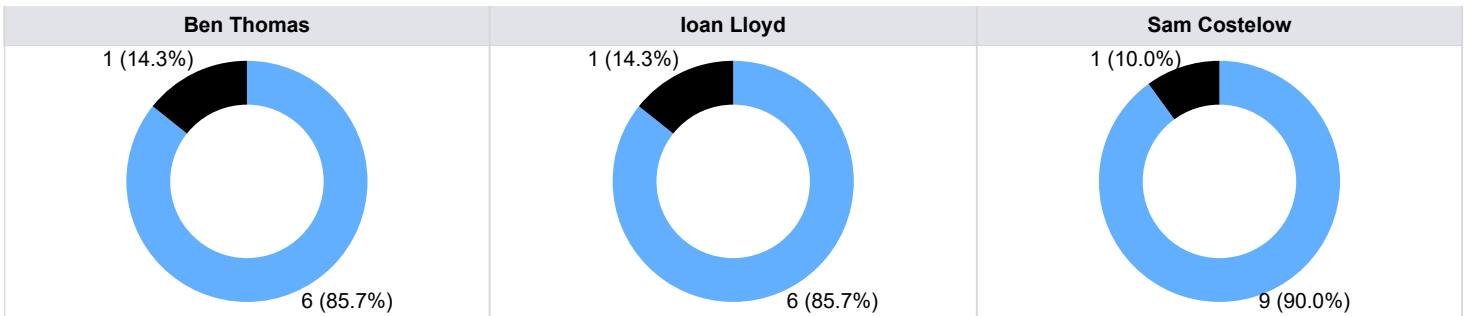
WALES - 2024 INTERNATIONALS



LAST 20 KICKS AT GOAL

Opponent	Min	Player	Pts Gained	Result
Australia	17	Ben Thomas	-2.50	Pen Missed
	30	Ben Thomas	0.65	Conv Made
	37	Ben Thomas	0.61	Conv Made
	49	Ben Thomas	0.14	Conv Made
	71	Sam Costelow	0.92	Conv Made
Australia	3	Ben Thomas	1.51	Pen Made
	46	Ben Thomas	0.40	Pen Made
	66	Ben Thomas	1.34	Pen Made
South Africa	7	Sam Costelow	0.27	Pen Made
	19	Sam Costelow	-2.71	Pen Missed
	32	Sam Costelow	0.83	Conv Made
	35	Sam Costelow	0.57	Pen Made
Italy	64	Sam Costelow	0.20	Conv Made
	80	Ioan Lloyd	0.78	Conv Made
	82	Ioan Lloyd	0.03	Conv Made
France	2	Sam Costelow	0.87	Pen Made
	10	Sam Costelow	0.03	Conv Made
	26	Sam Costelow	0.03	Conv Made
	45	Sam Costelow	0.65	Conv Made
England	39	Ioan Lloyd	0.10	Conv Made
Overall Points Gained			5.43	

KICKS AT GOAL



Lost

Right

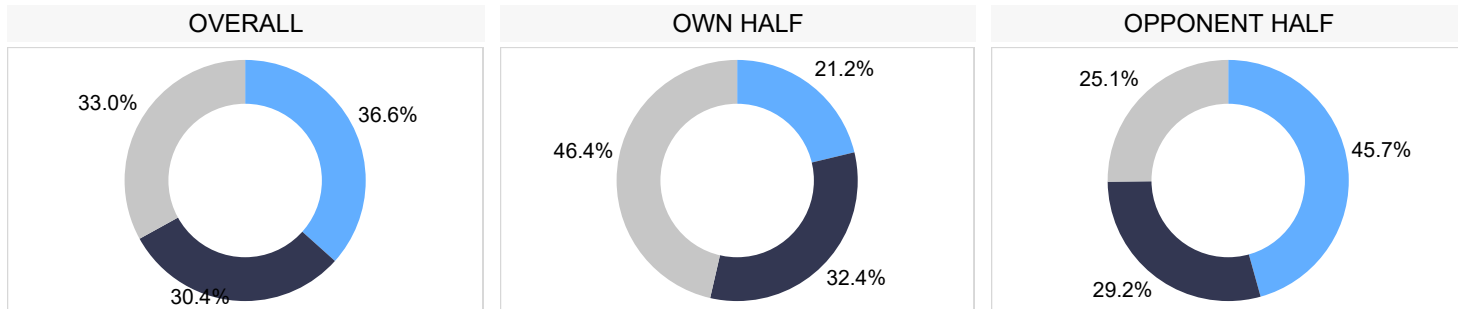
Split

Left

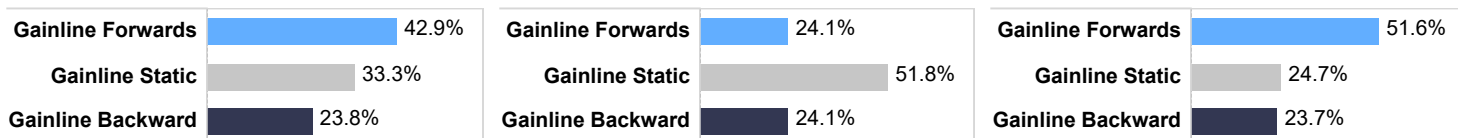
COLLISIONS

WALES - 2024 INTERNATIONALS

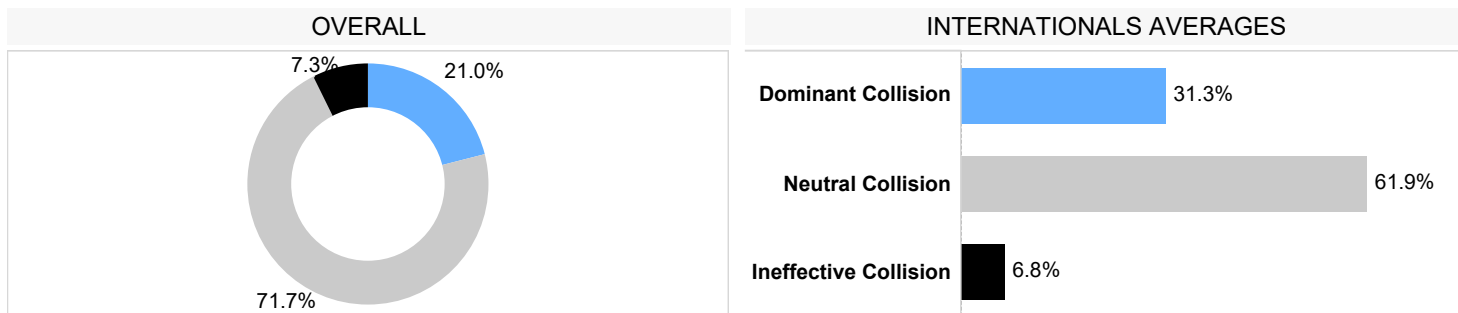
GAINLINE SUCCESS



INTERNATIONALS AVERAGES

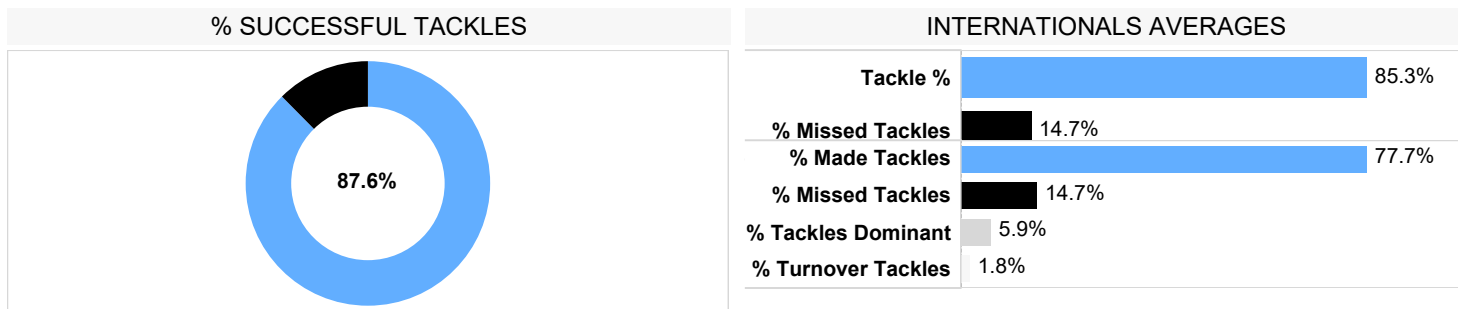


CARRIES INTO CONTACT*



*dominance based on tackle outcome

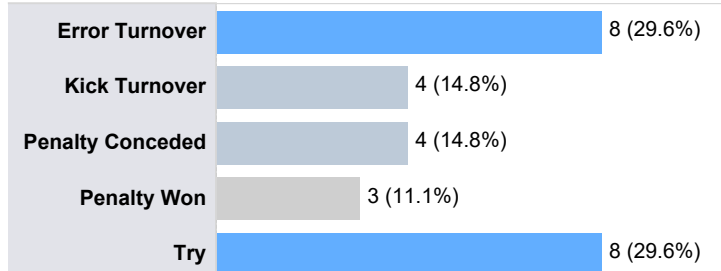
TACKLES



CARRIES & BREAKS

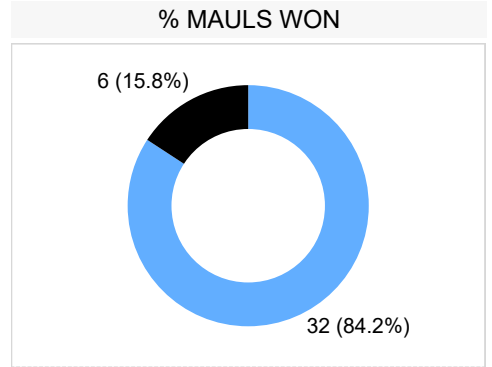
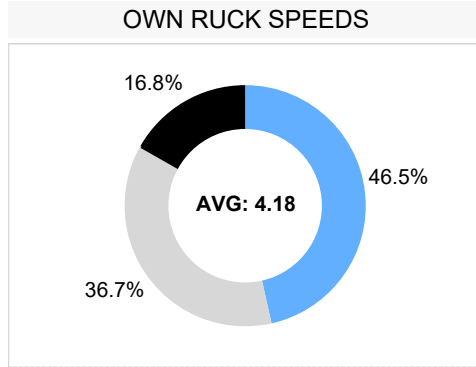
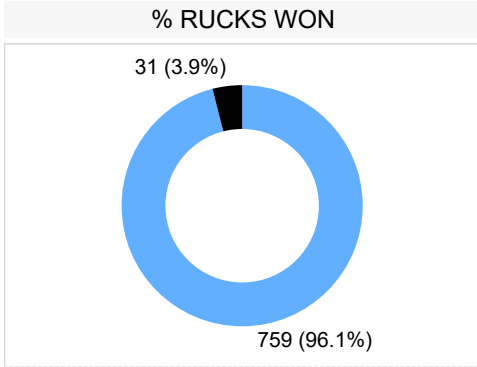
Line Breaks	29
Line breaks / match	3.6
Defenders Beaten	128
Defenders Beaten / match	16.0
Ball Carries	932.0
Carries / Match	116.5

LINE BREAK OUTCOMES

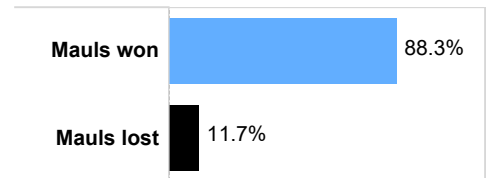
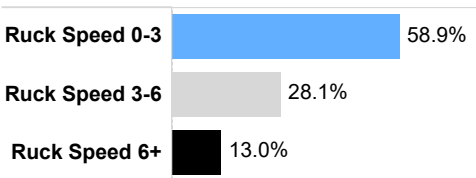
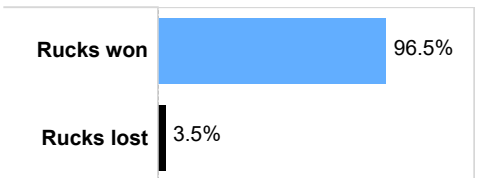


BREAKDOWN

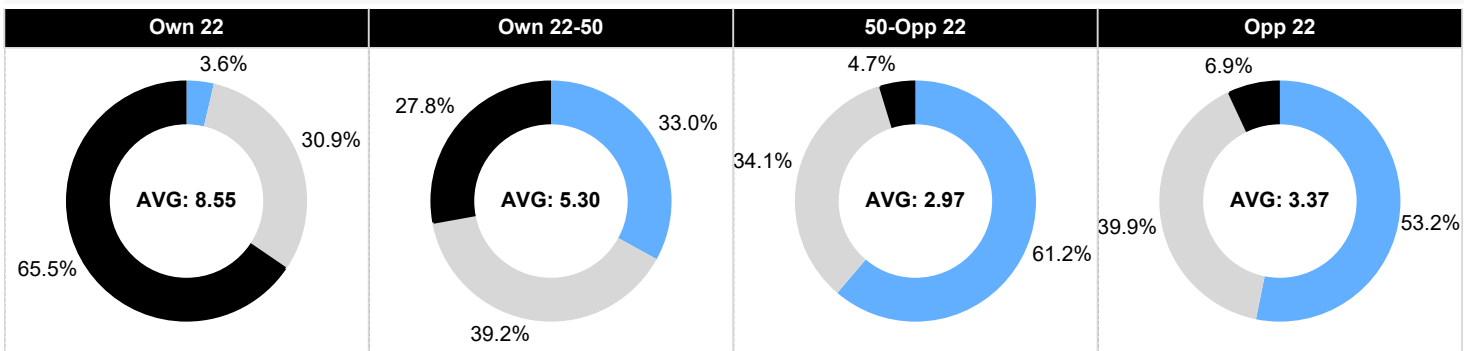
WALES - 2024 INTERNATIONALS



INTERNATIONALS AVERAGES



RUCK SPEEDS - LOCATIONS



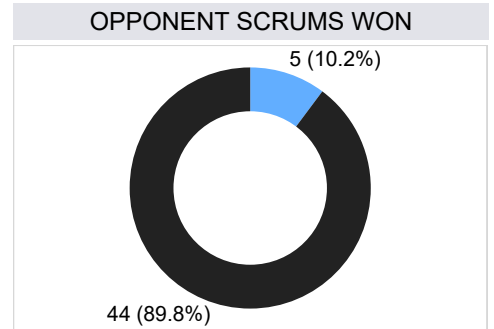
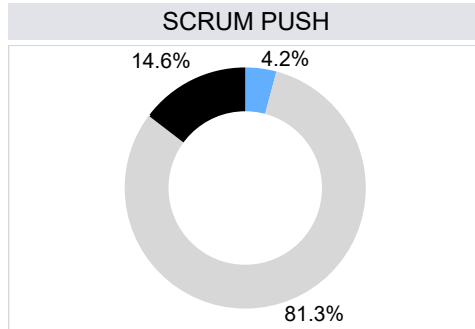
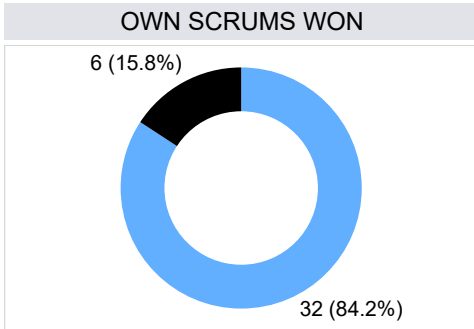
■ Ruck Speed 0-3
 ■ Ruck Speed 3-6
 ■ Ruck Speed 6+

Attacking Breakdown Arrivals		Defensive Breakdown Arrivals		Breakdown Steals				
1	Dafydd Jenkins	185	1	Tommy Reffell	67	1	Tommy Reffell	8
2	Tommy Reffell	180	2	Dafydd Jenkins	34	2	Elliot Dee	2
3	Gareth Thomas	150	3	Gareth Thomas	29	3	Adam Beard	1
4	Aaron Wainwright	121	4	Aaron Wainwright	26	4	Archie Griffin	1
5	Adam Beard	87	5	Dillon Lewis	25	Team Total		18

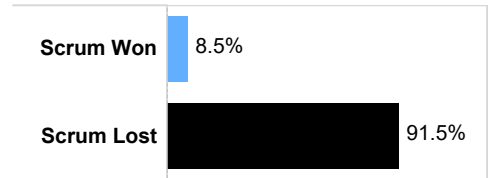
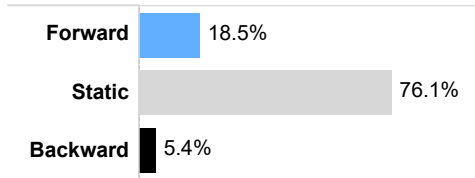
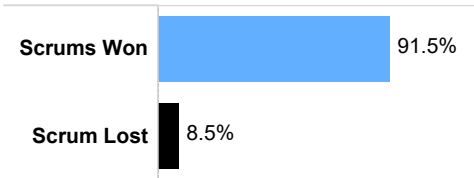
SET PIECE

WALES - 2024 INTERNATIONALS

SCRUMS



INTERNATIONALS AVERAGES



OWN SCRUMS

Scrum Won	Scrum Reset Retained	Scrum Lost
32	10	6

OPPONENT SCRUMS

Scrum Won	Scrum Reset Retained	Scrum Lost
5	10	44

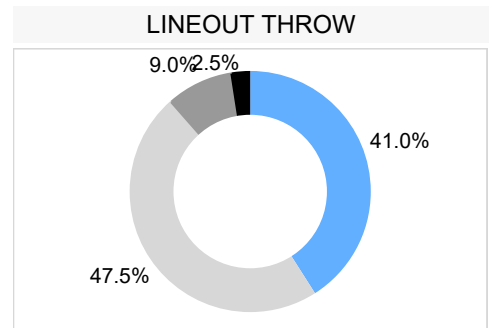
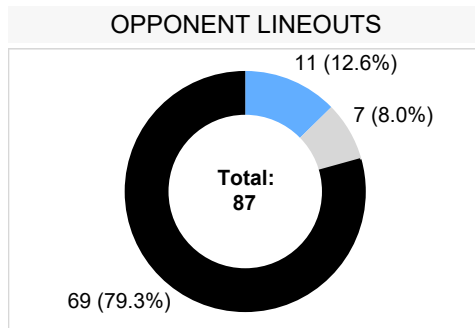
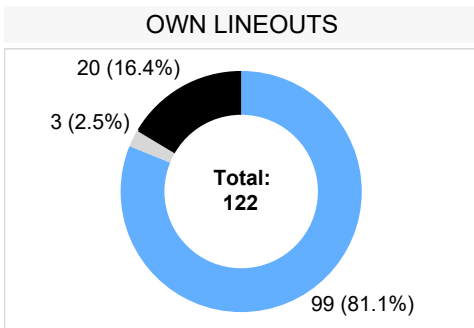
OWN SCRUMS WON

	Used	Penalty	Free Kick
Total	24	6	2
% of Total	75.0%	18.8%	6.3%

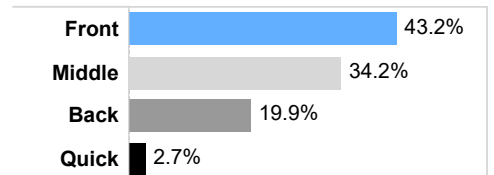
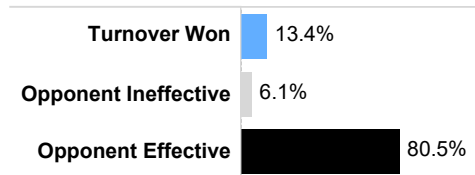
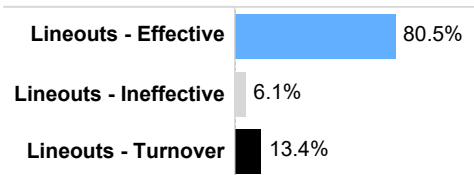
OPPONENT SCRUMS WON

	Used	Penalty	Free Kick
Total	2	3	
% of Total	40.0%	60.0%	

LINEOUTS



INTERNATIONALS AVERAGES

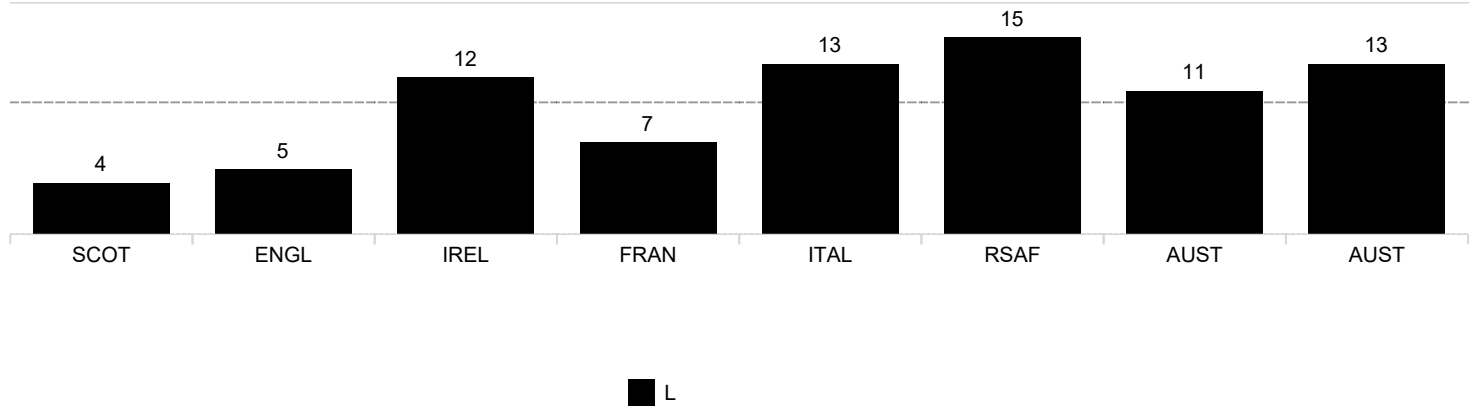


DISCIPLINE

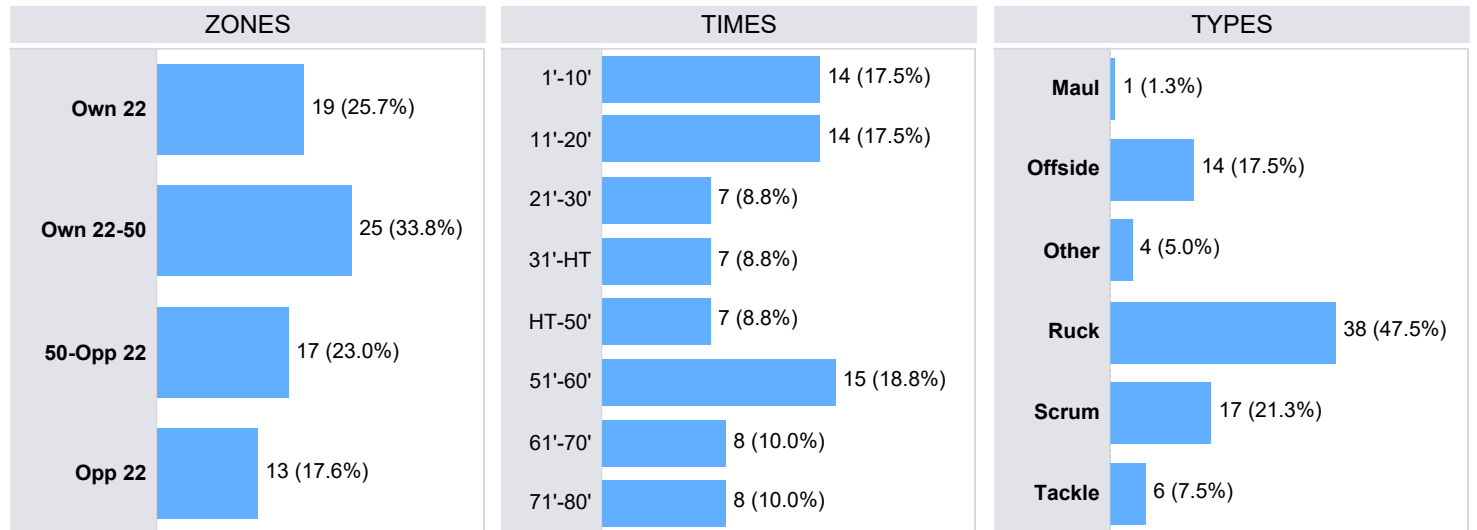
WALES - 2024 INTERNATIONALS

Statistic	Team	Year Average
Total penalties conceded / match	10.0	5.2
Yellow cards / match	0.5	0.4
Red cards / match	0.0	0.0

PENALTIES CONCEDED PER MATCH



PENALTIES & INFRINGEMENTS



PLAYER STATISTICS - PER 80 AVERAGES WITH A MINIMUM 240 MINUTES PLAYED

Total penalties conceded		Penalties conceded / 80 minutes		Yellow / Red cards	
1	Gareth Thomas	8	1	Gareth Thomas	1 / 0
2	Archie Griffin	5	2	Josh Adams	0.9
3	Christ Tshiuza	4	3	Mason Grady	0.7
4	Dafydd Jenkins	4	4	Dafydd Jenkins	0.6
5	Dillon Lewis	4	5	Tommy Reffell	0.6
1	Aaron Wainwright			1	0
2	Gareth Thomas			1	0
3	Mason Grady			1	0
4	Rio Dyer			1	0

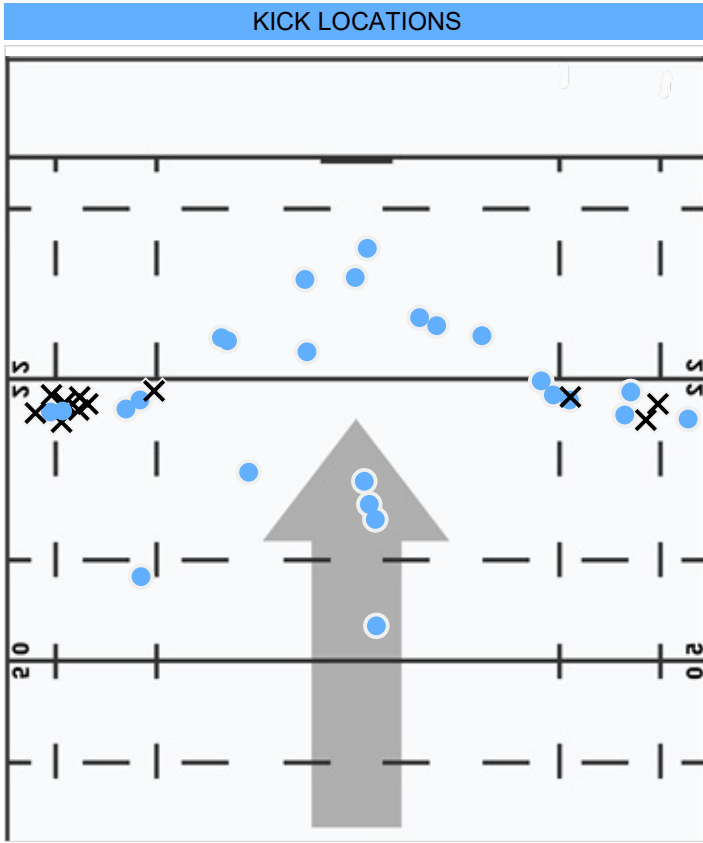


TEAM ANALYSIS

FIJI - 2024 INTERNATIONALS

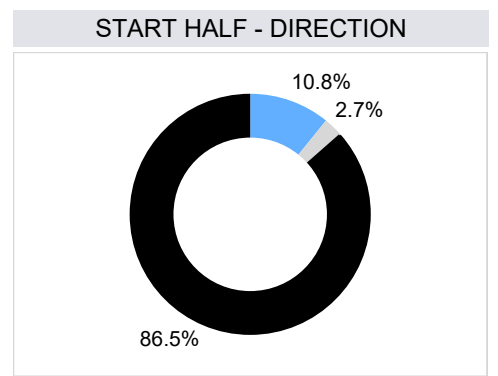
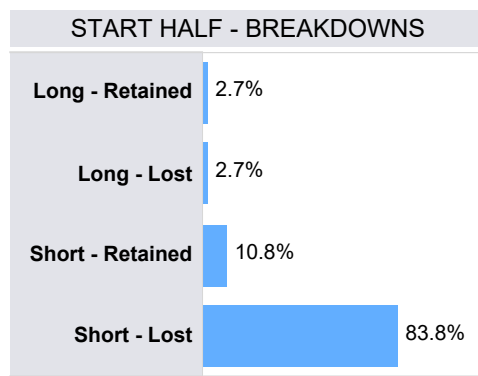
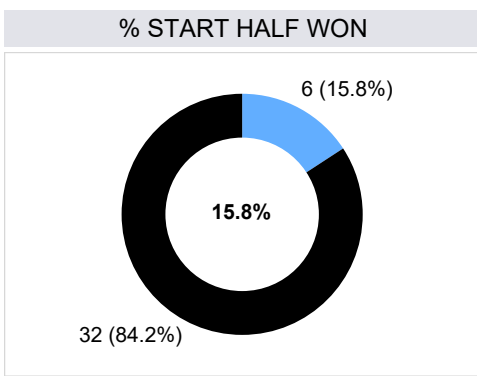
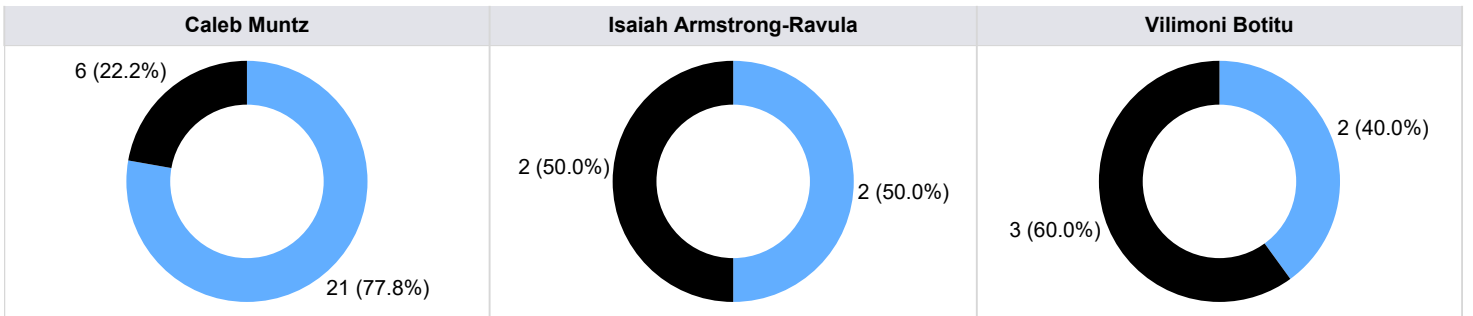
KICKING

FIJI - 2024 INTERNATIONALS



LAST 20 KICKS AT GOAL				
Opponent	Min	Player	Pts Gained	
Scotland	35	Caleb Muntz	-0.93	Conv Missed
	46	Isaiah Armstrong-..	-1.51	Conv Missed
	50	Isaiah Armstrong-..	0.56	Conv Made
Japan	10	Caleb Muntz	0.33	Pen Made
	33	Caleb Muntz	0.03	Conv Made
	56	Caleb Muntz	0.41	Pen Made
	60	Caleb Muntz	1.11	Conv Made
	68	Caleb Muntz	0.92	Conv Made
	71	Caleb Muntz	1.40	Conv Made
	76	Isaiah Armstrong-..	0.16	Conv Made
USA	23	Caleb Muntz	0.48	Pen Made
	27	Caleb Muntz	0.23	Conv Made
	52	Caleb Muntz	1.10	Conv Made
	61	Caleb Muntz	-0.75	Conv Missed
Tonga	3	Caleb Muntz	-0.75	Conv Missed
	6	Caleb Muntz	0.07	Conv Made
	12	Caleb Muntz	1.23	Conv Made
	42	Caleb Muntz	1.29	Conv Made
	57	Caleb Muntz	0.55	Pen Made
59	Caleb Muntz	0.41	Conv Made	
Overall Points Gained			14.89	

KICKS AT GOAL



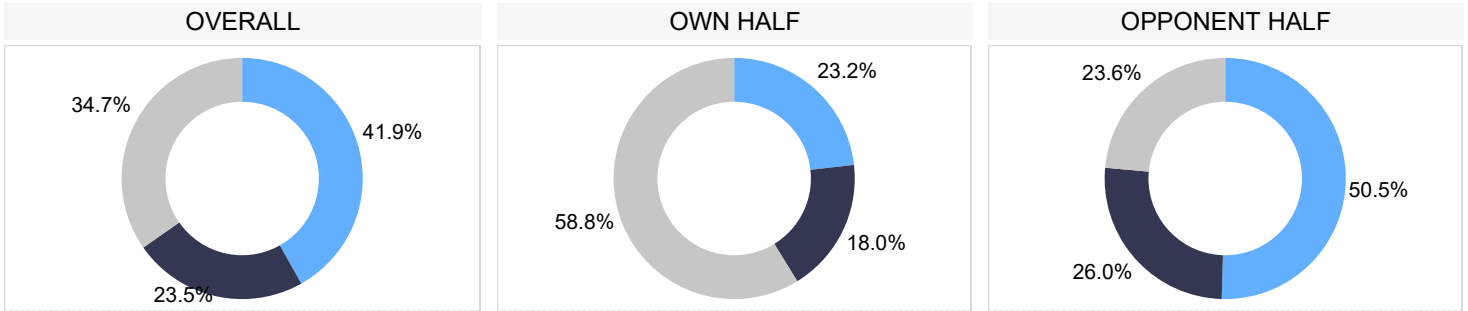
■ Won ■ Lost

■ Right ■ Split ■ Left

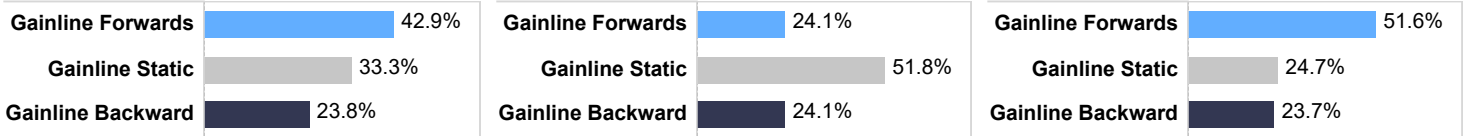
COLLISIONS

FIJI - 2024 INTERNATIONALS

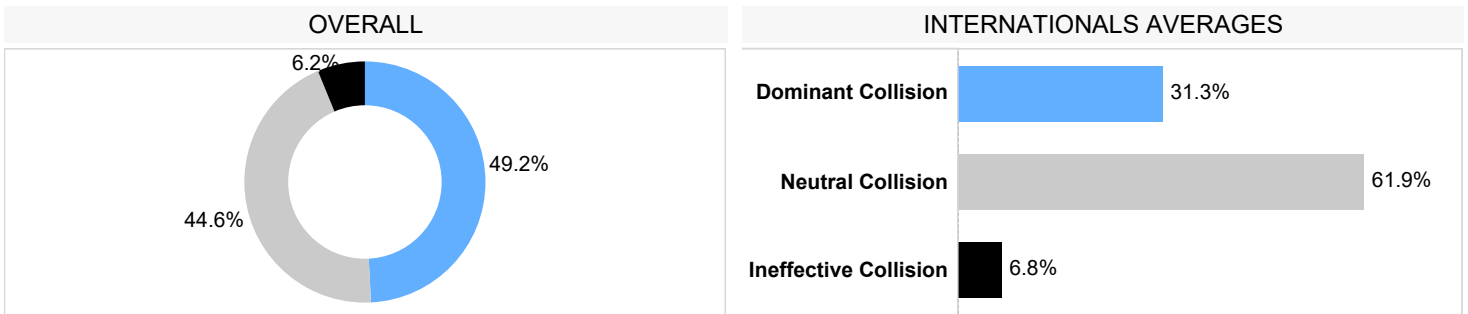
GAINLINE SUCCESS



CHAMPIONSHIP AVERAGES

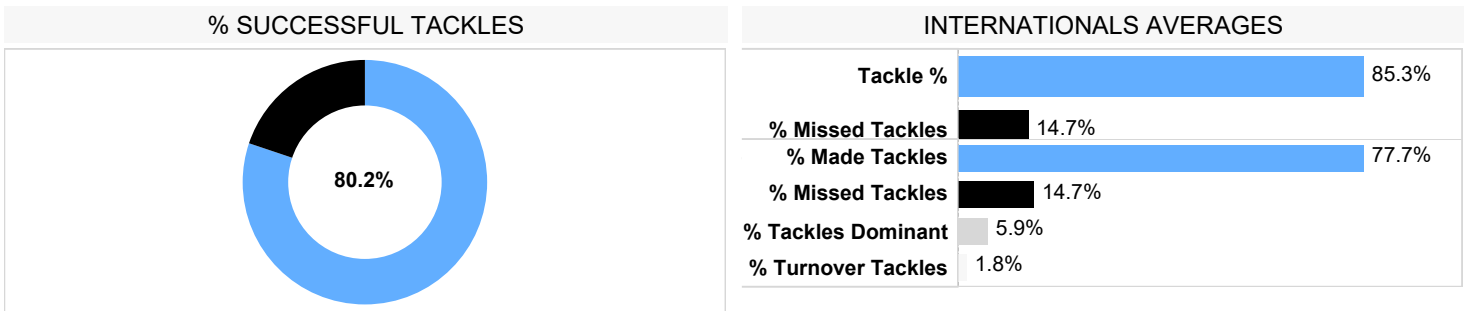


CARRIES INTO CONTACT*

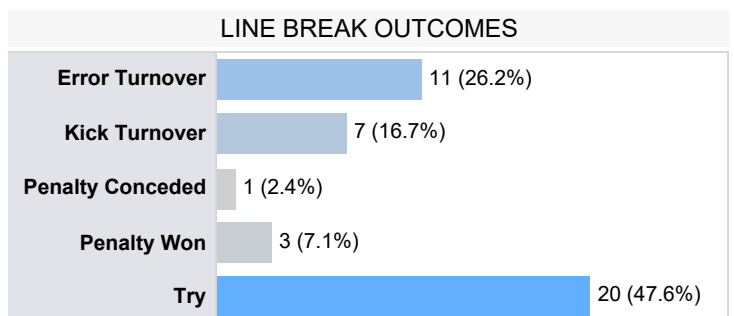


*dominance based on tackle outcome

TACKLES

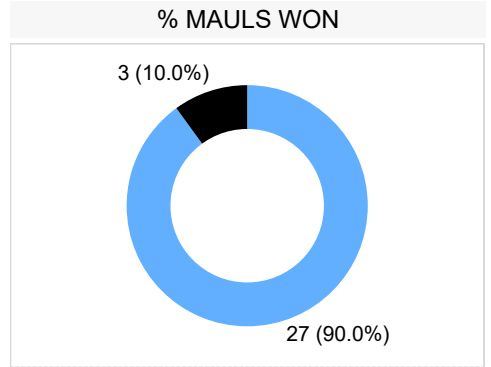
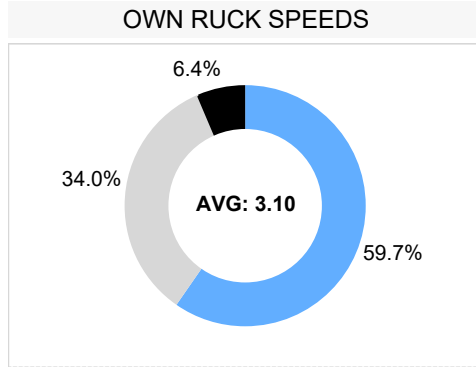
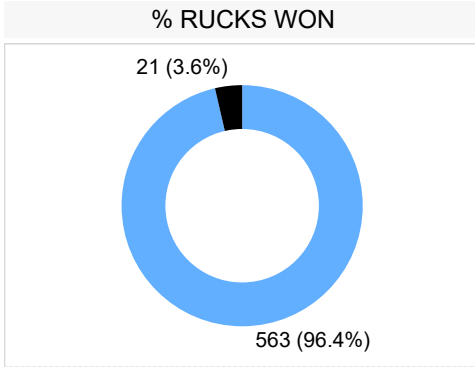


CARRIES & BREAKS	
Line Breaks	46
Line breaks / match	6.6
Defenders Beaten	158
Defenders Beaten / match	22.6
Ball Carries	793.0
Carries / Match	113.3

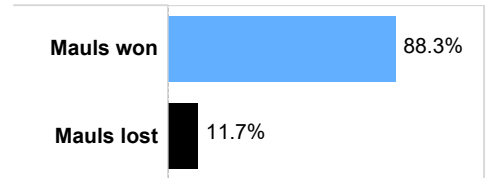
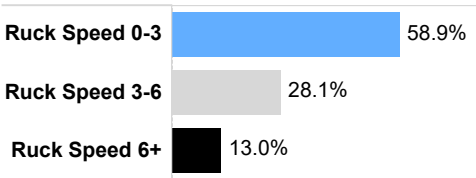
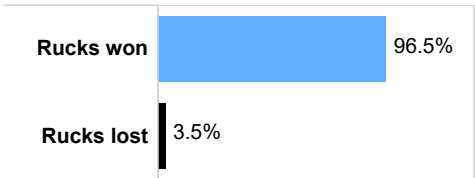


BREAKDOWN

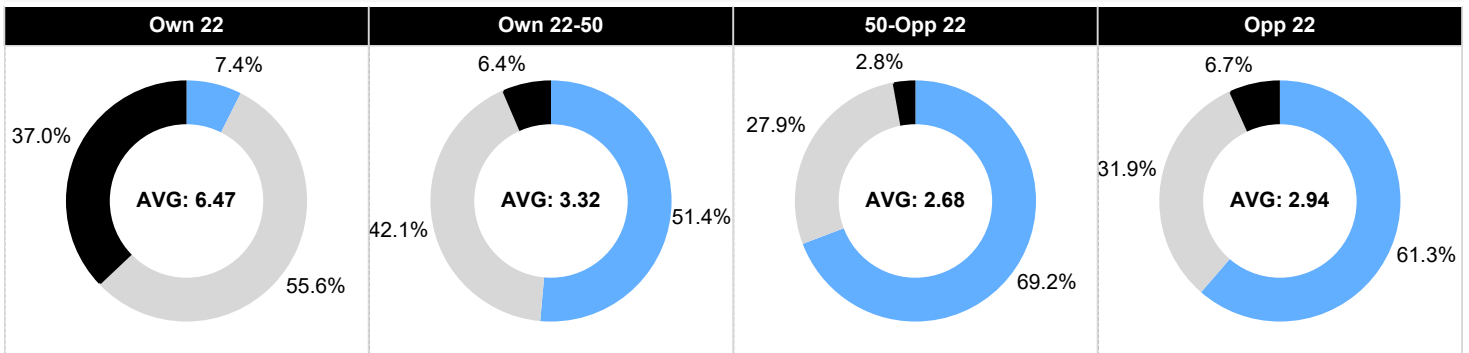
FIJI - 2024 INTERNATIONALS



INTERNATIONALS AVERAGES



RUCK SPEEDS - LOCATIONS



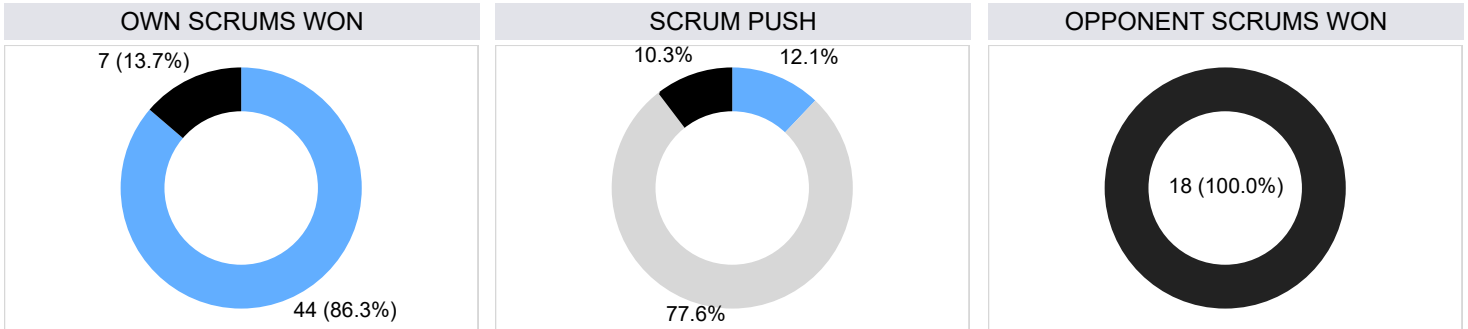
■ Ruck Speed 0-3
 ■ Ruck Speed 3-6
 ■ Ruck Speed 6+

Attacking Breakdown Arrivals		Defensive Breakdown Arrivals		Breakdown Steals				
1	Kitione Salawa	88	1	Kitione Salawa	37	1	Meli Derenalagi	4
2	Isoa Nasilasila	83	2	Inia Tabuavou	24	2	Eroni Mawi	2
3	Elia Canakaivata	79	3	Mesake Vocevoce	22	3	Kitione Salawa	2
4	Temo Mayanavanua	75	4	Temo Mayanavanua	20	4	Lekima Tagitagivalu	2
5	Inia Tabuavou	72	5	Eroni Mawi	19	Team Total		24

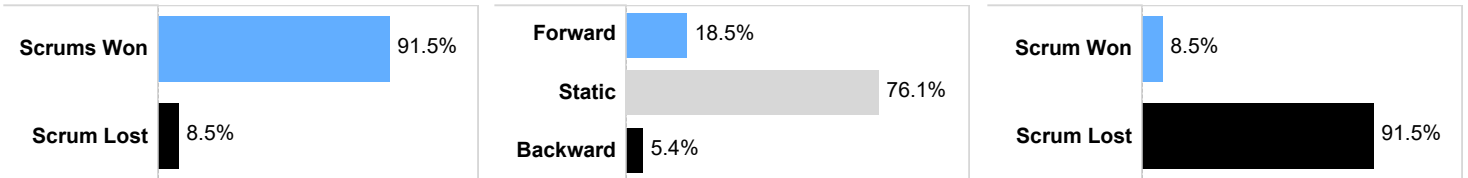
SET PIECE

FIJI - 2024 INTERNATIONALS

SCRUMS



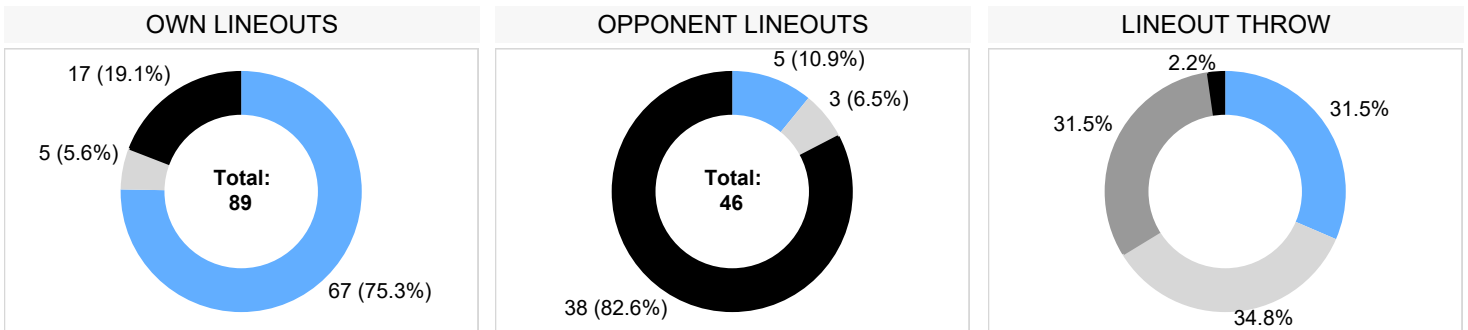
INTERNATIONALS AVERAGES



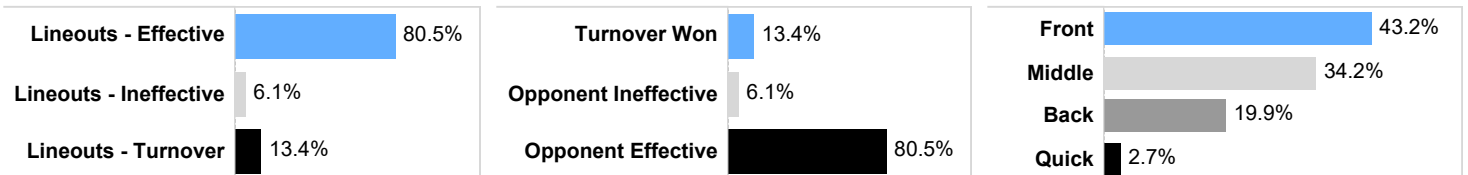
OWN SCRUMS			OPPONENT SCRUMS	
Scrum Won	Scrum Reset Retained	Scrum Lost	Scrum Reset Retained	Scrum Lost
44	7	7	1	18

OWN SCRUMS WON				OPPONENT SCRUMS WON			
	Used	Penalty	Free Kick		Used	Penalty	Free Kick
Total	33	8	3	Total			
% of Total	75.0%	18.2%	6.8%	% of Total			

LINEOUTS



INTERNATIONALS AVERAGES

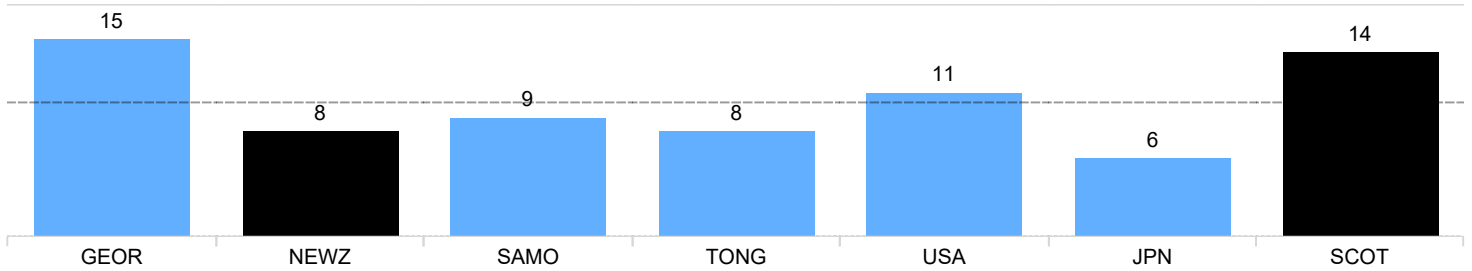


DISCIPLINE

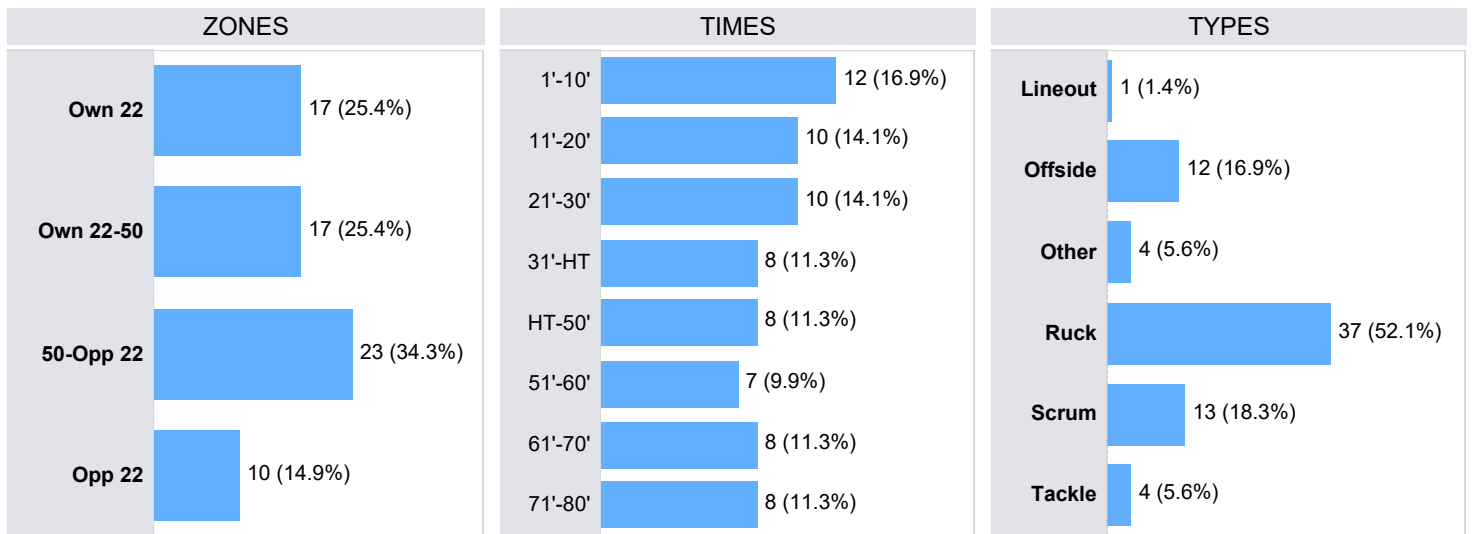
FIJI - 2024 INTERNATIONALS

Statistic	Team	Year Average
Total penalties conceded / match	10.1	5.2
Yellow cards / match	0.7	0.4
Red cards / match	0.1	0.0

PENALTIES CONCEDED PER MATCH



PENALTIES & INFRINGEMENTS



PLAYER STATISTICS - PER 80 AVERAGES WITH A MINIMUM 240 MINUTES PLAYED

Total penalties conceded		Penalties conceded / 80 minutes		Yellow / Red cards	
1	Haareiiti Hetet 7	1	Haareiiti Hetet 2.3	1	Adrea Cocagi 0 / 1
2	Samu Tawake 6	2	Samu Tawake 1.4	2	Albert Tuisue 1 / 0
3	Tevita Ikanivere 6	3	Tevita Ikanivere 1.0	3	Apisalome Vota 1 / 0
4	Inia Tabuavou 5	4	Inia Tabuavou 0.9	4	Frank Lomani 1 / 0
5	Kitione Salawa 4	5	Kitione Salawa 0.7	5	Temo Mayanavanua 1 / 0

PLAYER STATS
2024 INTERNATIONALS

APPEARANCE CHART - WALES

2024 INTERNATIONALS

	03/02/24	10/02/24	24/02/24	10/03/24	16/03/24	22/06/24	06/07/24	13/07/24
	Scotland	England	Ireland	France	Italy	South Africa	Australia	Australia
J. Adams	14	14	14	14	14			
K. Assiratti	s18	3	3	3		3		
T. Basham		s20						
A. Beard	5	5	5	5	5			
J. Beetham						s23		
E. Bevan						9	9	9
J. Botham	6*					7	s20	6
L. Brown	3							
B. Carter						5		
S. Costelow	10		10	10	10	10	s22	s22
G. Davies	9			s21		s21		
E. Dee	s16	2	2	2	2*			
C. Domachowski	1	s17	s17	s17				
R. Dyer	11*	11	11	11*	11	11	11	11*
R. Elias	2	s16	s16					
C. Evans		s22						
M. Grady	s23	s23	s23	s23	s23*	12	12	12
A. Griffin		s18					3	3
K. Hardy		s21	s21		s21		s21	s21
J. Hathaway							14	
C. Hill							s19	s19
E. James						s22		
D. Jenkins	4	4	4	6	4		5	5
D. Lake						2*	2	2**
D. Lewis			s18	s18	3			
I. Lloyd	s22	10	s22	s22	s22			
E. Lloyd				s16	s16	s16	s16	s16
A. Mann	s20*	6*	6	s19	6			
M. Martin			s20	s20	s20	s20		u20
K. Mathias	u17				s17	s17	s17	u17
G. North		13	13		13			
H. O'Connor					s18	s18	s18	s18
T. Plumtree						6	6	8
J. Ratti						s19		
T. Reffell	7	7	7	7	7		7	7
J. Roberts				13*				
W. Rowlands		s19	s19	4	s19*			
M. Screech						4		
G. Thomas		1	1	1	1	1	1	1
B. Thomas							10	10
N. Tompkins	12	12	12		12		s23	s23
C. Tshunza							4	4
A. Wainwright	8*	8	8	8	8	8	8	
O. Watkin	13			12		13	13	13
L. Williams						14	15	14*
T. Williams	s21	9	9	9*	9			
T. Williams	s19							
C. Winnett	15	15	15	15	15	15		15

KEY: Number denotes position, s: substitute, u: unused replacement, *: try scored

APPEARANCE CHART - FIJI

2024 INTERNATIONALS

	05/07/24	20/07/24	23/08/24	06/09/24	14/09/24	21/09/24	02/11/24
	Georgia	New Zealand	Samoa	Tonga	USA	Japan	Scotland
I. Armstrong-Ravula	s23	10	s22	15	15	15	15*
V. Botitu	10	15*					
E. Canakaivata	s21	s20	8	7**	8**	8	8
A. Cocagi				12			
P. Dakuwaqa	11**						
M. Derenalagi	s20		6	6*	6	6	6*
M. Doge	3	3					
M. Dolokoto			s16	s16	s16	s16	s16
I. Droasese	15			s23	s23	11	
H. Hetet	s17	s17	1	s17	s17	s17	1
T. Ikanivere	2*	2	2	2*	2	2	2*
V. Karawalevu			15*	14	14	14**	14
J. Koroiduadua							s18
S. Kuruvoli	s22	s21					s21
P. Loganimasi						s23**	11
F. Lomani	9	9	9*	9	9*	9	9
S. Maqala		s23					
I. Masi			13*	13**	13	13	
V. Mata	8	8					
P. Matawalu				s21	s21	s21	
E. Mawi	1	1	s17	1	1	1	
T. Mayanavanua	5	5	5	5	5	5	
V. Miramira							s20
E. Momo			11	11	11		
C. Muntz		s22	10	10	10	10	10
W. Nalaga							s23
I. Nasilasila	4	4	4		4	4	4
L. Natave							s17
W. Nayacalevu	13	13					
S. Radradra		11					
P. Ravai	s18		s18	s18	s18		
S. Ravutaumada			14				
R. Rotuisolia				s19	s19		5
K. Salawa	7	7	7***	s20	7	7	7
M. Sorovi			s21				
I. Tabuavou	12	12	12	s22*	12	12	12
L. Tagitagivalu	6	6					
S. Tawake		s18	3	3	3	3	3
Z. Togatama	s16	s16					
A. Tuisue	s19	s19	s20	8	s20	s20*	
M. Tuni						s18	
K. Valetini							s22
M. Vocevoce			s19	4		s19	s19
A. Vota			s23		s22	s22	13
J. Wainiqolo	14	14					

KEY: Number denotes position, s: substitute, u: unused replacement, *: try scored

PLAYER DATA - WALES

2024 INTERNATIONALS

	Games	Starts	Minutes Played	Points	Tries	Ball Carries	Carry Metres	Line Breaks	Defenders Beaten	Passes	Offloads	Turnover Con	Successful Tackles	Missed Tackles	Dominant Tackles	Penalties Conceded	Kicks	Kicking Metres	Lineout Takes	Lineout Steals
J. Adams	5	5	358	0	0	31	190	2	10	12	0	9	12	5	2	4	7	206	0	0
K. Assiratti	5	4	231	0	0	7	18	0	0	6	0	0	17	2	1	3	0	0	0	0
T. Basham	1	0	12	0	0	4	22	0	2	1	0	0	3	0	0	0	0	0	0	0
A. Beard	5	5	319	0	0	20	83	0	0	28	0	0	43	3	4	2	0	0	19	1
J. Beetham	1	0	10	0	0	0	0	0	0	4	0	0	0	0	0	0	2	38	0	0
E. Bevan	3	3	190	0	0	1	4	0	0	125	0	3	12	1	1	0	23	586	0	0
J. Botham	4	3	231	5	1	32	159	0	1	8	2	1	34	2	1	1	0	0	0	0
L. Brown	1	1	41	0	0	2	7	0	0	1	0	0	7	1	0	0	0	0	0	0
B. Carter	1	1	80	0	0	2	12	0	0	3	1	0	16	0	4	1	0	0	3	0
S. Costelow	7	5	339	21	0	26	162	1	4	94	2	4	53	13	2	1	39	1,066	2	0
G. Davies	3	1	87	0	0	4	41	1	5	96	1	4	5	3	0	0	10	189	0	0
E. Dee	5	4	298	5	1	42	127	0	0	25	1	2	46	0	0	2	0	0	0	1
C. Domachowski	4	1	119	0	0	14	51	0	0	3	1	0	18	2	0	0	0	0	0	0
R. Dyer	8	8	630	15	3	44	431	8	23	25	2	7	44	19	6	4	10	197	0	0
R. Elias	3	1	86	0	0	13	42	0	0	3	0	1	19	2	0	0	0	0	0	0
C. Evans	1	0	1	0	0	0	0	0	0	0	0	0	0	0	0	0	0	0	0	0
M. Grady	8	3	342	5	1	41	330	1	8	14	1	2	31	5	3	3	1	13	0	0
A. Griffin	3	2	175	0	0	17	64	0	1	2	1	0	44	3	0	5	0	0	0	0
K. Hardy	5	0	68	0	0	6	49	0	3	110	1	1	4	2	0	1	4	87	0	0
J. Hathaway	1	1	80	0	0	10	96	0	1	2	0	5	2	2	0	0	4	68	0	0
C. Hill	2	0	30	0	0	5	25	0	0	4	0	1	4	0	1	0	0	0	1	0
E. James	1	0	10	0	0	4	25	0	0	0	0	1	2	0	0	0	0	0	0	0
D. Jenkins	7	7	530	0	0	33	109	0	0	25	0	2	115	8	5	4	0	0	28	1
D. Lake	3	3	206	15	3	35	167	0	3	5	0	4	35	1	1	2	0	0	0	0
D. Lewis	3	1	138	0	0	13	35	0	0	7	0	2	19	4	0	4	0	0	0	0
I. Lloyd	5	1	163	12	0	25	128	0	2	52	0	2	7	4	1	0	19	438	1	0
E. Lloyd	5	0	51	0	0	11	65	0	0	4	0	0	4	1	0	1	0	0	0	0
A. Mann	5	3	236	10	2	32	163	0	3	11	0	1	47	5	1	0	0	0	2	0
M. Martin	5	0	64	0	0	12	42	0	0	2	0	1	8	5	1	0	0	0	0	0
K. Mathias	5	0	65	0	0	9	32	0	0	4	0	1	9	0	1	1	0	0	0	0
G. North	3	3	240	0	0	30	173	0	9	6	1	2	16	5	0	1	1	37	0	0
H. O'Connor	4	0	59	0	0	3	10	0	0	0	0	0	6	3	1	3	0	0	0	0
T. Plumtree	3	3	211	0	0	16	84	0	0	7	2	1	34	3	4	4	0	0	8	0
J. Ratti	1	0	19	0	0	0	0	0	0	1	0	0	1	0	0	0	0	0	0	0
T. Reffell	7	7	536	0	0	47	191	2	8	18	3	1	113	11	2	4	0	0	0	0
J. Roberts	1	1	61	5	1	4	33	0	2	2	0	1	11	2	0	0	2	38	0	0
W. Rowlands	4	1	137	5	1	23	94	0	2	9	0	0	22	1	2	0	0	0	5	0
M. Screech	1	1	61	0	0	2	9	0	0	5	0	0	5	1	0	0	0	0	6	0
G. Thomas	7	7	446	0	0	37	126	0	2	18	0	3	75	8	1	8	0	0	2	0
B. Thomas	2	2	132	15	0	9	51	1	0	36	0	3	12	2	0	0	9	134	0	0
N. Tompkins	6	4	317	0	0	42	207	0	3	67	5	9	35	8	1	2	0	0	0	0
C. Tshunza	2	2	160	0	0	3	16	0	0	8	1	1	34	2	1	4	0	0	3	1
A. Wainwright	7	7	550	5	1	82	471	2	13	46	1	3	66	6	1	3	2	67	20	0
O. Watkin	5	5	372	0	0	29	188	1	5	22	1	3	27	9	4	1	3	63	0	0
L. Williams	3	3	211	5	1	10	81	4	3	8	1	4	11	1	3	3	4	93	0	0
T. Williams	5	4	296	5	1	25	195	3	4	303	1	2	29	6	2	2	50	1,359	0	0
T. Williams	1	0	14	0	0	3	14	0	0	0	0	0	4	0	0	0	0	0	0	0
C. Winnett	7	7	556	0	0	72	453	3	11	42	5	5	12	5	0	3	22	862	0	0

PLAYER DATA - FIJI

2024 INTERNATIONALS

	Games	Starts	Minutes Played	Points	Tries	Ball Carries	Carry Metres	Line Breaks	Defenders Beaten	Passes	Offloads	Turnover Con	Successful Tackles	Missed Tackles	Dominant Tackles	Penalties Conceded	Kicks	Kicking Metres	Lineout Takes	Lineout Steals
I. Armstrong-Ravula	7	5	403	9	1	28	194	3	2	102	2	7	11	7	1	1	32	892	1	0
V. Botitu	2	2	160	11	1	13	91	0	1	23	1	4	9	3	1	2	12	343	0	0
E. Canakaivata	7	5	385	20	4	63	361	2	11	19	2	8	45	13	6	3	0	0	1	0
A. Cocagi	1	1	16	0	0	1	8	0	0	0	0	0	0	0	0	1	0	0	0	0
P. Dakuwaqa	1	1	80	10	2	5	55	2	0	1	0	0	9	3	1	1	0	0	0	0
M. Derenalagi	6	5	406	10	2	35	226	3	8	28	6	7	38	9	2	2	0	0	12	6
M. Doge	2	2	90	0	0	4	15	0	0	0	0	0	8	2	0	0	0	0	0	0
M. Dolokoto	5	0	75	0	0	4	27	0	2	2	0	2	4	0	0	0	0	0	0	0
I. Droasese	4	2	206	0	0	22	165	1	14	17	5	5	4	2	0	0	5	155	0	0
H. Hetet	7	2	240	0	0	17	74	0	3	2	0	1	41	6	3	7	0	0	0	0
T. Ikanivere	7	7	463	15	3	72	434	2	9	21	0	5	57	15	4	6	2	33	0	2
V. Karawalevu	5	5	399	15	3	48	531	12	9	29	7	6	11	11	0	3	7	202	0	0
J. Koroiduadua	1	0	21	0	0	0	0	0	0	0	0	0	3	0	0	1	0	0	0	0
S. Kuruvoli	3	0	76	0	0	5	27	1	0	76	3	2	9	2	0	0	1	34	0	0
P. Loganimasi	2	1	104	10	2	10	105	2	4	3	1	0	5	4	0	1	0	0	0	0
F. Lomani	7	7	428	10	2	26	175	1	9	396	1	7	54	14	1	3	52	1,448	3	0
S. Maqala	1	0	33	0	0	6	45	0	5	3	1	0	4	1	1	0	0	0	0	0
I. Masi	4	4	270	15	3	31	408	4	8	25	5	6	17	4	3	1	1	24	0	0
V. Mata	2	2	121	0	0	15	97	0	0	4	0	1	10	3	0	1	0	0	2	0
P. Matawalu	3	0	32	0	0	2	7	0	1	18	0	0	7	2	1	1	2	55	0	0
E. Mawi	6	5	299	0	0	18	76	0	2	11	2	1	36	4	2	2	0	0	0	0
T. Mayanavanua	6	6	418	0	0	31	128	0	5	6	1	1	44	13	6	1	0	0	9	2
V. Miramira	1	0	12	0	0	0	0	0	0	0	0	0	3	1	0	1	0	0	0	0
E. Momo	3	3	153	0	0	15	114	3	2	2	0	5	8	2	0	1	6	212	0	0
C. Muntz	6	5	419	48	0	38	226	0	8	130	3	2	51	13	2	2	25	819	0	0
W. Nalaga	1	0	17	0	0	1	4	0	0	0	0	0	3	2	0	0	0	0	0	0
I. Nasilasila	6	6	464	0	0	31	149	0	3	16	1	2	69	14	5	3	0	0	16	3
L. Natave	1	0	21	0	0	3	9	0	0	0	0	0	4	2	1	0	0	0	0	0
W. Nayacalevu	2	2	160	0	0	12	81	0	2	7	0	2	19	5	2	2	0	0	1	0
S. Radradra	1	1	80	0	0	16	102	2	3	12	4	1	6	2	1	0	1	58	1	0
P. Ravai	4	0	89	0	0	7	50	0	4	4	1	0	1	2	1	2	0	0	0	0
S. Ravutaumada	1	1	80	0	0	4	60	0	2	6	1	2	3	0	0	1	1	15	0	0
R. Rotuisolia	3	1	78	0	0	5	15	0	0	1	0	0	16	1	0	0	0	0	1	0
K. Salawa	7	6	461	15	3	44	405	5	15	16	6	5	53	13	2	4	4	82	1	0
M. Sorovi	1	0	13	0	0	0	0	0	0	15	0	0	0	0	0	0	1	5	0	0
I. Tabuavou	7	6	444	5	1	50	343	3	15	43	3	10	51	9	7	5	9	300	2	0
L. Tagitagivalu	2	2	141	0	0	8	49	0	0	9	4	1	19	3	3	1	0	0	4	1
S. Tawake	6	5	347	0	0	35	132	0	1	8	1	0	52	13	2	6	0	0	1	0
Z. Togatama	2	0	17	0	0	0	0	0	0	0	0	0	5	3	0	0	0	0	0	0
A. Tuisue	6	1	131	5	1	17	82	0	4	6	0	1	13	2	1	2	1	4	0	0
M. Tuni	1	0	12	0	0	1	2	0	0	1	0	0	1	0	0	0	0	0	0	0
K. Valetini	1	0	21	0	0	5	28	0	0	0	0	0	6	0	0	0	0	0	0	0
M. Vocevoce	4	1	148	0	0	17	94	0	0	14	0	1	18	2	0	1	0	0	16	1
A. Vota	4	1	117	0	0	16	70	0	2	17	2	2	21	5	2	1	0	0	0	0
J. Wainiqolo	2	2	160	0	0	12	101	0	4	7	3	7	17	2	1	1	1	45	0	0

PLAYER RANKINGS

2024 INTERNATIONALS

PLAYER RANKINGS - POINTS

2024 INTERNATIONALS

POINTS

		Games	Points	Minutes	Pens	Conv	Drop Goals	Tries	
1	D. McKenzie	New Zealand	11	113	729	16	30	0	1
2	S. Lee	Japan	7	76	461	8	21	0	2
3	J. Crowley	Ireland	7	71	539	12	15	0	1
4	T. Ramos	France	5	63	400	13	12	0	0
4	T. Alborno	Argentina	9	63	451	5	19	0	2
6	P. Garbisi	Italy	8	61	613	10	13	0	1
7	H. Pollard	South Africa	8	57	334	13	9	0	0
8	N. Lolesio	Australia	8	56	511	12	10	0	0
9	F. Russell	Scotland	5	55	400	11	11	0	0
9	S. Carreras	Argentina	9	55	505	9	9	0	2

GOAL KICKING (MADE)

		Games	Minutes	Goals	Misses	Pens	Pens Missed	Conv	Conv Missed	Goal Kicking %	
1	D. McKenzie	New Zealand	11	729	46	14	16	5	30	9	76.7%
2	S. Lee	Japan	7	461	29	1	8	1	21	0	96.7%
3	J. Crowley	Ireland	7	539	27	10	12	3	15	7	73.0%
4	T. Ramos	France	5	400	25	3	13	2	12	1	89.3%
5	T. Alborno	Argentina	9	451	24	10	5	2	19	8	70.6%
6	P. Garbisi	Italy	8	613	23	8	10	4	13	4	74.2%
7	H. Pollard	South Africa	8	334	22	5	13	3	9	2	81.5%
7	F. Russell	Scotland	5	400	22	1	11	0	11	1	95.7%
7	N. Lolesio	Australia	8	511	22	6	12	3	10	3	78.6%
7	S. Feinberg-Mngomezulu	South Africa	8	384	22	7	8	3	14	4	75.9%

GOAL KICKING (%)*

		Games	Kicks	Made	Available Points	Points Scored	Expected Points	Pts Gained	Goal Kicking %	
1	Martin Page-Rele	Italy	4	6	6	18	18	4.3	13.7	100.0%
1	Leo Berdeu	France	1	7	7	19	19	14.1	4.9	100.0%
3	Seungsin Lee	Japan	6	30	29	69	66	60.9	5.1	96.7%
4	Finn Russell	Scotland	5	23	22	57	55	48.5	6.5	95.7%
5	Ben Donaldson	Australia	4	12	11	28	26	23.6	2.4	91.7%
6	Sam Costelow	Wales	4	10	9	24	21	19.3	1.7	90.0%
6	Santiago Carreras	Argentina	6	20	18	49	45	41.9	3.1	90.0%
8	Thomas Ramos	France	5	28	25	71	63	57.3	5.7	89.3%
9	Ioan Lloyd	Wales	3	7	6	14	12	10.4	1.6	85.7%
9	Ben Thomas	Wales	2	7	6	18	15	12.9	2.1	85.7%
9	Beauden Barrett	New Zealand	2	7	6	14	12	10.2	1.8	85.7%

*Minimum 5 Kicks at Goal



PLAYER RANKINGS - TRIES

2024 INTERNATIONALS

TRIES

		Games	Minutes Played	Tries	Tries / 80	
1	D. van der Merwe	Scotland	8	638	8	1.0
2	C. Clarke	New Zealand	6	431	7	1.3
3	D. Riley	Japan	7	560	6	0.9
3	M. Tele'a	New Zealand	8	486	6	1.0
5	W. Jordan	New Zealand	7	476	5	0.8
5	D. Sheehan	Ireland	6	330	5	1.2
5	M. Carreras	Argentina	9	690	5	0.6
5	I. Feyi-Waboso	England	8	385	5	1.0
9	M. Ioane	Italy	7	555	4	0.6
9	J. Lowe	Ireland	7	560	4	0.6
9	M. Marx	South Africa	9	363	4	0.9
9	A. Savea	New Zealand	10	775	4	0.4
9	M. Mapimpi	South Africa	4	320	4	1.0
9	K. Arendse	South Africa	7	502	4	0.6

TRY ASSISTS

		Games	Minutes Played	Try Assists	Try Assists / 80	
1	B. Barrett	New Zealand	9	537	7	1.0
2	M. Smith	England	6	348	6	1.4
3	D. McKenzie	New Zealand	11	729	5	0.5
3	H. Jones	Scotland	8	625	5	0.6
3	S. Lee	Japan	7	461	5	0.9
6	A. Hastings	Scotland	4	194	4	1.6
6	A. Mitchell	England	7	451	4	0.7
6	T. Alborno	Argentina	9	451	4	0.7
6	S. Chocobares	Argentina	8	546	4	0.6
6	S. Fujiwara	Japan	7	383	4	0.8
6	P. Garbisi	Italy	8	613	4	0.5
6	J. Dobie	Scotland	5	232	4	1.4

TRY INVOLVEMENTS

		Games	Minutes Played	Try Involvements	% of Team Total	
1	D. Riley	Japan	7	560	9	17.0%
2	B. Barrett	New Zealand	9	537	8	9.6%
2	D. van der Merwe	Scotland	8	638	8	9.4%
2	H. Jones	Scotland	8	625	8	9.4%
2	M. Tele'a	New Zealand	8	486	8	9.6%
2	M. Smith	England	6	348	8	17.4%
7	C. Clarke	New Zealand	6	431	7	8.4%
7	W. Jordan	New Zealand	7	476	7	8.4%
7	J. Dobie	Scotland	5	232	7	10.9%
7	S. Lee	Japan	7	461	7	13.2%

PLAYER RANKINGS - CARRIES

2024 INTERNATIONALS

CARRIES

		Games	Total	
1	B. Earl	England	9	147
2	A. Savea	New Zealand	10	133
3	R. Valetini	Australia	9	88
4	P. Matera	Argentina	9	87
4	D. McKenzie	New Zealand	11	87
4	H. Wilson	Australia	7	87
7	J. Barrett	New Zealand	9	86
8	C. Doris	Ireland	7	85
9	W. Sیتی	New Zealand	7	83
10	P. du Toit	South Africa	8	82
10	A. Wainwright	Wales	7	82

		Minutes	Per 80*	
1	B. Earl	England	720	16.3
2	W. Sیتی	New Zealand	419	15.8
3	E. Louw	South Africa	265	15.1
4	G. Alldritt	France	279	14.1
5	A. Savea	New Zealand	775	13.7
6	J. Dempsey	Scotland	406	13.2
7	E. Canakaivata	Fiji	385	13.1
8	T. Ikanivere	Fiji	463	12.4
9	H. Wilson	Australia	560	12.4
10	C. Doris	Ireland	550	12.4

METRES

		Games	Total	
1	B. Earl	England	9	798
2	D. Riley	Japan	7	768
3	A. Savea	New Zealand	10	745
4	M. Carreras	Argentina	9	739
5	D. van der Merwe	Scotland	8	706
6	J. Kriel	South Africa	9	678
7	J. Barrett	New Zealand	9	674
8	C. Clarke	New Zealand	6	667
9	W. Jordan	New Zealand	7	662
10	J. Lowe	Ireland	7	642

		Minutes	Per 80*	
1	C. Clarke	New Zealand	431	123.7
2	I. Masi	Fiji	270	120.9
3	W. Sیتی	New Zealand	419	115.5
4	Y. Yazaki	Japan	374	113.5
5	K. Rowe	Scotland	427	112.5
6	W. Jordan	New Zealand	476	111.2
7	T. Alborno	Argentina	451	110.4
8	D. Riley	Japan	560	109.6
9	M. Tuitama	Japan	360	108.5
10	V. Karawalevu	Fiji	399	106.4

DEFENDERS BEATEN

		Games	Total	
1	M. Tele'a	New Zealand	8	39
2	B. Earl	England	9	35
3	D. van der Merwe	Scotland	8	33
4	D. McKenzie	New Zealand	11	31
5	C. Kolbe	South Africa	7	29
5	A. Savea	New Zealand	10	29
5	M. Carreras	Argentina	9	29
8	D. Penaud	France	5	27
9	M. Ioane	Italy	7	26
9	D. Riley	Japan	7	26

		Minutes	Per 80*	
1	M. Tele'a	New Zealand	486	6.4
2	D. Penaud	France	400	5.4
3	M. Tuitama	Japan	360	4.9
4	K. Rowe	Scotland	427	4.5
5	S. Feinberg-Mngomez	South Africa	384	4.4
6	I. Feyi-Waboso	England	385	4.4
7	C. Clarke	New Zealand	431	4.3
8	C. Kolbe	South Africa	560	4.1
9	D. van der Merwe	Scotland	638	4.1
10	A. Aumua	New Zealand	311	4.1

*Minimum 240 minutes played



PLAYER RANKINGS - PASSING

2024 INTERNATIONALS

PASSES

		Games	Total
1	S. Fujiwara	Japan	7 472
2	F. Lomani	Fiji	7 396
3	J. Gordon	Australia	6 388
4	T. Perenara	New Zealand	8 360
5	G. Bertranou	Argentina	8 359
6	A. Mitchell	England	7 336
7	J. Gibson-Park	Ireland	5 333
8	C. Ratima	New Zealand	9 327
9	T. Williams	Wales	5 303
10	D. McKenzie	New Zealand	11 252

		Minutes	Per 80*
1	S. Fujiwara	Japan	383 98.6
2	J. Gibson-Park	Ireland	299 89.1
3	J. Gordon	Australia	364 85.3
4	C. Ratima	New Zealand	315 83.0
5	T. Williams	Wales	296 81.9
6	T. Perenara	New Zealand	358 80.4
7	F. Lomani	Fiji	428 74.0
8	G. Bertranou	Argentina	430 66.8
9	A. Mitchell	England	451 59.6
10	B. White	Scotland	274 58.7

PASSING ACCURACY**

		Total	%
1	G. Williams	South Africa	166 99.4%
2	K. Hardy	Wales	110 99.1%
3	B. Serin	France	101 99.0%
4	J. Dobie	Scotland	153 98.7%
5	S. Varney	Italy	149 98.7%
6	N. White	Australia	135 98.5%
7	C. Ratima	New Zealand	327 98.5%
8	E. Bevan	Wales	125 98.4%
9	G. Horne	Scotland	193 97.9%
10	T. Williams	Wales	303 97.7%

BREAK ASSIST PASSES

		Games	Total
1	D. McKenzie	New Zealand	11 16
2	S. McDowall	Scotland	5 7
3	S. Tuipulotu	Scotland	6 6
3	A. Fassi	South Africa	6 6
5	G. Ford	England	6 5
5	S. Kolisi	South Africa	6 5
5	R. Henshaw	Ireland	7 5
5	S. Chocobares	Argentina	8 5
5	P. Garbisi	Italy	8 5
5	J. Oviedo	Argentina	8 5

OFFLOADS

		Games	Total
1	S. Reece	New Zealand	8 14
2	J. Lowe	Ireland	7 12
2	M. Tele'a	New Zealand	8 12
2	W. Sititi	New Zealand	7 12
5	D. Penaud	France	5 11
6	M. Ioane	Italy	7 10
6	D. McKenzie	New Zealand	11 10
6	H. Jones	Scotland	8 10
6	R. Snyman	South Africa	3 10
10	J. Mallia	Argentina	6 9
10	J. Oviedo	Argentina	8 9

		Minutes	Per 80*
1	W. Sititi	New Zealand	419 2.3
2	D. Penaud	France	400 2.2
3	S. Reece	New Zealand	536 2.1
4	M. Tele'a	New Zealand	486 2.0
5	L. Barre	France	312 1.8
6	B. Dixon	South Africa	271 1.8
7	J. Lowe	Ireland	560 1.7
8	S. Waqa	Japan	286 1.7
9	J. Mallia	Argentina	444 1.6
10	I. Masi	Fiji	270 1.5

*Minimum 240 minutes played **Minimum 100 Passes

 **WALES**

 **FIJI**

PLAYER RANKINGS - KICKS

2024 INTERNATIONALS

KICKS IN PLAY

		Games	Total
1	D. McKenzie	New Zealand	11 94
2	F. Russell	Scotland	5 81
3	A. Mitchell	England	7 79
4	P. Garbisi	Italy	8 68
5	B. Barrett	New Zealand	9 55
6	J. Crowley	Ireland	7 54
6	S. Lee	Japan	7 54
8	T. Albornoz	Argentina	9 53
8	S. Carreras	Argentina	9 53
10	F. Lomani	Fiji	7 52

		Minutes	Per 80*
1	F. Russell	Scotland	400 16.2
2	B. White	Scotland	274 14.0
3	A. Mitchell	England	451 14.0
4	T. Williams	Wales	296 13.5
5	S. Varney	Italy	246 12.0
6	S. Feinberg-Mngomez	South Africa	384 10.4
7	D. McKenzie	New Zealand	729 10.3
8	G. Ford	England	362 9.9
9	F. Lomani	Fiji	428 9.7
10	G. Williams	South Africa	240 9.7

KICKING METRES

		Games	Total
1	D. McKenzie	New Zealand	11 2,835
2	F. Russell	Scotland	5 2,822
3	A. Mitchell	England	7 2,163
4	P. Garbisi	Italy	8 2,149
5	T. Albornoz	Argentina	9 2,031
6	J. Lowe	Ireland	7 1,988
7	S. Carreras	Argentina	9 1,956
8	S. Lee	Japan	7 1,889
9	S. Feinberg-Mngomez	South Africa	8 1,485
10	B. Barrett	New Zealand	9 1,481

		Minutes	Per 80*
1	F. Russell	Scotland	400 564.3
2	A. Mitchell	England	451 383.6
3	B. White	Scotland	274 368.4
4	T. Williams	Wales	296 367.2
5	T. Albornoz	Argentina	451 360.3
6	S. Lee	Japan	461 327.8
7	D. McKenzie	New Zealand	729 311.1
8	S. Carreras	Argentina	505 309.8
9	S. Feinberg-Mngomez	South Africa	384 309.4
10	G. Ford	England	362 293.6

METRES / KICKS IN PLAY**

		Games	Avg*
1	Leo Barre	France	4 40.2
2	James Lowe	Ireland	7 39.8
3	Cameron Winnett	Wales	7 39.2
4	Tomas Albornoz	Argentina	9 38.3
5	Juan Cruz Mallia	Argentina	6 38.1
6	Santiago Carreras	Argentina	9 36.9
7	Jordie Barrett	New Zealand	9 36.6
8	Seungsin Lee	Japan	7 35.0
9	Finn Russell	Scotland	5 34.8
10	Thomas Ramos	France	5 33.5

*Minimum 240 minutes played **Minimum 2 Kicks / 80min



PLAYER RANKINGS - LINEOUTS

2024 INTERNATIONALS

LINEOUTS WON (INC. STEALS)

		Games	Total	
1	F. Ruzza	Italy	8	45
2	W. Dearn	Japan	8	43
3	M. Itoje	England	9	38
4	E. Etzebeth	South Africa	9	36
5	R. Nortje	South Africa	5	34
6	N. Frost	Australia	6	30
7	D. Jenkins	Wales	7	29
8	S. Cummings	Scotland	7	28
8	L. Salakaia-Loto	Australia	7	28
8	J. Gonzalez	Argentina	6	28

		Minutes	Per 80*	
1	F. Ruzza	Italy	488	7.4
2	R. Nortje	South Africa	369	7.4
3	L. Salakaia-Loto	Australia	367	6.1
4	N. Frost	Australia	396	6.1
5	J. Gonzalez	Argentina	398	5.6
6	W. Dearn	Japan	625	5.5
7	E. Etzebeth	South Africa	543	5.3
8	F. Molina	Argentina	362	5.1
9	O. Chessum	England	331	5.1
10	A. Beard	Wales	319	5.0

LINEOUT STEALS

		Games	Total	
1	W. Dearn	Japan	8	8
2	M. Derenalagi	Fiji	6	6
3	L. Salakaia-Loto	Australia	7	5
4	M. Itoje	England	9	4
4	P. du Toit	South Africa	8	4
4	N. Frost	Australia	6	4
4	T. Vaa'i	New Zealand	10	4
4	J. Moro	Argentina	1	4
9	E. Etzebeth	South Africa	9	3
9	T. Beirne	Ireland	6	3
9	S. Cummings	Scotland	7	3
9	M. Lamaro	Italy	8	3
9	J. Williams	Australia	8	3
9	I. Nasilasila	Fiji	6	3
9	O. Chessum	England	5	3

		Minutes	Per 80*	
1	M. Derenalagi	Fiji	406	1.2
2	L. Salakaia-Loto	Australia	367	1.1
3	W. Dearn	Japan	625	1.0
4	N. Frost	Australia	396	0.8
5	O. Chessum	England	331	0.7
6	P. Tuipulotu	New Zealand	253	0.6
7	E. Ashman	Scotland	273	0.6
8	J. Williams	Australia	431	0.6
9	T. Vaa'i	New Zealand	585	0.5
10	E. Blackadder	New Zealand	309	0.5

LINEOUT THROWS WON

		Games	Total	
1	J. George	England	9	88
2	C. Taylor	New Zealand	9	81
3	J. Montoya	Argentina	7	59
3	T. Ikanivere	Fiji	7	59
3	M. Harada	Japan	8	59
6	M. Faessler	Australia	7	54
7	B. Mbonambi	South Africa	7	53
8	M. Marx	South Africa	9	50
8	E. Dee	Wales	5	50
10	G. Nicotera	Italy	7	49

LINEOUT SUCCESS RATE**

		Games	Total*	
1	E. Dee	Wales	5	96.2%
2	I. Ruiz	Argentina	8	91.7%
3	B. Mbonambi	South Africa	7	91.4%
4	J. George	England	9	90.7%
5	D. Sheehan	Ireland	6	88.7%
6	M. Faessler	Australia	7	88.5%
7	M. Harada	Japan	8	88.1%
8	C. Taylor	New Zealand	9	87.1%
9	J. Montoya	Argentina	7	86.8%
10	G. Turner	Scotland	5	86.1%

*Minimum 240 minutes played **Minimum 2 lineout throws / 80



PLAYER RANKINGS - TACKLES & TURNOVERS

2024 INTERNATIONALS

SUCCESSFUL TACKLES

		Games	Total	
1	M. Lamaro	Italy	8	143
2	R. Darge	Scotland	8	120
3	B. Earl	England	9	116
4	D. Jenkins	Wales	7	115
5	T. Reffell	Wales	7	113
6	A. Savea	New Zealand	10	109
7	N. Cannone	Italy	8	104
8	P. du Toit	South Africa	8	102
8	M. Kremer	Argentina	8	102
10	M. Itoje	England	9	98
10	S. Barrett	New Zealand	8	98

		Minutes	Per 80*	
1	G. Lucchesi	Italy	302	19.6
2	L. Cannone	Italy	290	19.6
3	C. Tizzano	Australia	307	19.3
4	M. Lamaro	Italy	607	18.8
5	C. Cunningham-South England		306	18.3
6	R. Vintcent	Italy	364	18.2
7	R. Darge	Scotland	539	17.8
8	D. Jenkins	Wales	530	17.4
9	T. Costley	Japan	272	17.4
10	A. Bell	Australia	264	17.0

DOMINANT TACKLES

		Games	Total	
1	R. Darge	Scotland	8	16
2	P. Schoeman	Scotland	9	15
3	M. Lamaro	Italy	8	12
4	M. Kremer	Argentina	8	11
4	N. Cannone	Italy	8	11
4	W. Dearn	Japan	8	11
7	S. Cummings	Scotland	7	10
7	T. Freeman	England	9	10
7	T. Menoncello	Italy	8	10
10	P. Matera	Argentina	9	9

TACKLE SUCCESS RATE**

		Minutes	%*	
1	G. Gilchrist	Scotland	371	100.0%
2	E. Dee	Wales	298	97.9%
3	J. George	England	548	93.8%
3	E. Bello	Argentina	256	93.8%
5	Z. Fagerson	Scotland	401	93.6%
6	T. Beirne	Ireland	470	93.4%
7	L. Cannone	Italy	290	93.4%
8	J. Dempsey	Scotland	406	92.9%
9	M. Leitch	Japan	240	92.9%
9	E. Ashman	Scotland	273	92.9%

TURNOVERS WON

		Games	Total	
1	W. Dearn	Japan	8	12
2	M. Derenalagi	Fiji	6	10
3	M. Itoje	England	9	9
4	T. Reffell	Wales	7	8
4	T. Vaa'i	New Zealand	10	8
6	T. Beirne	Ireland	6	7
7	S. Barrett	New Zealand	8	6
7	P. du Toit	South Africa	8	6
7	A. Savea	New Zealand	10	6
7	S. Underhill	England	8	6
7	N. Frost	Australia	6	6

		Minutes	Per 80*	
1	M. Derenalagi	Fiji	406	2.0
2	P. Tuipulotu	New Zealand	253	1.6
3	W. Dearn	Japan	625	1.5
4	G. Lucchesi	Italy	302	1.3
5	N. Frost	Australia	396	1.2
6	T. Reffell	Wales	536	1.2
7	T. Beirne	Ireland	470	1.2
8	L. Cannone	Italy	290	1.1
9	T. Vaa'i	New Zealand	585	1.1
10	L. Salakaia-Loto	Australia	367	1.1

*Minimum 240 minutes played **Minimum 5 tackles / 80



PLAYER RANKINGS - DISCIPLINE

2024 INTERNATIONALS

PENS CONCEDED

		Games	Total	
1	J. Slipper	Australia	6	7
1	D. van der Merwe	Scotland	8	7
1	H. Wilson	Australia	7	7
1	H. Hetet	Fiji	7	7
1	G. Brown	Scotland	4	7
1	S. Takeuchi	Japan	8	7
1	R. Vintcent	Italy	7	7
1	W. Sitti	New Zealand	7	7
9	S. Cane	New Zealand	7	6
9	P. Schoeman	Scotland	9	6
9	J. Montoya	Argentina	7	6
9	P. du Toit	South Africa	8	6
9	S. Waqa	Japan	6	6
9	G. Zilocchi	Italy	6	6
9	W. Stuart	England	9	6
9	H. Paisami	Australia	7	6
9	J. Barrett	New Zealand	9	6
9	E. Blackadder	New Zealand	4	6
9	M. Lamaro	Italy	8	6
9	C. Clarke	New Zealand	6	6
9	S. Tawake	Fiji	6	6
9	E. Ashman	Scotland	8	6
9	T. Ikanivere	Fiji	7	6

		Minutes	Per 80*	
1	J. Sclavi	Argentina	270	2.7
2	A. Porter	Ireland	439	2.4
3	H. Hetet	Fiji	240	2.3
4	G. Lucchesi	Italy	302	2.1
5	Z. Fagerson	Scotland	401	1.8
6	E. Ashman	Scotland	273	1.8
7	S. Waqa	Japan	286	1.7
8	T. Tupou	Australia	255	1.6
8	T. Williams	New Zealand	408	1.6
10	E. Blackadder	New Zealand	309	1.6

CARDS

		Games	Yellows	
1	K. Arendse	South Africa	7	3
2	A. Kellaway	Australia	9	2
2	P. O'Mahony	Ireland	6	2
2	A. Lienert-Brown	New Zealand	11	2
2	C. Clarke	New Zealand	6	2
2	A. Fassi	South Africa	6	2
2	E. Ashman	Scotland	8	2
8	E. Daly	England	5	1
8	U. Atonio	France	5	1
8	W. Le Roux	South Africa	4	1
8	O. Tu'ungafasi	New Zealand	8	1
8	J. Wiese	South Africa	4	1
8	D. van der Merwe	Scotland	8	1
8	M. Marx	South Africa	9	1
8	J. Kriel	South Africa	9	1

		Games	Reds	
1	P. Matera	Argentina	9	1
1	J. Danty	France	3	1
1	A. Esterhuizen	South Africa	2	1
1	P. Willemse	France	1	1
1	C. Ewels	England	1	1
1	A. Cocagi	Fiji	1	1
1	F. Daugunu	Australia	4	1
1	K. Shimokawa	Japan	6	1

*Minimum 240 minutes played



PLAYER COMPARISON
2024 INTERNATIONALS
WALES & FIJI

PLAYER COMPARISON - POINTS

2024 INTERNATIONALS

POINTS							
WALES			FIJI				
		Games	Total				
1	S. Costelow	7	21	1	C. Muntz	6	48
2	B. Thomas	2	15	2	E. Canakaivata	7	20
2	R. Dyer	8	15	3	T. Ikanivere	7	15
2	D. Lake	3	15	3	I. Masi	4	15
5	I. Lloyd	5	12	3	K. Salawa	7	15
				3	V. Karawalevu	5	15

TRIES							
WALES			FIJI				
		Games	Total				
1	R. Dyer	8	3	1	E. Canakaivata	7	4
1	D. Lake	3	3	2	T. Ikanivere	7	3
3	A. Mann	5	2	2	I. Masi	4	3
4	L. Williams	3	1	2	K. Salawa	7	3
4	E. Dee	5	1	2	V. Karawalevu	5	3
4	T. Williams	5	1				
4	W. Rowlands	4	1				
4	J. Botham	4	1				
4	A. Wainwright	7	1				
4	J. Roberts	1	1				
4	M. Grady	8	1				

GOAL KICKING*									
WALES				FIJI					
		Made	Missed	%					
1	S. Costelow	9	1	90.0%	1	C. Muntz	21	6	77.8%
2	B. Thomas	6	1	85.7%	2	V. Botitu	2	3	40.0%
2	I. Lloyd	6	1	85.7%					

*Minimum 5 Kicks at Goal

PLAYER COMPARISON - CARRIES

2024 INTERNATIONALS

CARRIES							
WALES			FIJI				
		Games	Total				
1	A. Wainwright	7	82	1	T. Ikanivere	7	72
2	C. Winnett	7	72	2	E. Canakaivata	7	63
3	T. Reffell	7	47	3	I. Tabuavou	7	50
4	R. Dyer	8	44	4	V. Karawalevu	5	48
5	N. Tompkins	6	42	5	K. Salawa	7	44
5	E. Dee	5	42				

METRES							
WALES			FIJI				
		Games	Total				
1	A. Wainwright	7	471.0	1	V. Karawalevu	5	530.7
2	C. Winnett	7	453.3	2	T. Ikanivere	7	434.3
3	R. Dyer	8	430.6	3	I. Masi	4	408.1
4	M. Grady	8	329.5	4	K. Salawa	7	404.9
5	N. Tompkins	6	207.3	5	E. Canakaivata	7	360.5

DEFENDERS BEATEN							
WALES			FIJI				
		Games	Total				
1	R. Dyer	8	23	1	I. Tabuavou	7	15
2	A. Wainwright	7	13	1	K. Salawa	7	15
3	C. Winnett	7	11	3	I. Droasese	4	14
4	J. Adams	5	10	4	E. Canakaivata	7	11
5	G. North	3	9	5	F. Lomani	7	9
				5	T. Ikanivere	7	9
				5	V. Karawalevu	5	9

PLAYER COMPARISON - PASSING

2024 INTERNATIONALS

PASSES							
WALES			FIJI				
		Games	Total				
1	T. Williams	5	303	1	F. Lomani	7	396
2	E. Bevan	3	125	2	C. Muntz	6	130
3	K. Hardy	5	110	3	I. Armstrong-Ravula	7	102
4	G. Davies	3	96	4	S. Kuruvoli	3	76
5	S. Costelow	7	94	5	I. Tabuavou	7	43

PASSING ACCURACY%**							
WALES			FIJI				
		Games	Total				
1	K. Hardy	5	99.1%	1	C. Muntz	6	96.9%
2	E. Bevan	3	98.4%	2	F. Lomani	7	96.2%
3	T. Williams	5	97.7%	3	I. Armstrong-Ravula	7	90.2%

OFFLOADS							
WALES			FIJI				
		Games	Total				
1	N. Tompkins	6	5	1	V. Karawalevu	5	7
1	C. Winnett	7	5	2	M. Derenalagi	6	6
3	T. Reffell	7	3	2	K. Salawa	7	6
4	J. Botham	4	2	4	I. Droasese	4	5
4	R. Dyer	8	2	4	I. Masi	4	5
4	S. Costelow	7	2				
4	T. Plumtree	3	2				

PLAYER COMPARISON - KICKS

2024 INTERNATIONALS

KICKS IN PLAY							
WALES			FIJI				
		Games	Total				
1	T. Williams	5	50	1	F. Lomani	7	52
2	S. Costelow	7	39	2	I. Armstrong-Ravula	7	32
3	E. Bevan	3	23	3	C. Muntz	6	25
4	C. Winnett	7	22	4	V. Botitu	2	12
5	I. Lloyd	5	19	5	I. Tabuavou	7	9

KICKING METRES							
WALES			FIJI				
		Games	Total				
1	T. Williams	5	1,358.5	1	F. Lomani	7	1,447.6
2	S. Costelow	7	1,066.0	2	I. Armstrong-Ravula	7	891.8
3	C. Winnett	7	861.7	3	C. Muntz	6	818.5
4	E. Bevan	3	585.5	4	V. Botitu	2	342.8
5	I. Lloyd	5	437.9	5	I. Tabuavou	7	300.0

METRES / KICKS IN PLAY**							
WALES			FIJI				
		Games	Avg*				
1	C. Winnett	7	39.2	1	I. Tabuavou	7	33.3
2	S. Costelow	7	27.3	2	C. Muntz	6	32.7
3	T. Williams	5	27.2	3	V. Karawalevu	5	28.9
				4	I. Armstrong-Ravula	7	27.9
				5	F. Lomani	7	27.8

*Minimum 240 minutes played **Minimum 2 Kicks / 80min

PLAYER COMPARISON - LINEOUTS

2024 INTERNATIONALS

LINEOUTS WON (INC. STEALS)

WALES			FIJI		
	Games	Total		Games	Total
1 D. Jenkins	7	29	1 I. Nasilasila	6	19
2 A. Beard	5	20	2 M. Derenalagi	6	18
2 A. Wainwright	7	20	3 M. Vocevoce	4	17
4 T. Plumtree	3	8	4 T. Mayanavanua	6	11
5 M. Screech	1	6	5 L. Tagitagivalu	2	5

LINEOUT STEALS

WALES			FIJI		
	Games	Total		Games	Total
1 E. Dee	5	1	1 M. Derenalagi	6	6
1 A. Beard	5	1	2 I. Nasilasila	6	3
1 D. Jenkins	7	1	3 T. Mayanavanua	6	2
1 C. Tshiunza	2	1	3 T. Ikanivere	7	2
			5 L. Tagitagivalu	2	1
			5 M. Vocevoce	4	1

LINEOUT THROWS WON

WALES			FIJI		
	Games	Total		Games	Total
1 E. Dee	5	50	1 T. Ikanivere	7	59
2 D. Lake	3	32	2 M. Dolokoto	5	9
3 R. Elias	3	11	3 Z. Togatama	2	2
4 E. Lloyd	5	6	4 I. Armstrong-Ravula	7	1
5 C. Winnett	7	2	4 V. Karawalevu	5	1

PLAYER COMPARISON - TACKLES

2024 INTERNATIONALS

SUCCESSFUL TACKLES							
WALES			FIJI				
		Games	Total				
1	D. Jenkins	7	115	1	I. Nasilasila	6	69
2	T. Reffell	7	113	2	T. Ikanivere	7	57
3	G. Thomas	7	75	3	F. Lomani	7	54
4	A. Wainwright	7	66	4	K. Salawa	7	53
5	S. Costelow	7	53	5	S. Tawake	6	52

DOMINANT TACKLES							
WALES			FIJI				
		Games	Total				
1	R. Dyer	8	6	1	I. Tabuavou	7	7
2	D. Jenkins	7	5	2	T. Mayanavanua	6	6
3	A. Beard	5	4	2	E. Canakaivata	7	6
3	O. Watkin	5	4	4	I. Nasilasila	6	5
3	T. Plumtree	3	4	5	T. Ikanivere	7	4
3	B. Carter	1	4				

TURNOVERS WON							
WALES			FIJI				
		Games	Total				
1	T. Reffell	7	8	1	M. Derenalagi	6	10
2	E. Dee	5	3	2	I. Nasilasila	6	4
3	L. Williams	3	2	3	T. Mayanavanua	6	3
3	A. Beard	5	2	3	L. Tagitagivalu	2	3
3	C. Tshionza	2	2	3	T. Ikanivere	7	3

PLAYER COMPARISON - DISCIPLINE

2024 INTERNATIONALS

PENS CONCEDED

WALES		Games	Total
1	G. Thomas	7	8
2	A. Griffin	3	5
3	J. Adams	5	4
3	D. Lewis	3	4
3	R. Dyer	8	4
3	T. Reffell	7	4
3	T. Plumtree	3	4
3	D. Jenkins	7	4
3	C. Tshiuza	2	4

FIJI		Games	Total
1	H. Hetet	7	7
2	S. Tawake	6	6
2	T. Ikanivere	7	6
4	I. Tabuavou	7	5
5	K. Salawa	7	4

YELLOW CARDS

WALES		Games	Total
1	G. Thomas	7	1
1	A. Wainwright	7	1
1	R. Dyer	8	1
1	M. Grady	8	1

FIJI		Games	Total
1	A. Tuisue	6	1
1	T. Mayanavanua	6	1
1	F. Lomani	7	1
1	A. Vota	4	1
1	T. Ikanivere	7	1

RED CARDS

WALES		Games	Total
-------	--	-------	-------

FIJI		Games	Total
------	--	-------	-------

1	A. Cocagi	1	1
---	-----------	---	---