

Insights by **Sage**



# ***PREVIEW REPORT***

**WALES - AUSTRALIA**

**2024 AUTUMN NATIONS SERIES**

**ROUND 3**

**17/11/2024**





## **WALES vs AUSTRALIA**

2024 AUTUMN NATIONS SERIES



### **OPTA FACTS**

- Australia won 13 straight games against Wales between 2009 and 2017 but since then Wales have had the edge, winning four of seven subsequent meetings (L3).
- Wales lost both of their fixtures against Australia this summer, their first tour down under since 2012, they've not beaten the Wallabies in Australia since 1969, however they have won two of their last three against them in Cardiff.
- Wales have lost all nine of their Test matches played in 2024, already their joint-most in a non-World Cup year, alongside 2010 and 2022, while they have lost each of their last 10 overall, their joint-longest such run alongside another 10-game stretch from 2002-2003, however, each of their last three losses have come by margins of fewer than 10 points.
- This will be the 12th time that Warren Gatland and Joe Schmidt have faced off against one another as head coaches in men's Test rugby – only Graham Henry and Robbie Deans (15) and Michael Cheika and Steve Hansen (14) have faced each other more often in matches between two Tier 1 nations, with the record currently standing at three wins for Gatland and seven for Schmidt, alongside one draw.
- Australia scored 42 points against England last week (42-37), their most against a European team in Europe since scoring 50 against Italy in November 2013 (50-20) – the Wallabies scored five tries in that game, their most against a Six Nations side since June 2017 (6 v Italy).
- Australia were the only team to convert 90%+ of their place-kick attempts in The Rugby Championship this year (91%, 21/23), while Wales were one of two teams to slot 90%+ of their attempts in the 2024 Guinness Men's Six Nations (92%, 11/12, also Scotland).
- Wales were one of three teams to win 100% of their own lineouts in the most recent round of Autumn Nations Series fixtures (18/18) and also gained more maul metres than any other team last weekend (37).
- Australia made five turnover-winning tackles against England last weekend, the joint-most of any team in the most recent round of Autumn Nations Series fixtures (also Ireland); the Wallabies also won more tackle turnovers than any other side in The Rugby Championship this year (17).
- Tommy Reffell has won an average of 1.7 turnovers per 80 minutes played for Wales in 2024, the highest rate among the 166 players to have featured in 320 minutes of men's Tier 1 rugby this year – the back-row has won at least one turnover in six of his eight Tests played this year, however, the two he didn't win any in were both against Australia.
- Australia's Angus Bell beat nine defenders against England last weekend, the most by any prop in a men's Tier 1 match since Opta have recorded this data and the most by any Wallaby in a Test match since Marika Koroibete beat 11 against Georgia in the 2019 Rugby World Cup.

# MATCH SQUADS

2024 AUTUMN NATIONS SERIES

| Wales            | #  | Australia             |
|------------------|----|-----------------------|
| Cameron Winnett  | 15 | Tom Wright            |
| Tom Rogers       | 14 | Andrew Kellaway       |
| Max Llewellyn    | 13 | Len Ikitau            |
| Ben Thomas       | 12 | Samu Kerevi           |
| Blair Murray     | 11 | Max Jorgensen         |
| Gareth Anscombe  | 10 | Noah Lolesio          |
| Ellis Bevan      | 9  | Nic White             |
| Gareth Thomas    | 1  | Angus Bell            |
| Dewi Lake        | 2  | Matt Faessler         |
| Archie Griffin   | 3  | Allan Alaalatoa       |
| Will Rowlands    | 4  | Nick Frost            |
| Adam Beard       | 5  | Will Skelton          |
| James Botham     | 6  | Seru Uru              |
| Jac Morgan       | 7  | Fraser McReight       |
| Aaron Wainwright | 8  | Rob Valetini          |
| Ryan Elias       | 16 | Brandon Paenga-Amosa  |
| Nicky Smith      | 17 | James Slipper         |
| Keiron Assiratti | 18 | Zane Nonggorr         |
| Christ Tshiunza  | 19 | Lukhan Salakaia-Loto  |
| Tommy Reffell    | 20 | Langi Gleeson         |
| Rhodri Williams  | 21 | Tate McDermott        |
| Sam Costelow     | 22 | Ben Donaldson         |
| Eddie James      | 23 | Joseph-Aukuso Suaalii |



# WALES MATCH SQUAD DETAILS

2024 AUTUMN NATIONS SERIES

| #  | Player           | Age | Height | Weight | Caps | Points | Tries |
|----|------------------|-----|--------|--------|------|--------|-------|
| 15 | Cameron Winnett  | 21  | 180    | 84     | 8    | 0      | 0     |
| 14 | Tom Rogers       | 25  | 186    | 86     | 4    | 0      | 0     |
| 13 | Max Llewellyn    | 25  | 196    | 105    | 3    | 0      | 0     |
| 12 | Ben Thomas       | 25  | 183    | 92     | 5    | 19     | 0     |
| 11 | Blair Murray     | 23  | 173    | 75     | 1    | 5      | 1     |
| 10 | Gareth Anscombe  | 33  | 183    | 90     | 38   | 145    | 0     |
| 9  | Ellis Bevan      | 24  | 180    | 88     | 4    | 5      | 1     |
| 1  | Gareth Thomas    | 31  | 188    | 120    | 34   | 0      | 0     |
| 2  | Dewi Lake        | 25  | 185    | 114    | 16   | 30     | 6     |
| 3  | Archie Griffin   | 23  | 190    | 124    | 4    | 0      | 0     |
| 4  | Will Rowlands    | 33  | 203    | 125    | 34   | 15     | 3     |
| 5  | Adam Beard       | 28  | 203    | 117    | 57   | 0      | 0     |
| 6  | James Botham     | 26  | 191    | 104    | 14   | 10     | 2     |
| 7  | Jac Morgan       | 24  | 180    | 102    | 16   | 30     | 6     |
| 8  | Aaron Wainwright | 27  | 189    | 106    | 51   | 10     | 2     |
| 16 | Ryan Elias       | 29  | 186    | 107    | 42   | 20     | 4     |
| 17 | Nicky Smith      | 30  | 183    | 111    | 47   | 15     | 3     |
| 18 | Keiron Assiratti | 27  | 183    | 118    | 8    | 0      | 0     |
| 19 | Christ Tshiunza  | 22  | 198    | 114    | 13   | 0      | 0     |
| 20 | Tommy Reffell    | 25  | 184    | 98     | 21   | 5      | 1     |
| 21 | Rhodri Williams  | 31  | 176    | 81     | 3    | 5      | 1     |
| 22 | Sam Costelow     | 23  | 173    | 81     | 16   | 45     | 0     |
| 23 | Eddie James      | 22  | 193    | 103    | 1    | 0      | 0     |

# AUSTRALIA MATCH SQUAD DETAILS

2024 AUTUMN NATIONS SERIES

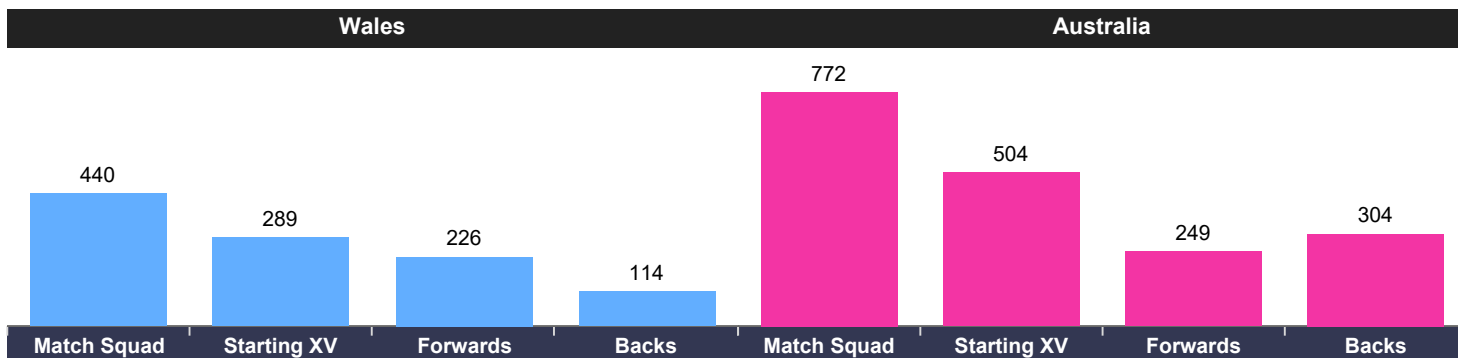


| #  | Player                | Age | Height | Weight | Caps | Points | Tries |
|----|-----------------------|-----|--------|--------|------|--------|-------|
| 15 | Tom Wright            | 27  | 187    | 98     | 34   | 35     | 7     |
| 14 | Andrew Kellaway       | 29  | 183    | 94     | 36   | 65     | 13    |
| 13 | Len Ikitau            | 26  | 182    | 96     | 36   | 25     | 5     |
| 12 | Samu Kerevi           | 31  | 186    | 108    | 49   | 50     | 10    |
| 11 | Max Jorgensen         | 20  | 181    | 88     | 4    | 5      | 1     |
| 10 | Noah Lolesio          | 24  | 181    | 89     | 26   | 193    | 2     |
| 9  | Nic White             | 34  | 175    | 78     | 70   | 46     | 6     |
| 1  | Angus Bell            | 24  | 192    | 125    | 34   | 5      | 1     |
| 2  | Matt Faessler         | 25  | 182    | 111    | 13   | 5      | 1     |
| 3  | Allan Alaalatoa       | 30  | 185    | 123    | 77   | 5      | 1     |
| 4  | Nick Frost            | 25  | 206    | 120    | 22   | 0      | 0     |
| 5  | Will Skelton          | 32  | 203    | 135    | 30   | 10     | 2     |
| 6  | Seru Uru              | 27  | 197    | 107    | 1    | 0      | 0     |
| 7  | Fraser McReight       | 25  | 186    | 108    | 23   | 50     | 10    |
| 8  | Rob Valetini          | 26  | 193    | 117    | 49   | 25     | 5     |
| 16 | Brandon Paenga-Amosa  | 28  | 183    | 117    | 17   | 5      | 1     |
| 17 | James Slipper         | 35  | 186    | 117    | 141  | 15     | 3     |
| 18 | Zane Nonggorr         | 23  | 186    | 129    | 8    | 0      | 0     |
| 19 | Lukhan Salakaia-Loto  | 28  | 201    | 124    | 38   | 10     | 2     |
| 20 | Langi Gleeson         | 23  | 188    | 110    | 11   | 0      | 0     |
| 21 | Tate McDermott        | 26  | 176    | 84     | 38   | 15     | 3     |
| 22 | Ben Donaldson         | 25  | 185    | 86     | 14   | 83     | 2     |
| 23 | Joseph-Aukuso Suaalii | 21  | 196    | 98     | 1    | 0      | 0     |

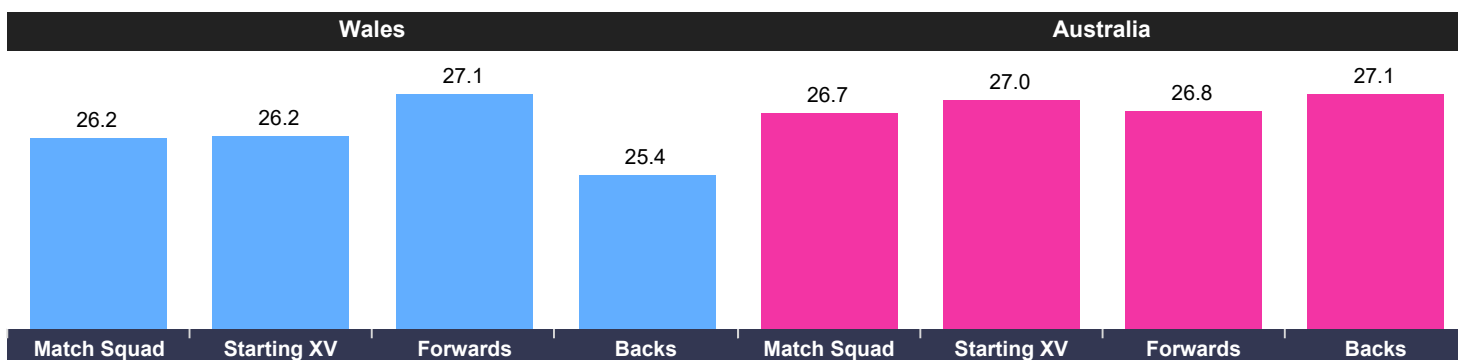
# MATCH SQUAD - SQUAD COMPARISON

2024 AUTUMN NATIONS SERIES

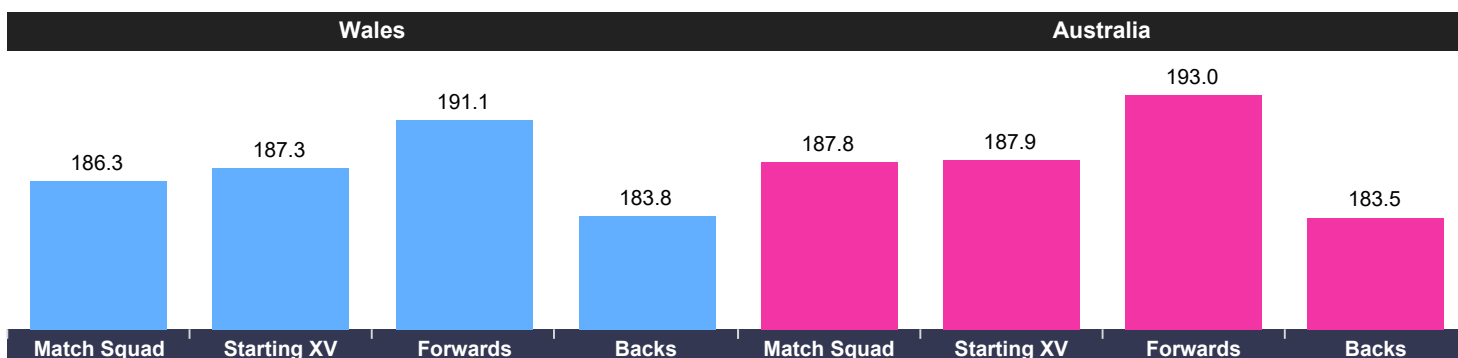
## CAPS - TOTAL



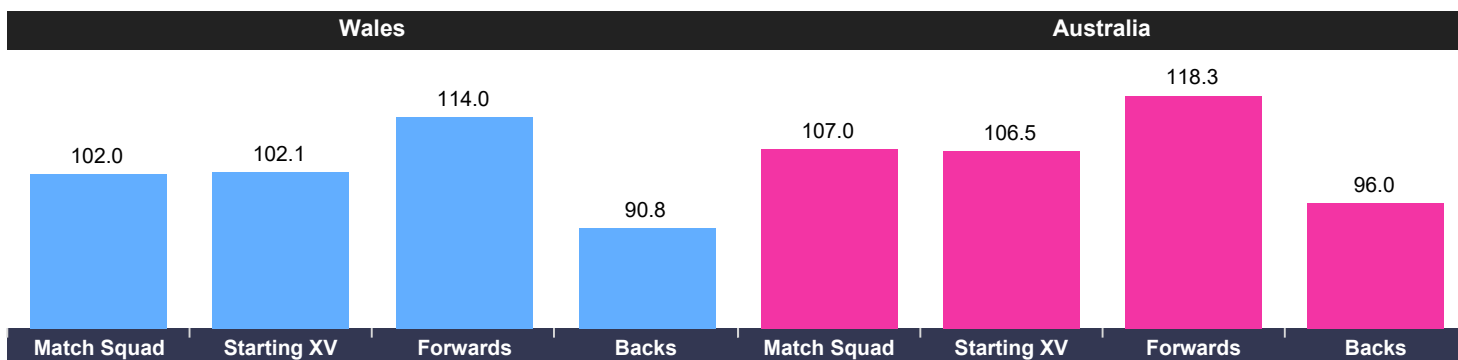
## AGE - AVERAGES



## HEIGHT - AVERAGES



## WEIGHT - AVERAGES



## LAST MATCH DETAILS

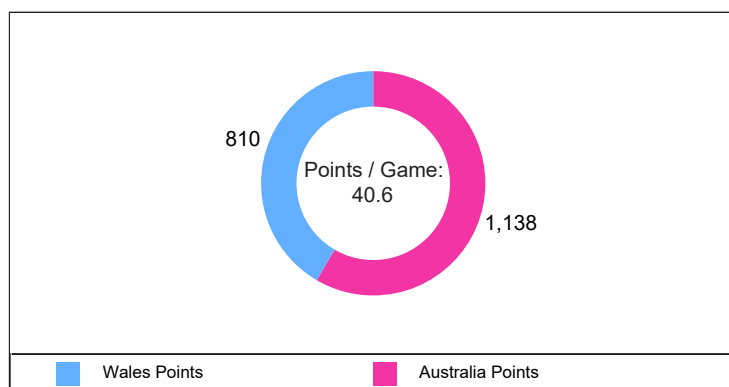
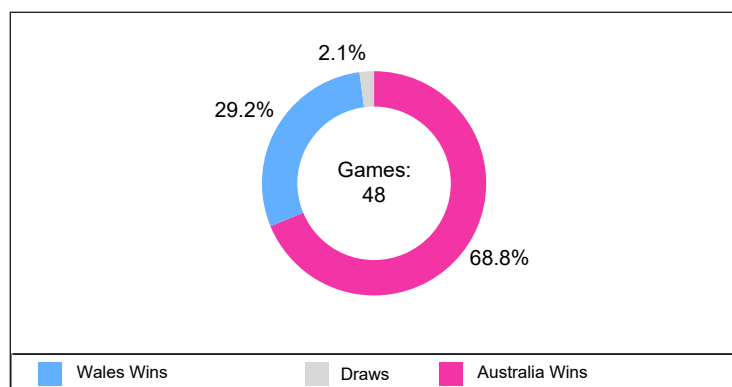
| WALES Autumn Nations Series v Fiji (10/11/2024) 19-24 (L) |                  |         |           |          |              |           |            |          |
|---|------------------|---------|-----------|----------|--------------|-----------|------------|----------|
| #   | Player           | Minutes | Points    | Tries    | Ball Carries | Kicks     | Tackles    | Cards    |
| 15  | Cameron Winnett  | 80      | 0         | 0        | 17           | 4         | 3          | 0        |
| 14  | Mason Grady      | 18      | 0         | 0        | 3            | 0         | 1          | 0        |
| 13  | Max Llewellyn    | 80      | 0         | 0        | 10           | 0         | 10         | 0        |
| 12  | Ben Thomas       | 80      | 0         | 0        | 6            | 0         | 17         | 0        |
| 11  | Blair Murray     | 80      | 5         | 1        | 8            | 1         | 7          | 0        |
| 10  | Gareth Anscombe  | 64      | 2         | 0        | 6            | 5         | 8          | 0        |
| 9   | Tomos Williams   | 80      | 0         | 0        | 3            | 12        | 11         | 0        |
| 1   | Gareth Thomas    | 45      | 0         | 0        | 3            | 0         | 14         | 0        |
| 2   | Dewi Lake        | 45      | 0         | 0        | 12           | 0         | 16         | 0        |
| 3   | Archie Griffin   | 45      | 0         | 0        | 4            | 0         | 11         | 0        |
| 4   | Will Rowlands    | 61      | 0         | 0        | 10           | 0         | 12         | 0        |
| 5   | Adam Beard       | 80      | 0         | 0        | 7            | 0         | 17         | 0        |
| 6   | Taine Plumtree   | 80      | 0         | 0        | 9            | 0         | 24         | 0        |
| 7   | Tommy Reffell    | 35      | 0         | 0        | 4            | 0         | 11         | 1        |
| 8   | Aaron Wainwright | 61      | 0         | 0        | 11           | 0         | 12         | 0        |
| 16  | Ryan Elias       | 35      | 0         | 0        | 4            | 0         | 6          | 0        |
| 17  | Nicky Smith      | 35      | 0         | 0        | 2            | 0         | 9          | 0        |
| 18  | Keiron Assiratti | 35      | 0         | 0        | 1            | 0         | 4          | 0        |
| 19  | Christ Tshiunza  | 19      | 0         | 0        | 0            | 0         | 5          | 0        |
| 20  | James Botham     | 19      | 0         | 0        | 4            | 0         | 5          | 0        |
| 21  | Jac Morgan       | 35      | 0         | 0        | 3            | 0         | 12         | 0        |
| 22  | Ellis Bevan      | 16      | 5         | 1        | 2            | 0         | 3          | 0        |
| 23  | Sam Costelow     | 62      | 0         | 0        | 1            | 0         | 5          | 0        |
| <b>Team Total</b>   |                  | -       | <b>12</b> | <b>2</b> | <b>130</b>   | <b>22</b> | <b>223</b> | <b>1</b> |

| AUSTRALIA Autumn Nations Series v England (09/11/2024) 37-42 (W) |                       |         |           |          |              |           |            |          |
|--|-----------------------|---------|-----------|----------|--------------|-----------|------------|----------|
| #  | Player                | Minutes | Points    | Tries    | Ball Carries | Kicks     | Tackles    | Cards    |
| 15   | Tom Wright            | 80      | 5         | 1        | 13           | 3         | 6          | 0        |
| 14   | Andrew Kellaway       | 80      | 5         | 1        | 4            | 1         | 12         | 0        |
| 13   | Joseph-Aukuso Suaalii | 80      | 0         | 0        | 7            | 0         | 10         | 0        |
| 12   | Len Ikitau            | 80      | 0         | 0        | 11           | 1         | 12         | 0        |
| 11   | Dylan Pietsch         | 47      | 0         | 0        | 8            | 1         | 1          | 0        |
| 10   | Noah Lolesio          | 71      | 13        | 0        | 9            | 10        | 4          | 0        |
| 9  | Jake Gordon           | 55      | 0         | 0        | 5            | 2         | 5          | 0        |
| 1  | Angus Bell            | 71      | 0         | 0        | 14           | 0         | 12         | 0        |
| 2  | Matt Faessler         | 60      | 0         | 0        | 3            | 0         | 11         | 0        |
| 3  | Taniela Tupou         | 45      | 0         | 0        | 7            | 0         | 5          | 0        |
| 4  | Nick Frost            | 80      | 0         | 0        | 9            | 0         | 19         | 0        |
| 5  | Jeremy Williams       | 60      | 5         | 1        | 9            | 0         | 11         | 0        |
| 6  | Rob Valetini          | 80      | 0         | 0        | 13           | 0         | 11         | 0        |
| 7  | Fraser McReight       | 80      | 0         | 0        | 12           | 0         | 18         | 0        |
| 8  | Harry Wilson          | 65      | 5         | 1        | 16           | 0         | 15         | 0        |
| 16   | Brandon Paenga-Amosa  | 20      | 0         | 0        | 1            | 0         | 5          | 0        |
| 17   | James Slipper         | 9       | 0         | 0        | 0            | 0         | 2          | 0        |
| 18   | Allan Alaalatoa       | 35      | 0         | 0        | 5            | 0         | 9          | 0        |
| 19   | Lukhan Salakaia-Loto  | 20      | 0         | 0        | 2            | 0         | 5          | 0        |
| 20   | Langi Gleeson         | 15      | 0         | 0        | 4            | 0         | 3          | 0        |
| 21   | Tate McDermott        | 25      | 0         | 0        | 6            | 6         | 0          | 0        |
| 22   | Ben Donaldson         | 9       | 4         | 0        | 0            | 1         | 1          | 0        |
| 23   | Max Jorgensen         | 33      | 5         | 1        | 3            | 0         | 5          | 0        |
| <b>Team Total</b>  |                       | -       | <b>42</b> | <b>5</b> | <b>161</b>   | <b>25</b> | <b>182</b> | <b>0</b> |

# HEAD TO HEAD

All Time

|                    | Games | Wales Wins | Draws | Australia Wins |
|--------------------|-------|------------|-------|----------------|
| Overall:           | 48    | 14         | 1     | 33             |
| Wales at Home:     | 29    | 10         | 1     | 18             |
| Australia at Home: | 14    | 1          | 0     | 13             |
| Neutral Venue:     | 5     | 3          | 0     | 2              |



## LAST 10 MEETINGS

| Year | Date       | Team      | Score | Opposition | Venue                | Winner    |
|------|------------|-----------|-------|------------|----------------------|-----------|
| 2024 | 13/07/2024 | Australia | 36-28 | Wales      | AAMI Park            | Australia |
| 2024 | 06/07/2024 | Australia | 25-16 | Wales      | Allianz Stadium      | Australia |
| 2023 | 24/09/2023 | Australia | 6-40  | Wales      | Parc OL              | Wales     |
| 2022 | 26/11/2022 | Wales     | 34-39 | Australia  | Principality Stadium | Australia |
| 2021 | 20/11/2021 | Wales     | 29-28 | Australia  | Principality Stadium | Wales     |
| 2019 | 29/09/2019 | Australia | 25-29 | Wales      | Tokyo                | Wales     |
| 2018 | 10/11/2018 | Wales     | 9-6   | Australia  | Principality Stadium | Wales     |
| 2017 | 11/11/2017 | Wales     | 21-29 | Australia  | Principality Stadium | Australia |
| 2016 | 05/11/2016 | Wales     | 8-32  | Australia  | Principality Stadium | Australia |
| 2015 | 10/10/2015 | Australia | 15-6  | Wales      | Twickenham           | Australia |

# RESULTS

Since 2023

| WALES          |              |                       |     |        |             |             |            |            |
|----------------|--------------|-----------------------|-----|--------|-------------|-------------|------------|------------|
| Date           | Opponent     | Comp                  | H/A | Result | F           | A           | TF         | TA         |
| 04/02/2023     | Ireland      | Six Nations           | H   | L      | 10          | 34          | 1          | 4          |
| 11/02/2023     | Scotland     | Six Nations           | A   | L      | 7           | 35          | 1          | 5          |
| 25/02/2023     | England      | Six Nations           | H   | L      | 10          | 20          | 1          | 3          |
| 11/03/2023     | Italy        | Six Nations           | A   | W      | 29          | 17          | 4          | 2          |
| 18/03/2023     | France       | Six Nations           | A   | L      | 28          | 41          | 4          | 5          |
| 05/08/2023     | England      | International         | H   | W      | 20          | 9           | 2          | 0          |
| 12/08/2023     | England      | International         | A   | L      | 17          | 19          | 2          | 1          |
| 19/08/2023     | South Africa | International         | H   | L      | 16          | 52          | 1          | 8          |
| 10/09/2023     | Fiji         | RWC                   | H   | W      | 32          | 26          | 4          | 4          |
| 16/09/2023     | Portugal     | RWC                   | H   | W      | 28          | 8           | 4          | 1          |
| 24/09/2023     | Australia    | RWC                   | H   | W      | 40          | 6           | 3          | 0          |
| 07/10/2023     | Georgia      | RWC                   | H   | W      | 43          | 19          | 6          | 3          |
| 14/10/2023     | Argentina    | RWC                   | H   | L      | 17          | 29          | 2          | 2          |
| 03/02/2024     | Scotland     | Six Nations           | H   | L      | 26          | 27          | 4          | 3          |
| 10/02/2024     | England      | Six Nations           | A   | L      | 14          | 16          | 2          | 2          |
| 24/02/2024     | Ireland      | Six Nations           | A   | L      | 7           | 31          | 1          | 4          |
| 10/03/2024     | France       | Six Nations           | H   | L      | 24          | 45          | 3          | 5          |
| 16/03/2024     | Italy        | Six Nations           | H   | L      | 21          | 24          | 3          | 2          |
| 22/06/2024     | South Africa | International         | A   | L      | 13          | 41          | 1          | 5          |
| 06/07/2024     | Australia    | International         | A   | L      | 16          | 25          | 1          | 3          |
| 13/07/2024     | Australia    | International         | A   | L      | 28          | 36          | 4          | 4          |
| 10/11/2024     | Fiji         | Autumn Nations Series | H   | L      | 19          | 24          | 3          | 2          |
| <b>Average</b> |              |                       |     |        | <b>18.4</b> | <b>29.1</b> | <b>2.3</b> | <b>3.3</b> |

| AUSTRALIA      |              |                        |     |        |             |             |            |            |
|----------------|--------------|------------------------|-----|--------|-------------|-------------|------------|------------|
| Date           | Opponent     | Comp                   | H/A | Result | F           | A           | TF         | TA         |
| 08/07/2023     | South Africa | The Rugby Championship | A   | L      | 12          | 43          | 2          | 6          |
| 15/07/2023     | Argentina    | The Rugby Championship | H   | L      | 31          | 34          | 4          | 4          |
| 29/07/2023     | New Zealand  | The Rugby Championship | H   | L      | 7           | 38          | 1          | 6          |
| 05/08/2023     | New Zealand  | International          | A   | L      | 20          | 23          | 2          | 2          |
| 27/08/2023     | France       | International          | A   | L      | 17          | 41          | 3          | 4          |
| 09/09/2023     | Georgia      | RWC                    | H   | W      | 35          | 15          | 4          | 2          |
| 17/09/2023     | Fiji         | RWC                    | H   | L      | 15          | 22          | 2          | 1          |
| 24/09/2023     | Wales        | RWC                    | A   | L      | 6           | 40          | 0          | 3          |
| 01/10/2023     | Portugal     | RWC                    | H   | W      | 34          | 14          | 5          | 2          |
| 06/07/2024     | Wales        | International          | H   | W      | 25          | 16          | 3          | 1          |
| 13/07/2024     | Wales        | International          | H   | W      | 36          | 28          | 4          | 4          |
| 20/07/2024     | Georgia      | International          | H   | W      | 40          | 29          | 6          | 4          |
| 10/08/2024     | South Africa | The Rugby Championship | H   | L      | 7           | 33          | 1          | 5          |
| 17/08/2024     | South Africa | The Rugby Championship | H   | L      | 12          | 30          | 0          | 4          |
| 31/08/2024     | Argentina    | The Rugby Championship | A   | W      | 20          | 19          | 2          | 1          |
| 07/09/2024     | Argentina    | The Rugby Championship | A   | L      | 27          | 67          | 3          | 9          |
| 21/09/2024     | New Zealand  | The Rugby Championship | H   | L      | 28          | 31          | 4          | 4          |
| 28/09/2024     | New Zealand  | The Rugby Championship | A   | L      | 13          | 33          | 1          | 5          |
| 09/11/2024     | England      | Autumn Nations Series  | A   | W      | 42          | 37          | 5          | 5          |
| <b>Average</b> |              |                        |     |        | <b>23.9</b> | <b>32.3</b> | <b>2.8</b> | <b>4.0</b> |

## FORM - WALES

All Competitions

| WALES          |            |           |                       |       |            |             |
|----------------|------------|-----------|-----------------------|-------|------------|-------------|
| Record         | Date       | Opponent  | Comp                  | Score | Days Since | Games Since |
| Last Win       | 07/10/2023 | Georgia   | RWC                   | 43-19 | 405        | 10          |
| Last Loss      | 10/11/2024 | Fiji      | Autumn Nations Series | 19-24 | 5          | 0           |
| Last Home Win  | 07/10/2023 | Georgia   | RWC                   | 43-19 | 405        | 10          |
| Last Home Loss | 10/11/2024 | Fiji      | Autumn Nations Series | 19-24 | 5          | 0           |
| Last Away Win  | 11/03/2023 | Italy     | Six Nations           | 29-17 | 615        | 18          |
| Last Away Loss | 13/07/2024 | Australia | International         | 28-36 | 125        | 1           |

| AUSTRALIA      |            |             |                        |       |            |             |
|----------------|------------|-------------|------------------------|-------|------------|-------------|
| Record         | Date       | Opponent    | Comp                   | Score | Days Since | Games Since |
| Last Win       | 09/11/2024 | England     | Autumn Nations Series  | 42-37 | 6          | 0           |
| Last Loss      | 28/09/2024 | New Zealand | The Rugby Championship | 13-33 | 48         | 1           |
| Last Home Win  | 20/07/2024 | Georgia     | International          | 40-29 | 118        | 7           |
| Last Home Loss | 21/09/2024 | New Zealand | The Rugby Championship | 28-31 | 55         | 2           |
| Last Away Win  | 09/11/2024 | England     | Autumn Nations Series  | 42-37 | 6          | 0           |
| Last Away Loss | 28/09/2024 | New Zealand | The Rugby Championship | 13-33 | 48         | 1           |

## LAST MEETING - STATISTICS

### Australia 36-28 Wales (2024-07-13 - International)

| Australia |                          | Wales |
|-----------|--------------------------|-------|
| 4         | Tries                    | 4     |
| 2         | Conversions              | 4     |
| 4         | Penalty Goals            | 0     |
| 115       | Ball Carries             | 115   |
| 4         | Offloads                 | 6     |
| 5         | Line Breaks              | 4     |
| 12        | Defenders Beaten         | 9     |
| 736       | Carry Metres             | 624   |
| 141       | Total Tackles            | 159   |
| 9         | Missed Tackle            | 12    |
| 5         | Turnovers Won            | 2     |
| 11        | Turnover Conceded        | 11    |
| 9         | Lineouts Won             | 9     |
| 2         | Lineouts Lost            | 3     |
| 8         | Total Penalties Conceded | 13    |
| 29        | Kicks in Play            | 23    |

| #  | Player               | Minutes Played | Tries | Points | Ball Carries | Defenders Beaten | Tackles | Tackles - Success | Turnovers Won | Pens Conceded |
|----|----------------------|----------------|-------|--------|--------------|------------------|---------|-------------------|---------------|---------------|
| 15 | Tom Wright           | 80             | 0     | 0      | 11           | 0                | 4       | 3                 | 0             | 0             |
| 14 | Andrew Kellaway      | 80             | 0     | 0      | 4            | 2                | 5       | 2                 | 0             | 0             |
| 13 | Josh Flook           | 80             | 0     | 0      | 4            | 2                | 10      | 9                 | 0             | 0             |
| 12 | Hunter Paisami       | 80             | 0     | 0      | 9            | 1                | 12      | 11                | 0             | 0             |
| 11 | Filipo Daugunu       | 80             | 2     | 10     | 15           | 3                | 5       | 5                 | 0             | 1             |
| 10 | Noah Lolesio         | 71             | 0     | 13     | 3            | 0                | 1       | 0                 | 0             | 0             |
| 9  | Jake Gordon          | 61             | 1     | 5      | 1            | 0                | 5       | 4                 | 0             | 0             |
| 1  | James Slipper        | 55             | 0     | 0      | 9            | 0                | 8       | 8                 | 0             | 0             |
| 2  | Matt Faessler        | 60             | 0     | 0      | 8            | 1                | 12      | 12                | 0             | 1             |
| 3  | Taniela Tupou        | 41             | 0     | 0      | 6            | 1                | 5       | 4                 | 0             | 1             |
| 4  | Jeremy Williams      | 59             | 0     | 0      | 8            | 0                | 10      | 10                | 0             | 1             |
| 5  | Lukhan Salakaia-Loto | 72             | 0     | 0      | 7            | 0                | 16      | 14                | 0             | 1             |
| 6  | Rob Valetini         | 80             | 0     | 0      | 12           | 2                | 5       | 5                 | 1             | 1             |
| 7  | Fraser McReight      | 80             | 0     | 0      | 4            | 0                | 16      | 15                | 2             | 0             |
| 8  | Charlie Cale         | 59             | 0     | 0      | 8            | 0                | 7       | 6                 | 1             | 0             |
| 16 | Josh Nasser          | 20             | 0     | 0      | 0            | 0                | 4       | 3                 | 0             | 0             |
| 17 | Isaac Kailea         | 25             | 0     | 0      | 4            | 0                | 10      | 8                 | 0             | 0             |
| 18 | Allan Alaalatoa      | 40             | 1     | 5      | 2            | 0                | 8       | 6                 | 0             | 1             |
| 19 | Angus Blyth          | 21             | 0     | 0      | 0            | 0                | 4       | 4                 | 0             | 1             |
| 20 | Langi Gleeson        | 21             | 0     | 0      | 0            | 0                | 2       | 1                 | 1             | 0             |
| 21 | Nic White            | 19             | 0     | 0      | 0            | 0                | 2       | 2                 | 0             | 0             |
| 22 | Ben Donaldson        | 9              | 0     | 3      | 0            | 0                | 0       | 0                 | 0             | 0             |
| 23 | Dylan Pietsch        | 0              | 0     | 0      | 0            | 0                | 0       | 0                 | 0             | 0             |

| #  | Player           | Minutes | Tries | Points | Ball Carries | Defenders Beaten | Tackles | Tackles - Success | Turnovers Won | Pens Conceded |
|----|------------------|---------|-------|--------|--------------|------------------|---------|-------------------|---------------|---------------|
| 15 | Cameron Winnett  | 80      | 0     | 0      | 10           | 0                | 1       | 1                 | 0             | 1             |
| 14 | Liam Williams    | 68      | 1     | 5      | 2            | 2                | 5       | 5                 | 1             | 1             |
| 13 | Owen Watkin      | 80      | 0     | 0      | 5            | 2                | 12      | 9                 | 0             | 1             |
| 12 | Mason Grady      | 80      | 0     | 0      | 8            | 0                | 4       | 4                 | 0             | 0             |
| 11 | Rio Dyer         | 80      | 1     | 5      | 5            | 3                | 4       | 3                 | 0             | 0             |
| 10 | Ben Thomas       | 60      | 0     | 6      | 6            | 0                | 6       | 5                 | 0             | 0             |
| 9  | Ellis Bevan      | 60      | 0     | 0      | 1            | 0                | 4       | 4                 | 0             | 0             |
| 1  | Gareth Thomas    | 80      | 0     | 0      | 5            | 0                | 19      | 18                | 0             | 1             |
| 2  | Dewi Lake        | 68      | 2     | 10     | 13           | 0                | 11      | 9                 | 1             | 0             |
| 3  | Archie Griffin   | 75      | 0     | 0      | 10           | 1                | 14      | 13                | 0             | 4             |
| 4  | Christ Tshiuza   | 80      | 0     | 0      | 1            | 0                | 14      | 12                | 0             | 1             |
| 5  | Dafydd Jenkins   | 64      | 0     | 0      | 3            | 0                | 17      | 16                | 0             | 1             |
| 6  | James Botham     | 80      | 0     | 0      | 19           | 0                | 15      | 12                | 0             | 1             |
| 7  | Tommy Reffell    | 80      | 0     | 0      | 7            | 0                | 19      | 17                | 0             | 1             |
| 8  | Taine Plumtree   | 80      | 0     | 0      | 12           | 0                | 14      | 10                | 0             | 0             |
| 16 | Evan Lloyd       | 12      | 0     | 0      | 1            | 0                | 2       | 2                 | 0             | 0             |
| 17 | Kemsley Mathias  | 0       | 0     | 0      | 0            | 0                | 0       | 0                 | 0             | 0             |
| 18 | Harri O'Connor   | 6       | 0     | 0      | 0            | 0                | 2       | 1                 | 0             | 0             |
| 19 | Cory Hill        | 16      | 0     | 0      | 3            | 0                | 3       | 3                 | 0             | 0             |
| 20 | Mackenzie Martin | 0       | 0     | 0      | 0            | 0                | 0       | 0                 | 0             | 0             |
| 21 | Kieran Hardy     | 20      | 0     | 0      | 0            | 0                | 1       | 1                 | 0             | 0             |
| 22 | Sam Costelow     | 20      | 0     | 2      | 2            | 1                | 1       | 1                 | 0             | 0             |
| 23 | Nick Tompkins    | 12      | 0     | 0      | 2            | 0                | 1       | 1                 | 0             | 0             |

***TEAM ANALYSIS***  
***2024 INTERNATIONALS***

# TEAM ANALYSIS - MATCH AVERAGES

2024 INTERNATIONALS

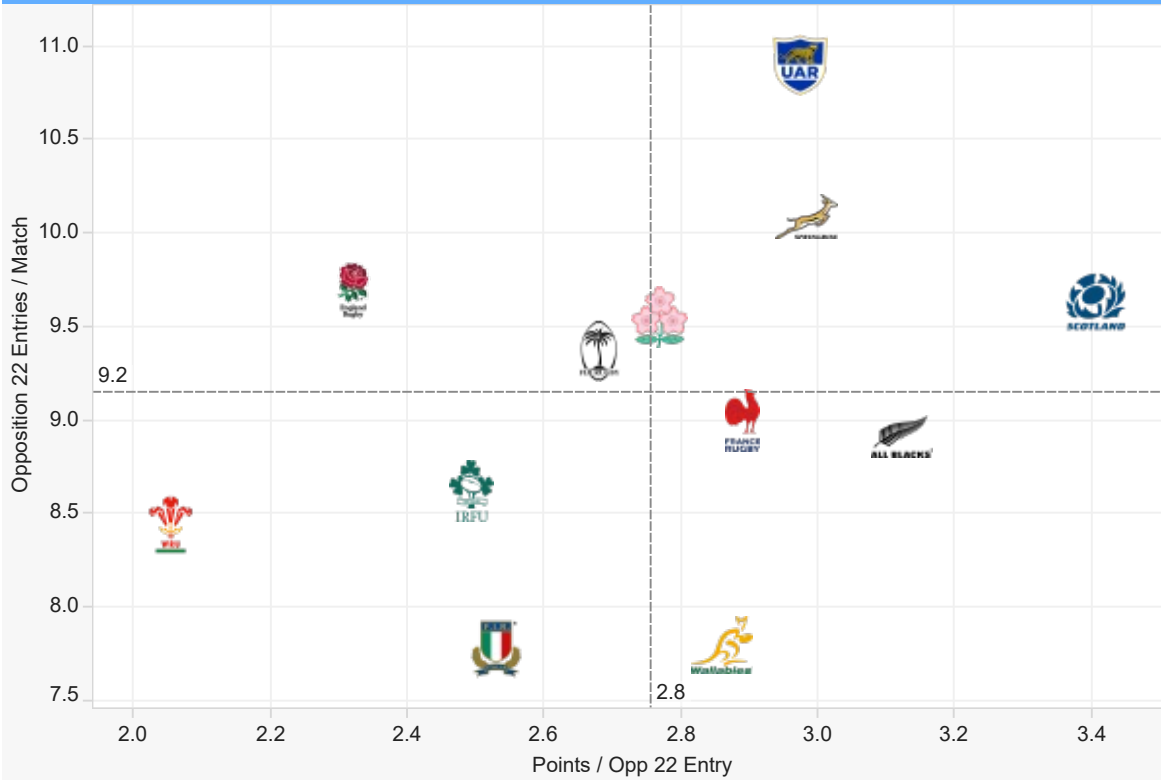
|  |                       |  |
|---|-----------------------|---|
| 18.7  | Points                | 25.0  |
| 2.4   | Tries                 | 2.9   |
| 84.6%   | Goal Kicking %        | 84.3%   |
| 118.0   | Carries               | 125.2   |
| 634.4   | Carry Metres          | 748.8   |
| 8.4   | Opposition 22 Entries | 7.8   |
| 2.1   | Points / Opp 22 Entry | 2.9   |
| 3.6   | Line Breaks           | 5.4   |
| 16.8  | Defenders Beaten      | 21.1  |
| 4.7   | Offloads              | 5.0   |
| 158.4   | Passes                | 159.0   |
| 26.0  | Kicks From Hand       | 24.1  |
| 170.4   | Tackles               | 161.7   |
| 22.0  | Missed Tackles        | 21.9  |
| 87.1%   | Tackle %              | 86.5%   |
| 7.2   | Dominant Tackles      | 7.8   |
| 10.2  | Pens Conceded         | 10.7  |
| 0.6   | Yellow Cards          | 0.5   |
| 0   | Red Cards (Total)     | 1   |
| 2.9   | Turnovers Won         | 5.2   |
| 11.4  | Turnovers Conceded    | 11.7  |
| 85.7%   | Lineout Success %     | 87.0%   |
| 82.5%   | Scrum Success %       | 95.0%   |
| 96.1%   | Ruck Success %        | 96.6%   |
| 37.4%   | Gainline Forward %    | 47.9%   |

All stats are on a per match basis (unless stated otherwise)

# TEAM ANALYSIS - 22 ENTRIES

2024 INTERNATIONALS

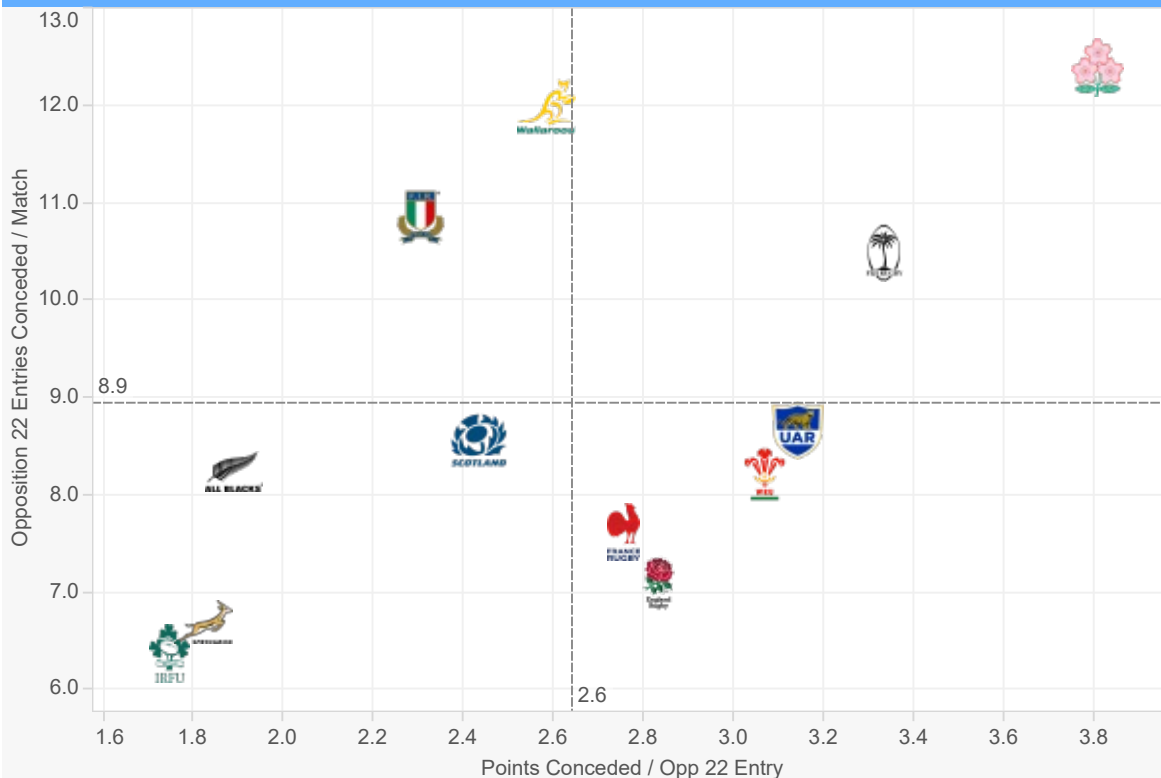
## 22 ENTRIES FOR



| 22 Entries / Match |      |
|--------------------|------|
| Argentina          | 10.9 |
| South Africa       | 10.1 |
| England            | 9.7  |
| Scotland           | 9.6  |
| Japan              | 9.6  |
| Fiji               | 9.4  |
| France             | 9.0  |
| New Zealand        | 8.9  |
| Ireland            | 8.6  |
| Wales              | 8.4  |
| Australia          | 7.8  |
| Italy              | 7.8  |

| Points / Entry |     |
|----------------|-----|
| Scotland       | 3.4 |
| New Zealand    | 3.1 |
| South Africa   | 3.0 |
| Argentina      | 3.0 |
| France         | 2.9 |
| Australia      | 2.9 |
| Japan          | 2.8 |
| Fiji           | 2.7 |
| Italy          | 2.5 |
| Ireland        | 2.5 |
| England        | 2.3 |
| Wales          | 2.1 |

## 22 ENTRIES AGAINST



| 22 Entries Con. / Match |      |
|-------------------------|------|
| Japan                   | 12.4 |
| Australia               | 12.0 |
| Italy                   | 10.9 |
| Fiji                    | 10.5 |
| Argentina               | 8.7  |
| Scotland                | 8.6  |
| New Zealand             | 8.3  |
| Wales                   | 8.2  |
| France                  | 7.6  |
| England                 | 7.1  |
| South Africa            | 6.7  |
| Ireland                 | 6.4  |

| Points Con / Entry |      |
|--------------------|------|
| Japan              | 12.4 |
| Fiji               | 10.5 |
| Argentina          | 8.7  |
| Wales              | 8.2  |
| England            | 7.1  |
| France             | 7.6  |
| Australia          | 12.0 |
| Scotland           | 8.6  |
| Italy              | 10.9 |
| New Zealand        | 8.3  |
| South Africa       | 6.7  |
| Ireland            | 6.4  |

# TEAM ANALYSIS - POINTS & TRIES

2024 INTERNATIONALS

## POINTS PER PERIOD

|              | SCORED       |            |            |            |            | CONCEDED     |            |            |            |            |
|--------------|--------------|------------|------------|------------|------------|--------------|------------|------------|------------|------------|
|              | Total        | 1'-20'     | 21'-HT     | HT-60'     | 61'-80'    | Total        | 1'-20'     | 21'-HT     | HT-60'     | 61'-80'    |
| Argentina    | 338          | 60         | 99         | 63         | 116        | 259          | 72         | 82         | 61         | 44         |
| Australia    | 250          | 68         | 77         | 38         | 67         | 287          | 72         | 72         | 49         | 94         |
| England      | 261          | 69         | 61         | 82         | 49         | 239          | 54         | 75         | 38         | 72         |
| Fiji         | 222          | 45         | 54         | 68         | 55         | 133          | 48         | 24         | 21         | 40         |
| France       | 276          | 68         | 72         | 67         | 69         | 173          | 37         | 40         | 43         | 53         |
| Ireland      | 202          | 47         | 55         | 30         | 70         | 84           | 39         | 13         | 13         | 19         |
| Italy        | 199          | 66         | 41         | 39         | 53         | 251          | 60         | 74         | 53         | 64         |
| Japan        | 240          | 71         | 57         | 45         | 67         | 229          | 58         | 60         | 54         | 57         |
| New Zealand  | 373          | 110        | 128        | 72         | 63         | 109          | 32         | 22         | 36         | 19         |
| Scotland     | 385          | 97         | 111        | 70         | 107        | 164          | 35         | 40         | 37         | 52         |
| South Africa | 362          | 86         | 83         | 65         | 128        | 167          | 46         | 63         | 27         | 31         |
| Wales        | 140          | 23         | 38         | 29         | 50         | 262          | 61         | 65         | 48         | 88         |
| <b>Total</b> | <b>3,248</b> | <b>810</b> | <b>876</b> | <b>668</b> | <b>894</b> | <b>2,667</b> | <b>691</b> | <b>694</b> | <b>551</b> | <b>731</b> |

## TRIES PER PERIOD

|              | SCORED     |            |            |           |            | CONCEDED   |           |           |           |           |
|--------------|------------|------------|------------|-----------|------------|------------|-----------|-----------|-----------|-----------|
|              | Total      | 1'-20'     | 21'-HT     | HT-60'    | 61'-80'    | Total      | 1'-20'    | 21'-HT    | HT-60'    | 61'-80'   |
| Argentina    | 45         | 7          | 14         | 8         | 16         | 31         | 9         | 10        | 6         | 6         |
| Australia    | 29         | 7          | 8          | 5         | 9          | 37         | 9         | 9         | 6         | 13        |
| England      | 31         | 8          | 6          | 11        | 6          | 26         | 6         | 7         | 5         | 8         |
| Fiji         | 30         | 7          | 7          | 8         | 8          | 19         | 7         | 3         | 3         | 6         |
| France       | 31         | 8          | 7          | 8         | 8          | 22         | 4         | 4         | 6         | 8         |
| Ireland      | 24         | 4          | 6          | 4         | 10         | 11         | 6         | 1         | 1         | 3         |
| Italy        | 22         | 8          | 3          | 5         | 6          | 9          | 2         | 1         | 3         | 3         |
| Japan        | 32         | 9          | 7          | 6         | 10         | 25         | 6         | 5         | 5         | 9         |
| New Zealand  | 47         | 15         | 17         | 8         | 7          | 36         | 8         | 12        | 7         | 9         |
| Scotland     | 50         | 13         | 13         | 9         | 15         | 25         | 7         | 5         | 5         | 8         |
| South Africa | 44         | 12         | 10         | 5         | 17         | 15         | 5         | 2         | 5         | 3         |
| Wales        | 18         | 2          | 5          | 4         | 7          | 20         | 4         | 5         | 5         | 6         |
| <b>Total</b> | <b>403</b> | <b>100</b> | <b>103</b> | <b>81</b> | <b>119</b> | <b>320</b> | <b>82</b> | <b>78</b> | <b>65</b> | <b>95</b> |

## TRY ORIGIN

|              | SCORED     |                |           |            |          |           |            |             |            | CONCEDED   |                |           |            |          |           |            |             |           |
|--------------|------------|----------------|-----------|------------|----------|-----------|------------|-------------|------------|------------|----------------|-----------|------------|----------|-----------|------------|-------------|-----------|
|              | Total      | Counter Attack | Free Kick | Lineout    | Penalty  | Scrum     | Start Half | Tap Penalty | Turnover   | Total      | Counter Attack | Free Kick | Lineout    | Penalty  | Scrum     | Start Half | Tap Penalty | Turnover  |
| Argentina    | 55         | 9              | 0         | 16         | 0        | 6         | 1          | 3           | 20         | 37         | 5              | 0         | 16         | 0        | 4         | 0          | 2           | 10        |
| Australia    | 33         | 4              | 2         | 15         | 1        | 4         | 0          | 2           | 5          | 46         | 8              | 0         | 17         | 0        | 5         | 0          | 2           | 14        |
| England      | 36         | 5              | 0         | 18         | 0        | 3         | 1          | 2           | 7          | 33         | 6              | 2         | 12         | 0        | 3         | 0          | 1           | 9         |
| Fiji         | 32         | 2              | 1         | 10         | 0        | 9         | 0          | 2           | 8          | 21         | 1              | 1         | 11         | 1        | 4         | 0          | 0           | 3         |
| France       | 40         | 9              | 1         | 9          | 0        | 8         | 0          | 2           | 11         | 24         | 1              | 0         | 16         | 0        | 4         | 1          | 0           | 2         |
| Ireland      | 23         | 0              | 0         | 16         | 0        | 2         | 1          | 1           | 3          | 11         | 0              | 0         | 6          | 0        | 2         | 0          | 1           | 2         |
| Italy        | 25         | 2              | 0         | 9          | 0        | 4         | 0          | 1           | 9          | 13         | 2              | 0         | 4          | 1        | 1         | 0          | 1           | 4         |
| Japan        | 39         | 6              | 0         | 14         | 0        | 3         | 0          | 4           | 12         | 32         | 8              | 0         | 12         | 0        | 3         | 0          | 1           | 8         |
| New Zealand  | 56         | 9              | 2         | 22         | 0        | 6         | 0          | 2           | 15         | 43         | 7              | 0         | 16         | 0        | 5         | 0          | 3           | 12        |
| Scotland     | 58         | 8              | 0         | 27         | 1        | 5         | 0          | 2           | 15         | 29         | 4              | 0         | 14         | 0        | 4         | 0          | 1           | 6         |
| South Africa | 50         | 4              | 0         | 20         | 1        | 8         | 0          | 2           | 15         | 16         | 0              | 1         | 5          | 0        | 4         | 0          | 2           | 4         |
| Wales        | 24         | 2              | 0         | 15         | 0        | 1         | 0          | 3           | 3          | 21         | 1              | 0         | 6          | 0        | 4         | 1          | 5           | 4         |
| <b>Total</b> | <b>471</b> | <b>60</b>      | <b>6</b>  | <b>191</b> | <b>3</b> | <b>59</b> | <b>3</b>   | <b>26</b>   | <b>123</b> | <b>375</b> | <b>47</b>      | <b>5</b>  | <b>155</b> | <b>3</b> | <b>50</b> | <b>3</b>   | <b>21</b>   | <b>91</b> |

Max & Min values are highlighted per time-frame/phase/section

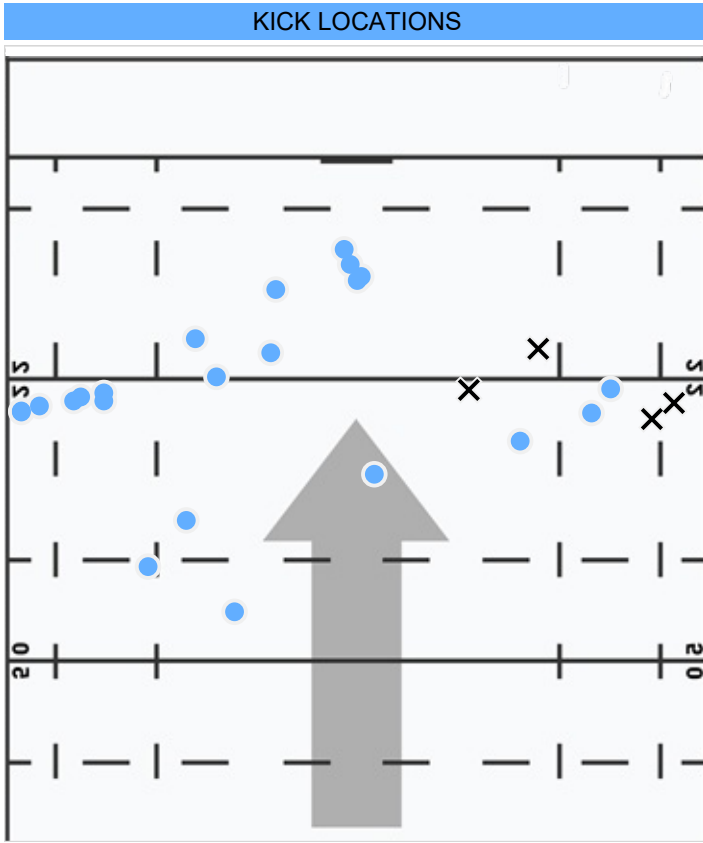


# ***TEAM ANALYSIS***

## ***WALES - 2024 INTERNATIONALS***

# KICKING

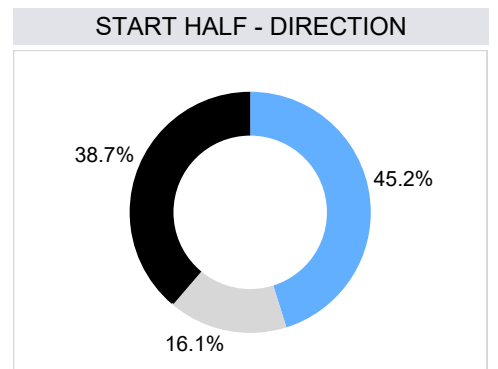
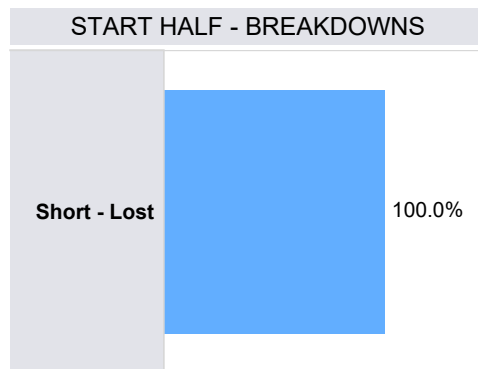
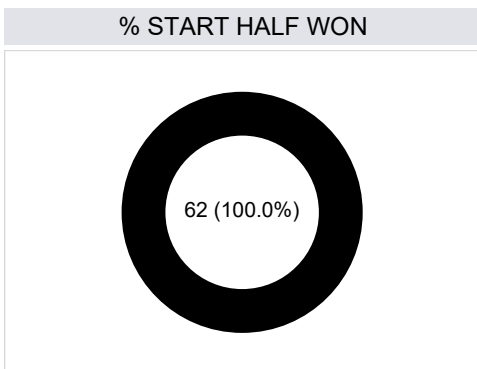
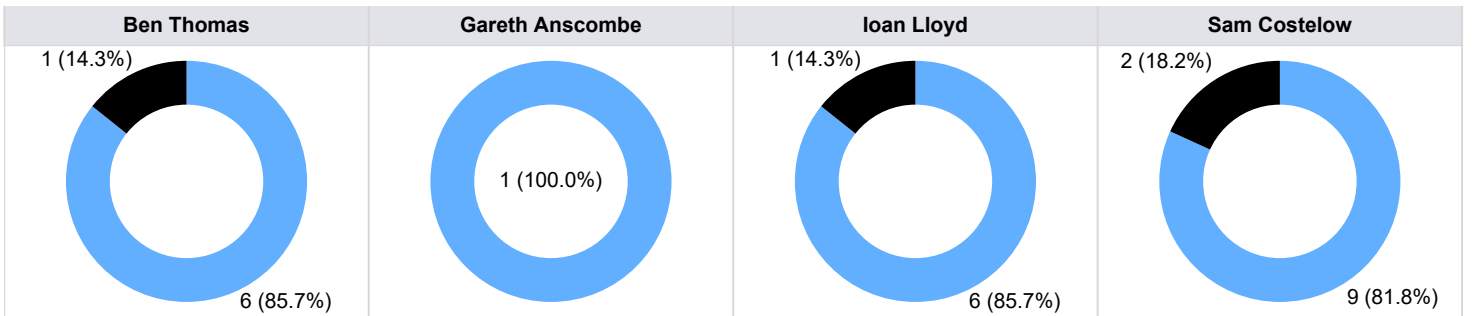
WALES - 2024 INTERNATIONALS



### LAST 20 KICKS AT GOAL

| Opponent                     | Min | Player          | Pts Gained  | Result      |
|------------------------------|-----|-----------------|-------------|-------------|
| Fiji                         | 9   | Gareth Anscombe | 0.44        | Conv Made   |
|                              | 67  | Sam Costelow    | -1.16       | Conv Missed |
| Australia                    | 17  | Ben Thomas      | -2.50       | Pen Missed  |
|                              | 30  | Ben Thomas      | 0.65        | Conv Made   |
|                              | 37  | Ben Thomas      | 0.61        | Conv Made   |
|                              | 49  | Ben Thomas      | 0.14        | Conv Made   |
|                              | 71  | Sam Costelow    | 0.92        | Conv Made   |
| Australia                    | 3   | Ben Thomas      | 1.51        | Pen Made    |
|                              | 46  | Ben Thomas      | 0.40        | Pen Made    |
|                              | 66  | Ben Thomas      | 1.34        | Pen Made    |
| South Africa                 | 7   | Sam Costelow    | 0.27        | Pen Made    |
|                              | 19  | Sam Costelow    | -2.71       | Pen Missed  |
|                              | 32  | Sam Costelow    | 0.83        | Conv Made   |
|                              | 35  | Sam Costelow    | 0.57        | Pen Made    |
| Italy                        | 64  | Sam Costelow    | 0.20        | Conv Made   |
|                              | 80  | Ioan Lloyd      | 0.78        | Conv Made   |
|                              | 82  | Ioan Lloyd      | 0.03        | Conv Made   |
| France                       | 2   | Sam Costelow    | 0.87        | Pen Made    |
|                              | 10  | Sam Costelow    | 0.03        | Conv Made   |
|                              | 26  | Sam Costelow    | 0.03        | Conv Made   |
| <b>Overall Points Gained</b> |     |                 | <b>4.71</b> |             |

## KICKS AT GOAL



■ Lost

■ Right

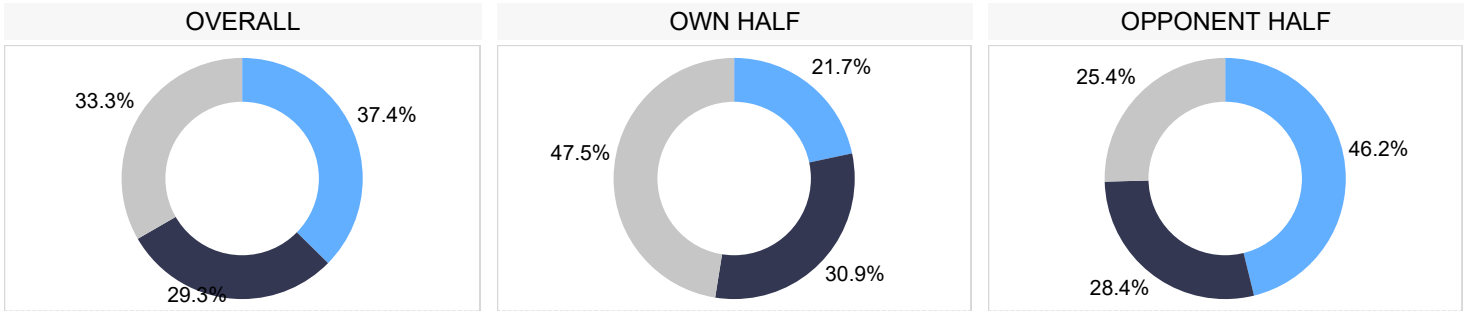
■ Split

■ Left

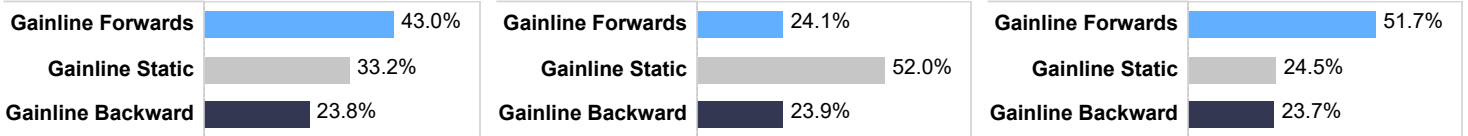
# COLLISIONS

WALES - 2024 INTERNATIONALS

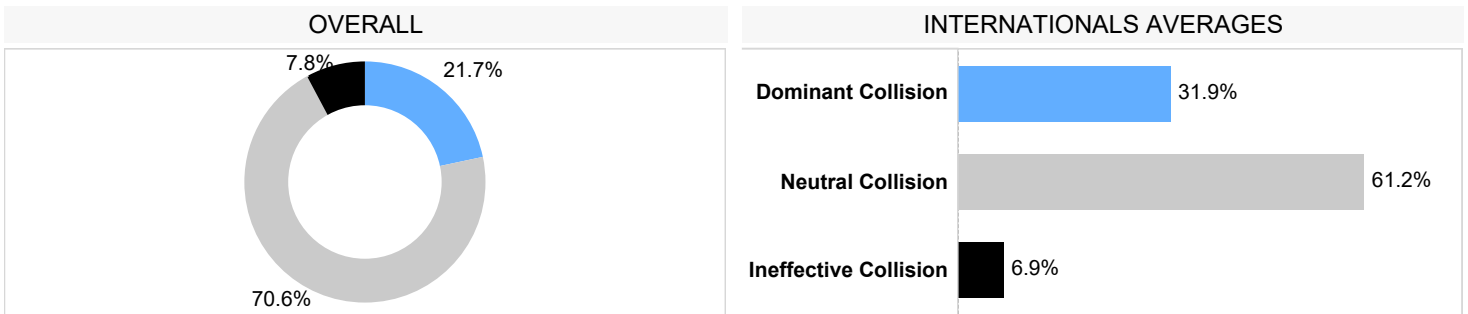
## GAINLINE SUCCESS



### INTERNATIONALS AVERAGES

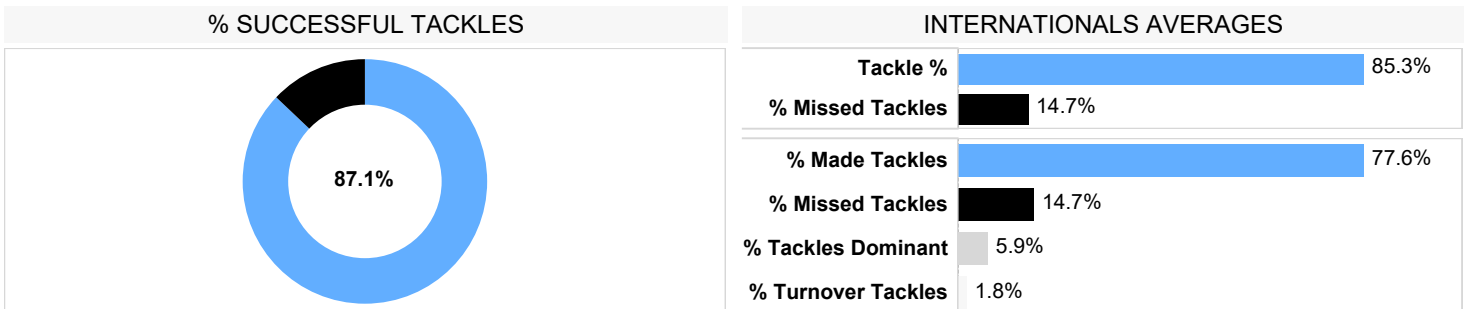


## CARRIES INTO CONTACT\*

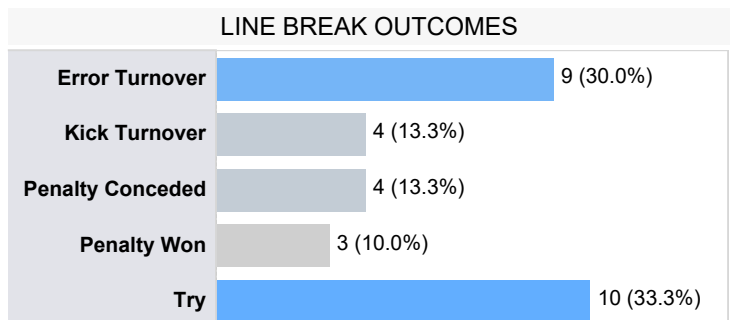


\*dominance based on tackle outcome

## TACKLES

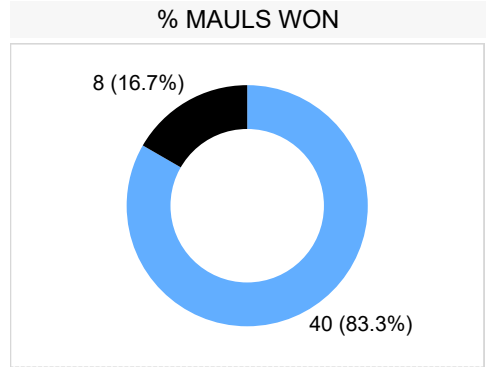
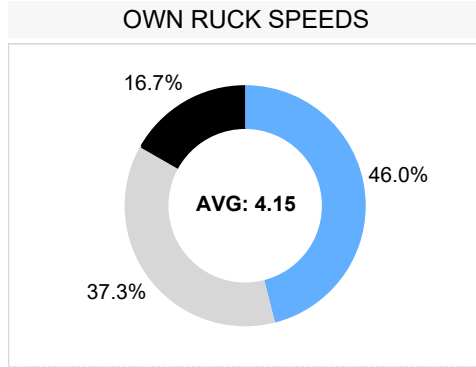
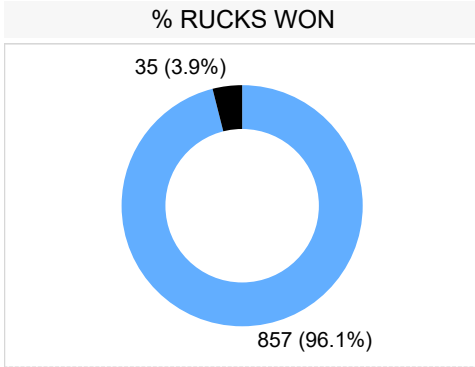


| CARRIES & BREAKS         |       |
|--------------------------|-------|
| Line Breaks              | 32    |
| Line breaks / match      | 3.6   |
| Defenders Beaten         | 151   |
| Defenders Beaten / match | 16.8  |
| Ball Carries             | 1,062 |
| Carries / Match          | 118.0 |

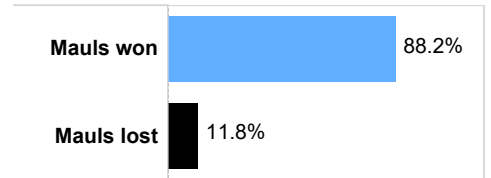
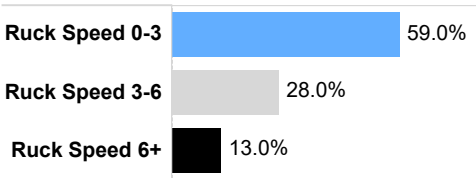
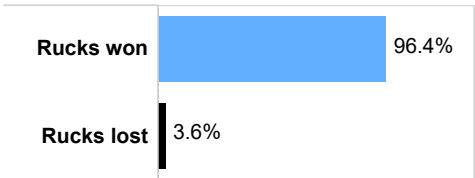


# BREAKDOWN

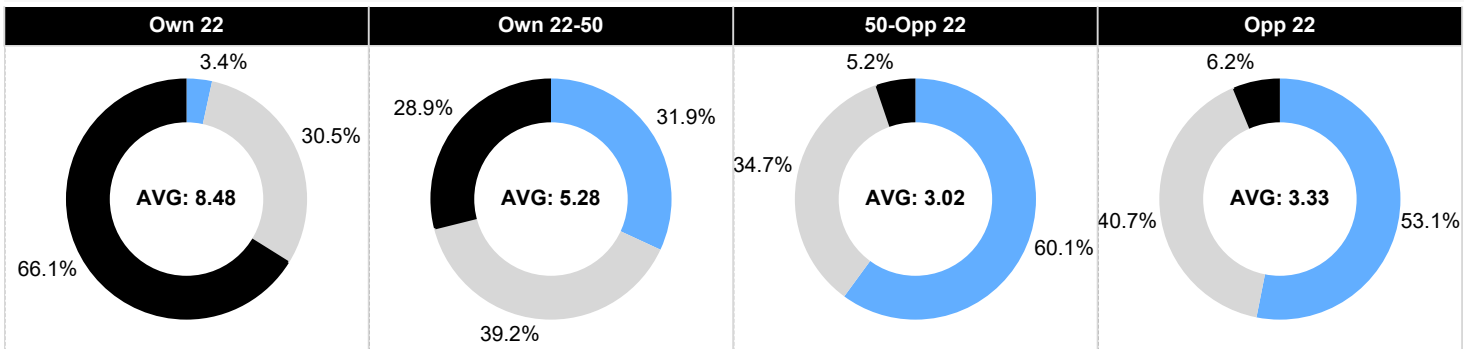
WALES - 2024 INTERNATIONALS



## INTERNATIONALS AVERAGES



## RUCK SPEEDS - LOCATIONS



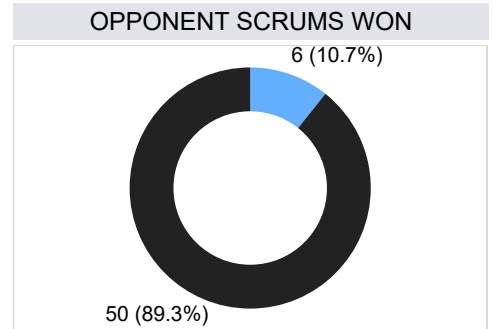
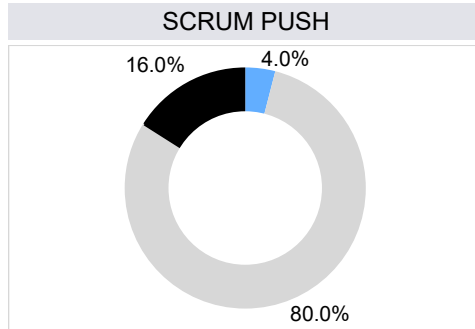
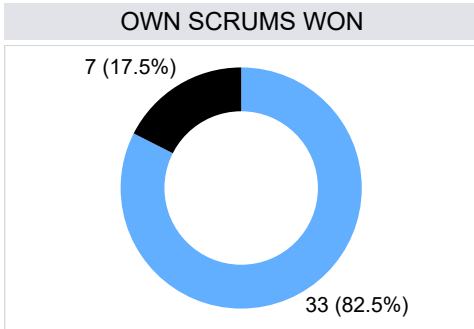
■ Ruck Speed 0-3   
 ■ Ruck Speed 3-6   
 ■ Ruck Speed 6+

| Attacking Breakdown Arrivals |                  | Defensive Breakdown Arrivals |   | Breakdown Steals |    |                   |                |    |
|------------------------------|------------------|------------------------------|---|------------------|----|-------------------|----------------|----|
| 1                            | Tommy Reffell    | 196                          | 1 | Tommy Reffell    | 76 | 1                 | Tommy Reffell  | 9  |
| 2                            | Dafydd Jenkins   | 185                          | 2 | Dafydd Jenkins   | 34 | 2                 | Elliot Dee     | 2  |
| 3                            | Gareth Thomas    | 171                          | 3 | Gareth Thomas    | 32 | 3                 | Adam Beard     | 1  |
| 4                            | Aaron Wainwright | 131                          | 4 | Aaron Wainwright | 27 | 4                 | Archie Griffin | 1  |
| 5                            | Adam Beard       | 114                          | 5 | Dillon Lewis     | 25 | <b>Team Total</b> |                | 19 |

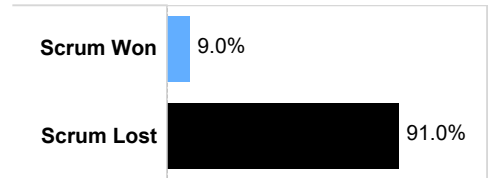
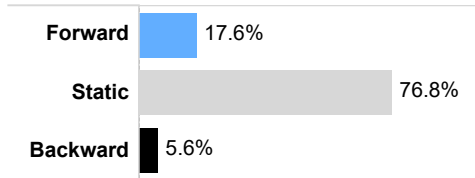
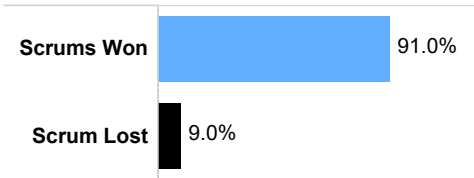
# SET PIECE

WALES - 2024 INTERNATIONALS

## SCRUMS



### INTERNATIONALS AVERAGES



### OWN SCRUMS

| Scrum Won | Scrum Reset Retained | Scrum Lost |
|-----------|----------------------|------------|
| 33        | 10                   | 7          |

### OPPONENT SCRUMS

| Scrum Won | Scrum Reset Retained | Scrum Lost |
|-----------|----------------------|------------|
| 6         | 11                   | 50         |

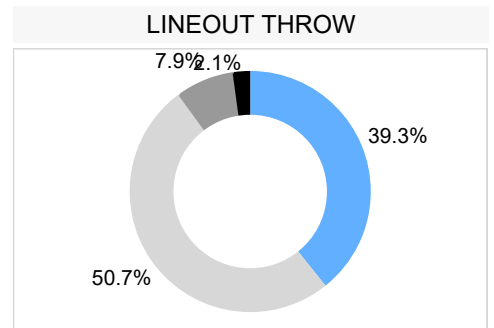
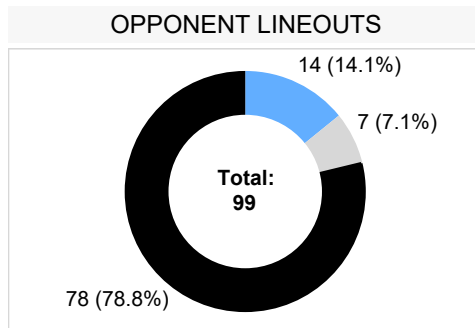
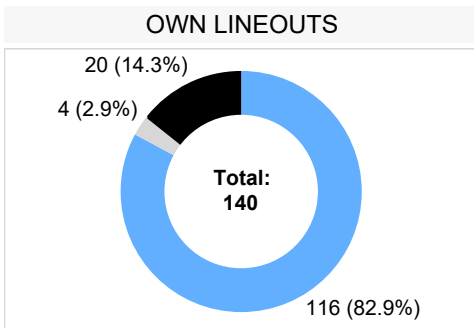
### OWN SCRUMS WON

|            | Used  | Penalty | Free Kick |
|------------|-------|---------|-----------|
| Total      | 25    | 6       | 2         |
| % of Total | 75.8% | 18.2%   | 6.1%      |

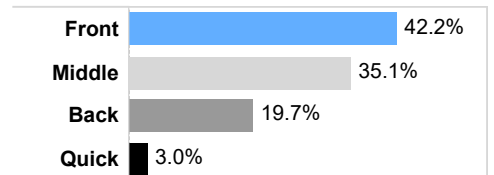
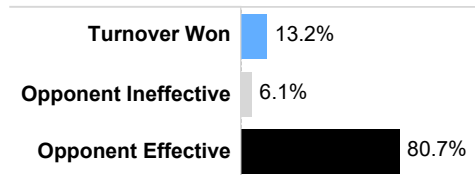
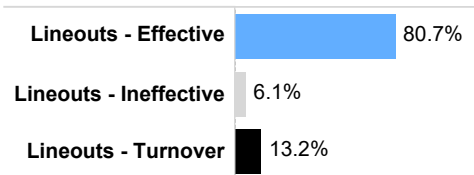
### OPPONENT SCRUMS WON

|            | Used  | Penalty | Free Kick |
|------------|-------|---------|-----------|
| Total      | 2     | 4       |           |
| % of Total | 33.3% | 66.7%   |           |

## LINEOUTS



### INTERNATIONALS AVERAGES

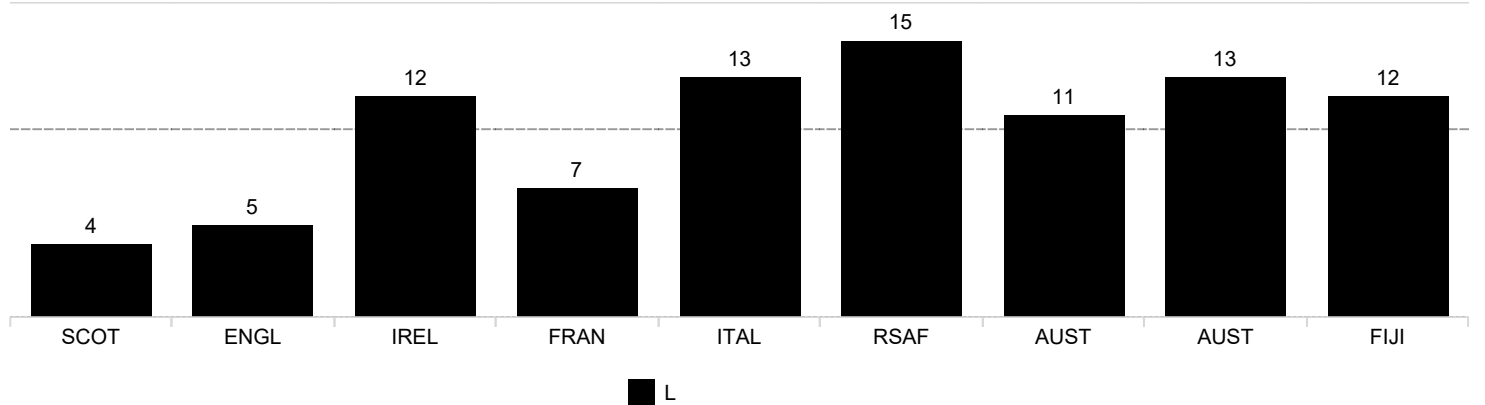


# DISCIPLINE

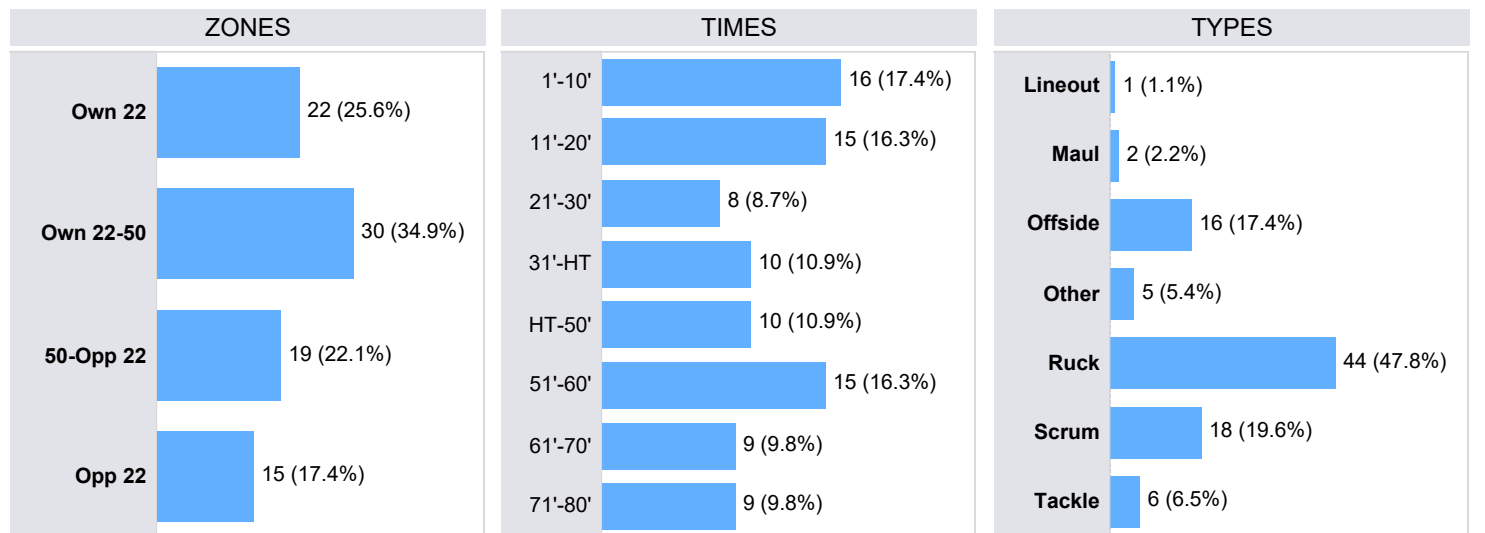
WALES - 2024 INTERNATIONALS

| Statistic                        | Team | Year Average |
|----------------------------------|------|--------------|
| Total penalties conceded / match | 10.2 | 5.3          |
| Yellow cards / match             | 0.6  | 0.4          |
| Red cards / match                | 0.0  | 0.0          |

## PENALTIES CONCEDED PER MATCH



## PENALTIES & INFRINGEMENTS



## PLAYER STATISTICS - PER 80 AVERAGES WITH A MINIMUM 240 MINUTES PLAYED

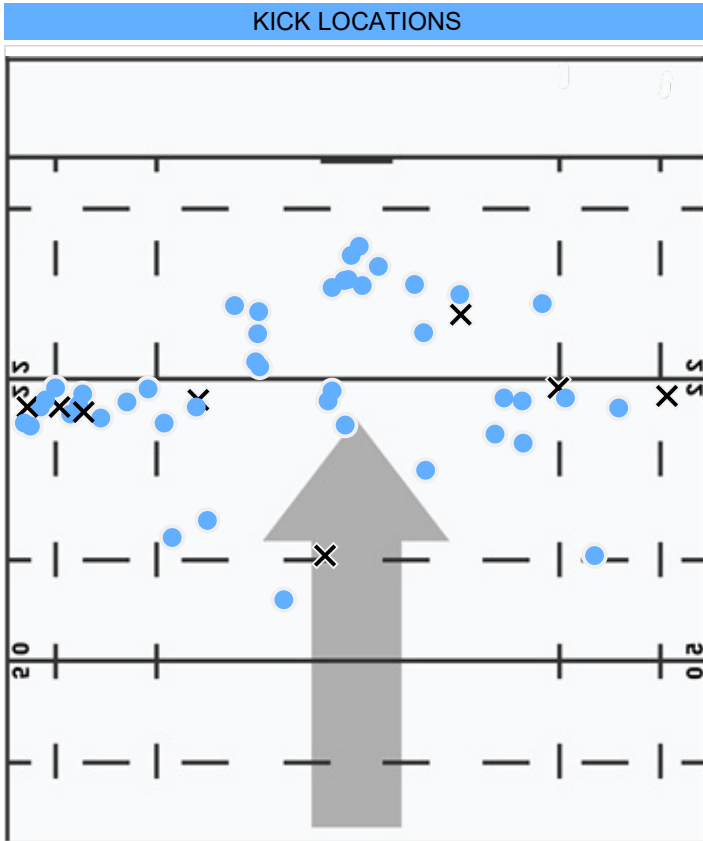
| Total penalties conceded |                | Penalties conceded / 80 minutes |     | Yellow / Red cards |                  |
|--------------------------|----------------|---------------------------------|-----|--------------------|------------------|
| 1                        | Gareth Thomas  | 8                               | 1.4 | 1                  | Aaron Wainwright |
| 2                        | Archie Griffin | 6                               | 1.3 | 2                  | Gareth Thomas    |
| 3                        | Tommy Reffell  | 6                               | 1.3 | 3                  | Mason Grady      |
| 4                        | Adam Beard     | 5                               | 1.0 | 4                  | Rio Dyer         |
| 5                        | Taine Plumtree | 5                               | 0.9 | 5                  | Tommy Reffell    |



**TEAM ANALYSIS**  
**AUSTRALIA - 2024 INTERNATIONALS**

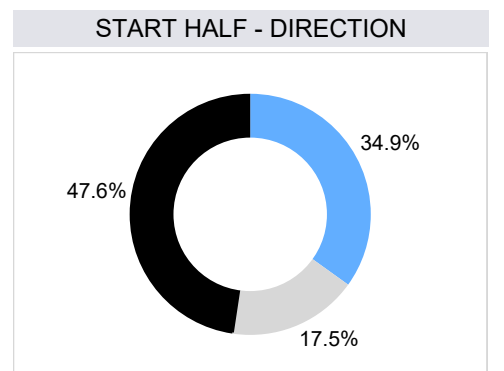
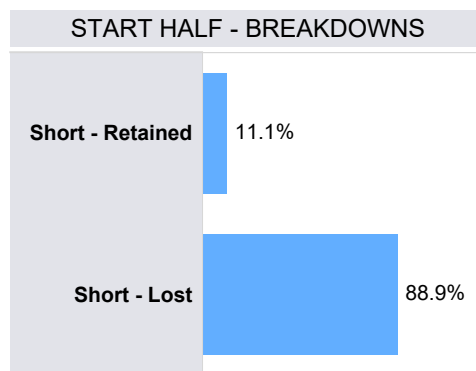
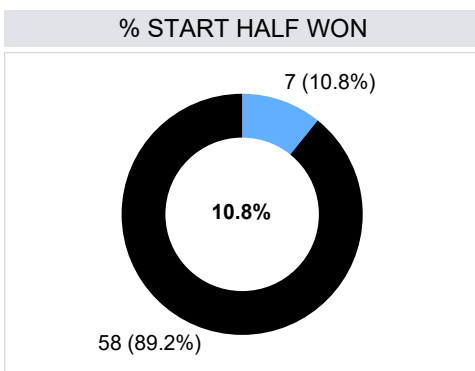
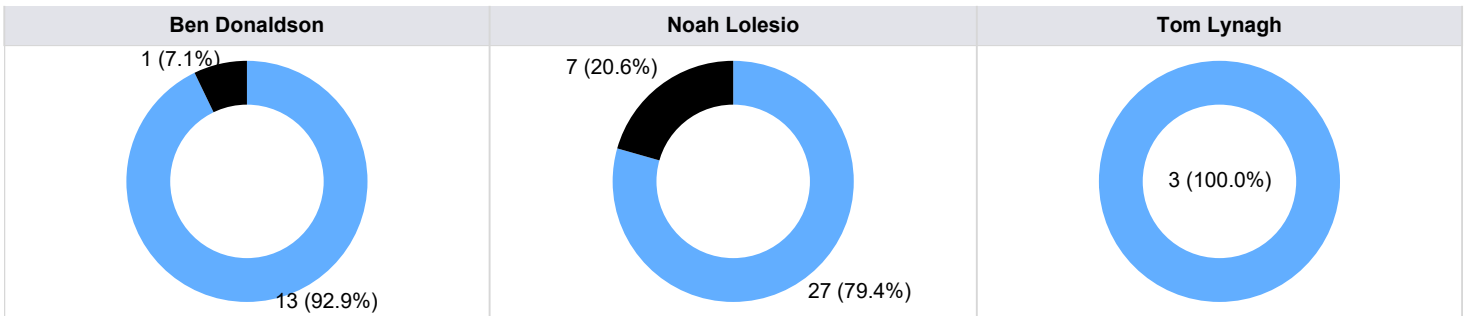
# KICKING

AUSTRALIA - 2024 INTERNATIONALS



| LAST 20 KICKS AT GOAL        |     |               |             |             |
|------------------------------|-----|---------------|-------------|-------------|
| Opponent                     | Min | Player        | Pts Gained  |             |
| England                      | 10  | Noah Lolesio  | 0.90        | Pen Made    |
|                              | 28  | Noah Lolesio  | 1.03        | Conv Made   |
|                              | 35  | Noah Lolesio  | 0.68        | Conv Made   |
|                              | 42  | Noah Lolesio  | 0.08        | Pen Made    |
|                              | 51  | Noah Lolesio  | -0.98       | Conv Missed |
|                              | 54  | Noah Lolesio  | 0.15        | Pen Made    |
| New Zealand                  | 76  | Ben Donaldson | 0.38        | Conv Made   |
|                              | 85  | Ben Donaldson | 1.08        | Conv Made   |
| New Zealand                  | 9   | Noah Lolesio  | 0.82        | Conv Made   |
|                              | 19  | Noah Lolesio  | 0.51        | Pen Made    |
|                              | 37  | Noah Lolesio  | 0.04        | Pen Made    |
| New Zealand                  | 19  | Noah Lolesio  | 0.08        | Conv Made   |
|                              | 37  | Noah Lolesio  | 0.86        | Conv Made   |
|                              | 66  | Noah Lolesio  | 0.11        | Conv Made   |
|                              | 79  | Noah Lolesio  | 0.10        | Conv Made   |
| Argentina                    | 6   | Ben Donaldson | 0.28        | Pen Made    |
|                              | 16  | Ben Donaldson | 0.39        | Conv Made   |
|                              | 22  | Ben Donaldson | 0.28        | Pen Made    |
|                              | 30  | Ben Donaldson | 0.33        | Conv Made   |
|                              | 70  | Tom Lynagh    | 0.77        | Conv Made   |
| <b>Overall Points Gained</b> |     |               | <b>2.16</b> |             |

## KICKS AT GOAL



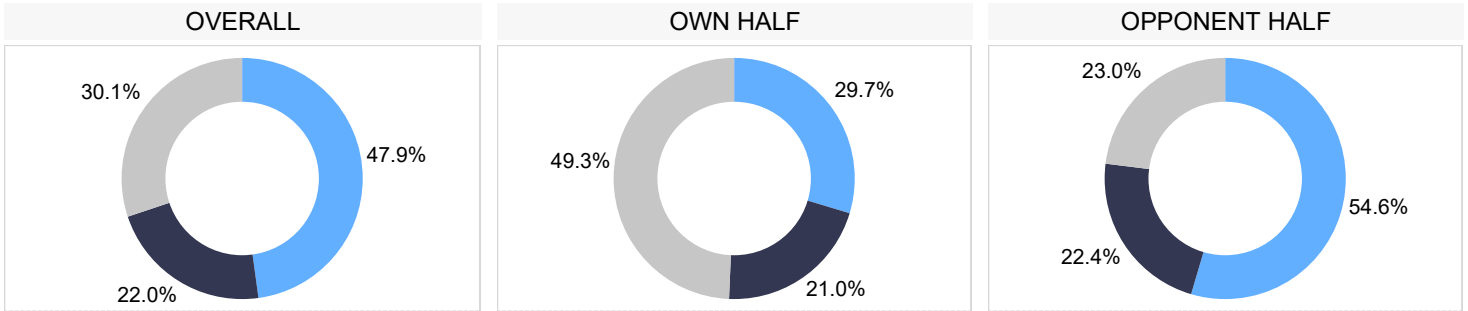
Won Lost

Right Split Left

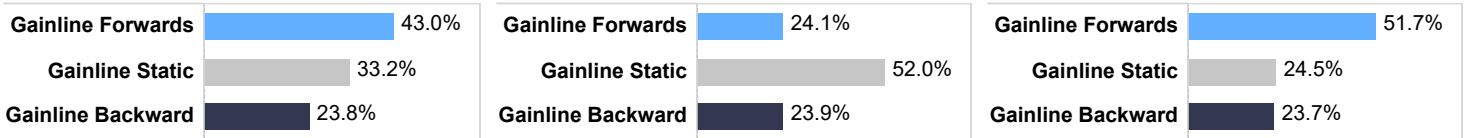
# COLLISIONS

AUSTRALIA - 2024 INTERNATIONALS

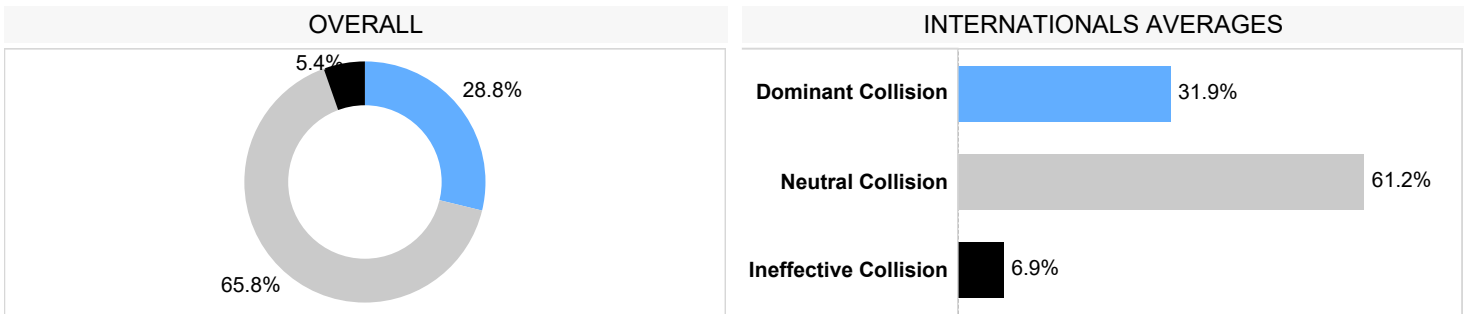
## GAINLINE SUCCESS



### CHAMPIONSHIP AVERAGES

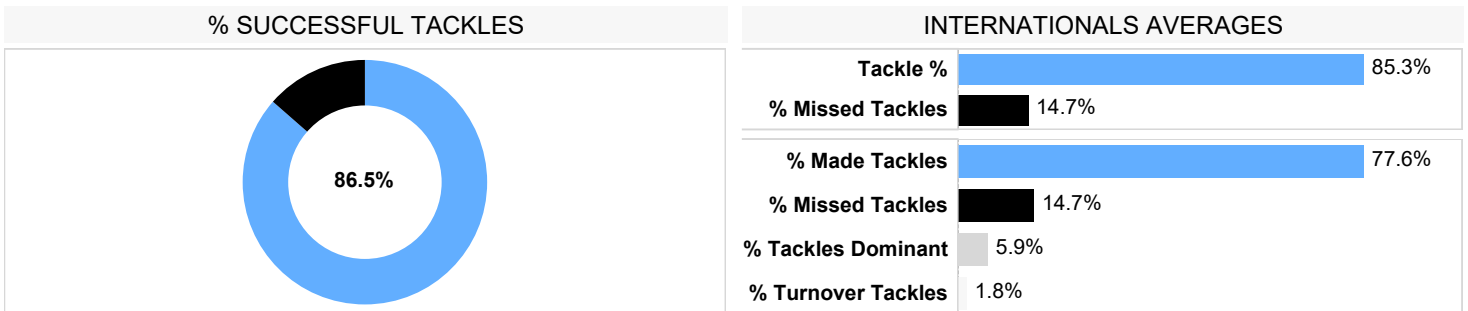


## CARRIES INTO CONTACT\*

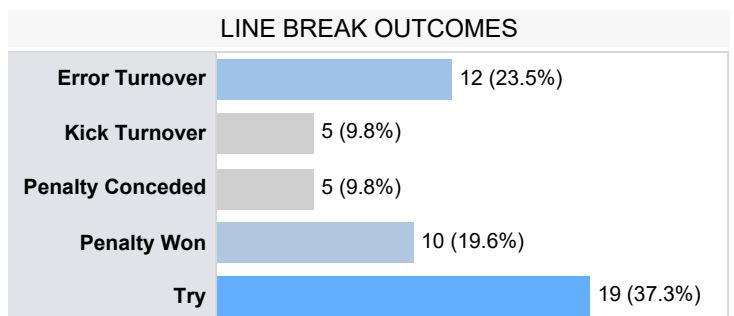


\*dominance based on tackle outcome

## TACKLES

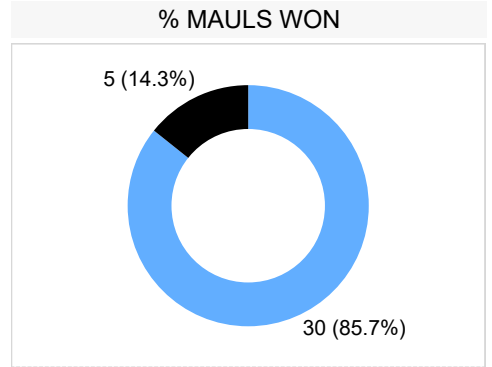
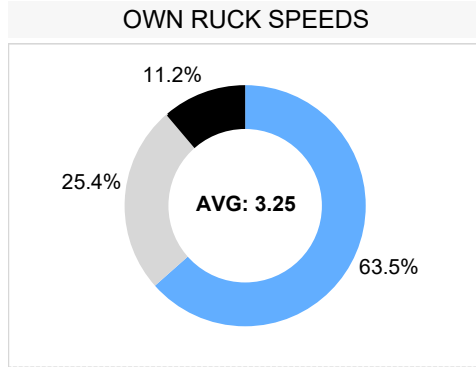
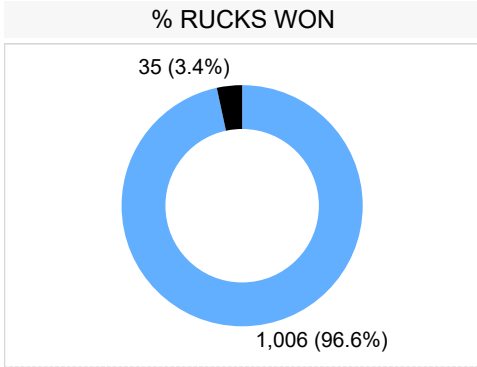


| CARRIES & BREAKS         |       |
|--------------------------|-------|
| Line Breaks              | 54    |
| Line breaks / match      | 5.4   |
| Defenders Beaten         | 211   |
| Defenders Beaten / match | 21.1  |
| Ball Carries             | 1,252 |
| Carries / Match          | 125.2 |

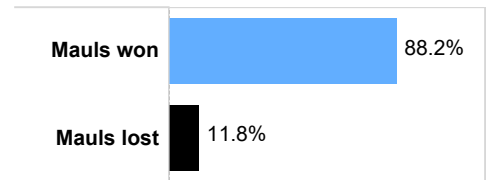
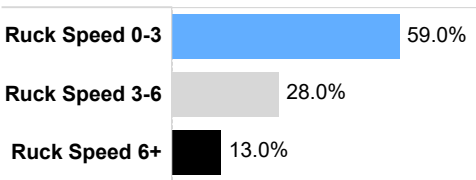
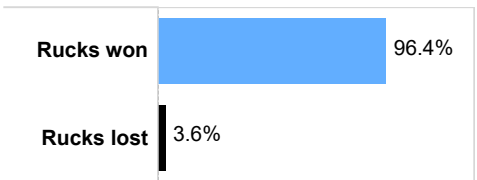


# BREAKDOWN

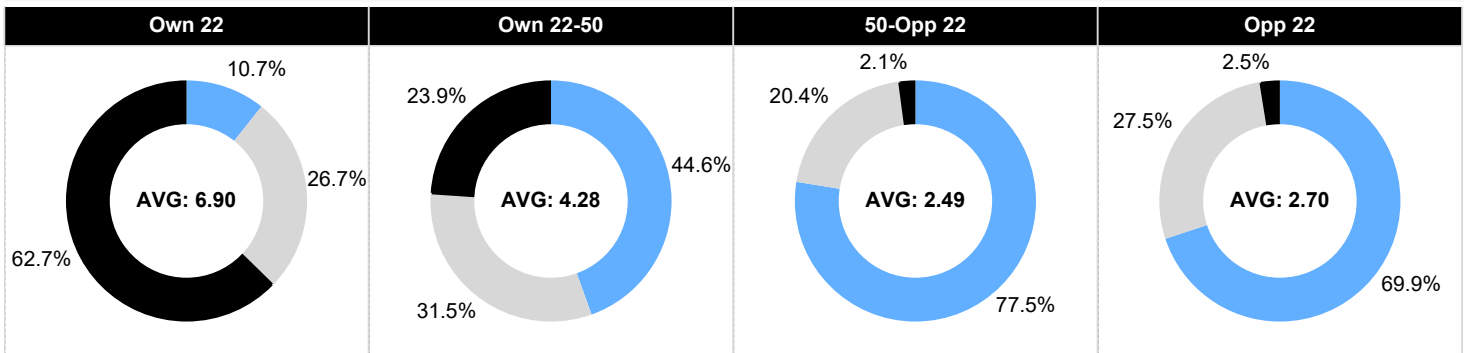
AUSTRALIA - 2024 INTERNATIONALS



## INTERNATIONALS AVERAGES



## RUCK SPEEDS - LOCATIONS



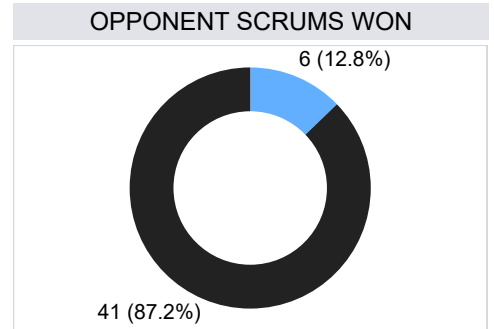
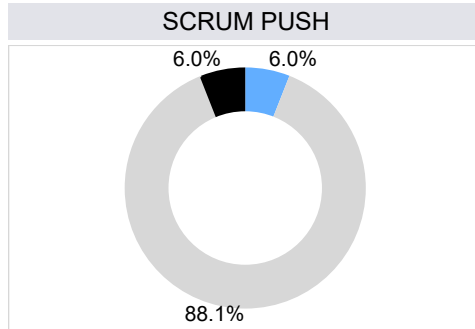
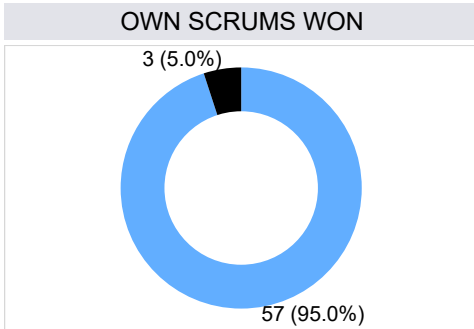
■ Ruck Speed 0-3   
 ■ Ruck Speed 3-6   
 ■ Ruck Speed 6+

| Attacking Breakdown Arrivals |                 |     | Defensive Breakdown Arrivals |                 |    | Breakdown Steals  |                 |           |
|------------------------------|-----------------|-----|------------------------------|-----------------|----|-------------------|-----------------|-----------|
| 1                            | Rob Valetini    | 170 | 1                            | Fraser McReight | 69 | 1                 | Fraser McReight | 6         |
| 2                            | Fraser McReight | 161 | 2                            | Rob Valetini    | 57 | 2                 | Rob Valetini    | 4         |
| 3                            | Matt Faessler   | 161 | 3                            | Harry Wilson    | 31 | 3                 | Carlo Tizzano   | 3         |
| 4                            | Jeremy Williams | 156 | 4                            | Carlo Tizzano   | 25 | 4                 | Taniela Tupou   | 3         |
| 5                            | Harry Wilson    | 153 | 5                            | Matt Faessler   | 25 | <b>Team Total</b> |                 | <b>30</b> |

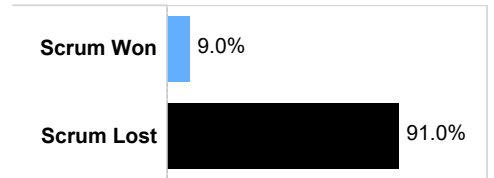
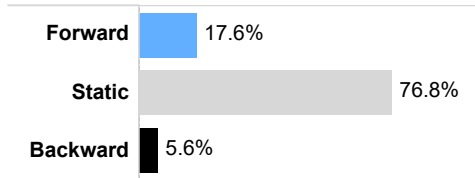
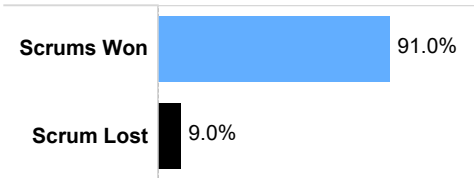
# SET PIECE

AUSTRALIA - 2024 INTERNATIONALS

## SCRUMS



### INTERNATIONALS AVERAGES



**OWN SCRUMS**

| Scrum Won | Scrum Reset Retained | Scrum Lost |
|-----------|----------------------|------------|
| 57        | 7                    | 3          |

**OPPONENT SCRUMS**

| Scrum Won | Scrum Reset Retain.. | Scrum Lost |
|-----------|----------------------|------------|
| 6         | 5                    | 41         |

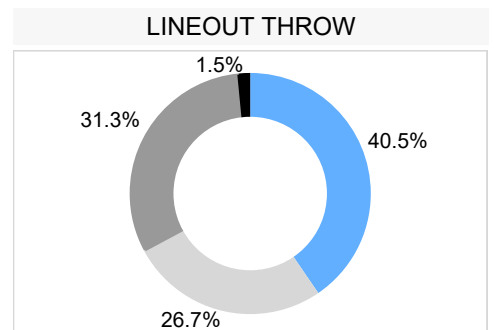
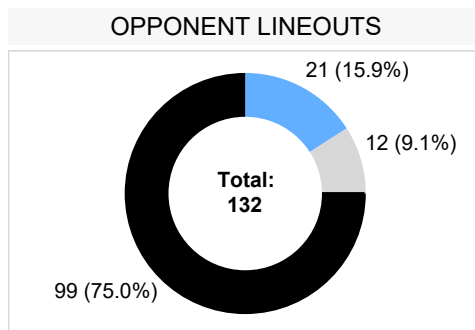
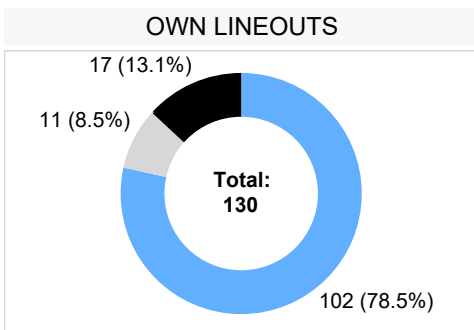
**OWN SCRUMS WON**

|            | Used  | Penalty | Free Kick |
|------------|-------|---------|-----------|
| Total      | 44    | 7       | 6         |
| % of Total | 77.2% | 12.3%   | 10.5%     |

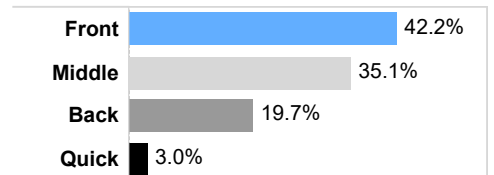
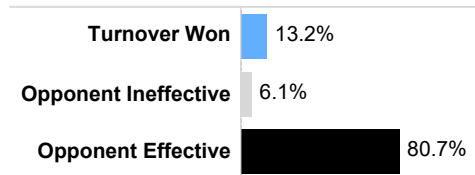
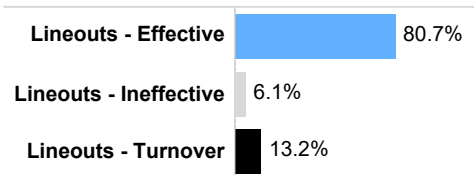
**OPPONENT SCRUMS WON**

|            | Used  | Penalty | Free Kick |
|------------|-------|---------|-----------|
| Total      | 4     | 4       | 2         |
| % of Total | 66.7% | 66.7%   | 33.3%     |

## LINEOUTS



### INTERNATIONALS AVERAGES

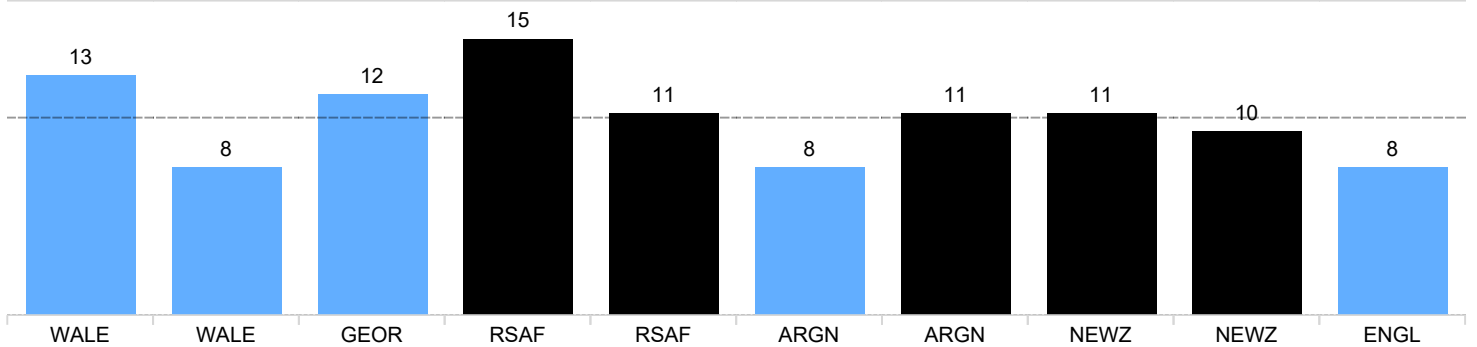


# DISCIPLINE

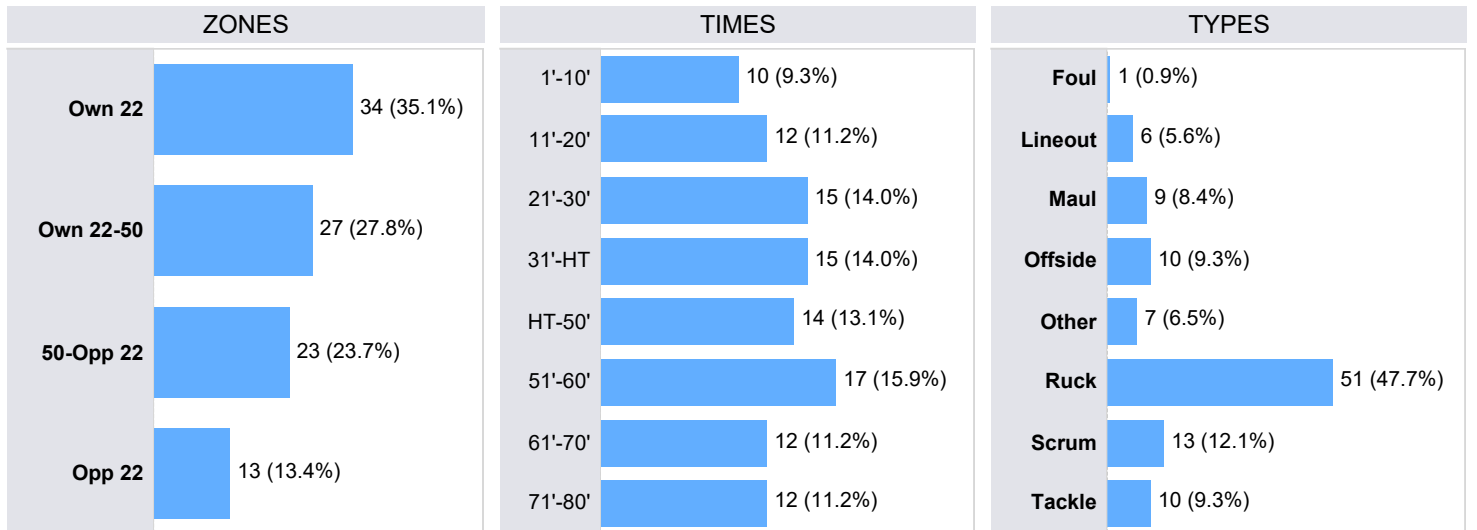
AUSTRALIA - 2024 INTERNATIONALS

| Statistic                        | Team | Year Average |
|----------------------------------|------|--------------|
| Total penalties conceded / match | 10.7 | 5.3          |
| Yellow cards / match             | 0.5  | 0.4          |
| Red cards / match                | 0.1  | 0.0          |

## PENALTIES CONCEDED PER MATCH



## PENALTIES & INFRINGEMENTS



## PLAYER STATISTICS - PER 80 AVERAGES WITH A MINIMUM 240 MINUTES PLAYED

| Total penalties conceded |                   | Penalties conceded / 80 minutes |                          | Yellow / Red cards |                            |
|--------------------------|-------------------|---------------------------------|--------------------------|--------------------|----------------------------|
| 1                        | Jeremy Williams 8 | 1                               | Taniela Tupou 1.9        | 1                  | Andrew Kellaway 2 / 0      |
| 2                        | Harry Wilson 7    | 2                               | Jeremy Williams 1.3      | 2                  | Filipo Daugunu 0 / 1       |
| 3                        | James Slipper 7   | 3                               | Angus Bell 1.2           | 3                  | Fraser McReight 1 / 0      |
| 4                        | Taniela Tupou 7   | 4                               | Carlo Tizzano 1.0        | 4                  | Lukhan Salakaia-Loto 1 / 0 |
| 5                        | Hunter Paisami 6  | 5                               | Lukhan Salakaia-Loto 1.0 | 5                  | Seru Uru 1 / 0             |

***PLAYER STATS***  
***2024 INTERNATIONALS***

# APPEARANCE CHART - WALES

2024 INTERNATIONALS

|                | 03/02/24 | 10/02/24 | 24/02/24 | 10/03/24 | 16/03/24 | 22/06/24     | 06/07/24  | 13/07/24  | 10/11/24 |
|----------------|----------|----------|----------|----------|----------|--------------|-----------|-----------|----------|
|                | Scotland | England  | Ireland  | France   | Italy    | South Africa | Australia | Australia | Fiji     |
| J. Adams       | 14       | 14       | 14       | 14       | 14       |              |           |           |          |
| G. Anscombe    |          |          |          |          |          |              |           |           | 10       |
| K. Assiratti   | s18      | 3        | 3        | 3        |          | 3            |           |           | s18      |
| T. Basham      |          | s20      |          |          |          |              |           |           |          |
| A. Beard       | 5        | 5        | 5        | 5        | 5        |              |           |           | 5        |
| J. Beetham     |          |          |          |          |          | s23          |           |           |          |
| E. Bevan       |          |          |          |          |          | 9            | 9         | 9         | s22*     |
| J. Botham      | 6*       |          |          |          |          | 7            | s20       | 6         | s20      |
| L. Brown       | 3        |          |          |          |          |              |           |           |          |
| B. Carter      |          |          |          |          |          | 5            |           |           |          |
| S. Costelow    | 10       |          | 10       | 10       | 10       | 10           | s22       | s22       | s23      |
| G. Davies      | 9        |          |          | s21      |          | s21          |           |           |          |
| E. Dee         | s16      | 2        | 2        | 2        | 2*       |              |           |           |          |
| C. Domachowski | 1        | s17      | s17      | s17      |          |              |           |           |          |
| R. Dyer        | 11*      | 11       | 11       | 11*      | 11       | 11           | 11        | 11*       |          |
| R. Elias       | 2        | s16      | s16      |          |          |              |           |           | s16      |
| C. Evans       |          | s22      |          |          |          |              |           |           |          |
| M. Grady       | s23      | s23      | s23      | s23      | s23*     | 12           | 12        | 12        | 14       |
| A. Griffin     |          | s18      |          |          |          |              | 3         | 3         | 3        |
| K. Hardy       |          | s21      | s21      |          | s21      |              | s21       | s21       |          |
| J. Hathaway    |          |          |          |          |          |              | 14        |           |          |
| C. Hill        |          |          |          |          |          |              | s19       | s19       |          |
| E. James       |          |          |          |          |          | s22          |           |           |          |
| D. Jenkins     | 4        | 4        | 4        | 6        | 4        |              | 5         | 5         |          |
| D. Lake        |          |          |          |          |          | 2*           | 2         | 2**       | 2        |
| D. Lewis       |          |          | s18      | s18      | 3        |              |           |           |          |
| M. Llewellyn   |          |          |          |          |          |              |           |           | 13       |
| I. Lloyd       | s22      | 10       | s22      | s22      | s22      |              |           |           |          |
| E. Lloyd       |          |          |          | s16      | s16      | s16          | s16       | s16       |          |
| A. Mann        | s20*     | 6*       | 6        | s19      | 6        |              |           |           |          |
| M. Martin      |          |          | s20      | s20      | s20      | s20          |           | u20       |          |
| K. Mathias     | u17      |          |          |          | s17      | s17          | s17       | u17       |          |
| J. Morgan      |          |          |          |          |          |              |           |           | s21      |
| B. Murray      |          |          |          |          |          |              |           |           | 11*      |
| G. North       |          | 13       | 13       |          | 13       |              |           |           |          |
| H. O'Connor    |          |          |          |          | s18      | s18          | s18       | s18       |          |
| T. Plumtree    |          |          |          |          |          | 6            | 6         | 8         | 6        |
| J. Ratti       |          |          |          |          |          | s19          |           |           |          |
| T. Reffell     | 7        | 7        | 7        | 7        | 7        |              | 7         | 7         | 7        |
| J. Roberts     |          |          |          | 13*      |          |              |           |           |          |
| W. Rowlands    |          | s19      | s19      | 4        | s19*     |              |           |           | 4        |
| M. Screech     |          |          |          |          |          | 4            |           |           |          |
| N. Smith       |          |          |          |          |          |              |           |           | s17      |
| G. Thomas      |          | 1        | 1        | 1        | 1        | 1            | 1         | 1         | 1        |
| B. Thomas      |          |          |          |          |          |              | 10        | 10        | 12       |
| N. Tompkins    | 12       | 12       | 12       |          | 12       |              | s23       | s23       |          |
| C. Tshunza     |          |          |          |          |          |              | 4         | 4         | s19      |
| A. Wainwright  | 8*       | 8        | 8        | 8        | 8        | 8            | 8         |           | 8        |
| O. Watkin      | 13       |          |          | 12       |          | 13           | 13        | 13        |          |
| L. Williams    |          |          |          |          |          | 14           | 15        | 14*       |          |
| T. Williams    | s21      | 9        | 9        | 9*       | 9        |              |           |           | 9        |
| T. Williams    | s19      |          |          |          |          |              |           |           |          |
| C. Winnett     | 15       | 15       | 15       | 15       | 15       | 15           |           | 15        | 15       |

KEY: Number denotes position, s: substitute, u: unused replacement, \*: try scored

# APPEARANCE CHART - AUSTRALIA

2024 INTERNATIONALS

|                  | 06/07/24 | 13/07/24 | 20/07/24 | 10/08/24     | 17/08/24     | 31/08/24  | 07/09/24  | 21/09/24    | 28/09/24    | 09/11/24 |
|------------------|----------|----------|----------|--------------|--------------|-----------|-----------|-------------|-------------|----------|
|                  | Wales    | Wales    | Georgia  | South Africa | South Africa | Argentina | Argentina | New Zealand | New Zealand | England  |
| A. Alaalatoa     | s18      | s18*     | 3        | 3            | 3            | s18       | s18       | s18         | s18         | s18      |
| A. Bell          |          |          |          |              | 1            | 1         | 1         | 1           | 1           | 1        |
| A. Blyth         | s19      | s19      | 5        |              | 4            |           |           |             |             |          |
| C. Cale          | s20      | 8        |          |              |              |           |           |             |             |          |
| J. Canham        |          |          |          |              |              |           | s19       |             |             |          |
| F. Daugunu       | 11*      | 11**     | 14       | 11           |              |           |           |             |             |          |
| B. Donaldson     |          | s22      | 10       |              | s22          | s22       | 10        |             | s22         | s22      |
| M. Faessler      | 2        | 2        |          | 2            |              | 2         | 2         | 2*          | 2           | 2        |
| J. Flook         | 13       | 13       |          |              |              |           | s23       |             | s23         |          |
| N. Frost         |          |          | 4        | 4            |              | 4         | 4         | 4           | 4           | 4        |
| L. Gleeson       |          | s20      |          |              |              | s20       | s20       | s20         | s20         | s20      |
| J. Gordon        | 9        | 9*       |          | 9            |              | 9*        | 9         |             | 9           | 9        |
| A. Hodgman       |          |          | s17      |              |              |           |           |             |             |          |
| T. Hooper        |          |          | s19      |              | s19          |           |           |             |             |          |
| L. Ikitau        |          |          | 13       | 13           | 13           | 13        | 13        | 13          | 13          | 12       |
| M. Jorgensen     |          |          |          |              | s23          | s23       | 14        |             |             | s23*     |
| I. Kailea        | s17      | s17      | 1*       | 1            |              | s17       |           |             | s17         |          |
| A. Kellaway      | 14       | 14       | s23      | 14           | 14           | 14        | 15*       | 14          | 14          | 14*      |
| M. Korobete      |          |          |          |              | 11           | 11        | 11        | 11          |             |          |
| D. Lancaster     |          |          | 11       |              |              |           |           |             |             |          |
| N. Lolesio       | 10       | 10       | s22      | 10           | 10           | 10        |           | 10          | 10          | 10       |
| T. Lynagh        | s22      |          |          | s22          |              |           | s22       | u22         |             |          |
| T. McDermott     | s21      |          | 9        | s21          | s21          | s21       | s21*      | s21         | s21         | s21      |
| F. McReight      | 7        | 7        | 7**      |              |              |           |           | 7*          | 7*          | 7        |
| J. Nasser        |          | s16      | s16      | s16          | 2            | s16       | s16       |             |             |          |
| Z. Nonggorr      |          |          | s18      | s18          | s18          |           |           |             |             |          |
| B. Paenga-Amosa  |          |          |          |              |              |           |           | s16         | s16         | s16      |
| H. Paisami       | 12       | 12       | 12*      | 12*          | 12           |           |           | 12*         | 12          |          |
| D. Pietsch       | s23      | u23      |          | s23          |              |           |           | s23         | 11          | 11       |
| B. Pollard       | s16      |          | 2        |              | s16          |           |           |             |             |          |
| L. Reimer        |          |          |          | s20          |              |           |           |             |             |          |
| L. Salakaia-Loto | 4        | 5        |          | 5            | 5            | 5         |           | s19         | s19         | s19      |
| J. Slipper       | 1        | 1        |          | s17          | s17          |           | s17       | s17         |             | s17      |
| H. Stewart       |          |          |          |              |              | 12        | 12        |             |             |          |
| J. Suaalii       |          |          |          |              |              |           |           |             |             | 13       |
| C. Tizzano       |          |          |          | 7            | 7            | 7         | 7*        |             |             |          |
| T. Tupou         | 3*       | 3        |          |              |              | 3         | 3         | 3           | 3           | 3        |
| S. Uru           |          |          |          |              | s20          |           |           |             |             |          |
| R. Valetini      | 8        | 6        | 6**      | 6            | 6            | 6*        | 6         | 6           | 6           | 6        |
| N. White         |          | s21      | s21      |              | 9            |           |           | 9           |             |          |
| J. Williams      | 5        | 4        | s20      | s19          |              | s19       | 5         | 5           | 5           | 5*       |
| H. Wilson        |          |          | 8        | 8            | 8            | 8         | 8         | 8           | 8           | 8*       |
| T. Wright        | 15*      | 15       | 15       | 15           | 15           | 15        |           | 15*         | 15          | 15*      |
| L. Wright        | 6        |          |          |              |              |           |           |             |             |          |

KEY: Number denotes position, s: substitute, u: unused replacement, \*: try scored

# PLAYER DATA - WALES

2024 INTERNATIONALS

|                | Games | Starts | Minutes Played | Points | Tries | Ball Carries | Carry Metres | Line Breaks | Defenders Beaten | Passes | Offloads | Turnover Con | Successful Tackles | Missed Tackles | Dominant Tackles | Penalties Conceded | Kicks | Kicking Metres | Lineout Takes | Lineout Steals |
|----------------|-------|--------|----------------|--------|-------|--------------|--------------|-------------|------------------|--------|----------|--------------|--------------------|----------------|------------------|--------------------|-------|----------------|---------------|----------------|
| J. Adams       | 5     | 5      | 358            | 0      | 0     | 31           | 190          | 2           | 10               | 12     | 0        | 9            | 12                 | 5              | 2                | 4                  | 7     | 206            | 0             | 0              |
| G. Anscombe    | 1     | 1      | 64             | 2      | 0     | 6            | 14           | 0           | 0                | 22     | 0        | 2            | 8                  | 0              | 0                | 0                  | 5     | 108            | 0             | 0              |
| K. Assiratti   | 6     | 4      | 266            | 0      | 0     | 8            | 20           | 0           | 0                | 8      | 0        | 0            | 20                 | 3              | 1                | 3                  | 0     | 0              | 0             | 0              |
| T. Basham      | 1     | 0      | 12             | 0      | 0     | 4            | 22           | 0           | 2                | 1      | 0        | 0            | 3                  | 0              | 0                | 0                  | 0     | 0              | 0             | 0              |
| A. Beard       | 6     | 6      | 399            | 0      | 0     | 27           | 104          | 0           | 0                | 42     | 1        | 0            | 55                 | 5              | 5                | 5                  | 0     | 0              | 31            | 1              |
| J. Beetham     | 1     | 0      | 10             | 0      | 0     | 0            | 0            | 0           | 0                | 4      | 0        | 0            | 0                  | 0              | 0                | 0                  | 2     | 38             | 0             | 0              |
| E. Bevan       | 4     | 3      | 206            | 5      | 1     | 3            | 22           | 1           | 0                | 125    | 0        | 4            | 15                 | 1              | 1                | 0                  | 23    | 586            | 0             | 0              |
| J. Botham      | 5     | 3      | 250            | 5      | 1     | 36           | 175          | 0           | 3                | 8      | 2        | 1            | 38                 | 3              | 1                | 1                  | 0     | 0              | 0             | 0              |
| L. Brown       | 1     | 1      | 41             | 0      | 0     | 2            | 7            | 0           | 0                | 1      | 0        | 0            | 7                  | 1              | 0                | 0                  | 0     | 0              | 0             | 0              |
| B. Carter      | 1     | 1      | 80             | 0      | 0     | 2            | 12           | 0           | 0                | 3      | 1        | 0            | 16                 | 0              | 4                | 1                  | 0     | 0              | 3             | 0              |
| S. Costelow    | 8     | 5      | 401            | 21     | 0     | 27           | 163          | 1           | 4                | 103    | 2        | 5            | 55                 | 16             | 2                | 1                  | 39    | 1,066          | 2             | 0              |
| G. Davies      | 3     | 1      | 87             | 0      | 0     | 4            | 41           | 1           | 5                | 96     | 1        | 4            | 5                  | 3              | 0                | 0                  | 10    | 189            | 0             | 0              |
| E. Dee         | 5     | 4      | 298            | 5      | 1     | 42           | 127          | 0           | 0                | 25     | 1        | 2            | 46                 | 0              | 0                | 2                  | 0     | 0              | 0             | 1              |
| C. Domachowski | 4     | 1      | 119            | 0      | 0     | 14           | 51           | 0           | 0                | 3      | 1        | 0            | 18                 | 2              | 0                | 0                  | 0     | 0              | 0             | 0              |
| R. Dyer        | 8     | 8      | 630            | 15     | 3     | 44           | 431          | 8           | 23               | 25     | 2        | 7            | 44                 | 19             | 6                | 4                  | 10    | 197            | 0             | 0              |
| R. Elias       | 4     | 1      | 121            | 0      | 0     | 17           | 67           | 0           | 0                | 4      | 0        | 2            | 22                 | 4              | 0                | 0                  | 0     | 0              | 0             | 0              |
| C. Evans       | 1     | 0      | 1              | 0      | 0     | 0            | 0            | 0           | 0                | 0      | 0        | 0            | 0                  | 0              | 0                | 0                  | 0     | 0              | 0             | 0              |
| M. Grady       | 9     | 4      | 360            | 5      | 1     | 44           | 351          | 1           | 8                | 15     | 1        | 2            | 31                 | 6              | 3                | 3                  | 1     | 13             | 0             | 0              |
| A. Griffin     | 4     | 3      | 220            | 0      | 0     | 21           | 76           | 0           | 1                | 2      | 1        | 0            | 54                 | 3              | 0                | 6                  | 0     | 0              | 0             | 0              |
| K. Hardy       | 5     | 0      | 68             | 0      | 0     | 6            | 49           | 0           | 3                | 110    | 1        | 1            | 4                  | 2              | 0                | 1                  | 4     | 87             | 0             | 0              |
| J. Hathaway    | 1     | 1      | 80             | 0      | 0     | 10           | 96           | 0           | 1                | 2      | 0        | 5            | 2                  | 2              | 0                | 0                  | 4     | 68             | 0             | 0              |
| C. Hill        | 2     | 0      | 30             | 0      | 0     | 5            | 25           | 0           | 0                | 4      | 0        | 1            | 4                  | 0              | 1                | 0                  | 0     | 0              | 1             | 0              |
| E. James       | 1     | 0      | 10             | 0      | 0     | 4            | 25           | 0           | 0                | 0      | 0        | 1            | 2                  | 0              | 0                | 0                  | 0     | 0              | 0             | 0              |
| D. Jenkins     | 7     | 7      | 530            | 0      | 0     | 33           | 109          | 0           | 0                | 25     | 0        | 2            | 115                | 8              | 5                | 4                  | 0     | 0              | 28            | 1              |
| D. Lake        | 4     | 4      | 251            | 15     | 3     | 47           | 206          | 0           | 4                | 8      | 1        | 5            | 49                 | 2              | 1                | 4                  | 0     | 0              | 0             | 0              |
| D. Lewis       | 3     | 1      | 138            | 0      | 0     | 13           | 35           | 0           | 0                | 7      | 0        | 2            | 19                 | 4              | 0                | 4                  | 0     | 0              | 0             | 0              |
| M. Llewellyn   | 1     | 1      | 80             | 0      | 0     | 10           | 55           | 0           | 2                | 4      | 2        | 0            | 5                  | 2              | 1                | 1                  | 0     | 0              | 0             | 0              |
| I. Lloyd       | 5     | 1      | 163            | 12     | 0     | 25           | 128          | 0           | 2                | 52     | 0        | 2            | 7                  | 4              | 1                | 0                  | 19    | 438            | 1             | 0              |
| E. Lloyd       | 5     | 0      | 51             | 0      | 0     | 11           | 65           | 0           | 0                | 4      | 0        | 0            | 4                  | 1              | 0                | 1                  | 0     | 0              | 0             | 0              |
| A. Mann        | 5     | 3      | 236            | 10     | 2     | 32           | 163          | 0           | 3                | 11     | 0        | 1            | 47                 | 5              | 1                | 0                  | 0     | 0              | 2             | 0              |
| M. Martin      | 5     | 0      | 64             | 0      | 0     | 12           | 42           | 0           | 0                | 2      | 0        | 1            | 8                  | 5              | 1                | 0                  | 0     | 0              | 0             | 0              |
| K. Mathias     | 5     | 0      | 65             | 0      | 0     | 9            | 32           | 0           | 0                | 4      | 0        | 1            | 9                  | 0              | 1                | 1                  | 0     | 0              | 0             | 0              |
| J. Morgan      | 1     | 0      | 35             | 0      | 0     | 3            | 21           | 0           | 3                | 1      | 0        | 0            | 9                  | 2              | 1                | 0                  | 0     | 0              | 0             | 0              |
| B. Murray      | 1     | 1      | 80             | 5      | 1     | 8            | 88           | 2           | 4                | 1      | 0        | 1            | 5                  | 1              | 1                | 0                  | 1     | 22             | 0             | 0              |
| G. North       | 3     | 3      | 240            | 0      | 0     | 30           | 173          | 0           | 9                | 6      | 1        | 2            | 16                 | 5              | 0                | 1                  | 1     | 37             | 0             | 0              |
| H. O'Connor    | 4     | 0      | 59             | 0      | 0     | 3            | 10           | 0           | 0                | 0      | 0        | 0            | 6                  | 3              | 1                | 3                  | 0     | 0              | 0             | 0              |
| T. Plumtree    | 4     | 4      | 291            | 0      | 0     | 25           | 111          | 0           | 1                | 10     | 2        | 1            | 50                 | 9              | 5                | 5                  | 0     | 0              | 11            | 2              |
| J. Ratti       | 1     | 0      | 19             | 0      | 0     | 0            | 0            | 0           | 0                | 1      | 0        | 0            | 1                  | 0              | 0                | 0                  | 0     | 0              | 0             | 0              |
| T. Reffell     | 8     | 8      | 571            | 0      | 0     | 51           | 201          | 2           | 8                | 20     | 3        | 1            | 123                | 11             | 2                | 6                  | 0     | 0              | 0             | 0              |
| J. Roberts     | 1     | 1      | 61             | 5      | 1     | 4            | 33           | 0           | 2                | 2      | 0        | 1            | 11                 | 2              | 0                | 0                  | 2     | 38             | 0             | 0              |
| W. Rowlands    | 5     | 2      | 198            | 5      | 1     | 33           | 134          | 0           | 2                | 11     | 0        | 0            | 32                 | 2              | 3                | 2                  | 0     | 0              | 8             | 0              |
| M. Screech     | 1     | 1      | 61             | 0      | 0     | 2            | 9            | 0           | 0                | 5      | 0        | 0            | 5                  | 1              | 0                | 0                  | 0     | 0              | 6             | 0              |
| N. Smith       | 1     | 0      | 35             | 0      | 0     | 2            | 4            | 0           | 0                | 0      | 0        | 0            | 9                  | 0              | 0                | 0                  | 0     | 0              | 0             | 0              |
| G. Thomas      | 8     | 8      | 491            | 0      | 0     | 40           | 134          | 0           | 2                | 20     | 0        | 3            | 84                 | 11             | 1                | 8                  | 0     | 0              | 2             | 0              |
| B. Thomas      | 3     | 3      | 212            | 15     | 0     | 15           | 89           | 1           | 2                | 51     | 1        | 6            | 25                 | 3              | 1                | 0                  | 9     | 134            | 0             | 0              |
| N. Tompkins    | 6     | 4      | 317            | 0      | 0     | 42           | 207          | 0           | 3                | 67     | 5        | 9            | 35                 | 8              | 1                | 2                  | 0     | 0              | 0             | 0              |
| C. Tshunza     | 3     | 2      | 179            | 0      | 0     | 3            | 16           | 0           | 0                | 9      | 1        | 2            | 39                 | 2              | 1                | 4                  | 0     | 0              | 3             | 1              |
| A. Wainwright  | 8     | 8      | 611            | 5      | 1     | 93           | 526          | 2           | 14               | 48     | 2        | 3            | 74                 | 9              | 2                | 3                  | 2     | 67             | 20            | 0              |
| O. Watkin      | 5     | 5      | 372            | 0      | 0     | 29           | 188          | 1           | 5                | 22     | 1        | 3            | 27                 | 9              | 4                | 1                  | 3     | 63             | 0             | 0              |
| L. Williams    | 3     | 3      | 211            | 5      | 1     | 10           | 81           | 4           | 3                | 8      | 1        | 4            | 11                 | 1              | 3                | 3                  | 4     | 93             | 0             | 0              |
| T. Williams    | 6     | 5      | 376            | 5      | 1     | 28           | 220          | 3           | 4                | 391    | 1        | 2            | 34                 | 8              | 2                | 2                  | 62    | 1,703          | 0             | 0              |
| T. Williams    | 1     | 0      | 14             | 0      | 0     | 3            | 14           | 0           | 0                | 0      | 0        | 0            | 4                  | 0              | 0                | 0                  | 0     | 0              | 0             | 0              |
| C. Winnett     | 8     | 8      | 636            | 0      | 0     | 89           | 554          | 3           | 18               | 49     | 7        | 5            | 12                 | 5              | 0                | 3                  | 26    | 1,022          | 0             | 0              |

# PLAYER DATA - AUSTRALIA

2024 INTERNATIONALS

|                  | Games | Starts | Minutes Played | Points | Tries | Ball Carries | Carry Metres | Line Breaks | Defenders Beaten | Passes | Offloads | Turnover Con | Successful Tackles | Missed Tackles | Dominant Tackles | Penalties Conceded | Kicks | Kicking Metres | Lineout Takes | Lineout Steals |
|------------------|-------|--------|----------------|--------|-------|--------------|--------------|-------------|------------------|--------|----------|--------------|--------------------|----------------|------------------|--------------------|-------|----------------|---------------|----------------|
| A. Alaialotoa    | 10    | 3      | 421            | 5      | 1     | 31           | 112          | 0           | 0                | 17     | 1        | 1            | 75                 | 6              | 2                | 4                  | 0     | 0              | 0             | 0              |
| A. Bell          | 6     | 6      | 335            | 0      | 0     | 50           | 254          | 1           | 16               | 13     | 1        | 1            | 68                 | 3              | 5                | 5                  | 0     | 0              | 0             | 0              |
| A. Blyth         | 4     | 2      | 169            | 0      | 0     | 6            | 15           | 0           | 0                | 5      | 0        | 1            | 25                 | 4              | 1                | 4                  | 0     | 0              | 2             | 0              |
| C. Cale          | 2     | 1      | 82             | 0      | 0     | 13           | 71           | 0           | 0                | 5      | 0        | 2            | 12                 | 1              | 0                | 1                  | 0     | 0              | 2             | 2              |
| J. Canham        | 1     | 0      | 15             | 0      | 0     | 0            | 0            | 0           | 0                | 0      | 0        | 0            | 1                  | 3              | 0                | 0                  | 0     | 0              | 0             | 0              |
| F. Daugunu       | 4     | 4      | 216            | 15     | 3     | 33           | 280          | 2           | 7                | 5      | 0        | 0            | 13                 | 4              | 0                | 3                  | 5     | 168            | 0             | 0              |
| B. Donaldson     | 7     | 2      | 164            | 30     | 0     | 14           | 125          | 2           | 5                | 50     | 1        | 2            | 7                  | 4              | 0                | 1                  | 20    | 745            | 0             | 0              |
| M. Faessler      | 8     | 8      | 440            | 5      | 1     | 42           | 184          | 0           | 5                | 16     | 0        | 1            | 77                 | 4              | 1                | 4                  | 1     | 0              | 0             | 0              |
| J. Flook         | 4     | 2      | 192            | 0      | 0     | 7            | 52           | 0           | 3                | 3      | 1        | 0            | 20                 | 2              | 1                | 1                  | 0     | 0              | 0             | 0              |
| N. Frost         | 7     | 7      | 476            | 0      | 0     | 59           | 268          | 1           | 5                | 42     | 1        | 8            | 81                 | 19             | 8                | 4                  | 0     | 0              | 27            | 4              |
| L. Gleeson       | 6     | 0      | 97             | 0      | 0     | 17           | 92           | 0           | 5                | 3      | 0        | 0            | 11                 | 3              | 0                | 1                  | 0     | 0              | 1             | 1              |
| J. Gordon        | 7     | 7      | 419            | 10     | 2     | 16           | 103          | 2           | 3                | 450    | 1        | 2            | 36                 | 5              | 0                | 3                  | 45    | 1,061          | 0             | 0              |
| A. Hodgman       | 1     | 0      | 20             | 0      | 0     | 3            | 7            | 0           | 0                | 0      | 0        | 0            | 3                  | 0              | 1                | 1                  | 0     | 0              | 0             | 0              |
| T. Hooper        | 2     | 0      | 52             | 0      | 0     | 7            | 32           | 0           | 0                | 3      | 0        | 1            | 7                  | 0              | 0                | 0                  | 0     | 0              | 1             | 0              |
| L. Ikitau        | 8     | 8      | 620            | 0      | 0     | 58           | 426          | 1           | 22               | 27     | 5        | 3            | 46                 | 7              | 2                | 2                  | 9     | 232            | 0             | 0              |
| M. Jorgensen     | 4     | 1      | 159            | 5      | 1     | 11           | 171          | 3           | 3                | 3      | 1        | 5            | 11                 | 2              | 1                | 0                  | 2     | 4              | 0             | 0              |
| I. Kailea        | 6     | 2      | 194            | 5      | 1     | 31           | 129          | 0           | 2                | 8      | 1        | 2            | 38                 | 3              | 0                | 3                  | 0     | 0              | 0             | 0              |
| A. Kellaway      | 10    | 9      | 722            | 10     | 2     | 47           | 500          | 8           | 12               | 36     | 2        | 5            | 49                 | 25             | 5                | 4                  | 8     | 258            | 0             | 0              |
| M. Korobete      | 4     | 4      | 303            | 0      | 0     | 28           | 210          | 4           | 5                | 16     | 2        | 9            | 24                 | 12             | 3                | 3                  | 3     | 113            | 0             | 0              |
| D. Lancaster     | 1     | 1      | 80             | 0      | 0     | 8            | 87           | 2           | 2                | 1      | 0        | 1            | 6                  | 2              | 0                | 0                  | 0     | 0              | 0             | 1              |
| N. Lolesio       | 9     | 8      | 582            | 69     | 0     | 50           | 304          | 2           | 13               | 155    | 7        | 9            | 27                 | 9              | 3                | 2                  | 56    | 1,585          | 1             | 0              |
| T. Lynagh        | 4     | 0      | 59             | 6      | 0     | 3            | 26           | 0           | 0                | 7      | 0        | 0            | 6                  | 2              | 0                | 0                  | 2     | 60             | 0             | 0              |
| T. McDermott     | 9     | 1      | 224            | 5      | 1     | 25           | 141          | 2           | 8                | 231    | 0        | 3            | 16                 | 3              | 0                | 0                  | 24    | 626            | 0             | 0              |
| F. McReight      | 6     | 6      | 469            | 20     | 4     | 53           | 358          | 3           | 8                | 44     | 2        | 3            | 91                 | 6              | 4                | 2                  | 1     | 56             | 0             | 0              |
| J. Nasser        | 6     | 1      | 194            | 0      | 0     | 17           | 52           | 0           | 2                | 15     | 1        | 0            | 29                 | 1              | 1                | 0                  | 0     | 0              | 0             | 0              |
| Z. Nonggorr      | 3     | 0      | 82             | 0      | 0     | 8            | 23           | 0           | 0                | 2      | 0        | 2            | 8                  | 2              | 0                | 0                  | 0     | 0              | 0             | 0              |
| B. Paenga-Amosa  | 3     | 0      | 78             | 0      | 0     | 12           | 47           | 1           | 0                | 8      | 0        | 0            | 18                 | 1              | 0                | 1                  | 0     | 0              | 0             | 0              |
| H. Paisami       | 7     | 7      | 527            | 15     | 3     | 60           | 343          | 2           | 11               | 48     | 0        | 6            | 59                 | 10             | 2                | 6                  | 8     | 179            | 0             | 0              |
| D. Pietsch       | 6     | 2      | 187            | 0      | 0     | 23           | 216          | 4           | 5                | 9      | 1        | 5            | 10                 | 4              | 0                | 0                  | 2     | 28             | 0             | 0              |
| B. Pollard       | 3     | 1      | 96             | 0      | 0     | 9            | 24           | 0           | 1                | 6      | 0        | 1            | 13                 | 0              | 1                | 2                  | 0     | 0              | 0             | 0              |
| L. Reimer        | 1     | 0      | 17             | 0      | 0     | 4            | 18           | 0           | 0                | 0      | 0        | 1            | 2                  | 1              | 0                | 0                  | 0     | 0              | 0             | 0              |
| L. Salakaia-Loto | 8     | 5      | 387            | 0      | 0     | 50           | 268          | 2           | 4                | 33     | 0        | 5            | 59                 | 9              | 1                | 5                  | 0     | 0              | 24            | 5              |
| J. Slipper       | 7     | 2      | 222            | 0      | 0     | 24           | 95           | 0           | 1                | 4      | 0        | 0            | 34                 | 4              | 1                | 7                  | 0     | 0              | 1             | 0              |
| H. Stewart       | 2     | 2      | 160            | 0      | 0     | 7            | 47           | 0           | 1                | 17     | 0        | 1            | 21                 | 5              | 3                | 1                  | 2     | 103            | 0             | 0              |
| J. Suaalii       | 1     | 1      | 80             | 0      | 0     | 7            | 30           | 0           | 0                | 9      | 4        | 1            | 4                  | 4              | 0                | 0                  | 0     | 0              | 0             | 0              |
| C. Tizzano       | 4     | 4      | 307            | 5      | 1     | 22           | 83           | 0           | 5                | 8      | 1        | 2            | 74                 | 1              | 8                | 4                  | 0     | 0              | 0             | 0              |
| T. Tupou         | 7     | 7      | 300            | 5      | 1     | 37           | 172          | 0           | 6                | 13     | 0        | 5            | 30                 | 6              | 4                | 7                  | 0     | 0              | 0             | 0              |
| S. Uru           | 1     | 0      | 18             | 0      | 0     | 2            | 9            | 0           | 0                | 2      | 1        | 0            | 2                  | 0              | 0                | 2                  | 0     | 0              | 1             | 1              |
| R. Valetini      | 10    | 10     | 737            | 15     | 3     | 101          | 571          | 1           | 11               | 41     | 3        | 4            | 84                 | 5              | 5                | 4                  | 2     | 48             | 5             | 0              |
| N. White         | 4     | 2      | 157            | 0      | 0     | 12           | 24           | 1           | 1                | 135    | 1        | 3            | 10                 | 4              | 0                | 1                  | 25    | 561            | 1             | 0              |
| J. Williams      | 9     | 6      | 491            | 5      | 1     | 49           | 204          | 1           | 4                | 33     | 1        | 7            | 69                 | 10             | 8                | 8                  | 0     | 0              | 17            | 3              |
| H. Wilson        | 8     | 8      | 625            | 5      | 1     | 103          | 542          | 0           | 5                | 47     | 5        | 7            | 109                | 12             | 7                | 7                  | 1     | 58             | 23            | 0              |
| T. Wright        | 9     | 9      | 720            | 15     | 3     | 88           | 755          | 9           | 30               | 54     | 6        | 8            | 12                 | 9              | 0                | 3                  | 25    | 796            | 0             | 0              |
| L. Wright        | 1     | 1      | 57             | 0      | 0     | 5            | 21           | 0           | 0                | 5      | 0        | 0            | 1                  | 2              | 0                | 1                  | 0     | 0              | 4             | 1              |

# ***PLAYER RANKINGS***

## **2024 INTERNATIONALS**

# PLAYER RANKINGS - POINTS

2024 INTERNATIONALS

## POINTS

|    |             | Games        | Points | Minutes | Pens | Conv | Drop Goals | Tries |   |
|----|-------------|--------------|--------|---------|------|------|------------|-------|---|
| 1  | D. McKenzie | New Zealand  | 12     | 131     | 809  | 22   | 30         | 0     | 1 |
| 2  | T. Alborno  | Argentina    | 10     | 83      | 531  | 6    | 25         | 0     | 3 |
| 3  | J. Crowley  | Ireland      | 8      | 79      | 596  | 14   | 16         | 0     | 1 |
| 4  | S. Lee      | Japan        | 7      | 76      | 461  | 8    | 21         | 0     | 2 |
| 5  | T. Ramos    | France       | 6      | 75      | 480  | 13   | 18         | 0     | 0 |
| 6  | F. Russell  | Scotland     | 6      | 70      | 480  | 16   | 11         | 0     | 0 |
| 7  | H. Pollard  | South Africa | 9      | 69      | 414  | 15   | 12         | 0     | 0 |
| 7  | N. Lolesio  | Australia    | 9      | 69      | 582  | 15   | 12         | 0     | 0 |
| 9  | C. Muntz    | Fiji         | 7      | 67      | 499  | 10   | 16         | 0     | 1 |
| 10 | M. Smith    | England      | 7      | 64      | 428  | 9    | 12         | 1     | 2 |

## GOAL KICKING (MADE)

|    |             | Games        | Minutes | Goals | Misses | Pens | Pens Missed | Conv | Conv Missed | Goal Kicking % |       |
|----|-------------|--------------|---------|-------|--------|------|-------------|------|-------------|----------------|-------|
| 1  | D. McKenzie | New Zealand  | 12      | 809   | 52     | 16   | 22          | 6    | 30          | 10             | 76.5% |
| 2  | T. Ramos    | France       | 6       | 480   | 31     | 5    | 13          | 2    | 18          | 3              | 86.1% |
| 2  | T. Alborno  | Argentina    | 10      | 531   | 31     | 11   | 6           | 2    | 25          | 9              | 73.8% |
| 4  | J. Crowley  | Ireland      | 8       | 596   | 30     | 10   | 14          | 3    | 16          | 7              | 75.0% |
| 5  | S. Lee      | Japan        | 7       | 461   | 29     | 1    | 8           | 1    | 21          | 0              | 96.7% |
| 6  | H. Pollard  | South Africa | 9       | 414   | 27     | 6    | 15          | 3    | 12          | 3              | 81.8% |
| 6  | F. Russell  | Scotland     | 6       | 480   | 27     | 1    | 16          | 0    | 11          | 1              | 96.4% |
| 6  | N. Lolesio  | Australia    | 9       | 582   | 27     | 7    | 15          | 3    | 12          | 4              | 79.4% |
| 9  | C. Muntz    | Fiji         | 7       | 499   | 26     | 7    | 10          | 0    | 16          | 7              | 78.8% |
| 10 | P. Garbisi  | Italy        | 9       | 693   | 23     | 8    | 10          | 4    | 13          | 4              | 74.2% |

## GOAL KICKING (%)\*

|   |                   | Games       | Kicks | Made | Available Points | Points Scored | Expected Points | Pts Gained | Goal Kicking % |        |
|---|-------------------|-------------|-------|------|------------------|---------------|-----------------|------------|----------------|--------|
| 1 | Leo Berdeu        | France      | 1     | 7    | 7                | 19            | 19              | 14.1       | 4.9            | 100.0% |
| 2 | Seungsin Lee      | Japan       | 6     | 30   | 29               | 69            | 66              | 60.9       | 5.1            | 96.7%  |
| 3 | Finn Russell      | Scotland    | 6     | 28   | 27               | 72            | 70              | 61.3       | 8.7            | 96.4%  |
| 4 | Ben Donaldson     | Australia   | 5     | 14   | 13               | 32            | 30              | 26.2       | 3.8            | 92.9%  |
| 5 | Santiago Carreras | Argentina   | 6     | 20   | 18               | 49            | 45              | 41.9       | 3.1            | 90.0%  |
| 6 | Thomas Ramos      | France      | 6     | 36   | 31               | 87            | 75              | 68.0       | 7.0            | 86.1%  |
| 7 | Martin Page-Relo  | Italy       | 5     | 7    | 6                | 21            | 18              | 5.1        | 12.9           | 85.7%  |
| 7 | Ioan Lloyd        | Wales       | 3     | 7    | 6                | 14            | 12              | 10.4       | 1.6            | 85.7%  |
| 7 | Ben Thomas        | Wales       | 2     | 7    | 6                | 18            | 15              | 12.9       | 2.1            | 85.7%  |
| 7 | Beauden Barrett   | New Zealand | 2     | 7    | 6                | 14            | 12              | 10.2       | 1.8            | 85.7%  |

\*Minimum 5 Kicks at Goal



WALES



AUSTRALIA

# PLAYER RANKINGS - TRIES

2024 INTERNATIONALS

## TRIES

|    |                  | Games        | Minutes Played | Tries | Tries / 80 |     |
|----|------------------|--------------|----------------|-------|------------|-----|
| 1  | D. van der Merwe | Scotland     | 9              | 718   | 8          | 0.9 |
| 2  | C. Clarke        | New Zealand  | 7              | 501   | 7          | 1.1 |
| 3  | M. Mapimpi       | South Africa | 5              | 390   | 6          | 1.2 |
| 3  | D. Riley         | Japan        | 8              | 640   | 6          | 0.8 |
| 3  | M. Tele'a        | New Zealand  | 9              | 566   | 6          | 0.8 |
| 3  | W. Jordan        | New Zealand  | 8              | 556   | 6          | 0.9 |
| 7  | D. Sheehan       | Ireland      | 6              | 330   | 5          | 1.2 |
| 7  | M. Carreras      | Argentina    | 9              | 690   | 5          | 0.6 |
| 7  | I. Feyi-Waboso   | England      | 9              | 426   | 5          | 0.9 |
| 10 | M. Ioane         | Italy        | 8              | 635   | 4          | 0.5 |
| 10 | J. Lowe          | Ireland      | 8              | 640   | 4          | 0.5 |
| 10 | M. Marx          | South Africa | 10             | 398   | 4          | 0.8 |
| 10 | A. Savea         | New Zealand  | 11             | 855   | 4          | 0.4 |
| 10 | J. Mallia        | Argentina    | 7              | 524   | 4          | 0.6 |

## TRY ASSISTS

|   |                | Games       | Minutes Played | Try Assists | Try Assists / 80 |     |
|---|----------------|-------------|----------------|-------------|------------------|-----|
| 1 | B. Barrett     | New Zealand | 9              | 537         | 7                | 1.0 |
| 1 | M. Smith       | England     | 7              | 428         | 7                | 1.3 |
| 3 | D. McKenzie    | New Zealand | 12             | 809         | 5                | 0.5 |
| 3 | H. Jones       | Scotland    | 9              | 705         | 5                | 0.6 |
| 3 | S. Lee         | Japan       | 7              | 461         | 5                | 0.9 |
| 6 | J. Gibson-Park | Ireland     | 6              | 373         | 4                | 0.9 |
| 6 | A. Hastings    | Scotland    | 4              | 194         | 4                | 1.6 |
| 6 | A. Mitchell    | England     | 7              | 451         | 4                | 0.7 |
| 6 | T. Alborno     | Argentina   | 10             | 531         | 4                | 0.6 |
| 6 | F. Lomani      | Fiji        | 8              | 492         | 4                | 0.7 |
| 6 | S. Chocobares  | Argentina   | 8              | 546         | 4                | 0.6 |
| 6 | S. Fujiwara    | Japan       | 8              | 412         | 4                | 0.8 |
| 6 | P. Garbisi     | Italy       | 9              | 693         | 4                | 0.5 |
| 6 | J. Dobie       | Scotland    | 6              | 243         | 4                | 1.3 |

## TRY INVOLVEMENTS

|   |                  | Games        | Minutes Played | Try Involvements | % of Team Total |       |
|---|------------------|--------------|----------------|------------------|-----------------|-------|
| 1 | D. Riley         | Japan        | 8              | 640              | 9               | 16.1% |
| 1 | M. Smith         | England      | 7              | 428              | 9               | 16.4% |
| 3 | B. Barrett       | New Zealand  | 9              | 537              | 8               | 9.4%  |
| 3 | D. van der Merwe | Scotland     | 9              | 718              | 8               | 9.4%  |
| 3 | H. Jones         | Scotland     | 9              | 705              | 8               | 9.4%  |
| 3 | M. Mapimpi       | South Africa | 5              | 390              | 8               | 11.4% |
| 3 | M. Tele'a        | New Zealand  | 9              | 566              | 8               | 9.4%  |
| 3 | W. Jordan        | New Zealand  | 8              | 556              | 8               | 9.4%  |
| 9 | C. Clarke        | New Zealand  | 7              | 501              | 7               | 8.2%  |
| 9 | T. Alborno       | Argentina    | 10             | 531              | 7               | 9.1%  |
| 9 | J. Dobie         | Scotland     | 6              | 243              | 7               | 10.9% |
| 9 | S. Lee           | Japan        | 7              | 461              | 7               | 12.5% |
| 9 | K. Salawa        | Fiji         | 8              | 541              | 7               | 14.0% |

# PLAYER RANKINGS - CARRIES

2024 INTERNATIONALS

## CARRIES

|    |               | Games        | Total |     |
|----|---------------|--------------|-------|-----|
| 1  | B. Earl       | England      | 10    | 160 |
| 2  | A. Savea      | New Zealand  | 11    | 140 |
| 3  | H. Wilson     | Australia    | 8     | 103 |
| 4  | R. Valetini   | Australia    | 10    | 101 |
| 5  | D. McKenzie   | New Zealand  | 12    | 100 |
| 6  | W. Sittiti    | New Zealand  | 8     | 96  |
| 7  | J. Barrett    | New Zealand  | 10    | 95  |
| 8  | C. Doris      | Ireland      | 8     | 94  |
| 9  | A. Wainwright | Wales        | 8     | 93  |
| 10 | P. du Toit    | South Africa | 9     | 90  |

|    |              | Minutes      | Per 80* |      |
|----|--------------|--------------|---------|------|
| 1  | J. Wiese     | South Africa | 254     | 18.3 |
| 2  | B. Earl      | England      | 800     | 16.0 |
| 3  | W. Sittiti   | New Zealand  | 499     | 15.4 |
| 4  | D. Lake      | Wales        | 251     | 15.0 |
| 5  | S. Negri     | Italy        | 245     | 14.0 |
| 6  | E. Louw      | South Africa | 310     | 13.9 |
| 7  | H. Wilson    | Australia    | 625     | 13.2 |
| 8  | A. Savea     | New Zealand  | 855     | 13.1 |
| 9  | J. Dempsey   | Scotland     | 469     | 13.0 |
| 10 | T. Ikanivere | Fiji         | 512     | 12.5 |

## METRES

|    |                  | Games       | Total |     |
|----|------------------|-------------|-------|-----|
| 1  | D. Riley         | Japan       | 8     | 901 |
| 2  | B. Earl          | England     | 10    | 856 |
| 3  | A. Savea         | New Zealand | 11    | 786 |
| 4  | W. Jordan        | New Zealand | 8     | 782 |
| 5  | D. van der Merwe | Scotland    | 9     | 777 |
| 6  | M. Tuitama       | Japan       | 6     | 766 |
| 7  | T. Wright        | Australia   | 9     | 755 |
| 8  | M. Carreras      | Argentina   | 9     | 739 |
| 9  | J. Barrett       | New Zealand | 10    | 723 |
| 10 | M. loane         | Italy       | 8     | 723 |

|    |               | Minutes      | Per 80* |       |
|----|---------------|--------------|---------|-------|
| 1  | M. Tuitama    | Japan        | 440     | 139.3 |
| 2  | I. Masi       | Fiji         | 270     | 120.9 |
| 3  | C. Clarke     | New Zealand  | 501     | 115.2 |
| 4  | J. Wiese      | South Africa | 254     | 113.7 |
| 5  | Y. Yazaki     | Japan        | 374     | 113.5 |
| 6  | D. Riley      | Japan        | 640     | 112.7 |
| 7  | K. Rowe       | Scotland     | 427     | 112.5 |
| 8  | W. Jordan     | New Zealand  | 556     | 112.5 |
| 9  | V. Karawalevu | Fiji         | 479     | 109.9 |
| 10 | T. Albornoz   | Argentina    | 531     | 107.0 |

## DEFENDERS BEATEN

|    |                  | Games        | Total |    |
|----|------------------|--------------|-------|----|
| 1  | M. Tele'a        | New Zealand  | 9     | 41 |
| 2  | D. van der Merwe | Scotland     | 9     | 38 |
| 3  | D. McKenzie      | New Zealand  | 12    | 37 |
| 3  | B. Earl          | England      | 10    | 37 |
| 5  | D. Riley         | Japan        | 8     | 33 |
| 6  | M. loane         | Italy        | 8     | 31 |
| 7  | H. Jones         | Scotland     | 9     | 30 |
| 7  | A. Savea         | New Zealand  | 11    | 30 |
| 7  | T. Wright        | Australia    | 9     | 30 |
| 10 | C. Kolbe         | South Africa | 7     | 29 |
| 10 | M. Carreras      | Argentina    | 9     | 29 |

|    |                     | Minutes      | Per 80* |     |
|----|---------------------|--------------|---------|-----|
| 1  | M. Tele'a           | New Zealand  | 566     | 5.8 |
| 2  | D. Penaud           | France       | 400     | 5.4 |
| 3  | M. Tuitama          | Japan        | 440     | 4.5 |
| 4  | K. Rowe             | Scotland     | 427     | 4.5 |
| 5  | S. Feinberg-Mngomez | South Africa | 384     | 4.4 |
| 6  | C. Clarke           | New Zealand  | 501     | 4.3 |
| 7  | M. Smith            | England      | 428     | 4.3 |
| 8  | D. van der Merwe    | Scotland     | 718     | 4.2 |
| 9  | B. Delguy           | Argentina    | 344     | 4.2 |
| 10 | C. Kolbe            | South Africa | 560     | 4.1 |

\*Minimum 240 minutes played



# PLAYER RANKINGS - PASSING

2024 INTERNATIONALS

## PASSES

|    |                | Games       | Total |     |
|----|----------------|-------------|-------|-----|
| 1  | S. Fujiwara    | Japan       | 8     | 513 |
| 2  | F. Lomani      | Fiji        | 8     | 468 |
| 3  | J. Gordon      | Australia   | 7     | 450 |
| 4  | G. Bertranou   | Argentina   | 9     | 419 |
| 5  | T. Williams    | Wales       | 6     | 391 |
| 6  | J. Gibson-Park | Ireland     | 6     | 385 |
| 7  | C. Ratima      | New Zealand | 10    | 373 |
| 8  | T. Perenara    | New Zealand | 8     | 360 |
| 9  | A. Mitchell    | England     | 7     | 336 |
| 10 | M. Page-Relo   | Italy       | 8     | 280 |

|    |                | Minutes     | Per 80* |      |
|----|----------------|-------------|---------|------|
| 1  | S. Fujiwara    | Japan       | 412     | 99.6 |
| 2  | J. Gordon      | Australia   | 419     | 85.9 |
| 3  | T. Williams    | Wales       | 376     | 83.2 |
| 4  | J. Gibson-Park | Ireland     | 373     | 82.6 |
| 5  | C. Ratima      | New Zealand | 366     | 81.5 |
| 6  | T. Perenara    | New Zealand | 358     | 80.4 |
| 7  | F. Lomani      | Fiji        | 492     | 76.1 |
| 8  | G. Bertranou   | Argentina   | 481     | 69.7 |
| 9  | M. Page-Relo   | Italy       | 365     | 61.4 |
| 10 | B. White       | Scotland    | 343     | 60.9 |

## PASSING ACCURACY\*\*

|    |             | Total        | %   |        |
|----|-------------|--------------|-----|--------|
| 1  | C. Roigard  | New Zealand  | 114 | 100.0% |
| 2  | G. Williams | South Africa | 189 | 99.5%  |
| 3  | K. Hardy    | Wales        | 110 | 99.1%  |
| 4  | B. Serin    | France       | 101 | 99.0%  |
| 5  | J. Dobie    | Scotland     | 154 | 98.7%  |
| 6  | S. Varney   | Italy        | 149 | 98.7%  |
| 7  | N. White    | Australia    | 135 | 98.5%  |
| 8  | E. Bevan    | Wales        | 125 | 98.4%  |
| 9  | C. Ratima   | New Zealand  | 373 | 98.1%  |
| 10 | J. Gordon   | Australia    | 450 | 98.0%  |

## BREAK ASSIST PASSES

|   |               | Games        | Total |    |
|---|---------------|--------------|-------|----|
| 1 | D. McKenzie   | New Zealand  | 12    | 19 |
| 2 | S. Tuipulotu  | Scotland     | 7     | 7  |
| 2 | S. McDowall   | Scotland     | 6     | 7  |
| 4 | A. Fassi      | South Africa | 6     | 6  |
| 4 | P. Garbisi    | Italy        | 9     | 6  |
| 6 | G. Ford       | England      | 7     | 5  |
| 6 | S. Kolisi     | South Africa | 7     | 5  |
| 6 | S. Cordero    | Argentina    | 4     | 5  |
| 6 | F. Russell    | Scotland     | 6     | 5  |
| 6 | R. Henshaw    | Ireland      | 7     | 5  |
| 6 | T. Wright     | Australia    | 9     | 5  |
| 6 | R. Valetini   | Australia    | 10    | 5  |
| 6 | T. Alborno    | Argentina    | 10    | 5  |
| 6 | S. Chocobares | Argentina    | 8     | 5  |
| 6 | J. Oviedo     | Argentina    | 9     | 5  |

## OFFLOADS

|    |             | Games        | Total |    |
|----|-------------|--------------|-------|----|
| 1  | D. McKenzie | New Zealand  | 12    | 14 |
| 1  | S. Reece    | New Zealand  | 8     | 14 |
| 3  | W. Sititi   | New Zealand  | 8     | 13 |
| 4  | M. Ioane    | Italy        | 8     | 12 |
| 4  | J. Lowe     | Ireland      | 8     | 12 |
| 4  | M. Tele'a   | New Zealand  | 9     | 12 |
| 7  | H. Jones    | Scotland     | 9     | 11 |
| 7  | R. Snyman   | South Africa | 4     | 11 |
| 7  | D. Penaud   | France       | 5     | 11 |
| 10 | J. Mallia   | Argentina    | 7     | 10 |
| 10 | W. Jordan   | New Zealand  | 8     | 10 |
| 10 | J. Oviedo   | Argentina    | 9     | 10 |

|    |            | Minutes      | Per 80* |     |
|----|------------|--------------|---------|-----|
| 1  | D. Penaud  | France       | 400     | 2.2 |
| 2  | S. Reece   | New Zealand  | 536     | 2.1 |
| 3  | W. Sititi  | New Zealand  | 499     | 2.1 |
| 4  | B. Dixon   | South Africa | 271     | 1.8 |
| 5  | M. Tele'a  | New Zealand  | 566     | 1.7 |
| 6  | S. Waqa    | Japan        | 286     | 1.7 |
| 7  | M. Tuitama | Japan        | 440     | 1.6 |
| 8  | L. Barre   | France       | 363     | 1.5 |
| 9  | J. Mallia  | Argentina    | 524     | 1.5 |
| 10 | M. Ioane   | Italy        | 635     | 1.5 |

\*Minimum 240 minutes played \*\*Minimum 100 Passes



# PLAYER RANKINGS - KICKS

2024 INTERNATIONALS

## KICKS IN PLAY

|    |             | Games       | Total |     |
|----|-------------|-------------|-------|-----|
| 1  | D. McKenzie | New Zealand | 12    | 105 |
| 2  | F. Russell  | Scotland    | 6     | 89  |
| 3  | A. Mitchell | England     | 7     | 79  |
| 4  | P. Garbisi  | Italy       | 9     | 75  |
| 5  | T. Alborno  | Argentina   | 10    | 70  |
| 6  | F. Lomani   | Fiji        | 8     | 63  |
| 7  | T. Williams | Wales       | 6     | 62  |
| 8  | J. Crowley  | Ireland     | 8     | 58  |
| 9  | N. Lolesio  | Australia   | 9     | 56  |
| 10 | B. Barrett  | New Zealand | 9     | 55  |

|    |                     | Minutes      | Per 80* |      |
|----|---------------------|--------------|---------|------|
| 1  | F. Russell          | Scotland     | 480     | 14.8 |
| 2  | A. Mitchell         | England      | 451     | 14.0 |
| 3  | T. Williams         | Wales        | 376     | 13.2 |
| 4  | B. White            | Scotland     | 343     | 12.6 |
| 5  | S. Varney           | Italy        | 246     | 12.0 |
| 6  | T. Alborno          | Argentina    | 531     | 10.5 |
| 7  | S. Feinberg-Mngomez | South Africa | 384     | 10.4 |
| 8  | D. McKenzie         | New Zealand  | 809     | 10.4 |
| 9  | F. Lomani           | Fiji         | 492     | 10.2 |
| 10 | G. Williams         | South Africa | 251     | 10.2 |

## KICKING METRES

|    |             | Games       | Total |       |
|----|-------------|-------------|-------|-------|
| 1  | D. McKenzie | New Zealand | 12    | 3,170 |
| 2  | F. Russell  | Scotland    | 6     | 3,080 |
| 3  | T. Alborno  | Argentina   | 10    | 2,576 |
| 4  | P. Garbisi  | Italy       | 9     | 2,319 |
| 5  | J. Lowe     | Ireland     | 8     | 2,179 |
| 6  | A. Mitchell | England     | 7     | 2,163 |
| 7  | S. Carreras | Argentina   | 9     | 1,956 |
| 8  | S. Lee      | Japan       | 7     | 1,889 |
| 9  | F. Lomani   | Fiji        | 8     | 1,759 |
| 10 | T. Williams | Wales       | 6     | 1,703 |

|    |                     | Minutes      | Per 80* |       |
|----|---------------------|--------------|---------|-------|
| 1  | F. Russell          | Scotland     | 480     | 513.3 |
| 2  | T. Alborno          | Argentina    | 531     | 388.1 |
| 3  | A. Mitchell         | England      | 451     | 383.6 |
| 4  | T. Williams         | Wales        | 376     | 362.3 |
| 5  | S. Lee              | Japan        | 461     | 327.8 |
| 6  | B. White            | Scotland     | 343     | 324.7 |
| 7  | D. McKenzie         | New Zealand  | 809     | 313.5 |
| 8  | S. Carreras         | Argentina    | 505     | 309.8 |
| 9  | S. Feinberg-Mngomez | South Africa | 384     | 309.4 |
| 10 | S. Varney           | Italy        | 246     | 288.6 |

## METRES / KICKS IN PLAY\*\*

|    |                   | Games       | Avg* |      |
|----|-------------------|-------------|------|------|
| 1  | Blair Kinghorn    | Scotland    | 4    | 42.2 |
| 2  | Hugo Keenan       | Ireland     | 4    | 41.9 |
| 3  | Leo Barre         | France      | 5    | 40.4 |
| 4  | James Lowe        | Ireland     | 8    | 40.3 |
| 5  | Cameron Winnett   | Wales       | 8    | 39.3 |
| 6  | Juan Cruz Mallia  | Argentina   | 7    | 38.2 |
| 7  | Santiago Carreras | Argentina   | 9    | 36.9 |
| 8  | Tomas Alborno     | Argentina   | 10   | 36.8 |
| 9  | Jordie Barrett    | New Zealand | 10   | 36.1 |
| 10 | Seungsin Lee      | Japan       | 7    | 35.0 |

\*Minimum 240 minutes played \*\*Minimum 2 Kicks / 80min



WALES



AUSTRALIA

# PLAYER RANKINGS - LINEOUTS

2024 INTERNATIONALS

## LINEOUTS WON (INC. STEALS)

|   |                  | Games        | Total |    |
|---|------------------|--------------|-------|----|
| 1 | W. Dearn         | Japan        | 9     | 49 |
| 2 | F. Ruzza         | Italy        | 9     | 46 |
| 3 | M. Itoje         | England      | 10    | 41 |
| 4 | E. Etzebeth      | South Africa | 10    | 38 |
| 5 | R. Nortje        | South Africa | 5     | 34 |
| 5 | J. Gonzalez      | Argentina    | 7     | 34 |
| 7 | A. Beard         | Wales        | 6     | 32 |
| 8 | N. Frost         | Australia    | 7     | 31 |
| 9 | S. Cummings      | Scotland     | 8     | 29 |
| 9 | L. Salakaia-Loto | Australia    | 8     | 29 |
| 9 | D. Jenkins       | Wales        | 7     | 29 |

|    |                  | Minutes      | Per 80* |     |
|----|------------------|--------------|---------|-----|
| 1  | R. Nortje        | South Africa | 369     | 7.4 |
| 2  | F. Ruzza         | Italy        | 532     | 6.9 |
| 3  | A. Beard         | Wales        | 399     | 6.4 |
| 4  | L. Salakaia-Loto | Australia    | 387     | 6.0 |
| 5  | J. Gonzalez      | Argentina    | 471     | 5.8 |
| 6  | W. Dearn         | Japan        | 695     | 5.6 |
| 7  | N. Frost         | Australia    | 476     | 5.2 |
| 8  | F. Molina        | Argentina    | 421     | 5.1 |
| 9  | O. Chessum       | England      | 331     | 5.1 |
| 10 | E. Etzebeth      | South Africa | 623     | 4.9 |

## LINEOUT STEALS

|   |                  | Games        | Total |   |
|---|------------------|--------------|-------|---|
| 1 | W. Dearn         | Japan        | 9     | 8 |
| 2 | M. Derenalagi    | Fiji         | 7     | 6 |
| 3 | L. Salakaia-Loto | Australia    | 8     | 5 |
| 3 | T. Vaa'i         | New Zealand  | 11    | 5 |
| 5 | M. Itoje         | England      | 10    | 4 |
| 5 | E. Etzebeth      | South Africa | 10    | 4 |
| 5 | P. du Toit       | South Africa | 9     | 4 |
| 5 | S. Cummings      | Scotland     | 8     | 4 |
| 5 | N. Frost         | Australia    | 7     | 4 |
| 5 | J. Moro          | Argentina    | 1     | 4 |

|    |                  | Minutes     | Per 80* |     |
|----|------------------|-------------|---------|-----|
| 1  | L. Salakaia-Loto | Australia   | 387     | 1.0 |
| 2  | M. Derenalagi    | Fiji        | 475     | 1.0 |
| 3  | W. Dearn         | Japan       | 695     | 0.9 |
| 4  | P. Tuipulotu     | New Zealand | 276     | 0.9 |
| 5  | O. Chessum       | England     | 331     | 0.7 |
| 6  | E. Ashman        | Scotland    | 334     | 0.7 |
| 7  | N. Frost         | Australia   | 476     | 0.7 |
| 8  | J. Ryan          | Ireland     | 252     | 0.6 |
| 9  | T. Vaa'i         | New Zealand | 642     | 0.6 |
| 10 | S. Cummings      | Scotland    | 542     | 0.6 |

## LINEOUT THROWS WON

|   |              | Games        | Total |    |
|---|--------------|--------------|-------|----|
| 1 | J. George    | England      | 10    | 94 |
| 2 | C. Taylor    | New Zealand  | 9     | 81 |
| 3 | M. Harada    | Japan        | 9     | 71 |
| 4 | J. Montoya   | Argentina    | 8     | 67 |
| 5 | T. Ikanivere | Fiji         | 8     | 66 |
| 6 | B. Mbonambi  | South Africa | 8     | 61 |
| 7 | M. Faessler  | Australia    | 8     | 58 |
| 8 | G. Nicotera  | Italy        | 8     | 57 |
| 9 | M. Marx      | South Africa | 10    | 55 |
| 9 | A. Aumua     | New Zealand  | 12    | 55 |

## LINEOUT SUCCESS RATE\*\*

|    |             | Games        | Total* |       |
|----|-------------|--------------|--------|-------|
| 1  | E. Dee      | Wales        | 5      | 96.2% |
| 2  | I. Ruiz     | Argentina    | 9      | 92.5% |
| 3  | J. George   | England      | 10     | 91.3% |
| 4  | M. Harada   | Japan        | 9      | 89.9% |
| 5  | D. Lake     | Wales        | 4      | 89.8% |
| 6  | B. Mbonambi | South Africa | 8      | 89.7% |
| 7  | P. Mauvaka  | France       | 6      | 89.1% |
| 8  | D. Sheehan  | Ireland      | 6      | 88.7% |
| 9  | J. Montoya  | Argentina    | 8      | 88.2% |
| 10 | M. Faessler | Australia    | 8      | 87.9% |

\*Minimum 240 minutes played \*\*Minimum 2 lineout throws / 80



# PLAYER RANKINGS - TACKLES & TURNOVERS

2024 INTERNATIONALS

## SUCCESSFUL TACKLES

|    |            |             | Games | Total |
|----|------------|-------------|-------|-------|
| 1  | M. Lamaro  | Italy       | 9     | 155   |
| 2  | B. Earl    | England     | 10    | 136   |
| 3  | R. Darge   | Scotland    | 9     | 132   |
| 4  | T. Reffell | Wales       | 8     | 123   |
| 5  | M. Itoje   | England     | 10    | 120   |
| 6  | A. Savea   | New Zealand | 11    | 117   |
| 7  | N. Cannone | Italy       | 9     | 115   |
| 7  | D. Jenkins | Wales       | 7     | 115   |
| 9  | H. Wilson  | Australia   | 8     | 109   |
| 10 | S. Barrett | New Zealand | 9     | 107   |

|    |                     |           | Minutes | Per 80* |
|----|---------------------|-----------|---------|---------|
| 1  | G. Lucchesi         | Italy     | 352     | 19.3    |
| 2  | C. Tizzano          | Australia | 307     | 19.3    |
| 3  | R. Vintcent         | Italy     | 364     | 18.2    |
| 4  | C. Cunningham-South | England   | 386     | 18.2    |
| 5  | J. Ryan             | Ireland   | 252     | 18.1    |
| 6  | M. Lamaro           | Italy     | 687     | 18.0    |
| 7  | L. Cannone          | Italy     | 365     | 18.0    |
| 8  | M. Zuliani          | Italy     | 249     | 17.7    |
| 9  | R. Darge            | Scotland  | 600     | 17.6    |
| 10 | D. Jenkins          | Wales     | 530     | 17.4    |

## DOMINANT TACKLES

|   |               |           | Games | Total |
|---|---------------|-----------|-------|-------|
| 1 | R. Darge      | Scotland  | 9     | 17    |
| 1 | T. Menoncello | Italy     | 9     | 17    |
| 3 | P. Schoeman   | Scotland  | 10    | 15    |
| 4 | M. Lamaro     | Italy     | 9     | 13    |
| 5 | N. Cannone    | Italy     | 9     | 12    |
| 5 | T. Freeman    | England   | 10    | 12    |
| 7 | M. Kremer     | Argentina | 8     | 11    |
| 7 | W. Dearn      | Japan     | 9     | 11    |
| 9 | M. Itoje      | England   | 10    | 10    |
| 9 | S. Cummings   | Scotland  | 8     | 10    |

## TACKLE SUCCESS RATE\*\*

|    |              |           | Minutes | %*     |
|----|--------------|-----------|---------|--------|
| 1  | G. Gilchrist | Scotland  | 451     | 100.0% |
| 2  | E. Dee       | Wales     | 298     | 97.9%  |
| 3  | S. Negri     | Italy     | 245     | 94.4%  |
| 4  | E. Bello     | Argentina | 256     | 93.8%  |
| 5  | J. Dempsey   | Scotland  | 469     | 93.5%  |
| 6  | M. Leitch    | Japan     | 240     | 92.9%  |
| 7  | L. Cannone   | Italy     | 365     | 92.1%  |
| 8  | P. Schoeman  | Scotland  | 517     | 92.0%  |
| 9  | Z. Fagerson  | Scotland  | 466     | 91.9%  |
| 10 | R. Darge     | Scotland  | 600     | 91.7%  |

## BREAKDOWN STEALS

|    |               |              | Games | Total |
|----|---------------|--------------|-------|-------|
| 1  | W. Dearn      | Japan        | 9     | 12    |
| 2  | M. Derenalagi | Fiji         | 7     | 10    |
| 2  | T. Vaa'i      | New Zealand  | 11    | 10    |
| 4  | M. Itoje      | England      | 10    | 9     |
| 4  | T. Reffell    | Wales        | 8     | 9     |
| 6  | S. Barrett    | New Zealand  | 9     | 7     |
| 6  | A. Savea      | New Zealand  | 11    | 7     |
| 6  | T. Beirne     | Ireland      | 7     | 7     |
| 6  | G. Lucchesi   | Italy        | 9     | 7     |
| 10 | P. Tuipulotu  | New Zealand  | 6     | 6     |
| 10 | P. du Toit    | South Africa | 9     | 6     |
| 10 | S. Underhill  | England      | 8     | 6     |
| 10 | F. McReight   | Australia    | 6     | 6     |
| 10 | N. Frost      | Australia    | 7     | 6     |

|    |                  |             | Minutes | Per 80* |
|----|------------------|-------------|---------|---------|
| 1  | P. Tuipulotu     | New Zealand | 276     | 1.7     |
| 2  | M. Derenalagi    | Fiji        | 475     | 1.7     |
| 3  | G. Lucchesi      | Italy       | 352     | 1.6     |
| 4  | W. Dearn         | Japan       | 695     | 1.4     |
| 5  | M. Zuliani       | Italy       | 249     | 1.3     |
| 6  | T. Reffell       | Wales       | 571     | 1.3     |
| 7  | T. Vaa'i         | New Zealand | 642     | 1.2     |
| 8  | C. Ratima        | New Zealand | 366     | 1.1     |
| 9  | E. Blackadder    | New Zealand | 309     | 1.0     |
| 10 | L. Salakaia-Loto | Australia   | 387     | 1.0     |

\*Minimum 240 minutes played \*\*Minimum 5 tackles / 80

 **WALES**

 **AUSTRALIA**

# PLAYER RANKINGS - DISCIPLINE

2024 INTERNATIONALS

## PENS CONCEDED

|   |                  | Games        | Total |
|---|------------------|--------------|-------|
| 1 | J. Slipper       | Australia    | 7     |
| 1 | S. Cane          | New Zealand  | 7     |
| 1 | D. van der Merwe | Scotland     | 7     |
| 1 | K. Smith         | South Africa | 7     |
| 1 | T. Tupou         | Australia    | 7     |
| 1 | J. Barrett       | New Zealand  | 7     |
| 1 | H. Wilson        | Australia    | 7     |
| 1 | S. Tawake        | Fiji         | 7     |
| 1 | J. Gonzalez      | Argentina    | 7     |
| 1 | H. Hetet         | Fiji         | 7     |
| 1 | G. Brown         | Scotland     | 7     |
| 1 | S. Takeuchi      | Japan        | 7     |
| 1 | R. Vintcent      | Italy        | 7     |
| 1 | W. Sittiti       | New Zealand  | 7     |

|    |             | Minutes   | Per 80* |
|----|-------------|-----------|---------|
| 1  | J. Sclavi   | Argentina | 321     |
| 2  | H. Hetet    | Fiji      | 261     |
| 3  | G. Lucchesi | Italy     | 352     |
| 4  | A. Porter   | Ireland   | 513     |
| 5  | J. Ryan     | Ireland   | 252     |
| 6  | T. Tupou    | Australia | 300     |
| 7  | Z. Fagerson | Scotland  | 466     |
| 8  | S. Waqa     | Japan     | 286     |
| 9  | I. Ruiz     | Argentina | 291     |
| 10 | M. Zuliani  | Italy     | 249     |

## CARDS

|   |                  | Games        | Yellows |
|---|------------------|--------------|---------|
| 1 | K. Arendse       | South Africa | 3       |
| 2 | A. Kellaway      | Australia    | 2       |
| 2 | P. O'Mahony      | Ireland      | 2       |
| 2 | A. Lienert-Brown | New Zealand  | 2       |
| 2 | C. Clarke        | New Zealand  | 2       |
| 2 | A. Fassi         | South Africa | 2       |
| 2 | E. Ashman        | Scotland     | 2       |
| 8 | E. Daly          | England      | 1       |
| 8 | U. Atonio        | France       | 1       |
| 8 | W. Le Roux       | South Africa | 1       |
| 8 | O. Tu'ungafasi   | New Zealand  | 1       |
| 8 | J. Wiese         | South Africa | 1       |
| 8 | D. van der Merwe | Scotland     | 1       |
| 8 | M. Marx          | South Africa | 1       |
| 8 | J. Kriel         | South Africa | 1       |

|   |                | Games        | Reds |
|---|----------------|--------------|------|
| 1 | P. Matera      | Argentina    | 1    |
| 1 | J. Danty       | France       | 1    |
| 1 | A. Esterhuizen | South Africa | 1    |
| 1 | P. Willemse    | France       | 1    |
| 1 | C. Ewels       | England      | 1    |
| 1 | A. Cocagi      | Fiji         | 1    |
| 1 | S. Cummings    | Scotland     | 1    |
| 1 | F. Daugunu     | Australia    | 1    |
| 1 | S. Radradra    | Fiji         | 1    |
| 1 | K. Shimokawa   | Japan        | 1    |

\*Minimum 240 minutes played



**PLAYER COMPARISON**  
**2024 INTERNATIONALS**  
**WALES & AUSTRALIA**

# PLAYER COMPARISON - POINTS

2024 INTERNATIONALS

| POINTS |             |       |           |   |              |       |    |
|--------|-------------|-------|-----------|---|--------------|-------|----|
| WALES  |             |       | AUSTRALIA |   |              |       |    |
|        |             | Games | Total     |   | Games        | Total |    |
| 1      | S. Costelow | 8     | 21        | 1 | N. Lolesio   | 9     | 69 |
| 2      | B. Thomas   | 3     | 15        | 2 | B. Donaldson | 7     | 30 |
| 2      | R. Dyer     | 8     | 15        | 3 | F. McReight  | 6     | 20 |
| 2      | D. Lake     | 4     | 15        | 4 | T. Wright    | 9     | 15 |
| 5      | I. Lloyd    | 5     | 12        | 4 | R. Valetini  | 10    | 15 |
|        |             |       |           | 4 | H. Paisami   | 7     | 15 |
|        |             |       |           | 4 | F. Daugunu   | 4     | 15 |

| TRIES |               |       |           |   |             |       |   |
|-------|---------------|-------|-----------|---|-------------|-------|---|
| WALES |               |       | AUSTRALIA |   |             |       |   |
|       |               | Games | Total     |   | Games       | Total |   |
| 1     | R. Dyer       | 8     | 3         |   |             |       |   |
| 1     | D. Lake       | 4     | 3         | 1 | F. McReight | 6     | 4 |
| 3     | A. Mann       | 5     | 2         |   |             |       |   |
| 4     | L. Williams   | 3     | 1         | 2 | T. Wright   | 9     | 3 |
| 4     | E. Dee        | 5     | 1         |   |             |       |   |
| 4     | T. Williams   | 6     | 1         |   |             |       |   |
| 4     | W. Rowlands   | 5     | 1         | 2 | R. Valetini | 10    | 3 |
| 4     | J. Botham     | 5     | 1         |   |             |       |   |
| 4     | A. Wainwright | 8     | 1         | 2 | H. Paisami  | 7     | 3 |
| 4     | J. Roberts    | 1     | 1         |   |             |       |   |
| 4     | E. Bevan      | 4     | 1         | 2 | F. Daugunu  | 4     | 3 |
| 4     | M. Grady      | 9     | 1         |   |             |       |   |
| 4     | B. Murray     | 1     | 1         |   |             |       |   |

| GOAL KICKING* |             |      |        |           |   |              |        |   |       |
|---------------|-------------|------|--------|-----------|---|--------------|--------|---|-------|
| WALES         |             |      |        | AUSTRALIA |   |              |        |   |       |
|               |             | Made | Missed | %         |   | Made         | Missed | % |       |
| 1             | B. Thomas   | 6    | 1      | 85.7%     | 1 | B. Donaldson | 13     | 1 | 92.9% |
| 1             | I. Lloyd    | 6    | 1      | 85.7%     |   |              |        |   |       |
| 3             | S. Costelow | 9    | 2      | 81.8%     | 2 | N. Lolesio   | 27     | 7 | 79.4% |

\*Minimum 5 Kicks at Goal

# PLAYER COMPARISON - CARRIES

2024 INTERNATIONALS

| CARRIES |               |       |           |   |             |    |     |
|---------|---------------|-------|-----------|---|-------------|----|-----|
| WALES   |               |       | AUSTRALIA |   |             |    |     |
|         |               | Games | Total     |   |             |    |     |
| 1       | A. Wainwright | 8     | 93        | 1 | H. Wilson   | 8  | 103 |
| 2       | C. Winnett    | 8     | 89        | 2 | R. Valetini | 10 | 101 |
| 3       | T. Reffell    | 8     | 51        | 3 | T. Wright   | 9  | 88  |
| 4       | D. Lake       | 4     | 47        | 4 | H. Paisami  | 7  | 60  |
| 5       | R. Dyer       | 8     | 44        | 5 | N. Frost    | 7  | 59  |
| 5       | M. Grady      | 9     | 44        |   |             |    |     |

| METRES |               |       |           |   |             |    |       |
|--------|---------------|-------|-----------|---|-------------|----|-------|
| WALES  |               |       | AUSTRALIA |   |             |    |       |
|        |               | Games | Total     |   |             |    |       |
| 1      | C. Winnett    | 8     | 554.0     | 1 | T. Wright   | 9  | 755.2 |
| 2      | A. Wainwright | 8     | 525.5     | 2 | R. Valetini | 10 | 571.0 |
| 3      | R. Dyer       | 8     | 430.6     | 3 | H. Wilson   | 8  | 541.9 |
| 4      | M. Grady      | 9     | 350.6     | 4 | A. Kellaway | 10 | 499.9 |
| 5      | T. Williams   | 6     | 220.3     | 5 | L. Ikitau   | 8  | 426.4 |

| DEFENDERS BEATEN |               |       |           |   |             |    |    |
|------------------|---------------|-------|-----------|---|-------------|----|----|
| WALES            |               |       | AUSTRALIA |   |             |    |    |
|                  |               | Games | Total     |   |             |    |    |
| 1                | R. Dyer       | 8     | 23        | 1 | T. Wright   | 9  | 30 |
| 2                | C. Winnett    | 8     | 18        | 2 | L. Ikitau   | 8  | 22 |
| 3                | A. Wainwright | 8     | 14        | 3 | A. Bell     | 6  | 16 |
| 4                | J. Adams      | 5     | 10        | 4 | N. Lolesio  | 9  | 13 |
| 5                | G. North      | 3     | 9         | 5 | A. Kellaway | 10 | 12 |

# PLAYER COMPARISON - PASSING

2024 INTERNATIONALS

| PASSES |             |       |           |   |              |   |     |
|--------|-------------|-------|-----------|---|--------------|---|-----|
| WALES  |             |       | AUSTRALIA |   |              |   |     |
|        |             | Games | Total     |   |              |   |     |
| 1      | T. Williams | 6     | 391       | 1 | J. Gordon    | 7 | 450 |
| 2      | E. Bevan    | 4     | 125       | 2 | T. McDermott | 9 | 231 |
| 3      | K. Hardy    | 5     | 110       | 3 | N. Lolesio   | 9 | 155 |
| 4      | S. Costelow | 8     | 103       | 4 | N. White     | 4 | 135 |
| 5      | G. Davies   | 3     | 96        | 5 | T. Wright    | 9 | 54  |

| PASSING ACCURACY%** |             |       |           |   |              |   |       |
|---------------------|-------------|-------|-----------|---|--------------|---|-------|
| WALES               |             |       | AUSTRALIA |   |              |   |       |
|                     |             | Games | Total     |   |              |   |       |
| 1                   | K. Hardy    | 5     | 99.1%     | 1 | N. White     | 4 | 98.5% |
| 2                   | E. Bevan    | 4     | 98.4%     | 2 | J. Gordon    | 7 | 98.0% |
| 3                   | T. Williams | 6     | 97.7%     | 3 | T. McDermott | 9 | 96.1% |
| 4                   | S. Costelow | 8     | 95.1%     | 4 | N. Lolesio   | 9 | 95.5% |

| OFFLOADS |               |       |           |   |            |   |   |
|----------|---------------|-------|-----------|---|------------|---|---|
| WALES    |               |       | AUSTRALIA |   |            |   |   |
|          |               | Games | Total     |   |            |   |   |
| 1        | C. Winnett    | 8     | 7         | 1 | N. Lolesio | 9 | 7 |
| 2        | N. Tompkins   | 6     | 5         | 2 | T. Wright  | 9 | 6 |
| 3        | T. Reffell    | 8     | 3         | 3 | H. Wilson  | 8 | 5 |
| 4        | J. Botham     | 5     | 2         | 3 | L. Ikitau  | 8 | 5 |
| 4        | A. Wainwright | 8     | 2         | 5 | J. Suaalii | 1 | 4 |
| 4        | R. Dyer       | 8     | 2         |   |            |   |   |
| 4        | M. Llewellyn  | 1     | 2         |   |            |   |   |
| 4        | S. Costelow   | 8     | 2         |   |            |   |   |
| 4        | T. Plumtree   | 4     | 2         |   |            |   |   |

# PLAYER COMPARISON - KICKS

2024 INTERNATIONALS

| KICKS IN PLAY |             |       |           |   |              |   |    |
|---------------|-------------|-------|-----------|---|--------------|---|----|
| WALES         |             |       | AUSTRALIA |   |              |   |    |
|               |             | Games | Total     |   |              |   |    |
| 1             | T. Williams | 6     | 62        | 1 | N. Lolesio   | 9 | 56 |
| 2             | S. Costelow | 8     | 39        | 2 | J. Gordon    | 7 | 45 |
| 3             | C. Winnett  | 8     | 26        | 3 | N. White     | 4 | 25 |
| 4             | E. Bevan    | 4     | 23        | 3 | T. Wright    | 9 | 25 |
| 5             | I. Lloyd    | 5     | 19        | 5 | T. McDermott | 9 | 24 |

| KICKING METRES |             |       |           |   |              |   |         |
|----------------|-------------|-------|-----------|---|--------------|---|---------|
| WALES          |             |       | AUSTRALIA |   |              |   |         |
|                |             | Games | Total     |   |              |   |         |
| 1              | T. Williams | 6     | 1,702.7   | 1 | N. Lolesio   | 9 | 1,585.4 |
| 2              | S. Costelow | 8     | 1,066.0   | 2 | J. Gordon    | 7 | 1,060.9 |
| 3              | C. Winnett  | 8     | 1,021.5   | 3 | T. Wright    | 9 | 796.3   |
| 4              | E. Bevan    | 4     | 585.5     | 4 | B. Donaldson | 7 | 745.0   |
| 5              | I. Lloyd    | 5     | 437.9     | 5 | T. McDermott | 9 | 626.3   |

| METRES / KICKS IN PLAY** |             |       |           |   |              |    |      |
|--------------------------|-------------|-------|-----------|---|--------------|----|------|
| WALES                    |             |       | AUSTRALIA |   |              |    |      |
|                          |             | Games | Avg*      |   |              |    |      |
| 1                        | C. Winnett  | 8     | 39.3      | 1 | H. Wilson    | 8  | 58.3 |
| 2                        | T. Williams | 6     | 27.5      | 2 | F. McReight  | 6  | 56.4 |
| 3                        | S. Costelow | 8     | 27.3      | 3 | M. Koroibete | 4  | 37.7 |
|                          |             |       |           | 4 | A. Kellaway  | 10 | 32.3 |
|                          |             |       |           | 5 | T. Wright    | 9  | 31.9 |

\*Minimum 240 minutes played \*\*Minimum 2 Kicks / 80min

# PLAYER COMPARISON - LINEOUTS

2024 INTERNATIONALS

## LINEOUTS WON (INC. STEALS)

| WALES           |       |       |
|-----------------|-------|-------|
|                 | Games | Total |
| 1 A. Beard      | 6     | 32    |
| 2 D. Jenkins    | 7     | 29    |
| 3 A. Wainwright | 8     | 20    |
| 4 T. Plumtree   | 4     | 13    |
| 5 W. Rowlands   | 5     | 8     |

| AUSTRALIA          |       |       |
|--------------------|-------|-------|
|                    | Games | Total |
| 1 N. Frost         | 7     | 31    |
| 2 L. Salakaia-Loto | 8     | 29    |
| 3 H. Wilson        | 8     | 23    |
| 4 J. Williams      | 9     | 20    |
| 5 L. Wright        | 1     | 5     |
| 5 R. Valetini      | 10    | 5     |

## LINEOUT STEALS

| WALES         |       |       |
|---------------|-------|-------|
|               | Games | Total |
| 1 T. Plumtree | 4     | 2     |
| 2 E. Dee      | 5     | 1     |
| 2 A. Beard    | 6     | 1     |
| 2 D. Jenkins  | 7     | 1     |
| 2 C. Tshunza  | 3     | 1     |

| AUSTRALIA          |       |       |
|--------------------|-------|-------|
|                    | Games | Total |
| 1 L. Salakaia-Loto | 8     | 5     |
| 2 N. Frost         | 7     | 4     |
| 3 J. Williams      | 9     | 3     |
| 4 C. Cale          | 2     | 2     |
| 5 L. Wright        | 1     | 1     |
| 5 S. Uru           | 1     | 1     |
| 5 D. Lancaster     | 1     | 1     |
| 5 L. Gleeson       | 6     | 1     |

## LINEOUT THROWS WON

| WALES        |       |       |
|--------------|-------|-------|
|              | Games | Total |
| 1 E. Dee     | 5     | 50    |
| 2 D. Lake    | 4     | 44    |
| 3 R. Elias   | 4     | 17    |
| 4 E. Lloyd   | 5     | 6     |
| 5 C. Winnett | 8     | 2     |

| AUSTRALIA         |       |       |
|-------------------|-------|-------|
|                   | Games | Total |
| 1 M. Faessler     | 8     | 58    |
| 2 J. Nasser       | 6     | 25    |
| 3 B. Pollard      | 3     | 15    |
| 4 B. Paenga-Amosa | 3     | 14    |
| 5 T. Wright       | 9     | 1     |
| 5 N. Lolesio      | 9     | 1     |

# PLAYER COMPARISON - TACKLES

2024 INTERNATIONALS

## SUCCESSFUL TACKLES

| WALES           |       |       |
|-----------------|-------|-------|
|                 | Games | Total |
| 1 T. Reffell    | 8     | 123   |
| 2 D. Jenkins    | 7     | 115   |
| 3 G. Thomas     | 8     | 84    |
| 4 A. Wainwright | 8     | 74    |
| 5 A. Beard      | 6     | 55    |
| 5 S. Costelow   | 8     | 55    |

| AUSTRALIA     |       |       |
|---------------|-------|-------|
|               | Games | Total |
| 1 H. Wilson   | 8     | 109   |
| 2 F. McReight | 6     | 91    |
| 3 R. Valetini | 10    | 84    |
| 4 N. Frost    | 7     | 81    |
| 5 M. Faessler | 8     | 77    |

## DOMINANT TACKLES

| WALES         |       |       |
|---------------|-------|-------|
|               | Games | Total |
| 1 R. Dyer     | 8     | 6     |
| 2 A. Beard    | 6     | 5     |
| 2 T. Plumtree | 4     | 5     |
| 2 D. Jenkins  | 7     | 5     |
| 5 O. Watkin   | 5     | 4     |
| 5 B. Carter   | 1     | 4     |

| AUSTRALIA     |       |       |
|---------------|-------|-------|
|               | Games | Total |
| 1 N. Frost    | 7     | 8     |
| 1 C. Tizzano  | 4     | 8     |
| 1 J. Williams | 9     | 8     |
| 4 H. Wilson   | 8     | 7     |
| 5 A. Kellaway | 10    | 5     |
| 5 R. Valetini | 10    | 5     |
| 5 A. Bell     | 6     | 5     |

## BREAKDOWN STEALS

| WALES         |       |       |
|---------------|-------|-------|
|               | Games | Total |
| 1 T. Reffell  | 8     | 9     |
| 2 E. Dee      | 5     | 3     |
| 3 L. Williams | 3     | 2     |
| 3 A. Beard    | 6     | 2     |
| 3 T. Plumtree | 4     | 2     |
| 3 C. Tshunza  | 3     | 2     |

| AUSTRALIA          |       |       |
|--------------------|-------|-------|
|                    | Games | Total |
| 1 F. McReight      | 6     | 6     |
| 1 N. Frost         | 7     | 6     |
| 3 R. Valetini      | 10    | 5     |
| 3 L. Salakaia-Loto | 8     | 5     |
| 5 J. Williams      | 9     | 4     |

# PLAYER COMPARISON - DISCIPLINE

2024 INTERNATIONALS

## PENS CONCEDED

| WALES         |       |       | AUSTRALIA     |       |       |
|---------------|-------|-------|---------------|-------|-------|
|               | Games | Total |               | Games | Total |
| 1 G. Thomas   | 8     | 8     | 1 J. Williams | 9     | 8     |
| 2 T. Reffell  | 8     | 6     | 2 J. Slipper  | 7     | 7     |
| 2 A. Griffin  | 4     | 6     | 2 T. Tupou    | 7     | 7     |
| 4 A. Beard    | 6     | 5     | 2 H. Wilson   | 8     | 7     |
| 4 T. Plumtree | 4     | 5     | 5 H. Paisami  | 7     | 6     |

## YELLOW CARDS

| WALES           |       |       | AUSTRALIA          |       |       |
|-----------------|-------|-------|--------------------|-------|-------|
|                 | Games | Total |                    | Games | Total |
| 1 G. Thomas     | 8     | 1     | 1 A. Kellaway      | 10    | 2     |
| 1 A. Wainwright | 8     | 1     | 2 L. Salakaia-Loto | 8     | 1     |
| 1 R. Dyer       | 8     | 1     | 2 F. McReight      | 6     | 1     |
| 1 T. Reffell    | 8     | 1     | 2 S. Uru           | 1     | 1     |
| 1 M. Grady      | 9     | 1     |                    |       |       |

## RED CARDS

| WALES |       |       | AUSTRALIA    |       |       |
|-------|-------|-------|--------------|-------|-------|
|       | Games | Total |              | Games | Total |
|       |       |       | 1 F. Daugunu | 4     | 1     |