

Insights by **Sage**



# ***PREVIEW REPORT***

***SCOTLAND - SOUTH AFRICA***

***2024 AUTUMN NATIONS SERIES***

***ROUND 1***

***10/11/2024***



***SCOTLAND***



***SPRINGBOK***



# SCOTLAND vs SOUTH AFRICA

2024 AUTUMN NATIONS SERIES



## OPTA FACTS

- South Africa have won 15 of their last 16 men's Test matches against Scotland (L1), including each of their last eight, their longest ever winning run in this fixture; Scotland's five wins against the Springboks have all come at home (1906 in Glasgow, 1965, 1969, 2002 and 2010 at Murrayfield).
- Scotland have won each of their last five Test matches, their longest winning run since 2020 (W5); in fact, the last time they enjoyed a longer winning streak was between 1989 and 1990 (W6).
- South Africa have won 21 of their last 25 matches (L4), including eight of their 10 matches since lifting the Rugby World Cup last year, with both of the Springboks' defeats in 2024 coming by a single point.
- The Springboks have won each of their last four matches away to European nations, this after winning just six of their previous 17 such fixtures; it's South Africa's best such run since winning seven in a row between 2010 and 2013.
- Scotland have won six of their last seven matches at Scottish Gas Murrayfield (L1), with their only defeat in that spell coming against France during this year's Guinness Six Nations; Gregor Townsend's side won by 40 points in their opening game of this year's Autumn Nations Series, their biggest win on home soil since beating Tonga 60-14 in October 2021.
- Scotland (37.0) and South Africa (34.4) rank first and second respectively for points scored per game among men's Tier 1 Test sides in 2024, while only Ireland (15.9) have conceded fewer points per game than Scotland (18.1) or the Springboks (17.3) this year.
- South Africa had the most possession (55%) and territory (54%) of any team in The Rugby Championship this year; the Springboks made 168 kicks from hand in the competition, more than any other team, however they retained a championship-high 23% of those kicks, reclaiming 39 in total – just two fewer than the three other nations combined (Arg - 15, Aus - 13, NZ - 13).
- Scotland had the highest place-kicking success rate of any side in the 2024 Guinness Men's Six Nations (96%, 22/23), while South Africa had the lowest success rate from the tee of any team in this year's Rugby Championship (68%, 28/41).
- Darcy Graham scored four tries for Scotland against Fiji last weekend and has now scored 16 across his last nine Test matches and 28 in total across his 40 caps, overtaking Stuart Hogg (27) as their second top try scorer in men's rugby, only behind teammate Duhan van der Merwe (29), who has scored in each of his last three Scotland matches, his longest such run.
- South Africa centre Jesse Kriel made the most line breaks of any player in the 2024 Rugby Championship (8), while Scotland centre Huw Jones made five line breaks during his side's opening Autumn Nations Series fixture against Fiji, the joint-most of any centre in a men's Tier 1 Test match this decade, alongside Bundee Aki for Ireland v Romania in last year's Rugby World Cup.

# MATCH SQUADS

2024 AUTUMN NATIONS SERIES

Scotland	#	South Africa
Tom Jordan	15	Willie Le Roux
Blair Kinghorn	14	Canan Moodie
Huw Jones	13	Lukhanyo Am
Sione Tuipulotu	12	Andre Esterhuizen
Duhan van der Merwe	11	Makazole Mapimpi
Finn Russell	10	Handre Pollard
Ben White	9	Jaden Hendrikse
Pierre Schoeman	1	Ox Nche
Ewan Ashman	2	Bongi Mbonambi
Zander Fagerson	3	Thomas du Toit
Grant Gilchrist	4	Eben Etzebeth
Scott Cummings	5	Franco Mostert
Matt Fagerson	6	Marco van Staden
Rory Darge	7	Elrigh Louw
Jack Dempsey	8	Kwagga Smith
Dylan Richardson	16	Malcolm Marx
Rory Sutherland	17	Gerhard Steenekamp
Elliot Millar Mills	18	Vincent Koch
Max Williamson	19	RG Snyman
Josh Bayliss	20	Siya Kolisi
Jamie Ritchie	21	Pieter-Steph du Toit
Jamie Dobie	22	Jasper Wiese
Stafford McDowall	23	Grant Williams



# SCOTLAND MATCH SQUAD DETAILS

2024 AUTUMN NATIONS SERIES

#	Player	Age	Height	Weight	Caps	Points	Tries
15	Tom Jordan	26	188	95	1	0	0
14	Blair Kinghorn	27	190	101	53	128	14
13	Huw Jones	30	185	102	51	95	19
12	Sione Tuipulotu	27	178	103	28	10	2
11	Duhan van der Merwe	29	193	106	42	145	29
10	Finn Russell	32	182	93	80	382	8
9	Ben White	19	182	110	22	20	4
1	Pierre Schoeman	30	185	118	35	30	6
2	Ewan Ashman	24	186	113	20	40	8
3	Zander Fagerson	28	189	126	68	15	3
4	Grant Gilchrist	34	202	117	73	5	1
5	Scott Cummings	27	198	115	40	10	2
6	Matt Fagerson	26	185	110	48	20	4
7	Rory Darge	24	185	98	23	25	5
8	Jack Dempsey	30	192	111	21	5	1
16	Dylan Richardson	25	183	106	4	15	3
17	Rory Sutherland	32	183	110	33	0	0
18	Elliot Millar Mills	32	178	121	5	0	0
19	Max Williamson	22	198	118	5	0	0
20	Josh Bayliss	27	190	106	7	15	3
21	Jamie Ritchie	28	193	109	52	5	1
22	Jamie Dobie	23	178	81	7	15	3
23	Stafford McDowall	26	193	103	6	5	1

# SOUTH AFRICA MATCH SQUAD DETAILS

2024 AUTUMN NATIONS SERIES

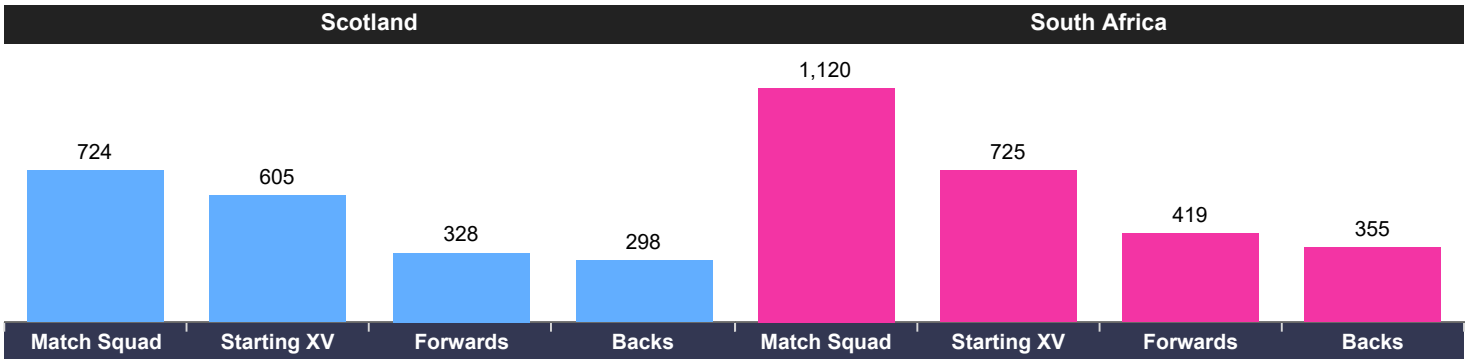


#	Player	Age	Height	Weight	Caps	Points	Tries
15	Willie Le Roux	35	186	90	97	75	15
14	Canan Moodie	22	191	92	11	25	5
13	Lukhanyo Am	30	186	87	40	35	7
12	Andre Esterhuizen	30	193	113	18	0	0
11	Makazole Mapimpi	34	184	91	45	150	30
10	Handre Pollard	30	189	96	77	755	7
9	Jaden Hendrikse	24	184	88	18	19	2
1	Ox Nche	29	176	117	37	0	0
2	Bongi Mbonambi	33	175	108	75	75	15
3	Thomas du Toit	29	190	132	21	0	0
4	Eben Etzebeth	33	203	117	128	30	6
5	Franco Mostert	33	198	106	76	15	3
6	Marco van Staden	29	184	89	23	10	2
7	Elrigh Louw	25	195	112	10	0	0
8	Kwagga Smith	31	180	100	49	45	9
16	Malcolm Marx	30	189	117	73	105	21
17	Gerhard Steenekamp	27	191	126	8	0	0
18	Vincent Koch	34	185	115	58	0	0
19	RG Snyman	29	206	117	37	10	2
20	Siya Kolisi	33	189	103	89	60	12
21	Pieter-Steph du Toit	32	200	115	84	55	11
22	Jasper Wiese	29	189	120	31	5	1
23	Grant Williams	28	174	77	15	15	3

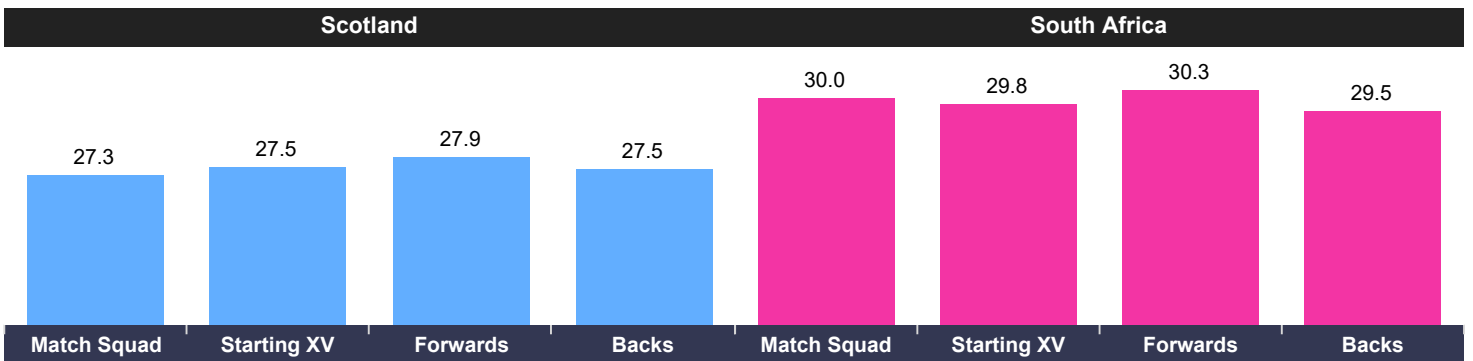
# MATCH SQUAD - SQUAD COMPARISON

2024 AUTUMN NATIONS SERIES

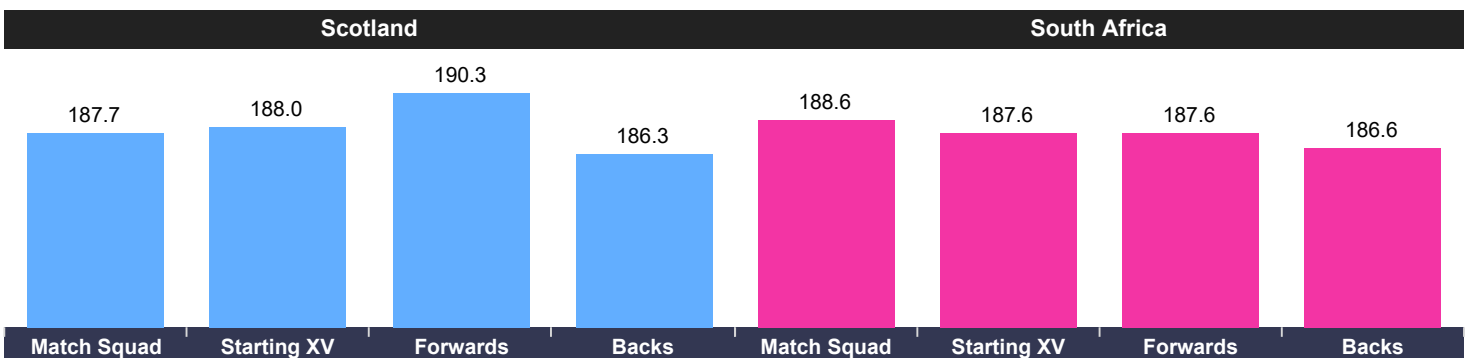
## CAPS - TOTAL



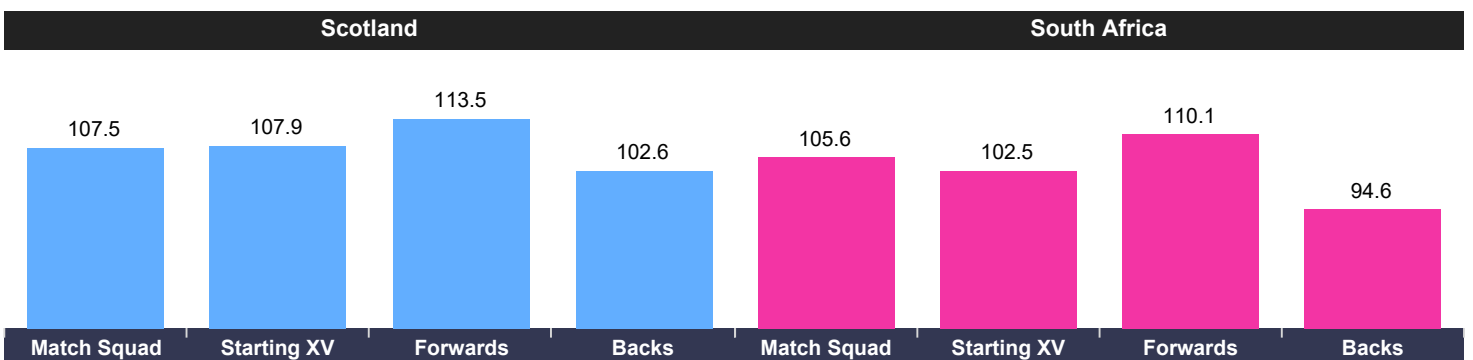
## AGE - AVERAGES



## HEIGHT - AVERAGES



## WEIGHT - AVERAGES



## LAST MATCH DETAILS

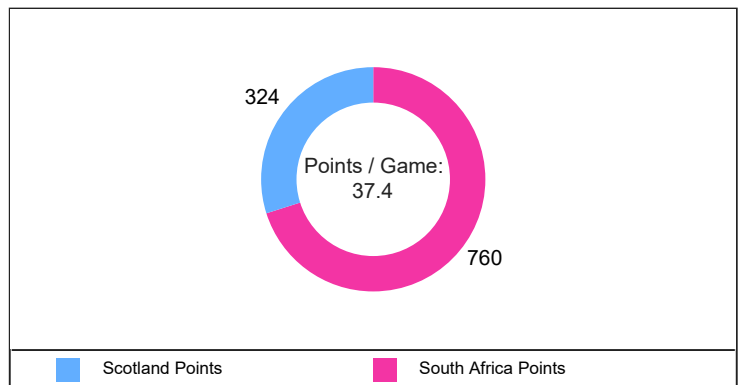
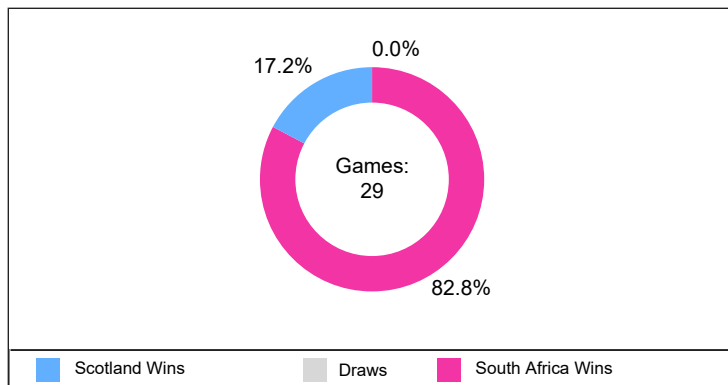
<b>SCOTLAND</b>								
Autumn Nations Series v Fiji (02/11/2024) 57-17 (W)								
#	Player	Minutes	Points	Tries	Ball Carries	Kicks	Tackles	Cards
15	Kyle Rowe	40	5	1	4	1	4	0
14	Darcy Graham	65	20	4	6	1	8	0
13	Huw Jones	80	10	2	10	3	11	0
12	Sione Tuipulotu	80	0	0	6	0	13	0
11	Duhan van der Merwe	80	5	1	12	1	8	0
10	Adam Hastings	80	17	0	2	1	12	0
9	Ali Price	49	0	0	0	11	15	0
1	Pierre Schoeman	49	0	0	7	0	21	0
2	Ewan Ashman	42	0	0	5	0	14	1
3	Zander Fagerson	60	0	0	7	0	17	0
4	Grant Gilchrist	80	0	0	8	0	16	0
5	Scott Cummings	60	0	0	4	0	17	0
6	Matt Fagerson	80	0	0	6	0	21	0
7	Rory Darge	80	0	0	5	0	24	0
8	Jack Dempsey	68	0	0	14	1	18	0
16	Dylan Richardson	31	0	0	6	0	6	0
17	Rory Sutherland	31	0	0	4	0	1	0
18	D'Arcy Rae	20	0	0	1	0	2	0
19	Max Williamson	20	0	0	1	0	8	0
20	Gregor Brown	12	0	0	1	0	1	0
21	Jamie Dobie	31	0	0	5	1	1	0
22	Tom Jordan	41	0	0	8	1	4	0
23	Stafford McDowall	15	0	0	4	0	1	0
<b>Team Total</b>		-	<b>57</b>	<b>8</b>	<b>126</b>	<b>21</b>	<b>243</b>	<b>1</b>

<b>SOUTH AFRICA</b>								
The Rugby Championship v Argentina (28/09/2024) 48-7 (W)								
#	Player	Minutes	Points	Tries	Ball Carries	Kicks	Tackles	Cards
15	Aphelele Fassi	80	10	2	9	7	5	0
14	Cheslin Kolbe	80	5	1	9	1	2	0
13	Jesse Kriel	80	5	1	13	0	5	0
12	Damian de Allende	56	0	0	12	0	5	0
11	Kurt-Lee Arendse	80	0	0	6	0	2	0
10	Manie Libbok	66	0	0	7	11	5	0
9	Jaden Hendrikse	56	7	0	5	5	4	0
1	Ox Nche	53	0	0	5	0	6	0
2	Bongi Mbonambi	44	0	0	3	0	4	0
3	Frans Malherbe	44	0	0	0	0	6	0
4	Eben Etzebeth	80	0	0	7	0	16	0
5	Ruan Nortje	80	0	0	9	0	14	0
6	Siya Kolisi	59	0	0	6	0	8	0
7	Pieter-Steph du Toit	80	10	2	10	0	13	0
8	Jasper Wiese	53	0	0	15	0	4	0
16	Malcolm Marx	36	5	1	3	0	6	0
17	Gerhard Steenekamp	27	0	0	3	0	8	0
18	Vincent Koch	36	0	0	3	0	6	0
19	Elrigh Louw	21	0	0	7	0	2	0
20	Kwagga Smith	27	0	0	3	0	5	0
21	Cobus Reinach	24	0	0	3	2	2	0
22	Handre Pollard	14	6	0	1	2	2	0
23	Lukhanyo Am	24	0	0	2	0	0	0
<b>Team Total</b>		-	<b>48</b>	<b>7</b>	<b>141</b>	<b>28</b>	<b>130</b>	<b>0</b>

## HEAD TO HEAD

All Time

	Games	Scotland Wins	Draws	South Africa Wins
Overall:	29	5	0	24
Scotland at Home:	20	5	0	15
South Africa at Home:	7	0	0	7
Neutral Venue:	2	0	0	2



## LAST 10 MEETINGS

Year	Date	Team	Score	Opposition	Venue	Winner
2023	10/09/2023	Scotland	3-18	South Africa	Orange Velodrome	South Africa
2021	13/11/2021	Scotland	15-30	South Africa	Murrayfield	South Africa
2018	17/11/2018	Scotland	20-26	South Africa	Murrayfield	South Africa
2015	03/10/2015	Scotland	16-34	South Africa	Newcastle	South Africa
2014	28/06/2014	South Africa	55-6	Scotland	Port Elizabeth	South Africa
2013	17/11/2013	Scotland	0-28	South Africa	Murrayfield	South Africa
2013	15/06/2013	South Africa	30-17	Scotland	Nelspruit	South Africa
2012	17/11/2012	Scotland	10-21	South Africa	Murrayfield	South Africa
2010	20/11/2010	Scotland	21-17	South Africa	Murrayfield	Scotland
2008	15/11/2008	Scotland	10-14	South Africa	Murrayfield	South Africa

# RESULTS

Since 2023

SCOTLAND								
Date	Opponent	Comp	H/A	Result	F	A	TF	TA
04/02/2023	England	Six Nations	A	W	29	23	4	3
11/02/2023	Wales	Six Nations	H	W	35	7	5	1
26/02/2023	France	Six Nations	A	L	21	32	3	4
12/03/2023	Ireland	Six Nations	H	L	7	22	1	3
18/03/2023	Italy	Six Nations	H	W	26	14	4	1
29/07/2023	Italy	International	H	W	25	13	3	1
05/08/2023	France	International	H	W	25	21	3	3
12/08/2023	France	International	A	L	27	30	4	3
26/08/2023	Georgia	International	H	W	33	6	5	0
10/09/2023	South Africa	RWC	A	L	3	18	0	2
24/09/2023	Tonga	RWC	H	W	45	17	7	2
30/09/2023	Romania	RWC	H	W	84	0	12	0
07/10/2023	Ireland	RWC	A	L	14	36	2	6
03/02/2024	Wales	Six Nations	A	W	27	26	3	4
10/02/2024	France	Six Nations	H	L	16	20	1	2
24/02/2024	England	Six Nations	H	W	30	21	3	2
09/03/2024	Italy	Six Nations	A	L	29	31	4	3
16/03/2024	Ireland	Six Nations	A	L	13	17	1	2
06/07/2024	Canada	International	A	W	73	12	11	2
12/07/2024	USA	International	A	W	42	7	6	1
20/07/2024	Chile	International	A	W	52	11	8	1
27/07/2024	Uruguay	International	A	W	31	19	5	3
02/11/2024	Fiji	Autumn Nations Series	H	W	57	17	8	3
<b>Average</b>					<b>34.3</b>	<b>17.9</b>	<b>4.6</b>	<b>2.1</b>

SOUTH AFRICA								
Date	Opponent	Comp	H/A	Result	F	A	TF	TA
08/07/2023	Australia	The Rugby Championship	H	W	43	12	6	2
15/07/2023	New Zealand	The Rugby Championship	A	L	20	35	3	4
29/07/2023	Argentina	The Rugby Championship	H	W	22	21	3	2
05/08/2023	Argentina	International	A	W	24	13	2	1
19/08/2023	Wales	International	A	W	52	16	8	1
25/08/2023	New Zealand	International	A	W	35	7	5	1
10/09/2023	Scotland	RWC	H	W	18	3	2	0
17/09/2023	Romania	RWC	H	W	76	0	12	0
23/09/2023	Ireland	RWC	H	L	8	13	1	1
01/10/2023	Tonga	RWC	H	W	49	18	7	3
15/10/2023	France	RWC	A	W	29	28	4	3
21/10/2023	England	RWC	A	W	16	15	1	0
28/10/2023	New Zealand	RWC	A	W	12	11	0	1
22/06/2024	Wales	International	H	W	41	13	5	1
06/07/2024	Ireland	International	H	W	27	20	3	3
13/07/2024	Ireland	International	H	L	24	25	0	1
20/07/2024	Portugal	International	H	W	64	21	10	3
10/08/2024	Australia	The Rugby Championship	A	W	33	7	5	1
17/08/2024	Australia	The Rugby Championship	A	W	30	12	4	0
31/08/2024	New Zealand	The Rugby Championship	H	W	31	27	3	4
07/09/2024	New Zealand	The Rugby Championship	H	W	18	12	2	0
21/09/2024	Argentina	The Rugby Championship	A	L	28	29	3	4
28/09/2024	Argentina	The Rugby Championship	H	W	48	7	7	1
<b>Average</b>					<b>35.0</b>	<b>16.1</b>	<b>4.4</b>	<b>1.6</b>

## FORM - SCOTLAND

All Competitions

SCOTLAND						
Record	Date	Opponent	Comp	Score	Days Since	Games Since
Last Win	02/11/2024	Fiji	Autumn Nations Series	57-17	6	0
Last Loss	16/03/2024	Ireland	Six Nations	13-17	237	5
Last Home Win	02/11/2024	Fiji	Autumn Nations Series	57-17	6	0
Last Home Loss	10/02/2024	France	Six Nations	16-20	272	8
Last Away Win	27/07/2024	Uruguay	International	31-19	104	1
Last Away Loss	16/03/2024	Ireland	Six Nations	13-17	237	5

SOUTH AFRICA						
Record	Date	Opponent	Comp	Score	Days Since	Games Since
Last Win	28/09/2024	Argentina	The Rugby Championship	48-7	41	0
Last Loss	21/09/2024	Argentina	The Rugby Championship	28-29	48	1
Last Home Win	28/09/2024	Argentina	The Rugby Championship	48-7	41	0
Last Home Loss	13/07/2024	Ireland	International	24-25	118	7
Last Away Win	17/08/2024	Australia	The Rugby Championship	30-12	83	4
Last Away Loss	21/09/2024	Argentina	The Rugby Championship	28-29	48	1

## LAST MEETING - STATISTICS

### South Africa 18-3 Scotland (2023-09-10 - Rugby World Cup)

South Africa	Scotland	
2	Tries	0
1	Conversions	0
2	Penalty Goals	1
105	Ball Carries	89
3	Offloads	5
4	Line Breaks	3
17	Defenders Beaten	22
885	Carry Metres	462
111	Total Tackles	136
22	Missed Tackle	17
5	Turnovers Won	5
16	Turnover Conceded	12
11	Lineouts Won	13
1	Lineouts Lost	4
7	Total Penalties Conceded	10
27	Kicks in Play	28

#	Player	Minutes Played	Tries	Points	Ball Carries	Defenders Beaten	Tackles	Tackles - Success	Turnovers Won	Pens Conceded
15	Damian Willemse	80	0	0	12	2	6	4	0	0
14	Kurt-Lee Arendse	80	1	5	5	0	7	4	0	1
13	Jesse Kriel	80	0	0	4	0	8	6	0	0
12	Damian de Allende	80	0	0	14	5	9	4	0	0
11	Cheslin Kolbe	80	0	0	8	2	5	3	0	0
10	Manie Libbok	69	0	6	5	1	7	4	0	0
9	Faf de Klerk	74	0	2	1	0	3	1	0	1
1	Steven Kitshoff	53	0	0	5	0	5	2	0	1
2	Malcolm Marx	51	0	0	6	0	5	4	1	0
3	Frans Malherbe	53	0	0	1	0	2	2	0	2
4	Eben Etzebeth	26	0	0	2	0	2	2	0	0
5	Franco Mostert	80	0	0	8	0	13	11	0	0
6	Siya Kolisi	64	0	0	5	1	8	7	1	0
7	Pieter-Steph du Toit	80	1	5	7	0	11	7	0	0
8	Jasper Wiese	60	0	0	10	4	6	6	2	0
16	Bongi Mbonambi	29	0	0	2	0	7	5	1	1
17	Ox Nche	27	0	0	0	0	2	1	0	0
18	Trevor Nyakane	27	0	0	1	0	3	3	0	1
19	RG Snyman	54	0	0	4	0	7	6	0	0
20	Marco van Staden	16	0	0	0	0	1	0	0	0
21	Duane Vermeulen	20	0	0	2	0	4	4	0	0
22	Grant Williams	6	0	0	1	2	1	1	0	0
23	Willie Le Roux	11	0	0	2	0	2	2	0	0

#	Player	Minutes	Tries	Points	Ball Carries	Defenders Beaten	Tackles	Tackles - Success	Turnovers Won	Pens Conceded
15	Blair Kinghorn	80	0	0	6	2	5	4	1	0
14	Darcy Graham	64	0	0	3	2	3	3	0	0
13	Huw Jones	80	0	0	3	1	8	6	0	0
12	Sione Tuipulotu	67	0	0	4	2	7	6	0	1
11	Duhan van der Merwe	80	0	0	7	3	3	2	0	0
10	Finn Russell	80	0	3	12	3	14	10	0	2
9	Ben White	67	0	0	2	2	11	10	0	0
1	Pierre Schoeman	56	0	0	5	0	8	5	0	1
2	George Turner	56	0	0	2	1	10	6	0	0
3	Zander Fagerson	56	0	0	3	0	7	6	0	2
4	Richie Gray	80	0	0	3	0	7	7	0	0
5	Grant Gilchrist	56	0	0	2	0	9	9	0	0
6	Jamie Ritchie	80	0	0	3	0	13	9	0	1
7	Rory Darge	64	0	0	2	1	10	10	1	1
8	Jack Dempsey	80	0	0	11	2	12	11	1	0
16	Dave Cherry	24	0	0	1	0	4	4	0	0
17	Jamie Bhatti	24	0	0	1	0	3	2	0	0
18	WP Nel	24	0	0	2	0	5	3	0	2
19	Scott Cummings	24	0	0	2	0	5	3	1	0
20	Matt Fagerson	16	0	0	3	0	1	1	0	0
21	Ali Price	13	0	0	2	0	0	0	0	0
22	Cameron Redpath	13	0	0	5	2	2	1	0	0
23	Ollie Smith	16	0	0	5	1	1	1	1	0

**TEAM ANALYSIS**  
**2024 INTERNATIONALS**

# TEAM ANALYSIS - MATCH AVERAGES

2024 INTERNATIONALS

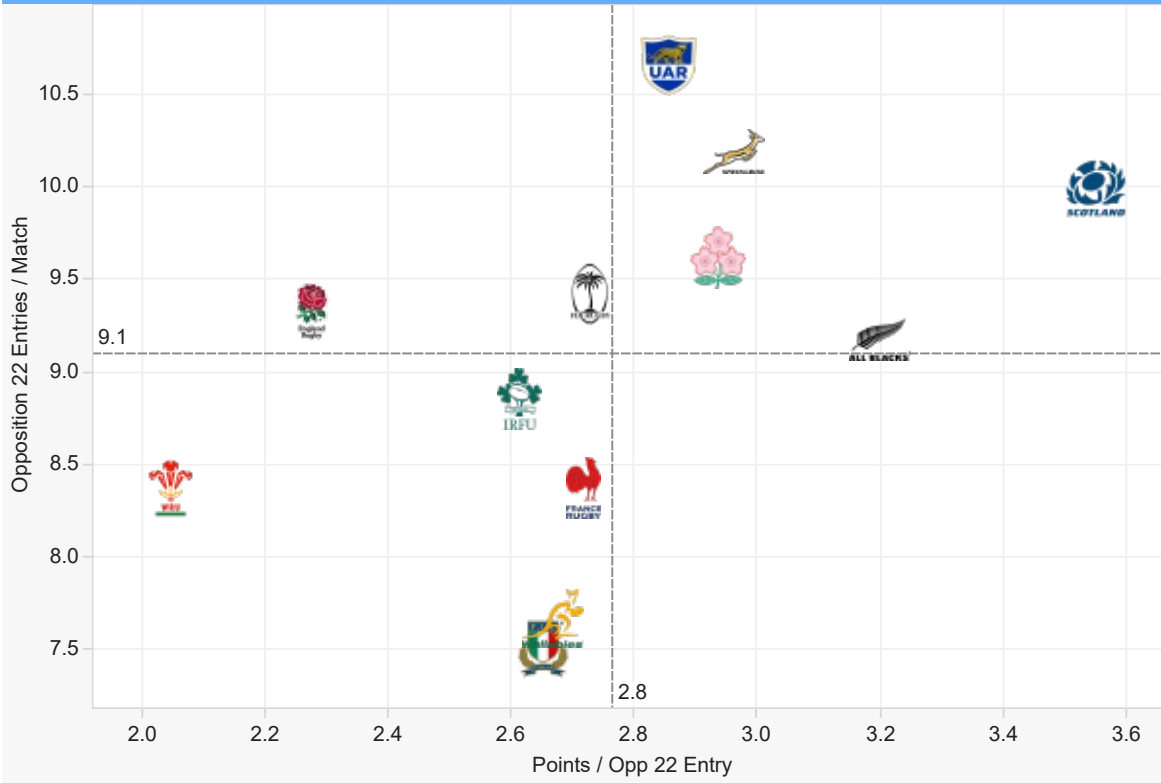
		
37.0	Points	34.4
5.0	Tries	4.2
87.1%	Goal Kicking %	72.6%
122.8	Carries	119.5
805.1	Carry Metres	808.0
10.0	Opposition 22 Entries	10.2
3.6	Points / Opp 22 Entry	3.0
8.1	Line Breaks	8.2
28.6	Defenders Beaten	23.4
9.5	Offloads	6.9
162.7	Passes	141.7
27.3	Kicks From Hand	25.9
161.0	Tackles	126.9
14.5	Missed Tackles	19.4
91.0%	Tackle %	84.7%
13.2	Dominant Tackles	9.5
11.1	Pens Conceded	9.6
0.5	Yellow Cards	1.1
0	Red Cards (Total)	1
4.3	Turnovers Won	4.1
11.4	Turnovers Conceded	12.9
86.6%	Lineout Success %	87.0%
91.7%	Scrum Success %	94.6%
96.3%	Ruck Success %	96.6%
37.4%	Gainline Forward %	47.6%

All stats are on a per match basis (unless stated otherwise)

# TEAM ANALYSIS - 22 ENTRIES

2024 INTERNATIONALS

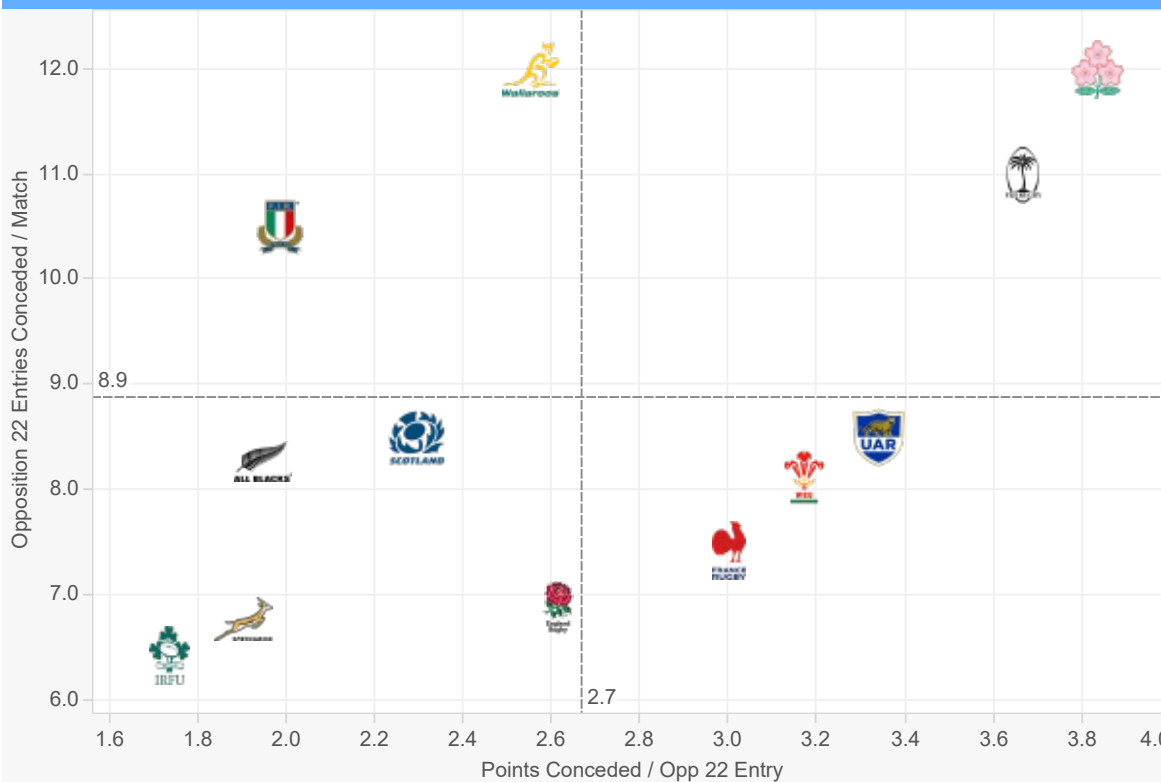
## 22 ENTRIES FOR



22 Entries / Match	
Argentina	10.7
South Africa	10.2
Scotland	10.0
Japan	9.6
Fiji	9.4
England	9.3
New Zealand	9.2
Ireland	8.9
Wales	8.4
France	8.4
Australia	7.7
Italy	7.5

Points / Entry	
Scotland	3.6
New Zealand	3.2
South Africa	3.0
Japan	2.9
Argentina	2.9
Fiji	2.7
France	2.7
Australia	2.7
Italy	2.7
Ireland	2.6
England	2.3
Wales	2.0

## 22 ENTRIES AGAINST



22 Entries Con. / Match	
Japan	12.0
Australia	12.0
Fiji	11.0
Italy	10.5
Scotland	8.5
Argentina	8.5
New Zealand	8.3
Wales	8.1
France	7.4
England	6.9
South Africa	6.8
Ireland	6.4

Points Con / Entry	
Japan	12.0
Fiji	11.0
Argentina	8.5
Wales	8.1
France	7.4
England	6.9
Australia	12.0
Scotland	8.5
Italy	10.5
New Zealand	8.3
South Africa	6.8
Ireland	6.4

# TEAM ANALYSIS - POINTS & TRIES

2024 INTERNATIONALS

## POINTS PER PERIOD

	SCORED					CONCEDED				
	Total	1'-20'	21'-HT	HT-60'	61'-80'	Total	1'-20'	21'-HT	HT-60'	61'-80'
Argentina	288	50	92	49	97	248	72	79	58	39
Australia	208	65	60	30	53	250	57	69	44	80
England	224	54	58	77	35	197	51	58	30	58
Fiji	198	42	47	57	52	121	41	24	21	35
France	224	49	60	53	62	161	37	40	36	48
Ireland	189	44	52	23	70	84	39	13	13	19
Italy	188	66	38	36	48	97	27	16	29	25
Japan	228	71	57	38	62	140	37	35	25	43
New Zealand	350	107	122	69	52	199	41	62	39	57
Scotland	370	94	105	67	104	216	55	57	47	57
South Africa	330	81	69	65	115	109	32	22	36	19
Wales	128	16	38	29	45	132	30	26	37	39
<b>Total</b>	<b>2,925</b>	<b>739</b>	<b>798</b>	<b>593</b>	<b>795</b>	<b>2,344</b>	<b>620</b>	<b>616</b>	<b>476</b>	<b>632</b>

## TRIES PER PERIOD

	SCORED					CONCEDED				
	Total	1'-20'	21'-HT	HT-60'	61'-80'	Total	1'-20'	21'-HT	HT-60'	61'-80'
Argentina	38	6	13	6	13	30	9	10	6	5
Australia	24	7	6	4	7	32	7	9	5	11
England	26	6	6	10	4	21	6	5	4	6
Fiji	28	7	6	7	8	17	6	3	3	5
France	23	5	5	6	7	20	4	4	5	7
Ireland	23	4	6	3	10	11	6	1	1	3
Italy	21	8	3	5	5	8	2	1	3	2
Japan	30	9	7	5	9	18	5	4	3	6
New Zealand	46	15	17	8	6	28	5	10	5	8
Scotland	50	13	13	9	15	24	7	5	4	8
South Africa	40	11	8	5	16	15	5	2	5	3
Wales	16	1	5	4	6	16	3	3	5	5
<b>Total</b>	<b>365</b>	<b>92</b>	<b>95</b>	<b>72</b>	<b>106</b>	<b>282</b>	<b>74</b>	<b>70</b>	<b>56</b>	<b>82</b>

## TRY ORIGIN

	SCORED									CONCEDED								
	Total	Counter Attack	Free Kick	Lineout	Penalty	Scrum	Start Half	Tap Penalty	Turnover	Total	Counter Attack	Free Kick	Lineout	Penalty	Scrum	Start Half	Tap Penalty	Turnover
Argentina	45	6	0	13	0	6	1	3	16	35	5	0	14	0	4	0	2	10
Australia	27	3	1	13	1	3	0	2	4	40	7	0	14	0	4	0	1	14
England	30	4	0	15	0	2	1	1	7	27	5	1	10	0	2	0	1	8
Fiji	30	2	1	9	0	8	0	2	8	18	1	1	8	1	4	0	0	3
France	29	6	1	6	0	7	0	1	8	21	0	0	16	0	3	1	0	1
Ireland	22	0	0	16	0	1	1	1	3	11	0	0	6	0	2	0	1	2
Italy	23	2	0	7	0	4	0	1	9	11	1	0	4	1	1	0	1	3
Japan	36	5	0	14	0	2	0	4	11	22	5	0	9	0	3	0	1	4
New Zealand	54	8	2	22	0	6	0	2	14	32	4	0	13	0	4	0	2	9
Scotland	58	8	0	27	1	5	0	2	15	28	4	0	14	0	3	0	1	6
South Africa	46	4	0	18	1	6	0	2	15	16	0	1	5	0	4	0	2	4
Wales	21	2	0	12	0	1	0	3	3	17	1	0	4	0	2	1	5	4
<b>Total</b>	<b>421</b>	<b>50</b>	<b>5</b>	<b>172</b>	<b>3</b>	<b>51</b>	<b>3</b>	<b>24</b>	<b>113</b>	<b>325</b>	<b>37</b>	<b>4</b>	<b>136</b>	<b>3</b>	<b>42</b>	<b>3</b>	<b>19</b>	<b>81</b>

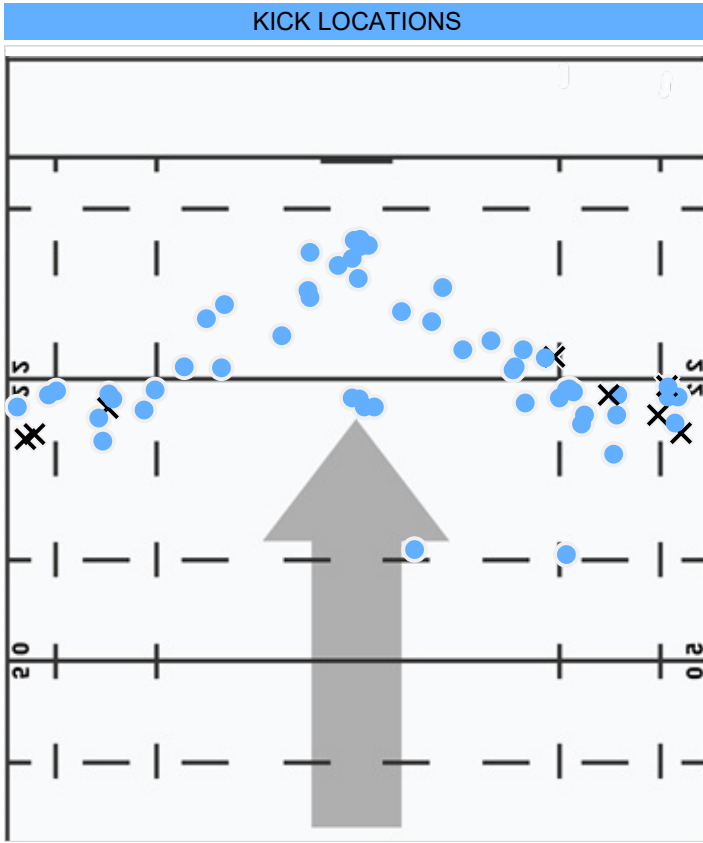
Max & Min values are highlighted per time-frame/phase/section



**TEAM ANALYSIS**  
**SCOTLAND - 2024 INTERNATIONALS**

# KICKING

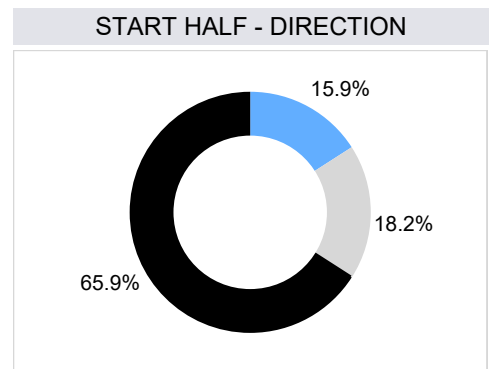
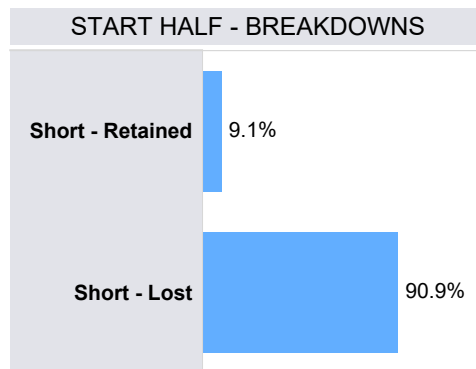
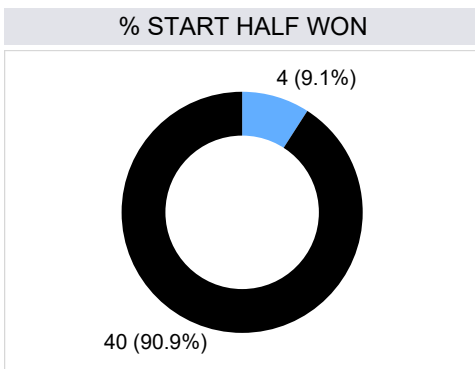
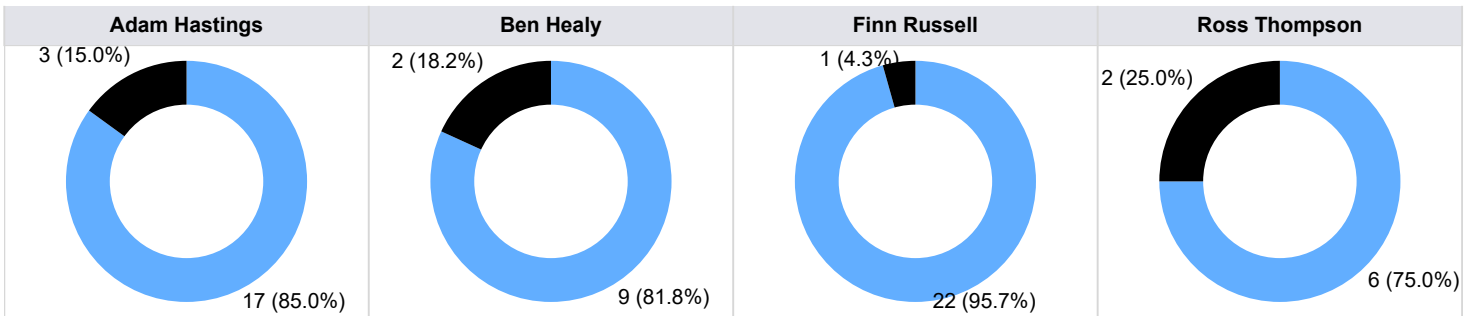
SCOTLAND - 2024 INTERNATIONALS



### LAST 20 KICKS AT GOAL

Opponent	Min	Player	Pts Gained	Result
Fiji	10	Adam Hastings	0.10	Conv Made
	16	Adam Hastings	0.78	Conv Made
	19	Adam Hastings	-1.23	Conv Missed
	22	Adam Hastings	0.03	Conv Made
	37	Adam Hastings	0.40	Pen Made
	54	Adam Hastings	0.10	Conv Made
	63	Adam Hastings	0.22	Conv Made
	73	Adam Hastings	0.74	Conv Made
Uruguay	80	Adam Hastings	0.84	Conv Made
	14	Ben Healy	0.36	Conv Made
	24	Ben Healy	0.12	Conv Made
	27	Ben Healy	-1.08	Conv Missed
	65	Adam Hastings	0.57	Conv Made
Chile	69	Adam Hastings	-1.69	Conv Missed
	23	Ben Healy	0.05	Conv Made
	30	Ben Healy	0.24	Conv Made
	36	Ben Healy	0.81	Conv Made
	46	Ben Healy	-1.14	Conv Missed
	59	Adam Hastings	0.27	Conv Made
66	Adam Hastings	0.65	Conv Made	
<b>Overall Points Gained</b>			<b>9.18</b>	

## KICKS AT GOAL



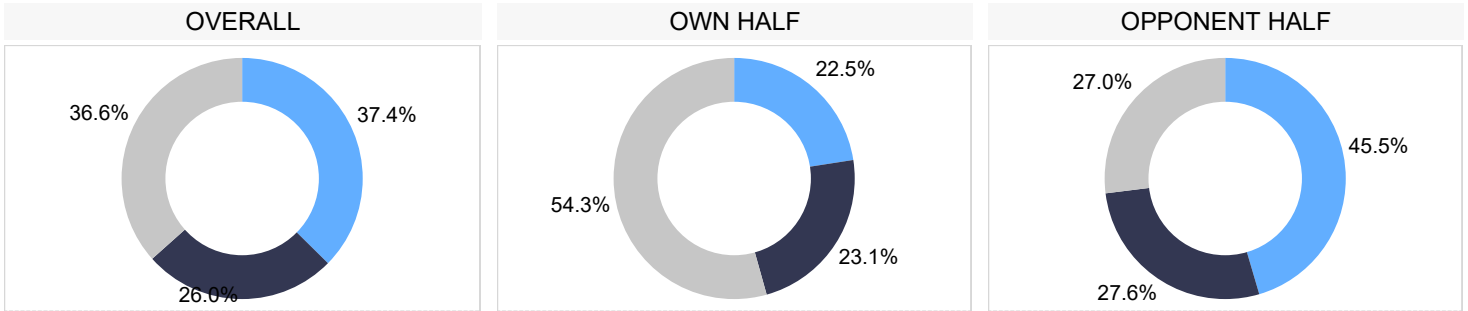
Won Lost

Right Split Left

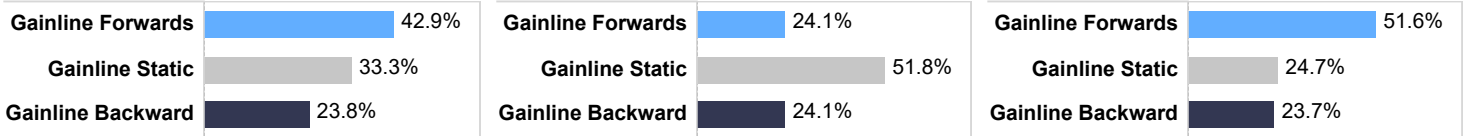
# COLLISIONS

SCOTLAND - 2024 INTERNATIONALS

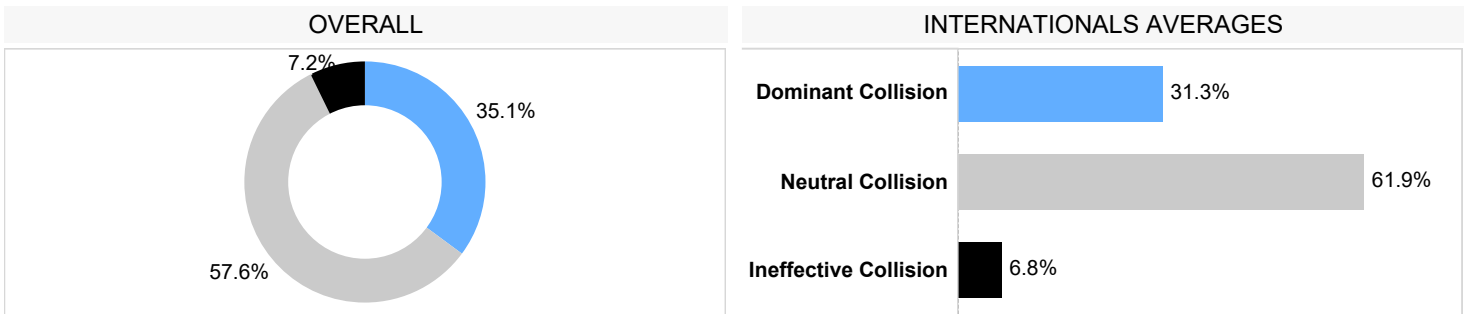
## GAINLINE SUCCESS



### INTERNATIONALS AVERAGES

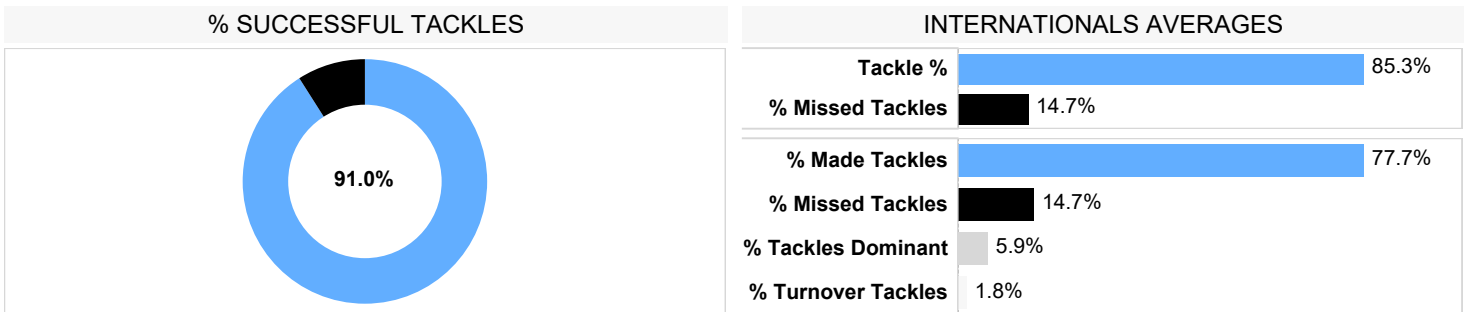


## CARRIES INTO CONTACT\*

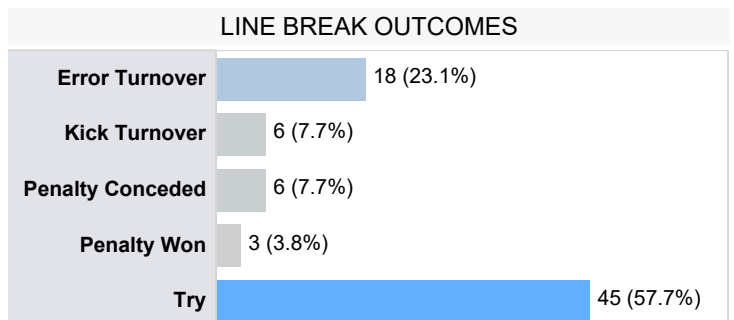


\*dominance based on tackle outcome

## TACKLES

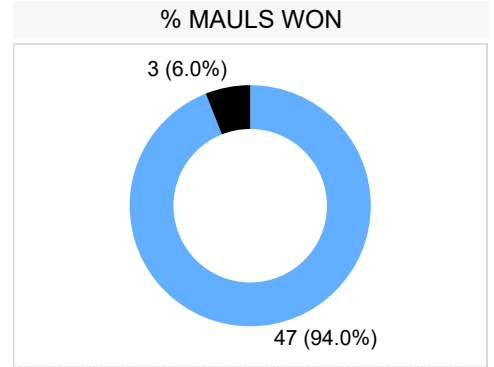
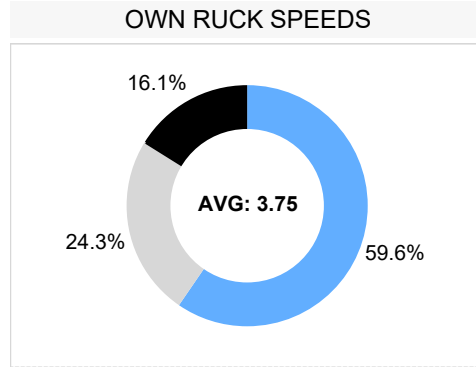
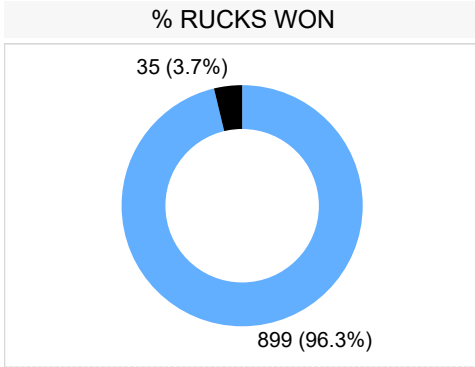


CARRIES & BREAKS	
Line Breaks	81
Line breaks / match	8.1
Defenders Beaten	286
Defenders Beaten / match	28.6
Ball Carries	1,228
Carries / Match	122.8

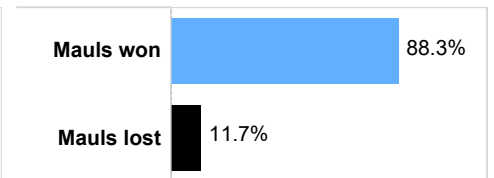
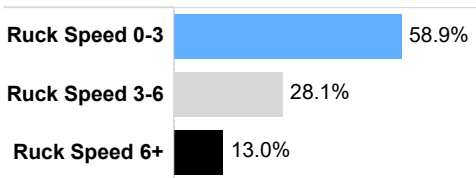
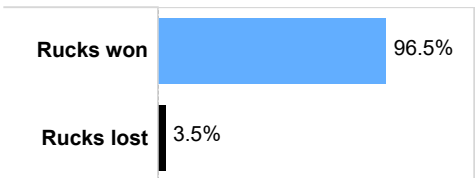


# BREAKDOWN

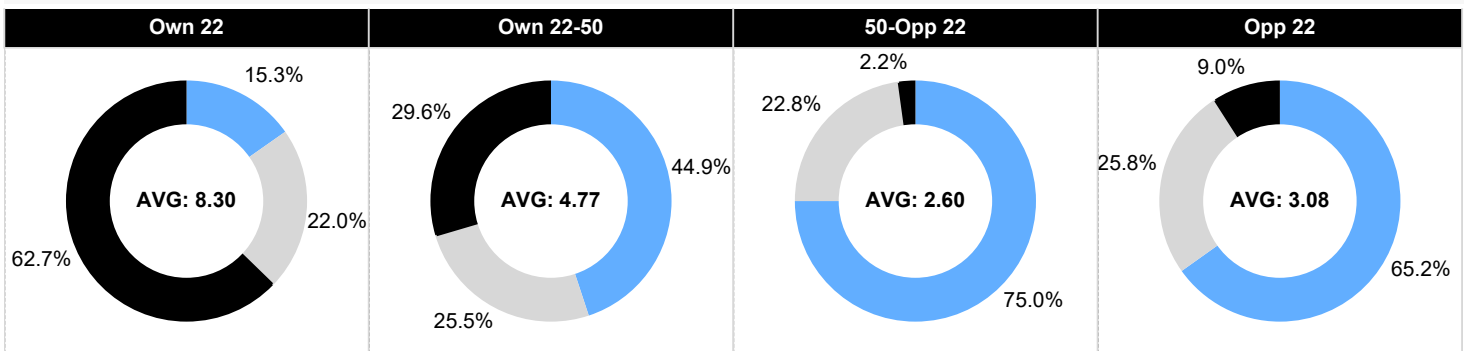
SCOTLAND - 2024 INTERNATIONALS



## INTERNATIONALS AVERAGES



## RUCK SPEEDS - LOCATIONS



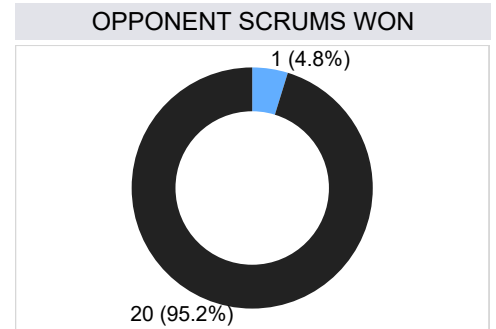
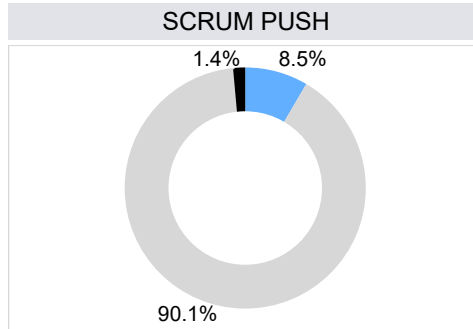
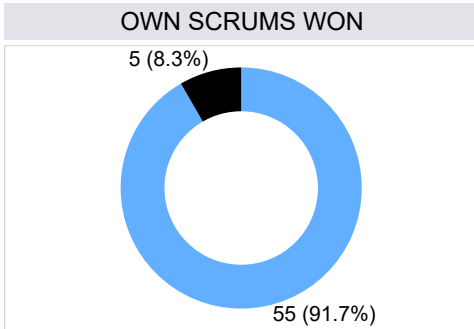
■ Ruck Speed 0-3   ■ Ruck Speed 3-6   ■ Ruck Speed 6+

Attacking Breakdown Arrivals		Defensive Breakdown Arrivals		Breakdown Steals	
1	Scott Cummings 169	1	Rory Darge 90	1	Rory Darge 4
2	Rory Darge 147	2	Zander Fagerson 54	2	Andy Onyeama-Christie 3
3	Pierre Schoeman 128	3	Pierre Schoeman 41	3	Matt Fagerson 3
4	Zander Fagerson 126	4	Matt Fagerson 37	4	Dylan Richardson 2
5	Grant Gilchrist 111	5	Scott Cummings 30	<b>Team Total</b>	<b>25</b>

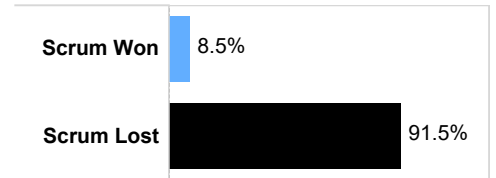
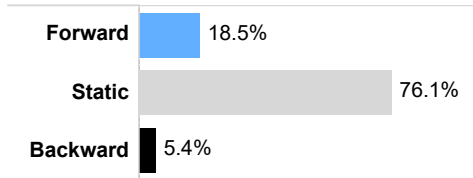
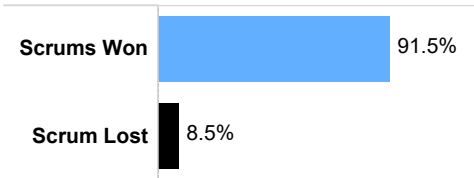
# SET PIECE

SCOTLAND - 2024 INTERNATIONALS

## SCRUMS



### INTERNATIONALS AVERAGES



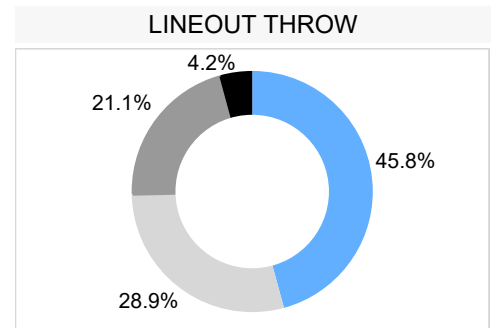
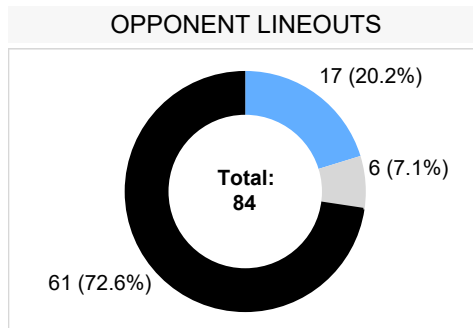
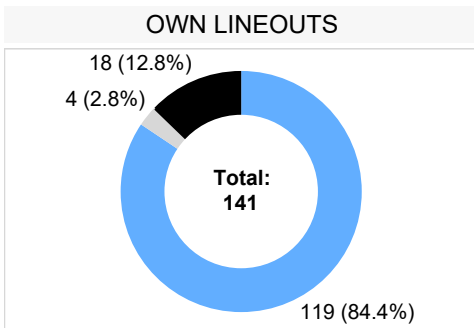
OWN SCRUMS		
Scrum Won	Scrum Reset Retained	Scrum Lost
55	11	5

OPPONENT SCRUMS		
Scrum Won	Scrum Reset Retained	Scrum Lost
1	3	20

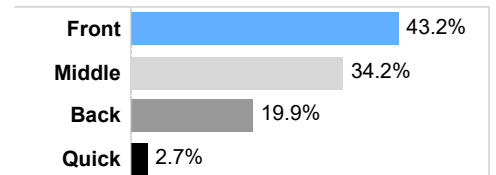
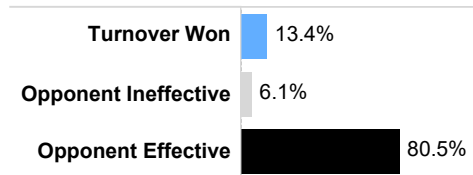
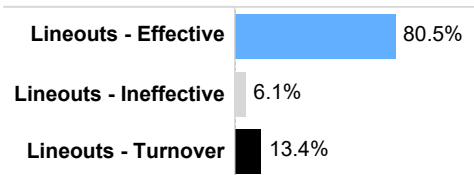
OWN SCRUMS WON			
	Used	Penalty	Free Kick
Total	39	10	6
% of Total	70.9%	18.2%	10.9%

OPPONENT SCRUMS WON			
	Used	Penalty	Free Kick
Total	1		
% of Total	100.0%		

## LINEOUTS



### INTERNATIONALS AVERAGES

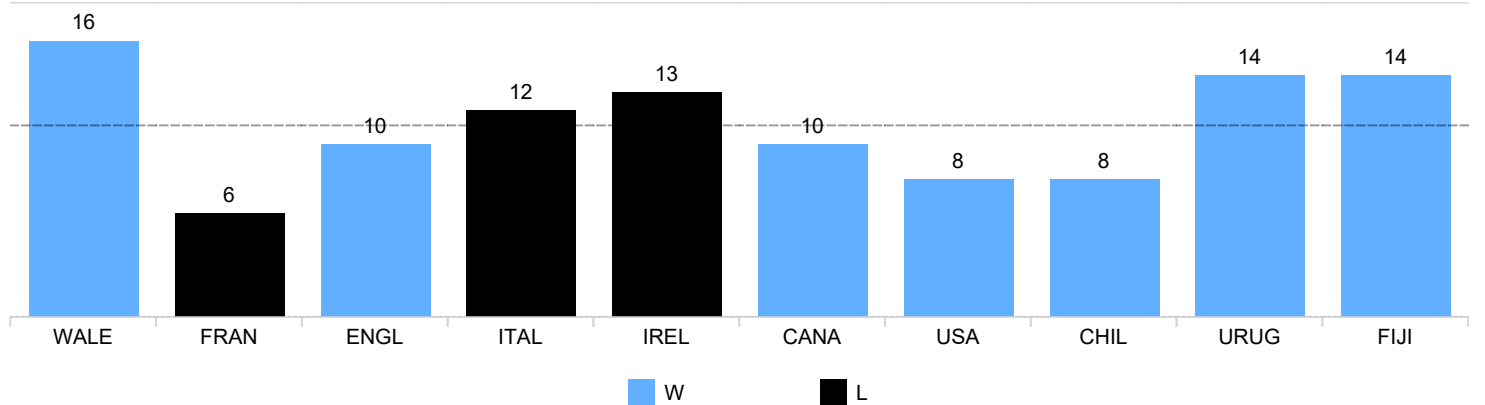


# DISCIPLINE

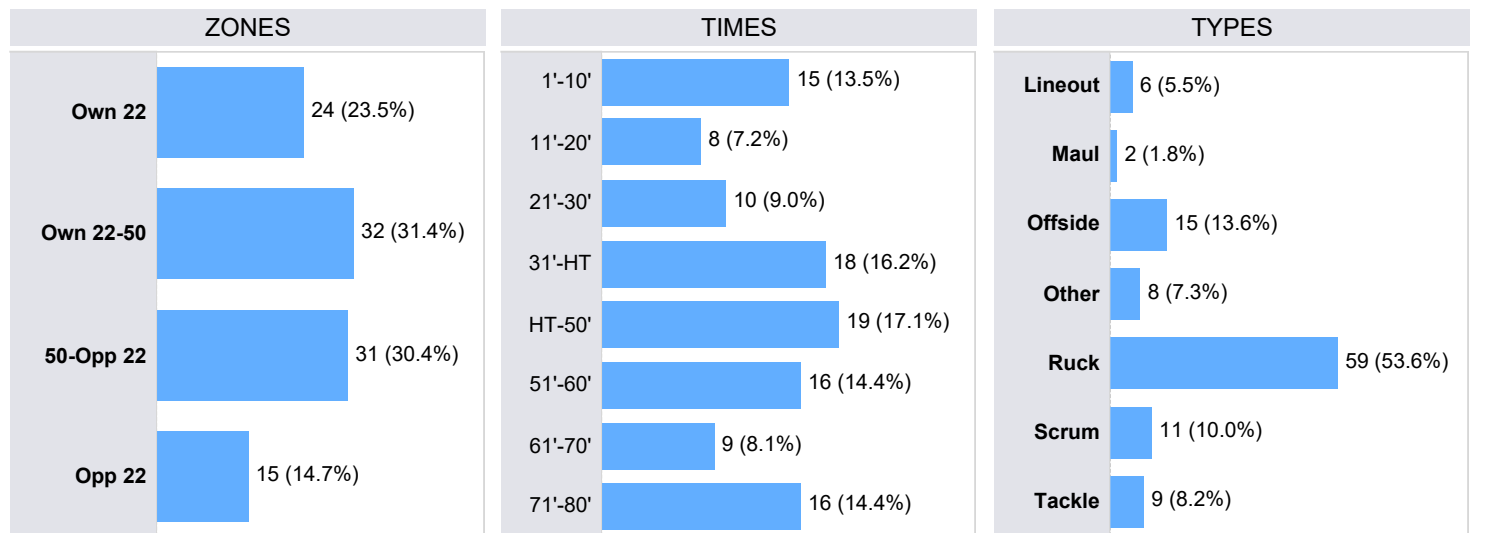
SCOTLAND - 2024 INTERNATIONALS

Statistic	Team	Year Average
Total penalties conceded / match	11.1	5.2
Yellow cards / match	0.5	0.4
Red cards / match	0.0	0.0

## PENALTIES CONCEDED PER MATCH



## PENALTIES & INFRINGEMENTS



## PLAYER STATISTICS - PER 80 AVERAGES WITH A MINIMUM 240 MINUTES PLAYED

Total penalties conceded		Penalties conceded / 80 minutes		Yellow / Red cards		
1	Zander Fagerson	9	1.8	1	Ewan Ashman	2 / 0
2	Duhan van der Merwe	7	1.8	2	Duhan van der Merwe	1 / 0
3	Gregor Brown	7	1.1	3	George Turner	1 / 0
4	Ewan Ashman	6	0.9	4	Sione Tuipulotu	1 / 0
5	Pierre Schoeman	6	0.9			

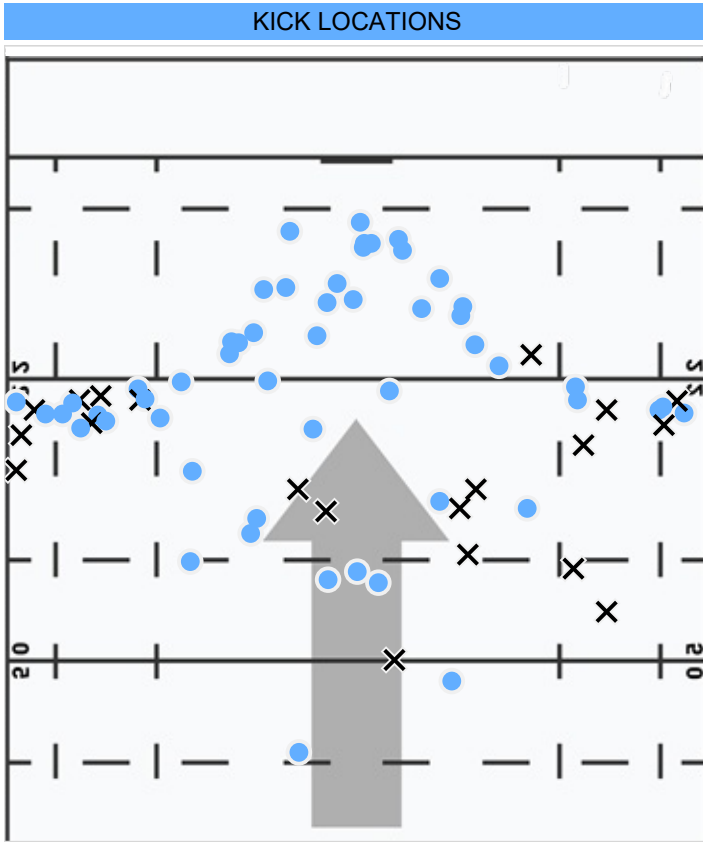


# **TEAM ANALYSIS**

## **SOUTH AFRICA - 2024 INTERNATIONALS**

# KICKING

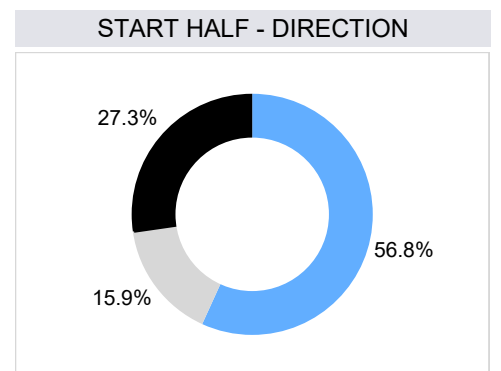
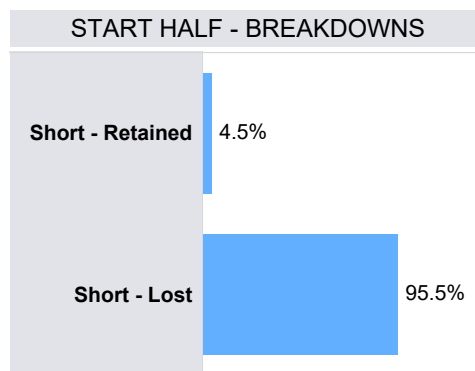
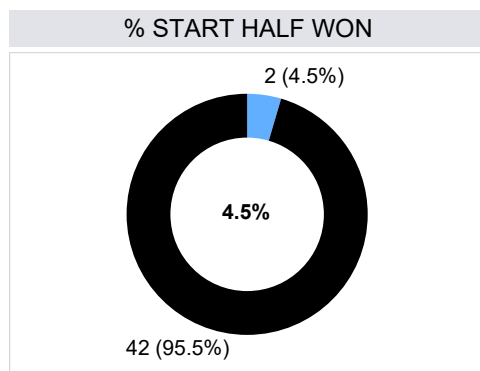
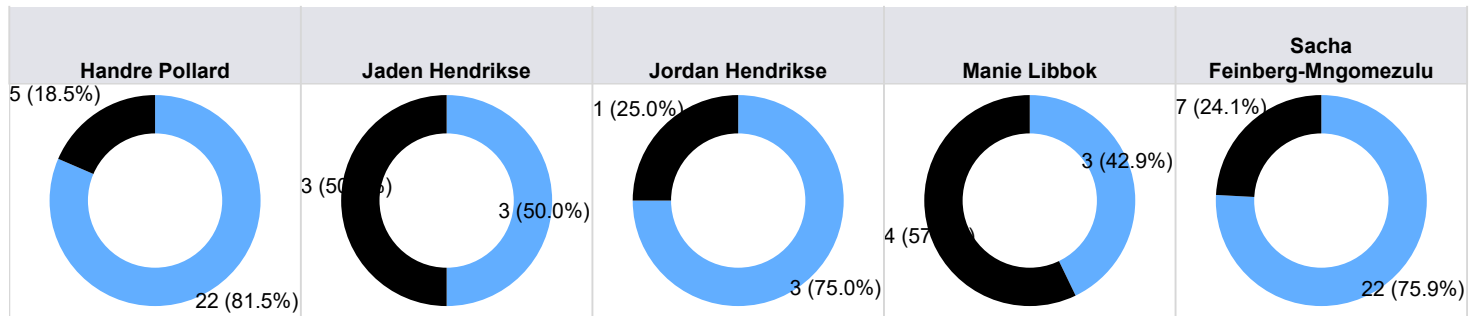
SOUTH AFRICA - 2024 INTERNATIONALS



### LAST 20 KICKS AT GOAL

Opponent	Min	Player	Pts Gained	Result
Argentina	8	Jaden Hendrikse	0.05	Conv Made
	15	Jaden Hendrikse	1.21	Conv Made
	22	Jaden Hendrikse	0.08	Pen Made
	34	Jaden Hendrikse	-1.02	Conv Missed
	39	Jaden Hendrikse	-0.69	Conv Missed
	46	Jaden Hendrikse	-2.40	Pen Missed
	70	Handre Pollard	0.43	Conv Made
Argentina	74	Handre Pollard	0.62	Conv Made
	78	Handre Pollard	0.07	Conv Made
	5	Handre Pollard	0.11	Conv Made
	9	Handre Pollard	0.03	Conv Made
	13	Handre Pollard	0.21	Pen Made
	40	Handre Pollard	-0.88	Conv Missed
	44	Handre Pollard	0.11	Pen Made
New Zealand	51	Manie Libbok	0.72	Pen Made
	80	Manie Libbok	-2.33	Pen Missed
	32	Handre Pollard	0.61	Pen Made
	50	Handre Pollard	0.14	Conv Made
New Zealand	54	Sacha Feinberg-M..	0.86	Pen Made
	67	Sacha Feinberg-M..	-1.60	Pen Missed
<b>Overall Points Gained</b>			<b>-10.50</b>	

## KICKS AT GOAL



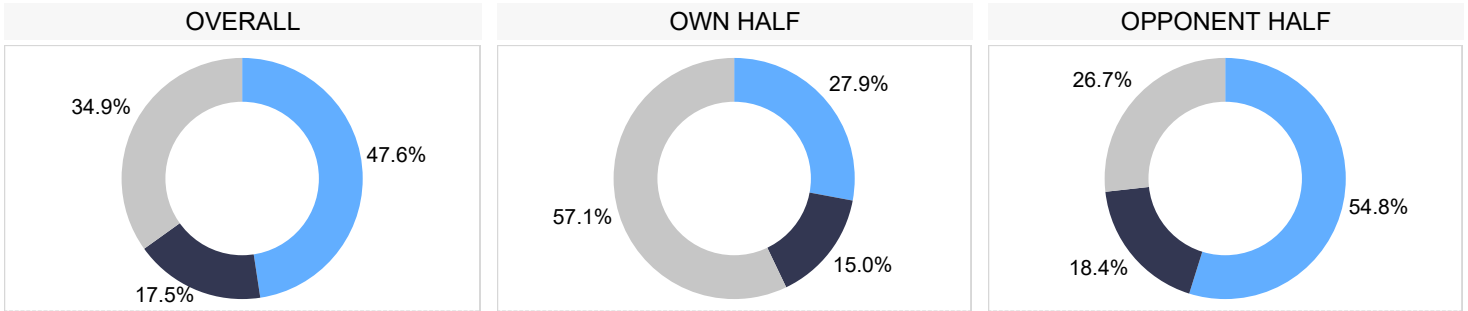
Won Lost

Right Split Left

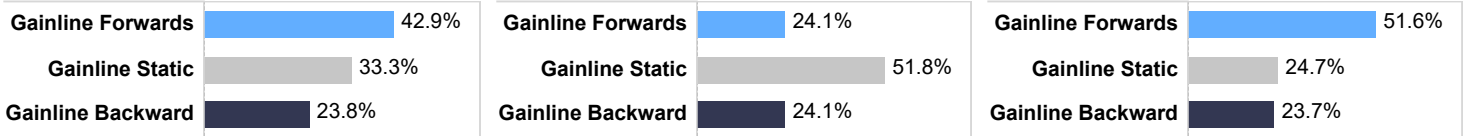
# COLLISIONS

SOUTH AFRICA - 2024 INTERNATIONALS

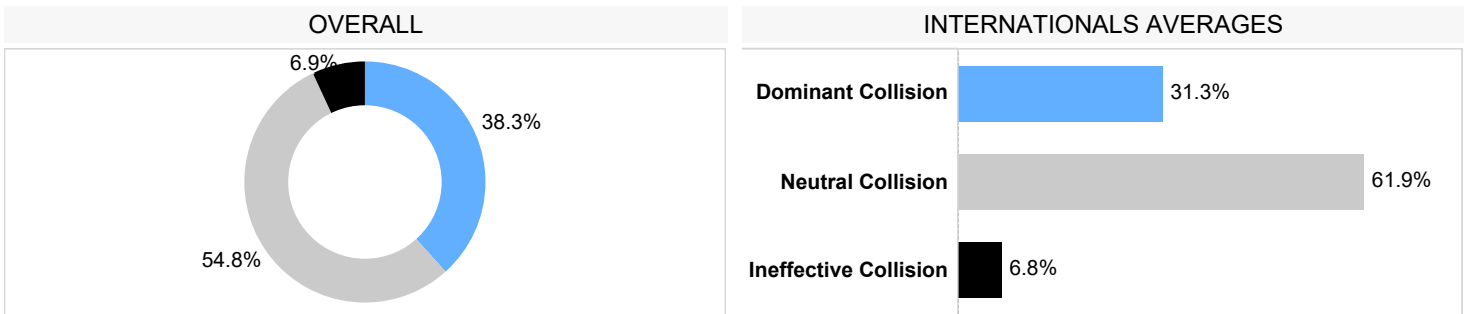
## GAINLINE SUCCESS



### CHAMPIONSHIP AVERAGES

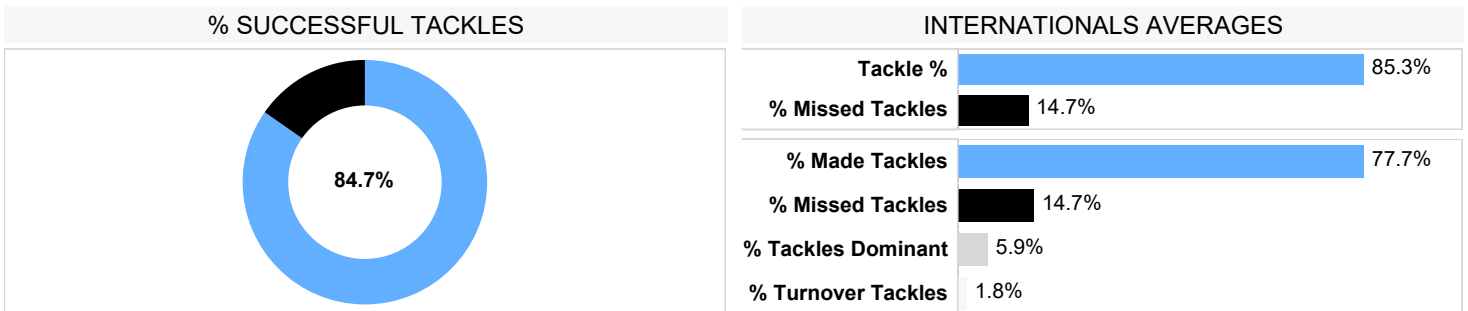


## CARRIES INTO CONTACT\*

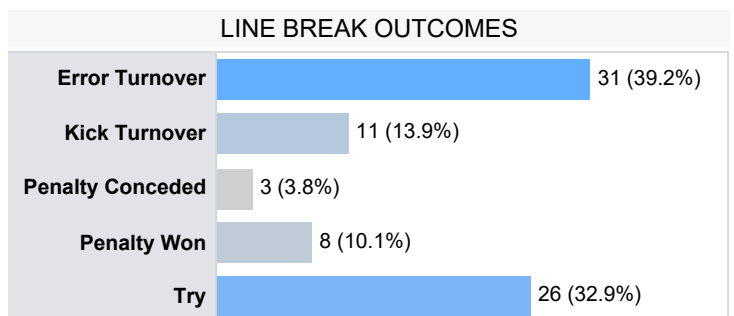


\*dominance based on tackle outcome

## TACKLES

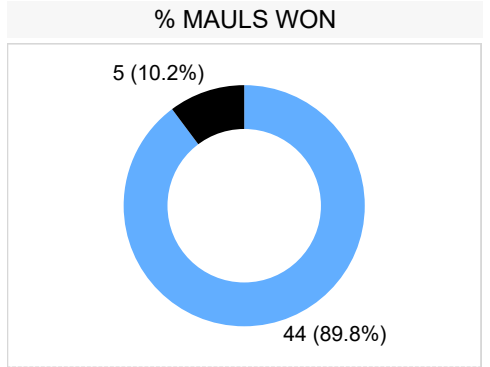
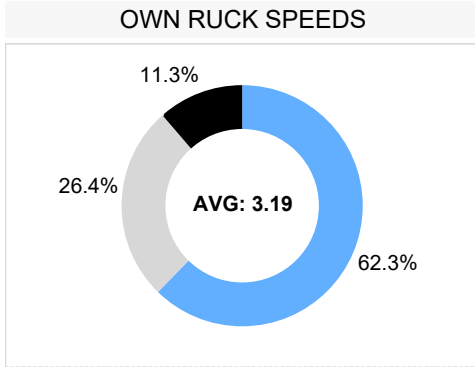
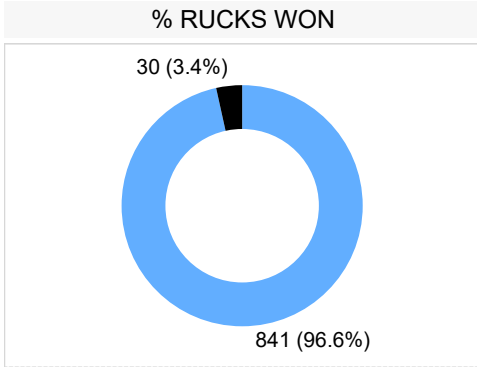


CARRIES & BREAKS	
Line Breaks	82
Line breaks / match	8.2
Defenders Beaten	234
Defenders Beaten / match	23.4
Ball Carries	1,195
Carries / Match	119.5

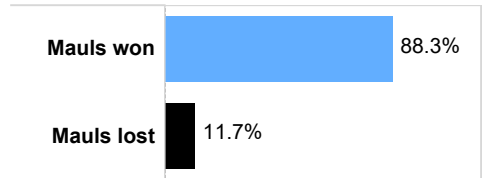
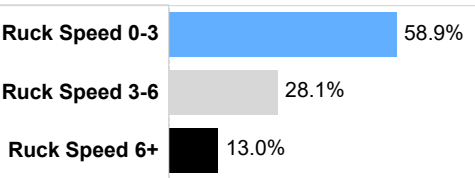
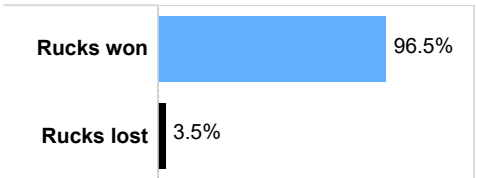


# BREAKDOWN

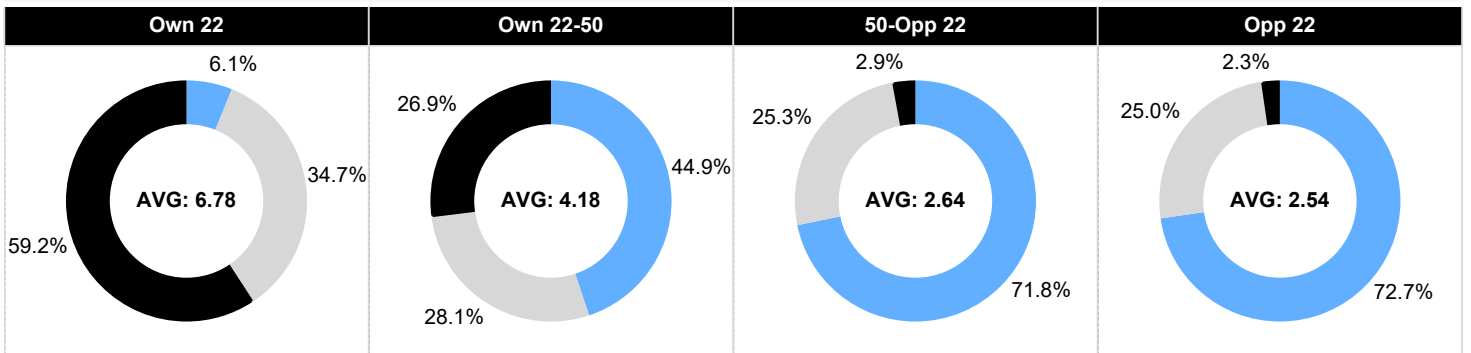
SOUTH AFRICA - 2024 INTERNATIONALS



## INTERNATIONALS AVERAGES



## RUCK SPEEDS - LOCATIONS



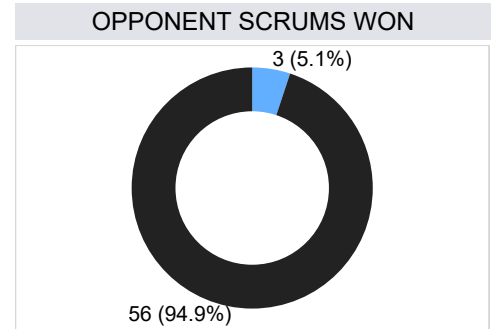
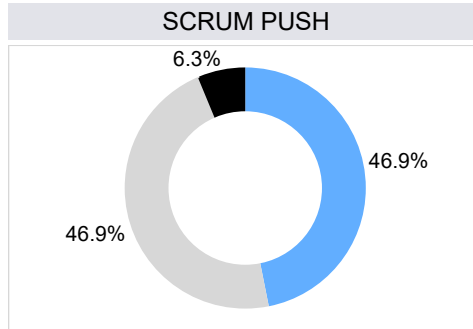
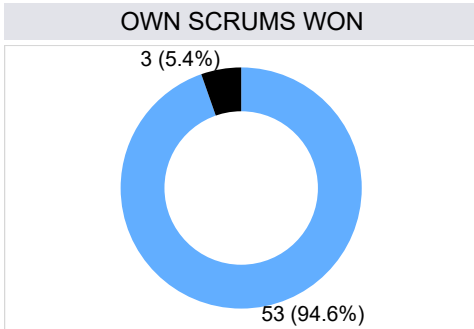
■ Ruck Speed 0-3   
 ■ Ruck Speed 3-6   
 ■ Ruck Speed 6+

Attacking Breakdown Arrivals		Defensive Breakdown Arrivals		Breakdown Steals				
1	Ruan Nortje	134	1	Kwagga Smith	37	1	Damian de Allende	4
2	Ox Nche	111	2	Malcolm Marx	36	2	Jasper Wiese	2
3	Frans Malherbe	106	3	Pieter-Steph du Toit	36	3	Johan Grobbelaar	2
4	Pieter-Steph du Toit	93	4	Siya Kolisi	32	4	Makazole Mapimpi	2
5	Malcolm Marx	88	5	Damian de Allende	27	<b>Team Total</b>		<b>26</b>

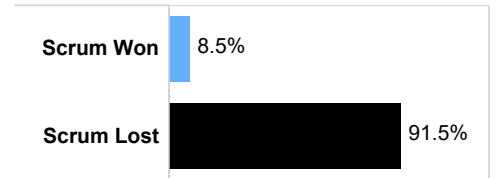
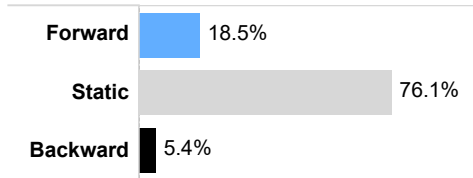
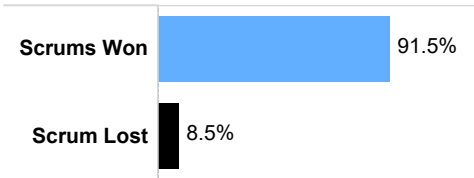
# SET PIECE

SOUTH AFRICA - 2024 INTERNATIONALS

## SCRUMS



### INTERNATIONALS AVERAGES



**OWN SCRUMS**

Scrum Won	Scrum Reset Retained	Scrum Lost
53	8	3

**OPPONENT SCRUMS**

Scrum Won	Scrum Reset Retain..	Scrum Lost
3	6	56

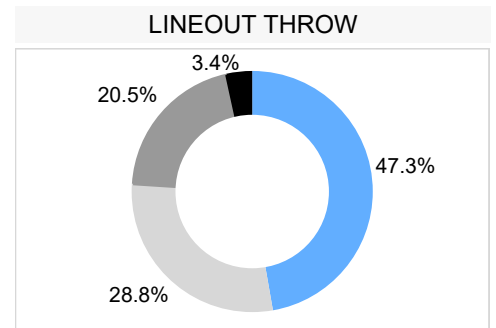
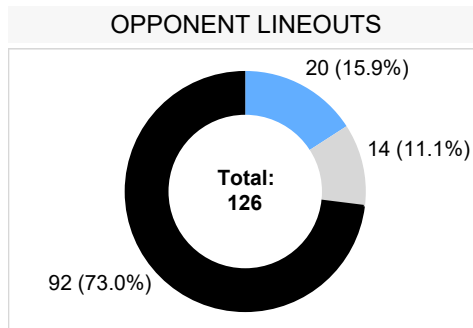
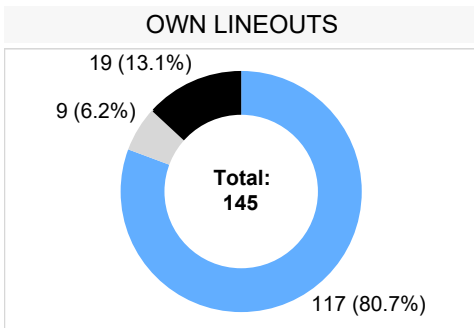
**OWN SCRUMS WON**

	Used	Penalty	Free Kick
Total	27	23	3
% of Total	50.9%	43.4%	5.7%

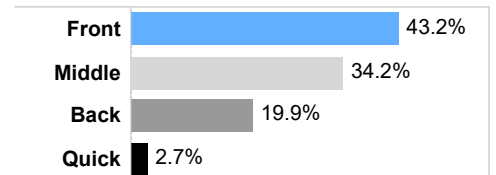
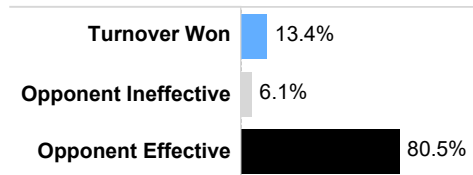
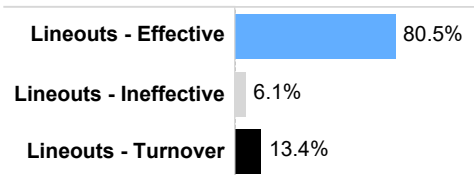
**OPPONENT SCRUMS WON**

	Used	Penalty	Free Kick
Total	3	3	0
% of Total	100.0%	0.0%	0.0%

## LINEOUTS



### INTERNATIONALS AVERAGES

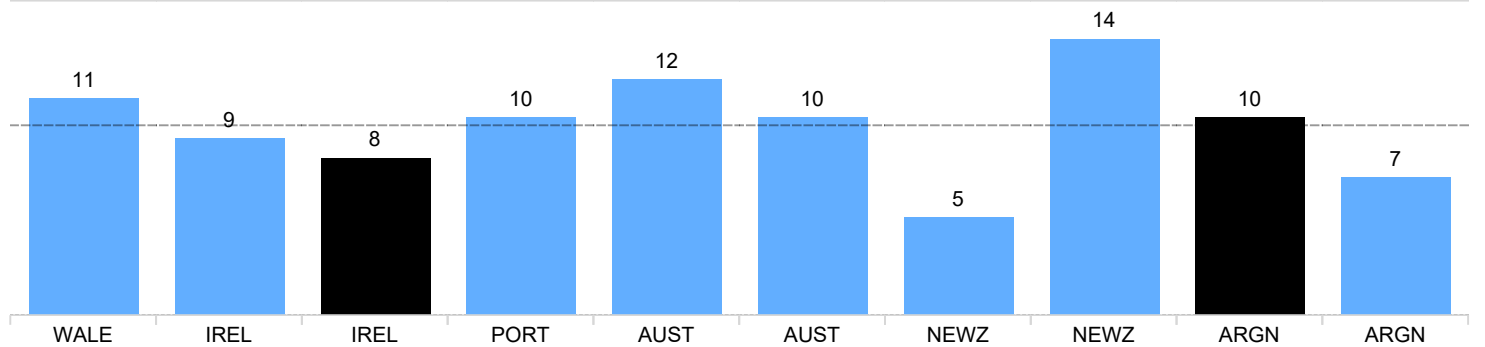


# DISCIPLINE

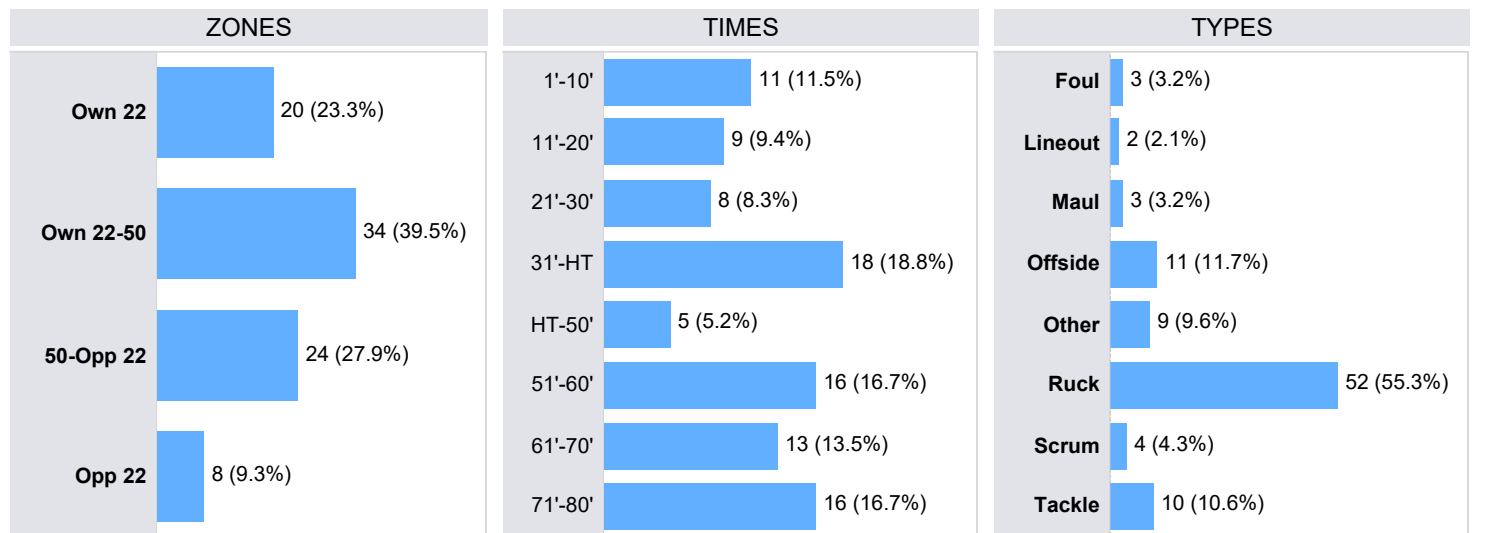
SOUTH AFRICA - 2024 INTERNATIONALS

Statistic	Team	Year Average
Total penalties conceded / match	9.6	5.2
Yellow cards / match	1.1	0.4
Red cards / match	0.1	0.0

## PENALTIES CONCEDED PER MATCH



## PENALTIES & INFRINGEMENTS



## PLAYER STATISTICS - PER 80 AVERAGES WITH A MINIMUM 240 MINUTES PLAYED

Total penalties conceded		Penalties conceded / 80 minutes		Yellow / Red cards				
1	Eben Etzebeth	8	1	Vincent Koch	1.3	1	Kurt-Lee Arendse	3 / 0
2	Pieter-Steph du Toit	6	2	Eben Etzebeth	1.2	2	Aphelele Fassi	2 / 0
3	Cheslin Kolbe	5	3	Kwagga Smith	1.0	3	Andre Esterhuizen	0 / 1
4	Kurt-Lee Arendse	5	4	Grant Williams	1.0	4	Jasper Wiese	1 / 0
5	Kwagga Smith	5	5	Elrigh Louw	0.9	5	Jesse Kriel	1 / 0

***PLAYER STATS***  
***2024 INTERNATIONALS***

# APPEARANCE CHART - SCOTLAND

2024 INTERNATIONALS

	03/02/24	10/02/24	24/02/24	09/03/24	16/03/24	06/07/24	12/07/24	20/07/24	27/07/24	02/11/24
	Wales	France	England	Italy	Ireland	Canada	USA	Chile	Uruguay	Fiji
E. Ashman	s16	s16	s16	s16	s16		2***		2*	2
J. Bayliss						8*		8*		
G. Brown						6		6	5	s20
A. Craig							4	4		
L. Crosbie	6					7	s20		6*	
S. Cummings	5	5	5	5	5		5			5
M. Currie						13	s23	s23*		
R. Darge		7	7	7	7		7	s20	7	7
J. Dempsey	s20	8	8	8	8					8
J. Dobie						14*	s21	14**	s21	s21
Z. Fagerson	3	3	3	3*	3					3
M. Fagerson	8	6		s21	s20	s20	8*		8	6
G. Gilchrist		4	4	4	4					4
D. Graham										14****
R. Gray	4									
P. Harrison								s16	s16*	
A. Hastings							10	s21	s22	10
B. Healy	u22	u22	s22			s21		10	10	
A. Hepburn	s17	s17	s17	s17						
G. Horne	s21	u21	s21	9	s21		9*		9	
W. Hurd						s18		3		
E. Johnson						s19		5	s19	
H. Jones	13	13	13	13	13*		13		13	13**
T. Jordan										s22
B. Kinghorn			15	15	15					
N. McBeth						s17		1		
R. McCann						s23				
S. McDowall					12	12*		s22	12	s23
E. Millar Mills	s18	u18	s18	s18		3	s18			
A. Onyeama-Christie		s20	s20	6	6					
H. Paterson		15				15*			15	
A. Price				s22						9
D. Rae										s18
C. Redpath	s23	s23	s23	12	s22					
A. Reed						11**		11		
D. Richardson						2**		2*		s16
J. Ritchie	7		6	s20			6	7	s20	
K. Rowe	15	14		u23	s23		15	15**	14	15*
F. Russell	10	10	10	10	10					
P. Schoeman	1*	1	1	1*	1		1	s17	s17*	1
J. Sebastian					s18			s18	3	
S. Skinner	s19	s19	s19	s19*	s19					
R. Smith						s16	s16			
K. Steyn	14		14	14*	14	s22*	14	13*	s23	
R. Sutherland					s17	1	s17		1	s17
R. Thompson						10	s22			
S. Tuipulotu	12	12	12				12	12		12
G. Turner	2	2	2	2	2					
D. van der Merwe	11**	11	11***	11	11		11*		11*	11*
M. Walker							3		s18	
G. Warr						9**		9		
B. White	9	9*	9		9					
M. Williamson						4	s19	s19	4	s19
G. Young						5				

KEY: Number denotes position, s: substitute, u: unused replacement, \*: try scored

# APPEARANCE CHART - SOUTH AFRICA

2024 INTERNATIONALS

	22/06/24	06/07/24	13/07/24	20/07/24	10/08/24	17/08/24	31/08/24	07/09/24	21/09/24	28/09/24
	Wales	Ireland	Ireland	Portugal	Australia	Australia	New Zealand	New Zealand	Argentina	Argentina
L. Am				13*		12		s23	12	s23
K. Arendse		11*	11	14*	11**		11		14	11
P. Buthelezi				6*						
D. de Allende	s23	12	12		12		12	12		12
F. de Klerk	9	9	9							
B. Dixon	s20			7*	7		7		7	
T. du Toit				3		3			3	
P. du Toit	7	7	7		5*	7	4	7		7**
A. Esterhuizen	12			12						
E. Etzebeth	4	4	4		4	s19	s19	4	s19	4
A. Fassi	15			15		15*	15		15*	15**
S. Feinberg-Mngomezulu	s22	s23	s23	s22	10	10	10	s22		
J. Grobbelaar				2		2				
J. Hendrikse								s21	s22	9
J. Hendrikse	10									
Q. Horn				s23*						
V. Koch	3	s18	s18		s18	s18	s18	s18	s18	s18
C. Kolbe		14*	14		14	14	14	11		14*
S. Kolisi		6	6		6*		6	6*		6
J. Kriel	13*	13	13		13	13	13	13	13*	13*
W. Le Roux		15	15		15			15		
M. Libbok				10		s22			s23	10
E. Louw				s20	8	8	s20	s20	s20	s19
F. Malherbe	s18	3	3		3		3	3		3
M. Mapimpi	11*			11***		11			11	
M. Marx	2	s16	s16		s16	s16**	s16	s16*	2	s16*
B. Mbonambi	s16*	2	2		2		2*	2		2
N. Mchunu	s17			s17						
S. Moerat	s19	s19	s19	4	s19	4			4	
C. Moodie								14		
F. Mostert	5	5	5							
O. Nche	1	1	1		1	s17	1	1	1	1
R. Nortje						5	5	5	5	5
T. Nyakane				s18						
H. Pollard		10	10		s23	s23	s23	10	10	s22
C. Reinach				9	9		9		9*	s21
E. Roos	8			8						
K. Smith	6	8	8		s21*	s20	s21*	s19	s21	s20
R. Snyman		s20	s20	5						
G. Steenekamp		s17	s17		s17		s17	s17	s17	s17
M. van den Berg				s21		9				
E. van der Merwe	14*									
M. van Staden		s21	s21		s20	6*			6	
A. Venter				s16*						
R. Venter				s19						
J. Wessels				1*		1			s16	
J. Wiese							8	8	8	8
G. Williams	s21	s22	s22		s22	s21	s22*	9		

KEY: Number denotes position, s: substitute, u: unused replacement, \*: try scored

# PLAYER DATA - SCOTLAND

2024 INTERNATIONALS

	Games	Starts	Minutes Played	Points	Tries	Ball Carries	Carry Metres	Line Breaks	Defenders Beaten	Passes	Offloads	Turnover Con	Successful Tackles	Missed Tackles	Dominant Tackles	Penalties Conceded	Kicks	Kicking Metres	Lineout Takes	Lineout Steals
E. Ashman	8	3	273	20	4	35	156	0	5	21	2	4	52	0	6	6	0	0	0	2
J. Bayliss	2	2	153	10	2	23	150	0	8	12	2	0	10	0	1	2	0	0	11	0
G. Brown	4	3	221	0	0	15	102	1	3	16	0	1	22	1	1	7	0	0	11	0
A. Craig	2	2	97	0	0	7	29	0	3	2	0	1	4	0	0	1	0	0	0	1
L. Crosbie	4	3	195	5	1	23	73	1	1	4	0	0	33	2	4	2	0	0	2	0
S. Cummings	7	7	531	0	0	28	84	0	1	27	1	2	94	11	10	5	0	0	25	3
M. Currie	3	1	103	5	1	11	148	3	4	8	0	3	11	0	1	1	1	0	0	0
R. Darge	8	7	539	0	0	53	199	3	8	24	1	3	120	6	16	3	0	0	0	0
J. Dempsey	6	5	406	0	0	67	354	0	17	32	3	4	79	3	9	2	1	0	7	1
J. Dobie	5	2	232	15	3	26	222	5	7	153	4	6	12	1	0	1	9	257	0	0
Z. Fagerson	6	6	401	5	1	38	140	0	4	4	0	1	73	2	2	9	0	0	0	0
M. Fagerson	8	5	409	5	1	53	266	2	4	29	4	6	73	6	6	1	0	0	4	1
G. Gilchrist	5	5	371	0	0	24	91	0	1	23	0	2	50	0	3	2	1	0	19	0
D. Graham	1	1	65	20	4	6	84	3	7	2	0	0	6	1	1	0	1	18	0	0
R. Gray	1	1	31	0	0	1	4	0	0	3	0	0	4	0	0	0	0	0	2	1
P. Harrison	2	0	52	5	1	10	86	1	6	8	2	0	10	3	3	2	0	0	0	0
A. Hastings	4	2	194	35	0	9	33	0	3	86	1	1	13	3	1	4	14	377	1	0
B. Healy	6	2	133	18	0	10	95	1	4	38	2	2	9	0	0	1	12	373	1	0
A. Hepburn	4	0	69	0	0	11	40	0	0	5	0	0	9	1	1	2	0	0	0	0
G. Horne	7	3	223	5	1	12	84	1	4	193	3	1	15	2	1	3	25	609	0	0
W. Hurd	2	1	79	0	0	5	21	0	0	2	0	0	9	0	2	0	0	0	0	0
E. Johnson	3	1	117	0	0	15	52	0	0	8	1	0	20	0	2	1	0	0	3	0
H. Jones	8	8	625	15	3	61	608	9	25	45	10	10	54	11	6	3	7	112	0	0
T. Jordan	1	0	41	0	0	8	75	1	4	11	3	0	3	0	0	0	1	26	0	0
B. Kinghorn	3	3	226	0	0	38	303	1	6	21	5	5	7	5	1	1	9	367	0	0
N. McBeth	2	1	85	0	0	3	10	0	0	3	0	0	11	0	2	1	0	0	0	0
R. McCann	1	0	18	0	0	2	20	0	3	0	0	0	1	0	0	0	0	0	0	0
S. McDowall	5	3	256	5	1	29	225	2	11	34	4	1	31	3	3	0	1	50	0	0
E. Millar Mills	6	1	131	0	0	11	34	0	0	2	1	0	20	3	0	3	0	0	0	0
A. Onyeama-Christie	4	2	197	0	0	19	143	1	2	12	2	1	49	2	0	5	0	0	6	0
H. Paterson	3	3	232	5	1	35	347	4	5	17	4	4	6	2	0	2	9	495	0	0
A. Price	2	1	71	0	0	4	20	0	2	78	1	2	9	5	0	0	15	247	0	0
D. Rae	1	0	20	0	0	1	5	0	0	0	0	0	2	0	0	0	0	0	0	0
C. Redpath	5	1	147	0	0	26	199	2	9	18	5	3	18	4	0	0	1	27	0	0
A. Reed	2	2	160	10	2	18	162	4	5	8	2	1	5	2	1	0	1	44	0	0
D. Richardson	3	2	191	15	3	34	239	3	13	15	2	1	29	2	2	2	1	20	0	0
J. Ritchie	6	4	280	0	0	28	117	0	1	22	2	4	40	2	4	3	0	0	13	1
K. Rowe	8	6	427	15	3	52	601	8	24	32	4	8	18	3	1	1	10	406	0	0
F. Russell	5	5	400	55	0	33	216	1	3	140	5	5	36	8	4	1	81	2,822	2	0
P. Schoeman	9	7	456	15	3	61	238	0	6	13	1	5	94	5	15	6	1	0	2	0
J. Sebastian	3	1	91	0	0	2	8	0	0	6	0	0	10	2	0	0	0	0	0	0
S. Skinner	5	0	87	5	1	15	40	0	0	10	1	1	14	0	0	5	0	0	2	2
R. Smith	2	0	47	0	0	7	30	0	0	5	1	0	9	1	1	1	0	0	0	0
K. Steyn	8	6	533	15	3	53	421	9	19	26	6	11	40	11	4	2	2	22	0	0
R. Sutherland	5	2	190	0	0	20	125	1	5	7	0	0	23	1	2	2	0	0	0	0
R. Thompson	2	1	77	12	0	7	69	1	2	28	1	2	11	0	1	0	5	190	0	0
S. Tuipulotu	6	6	410	0	0	46	282	0	9	49	2	0	30	2	3	3	0	0	1	0
G. Turner	5	5	283	0	0	29	130	0	6	16	0	2	49	8	4	2	1	14	0	0
D. van der Merwe	8	8	638	40	8	68	706	11	33	23	5	7	29	6	2	7	3	54	0	0
M. Walker	2	1	78	0	0	4	9	0	0	1	0	0	12	1	0	2	0	0	0	0
G. Warr	2	2	113	10	2	8	64	1	1	90	0	0	4	3	0	2	13	404	0	0
B. White	4	4	274	5	1	9	29	0	0	201	1	2	30	7	2	0	48	1,262	0	0
M. Williamson	5	2	203	0	0	9	37	0	2	10	1	1	35	4	4	1	0	0	7	0
G. Young	1	1	80	0	0	6	30	1	0	10	0	1	8	0	0	1	0	0	3	0

# PLAYER DATA - SOUTH AFRICA

2024 INTERNATIONALS

	Games	Starts	Minutes Played	Points	Tries	Ball Carries	Carry Metres	Line Breaks	Defenders Beaten	Passes	Offloads	Turnover Con	Successful Tackles	Missed Tackles	Dominant Tackles	Penalties Conceded	Kicks	Kicking Metres	Lineout Takes	Lineout Steals
L. Am	5	3	289	5	1	28	236	3	7	22	3	3	21	2	0	1	5	158	0	0
K. Arendse	7	7	502	20	4	42	492	13	14	11	2	6	20	8	4	5	3	88	1	0
P. Buthelezi	1	1	58	5	1	6	39	0	1	1	0	0	4	2	1	0	0	0	0	0
D. de Allende	7	6	463	0	0	50	327	3	17	56	4	6	42	6	4	3	1	0	0	0
F. de Klerk	3	3	155	0	0	18	35	0	0	140	1	5	7	1	2	0	18	295	0	0
B. Dixon	5	4	271	5	1	28	131	0	2	22	6	3	38	2	5	2	0	0	7	0
T. du Toit	3	3	156	0	0	12	53	0	2	3	0	0	18	1	2	1	0	0	0	1
P. du Toit	8	8	640	15	3	82	509	4	10	48	2	6	102	12	7	6	0	0	17	4
A. Esterhuizen	2	2	60	0	0	4	35	1	0	4	0	0	3	0	0	1	0	0	0	0
E. Etzebeth	9	6	543	0	0	49	254	0	8	48	4	5	58	14	7	8	0	0	33	3
A. Fassi	6	6	437	20	4	49	511	6	7	41	3	10	13	1	1	4	29	787	2	0
S. Feinberg-Mngomez..	8	3	384	52	0	33	365	3	21	38	3	7	39	8	3	1	50	1,485	2	0
J. Grobbelaar	2	2	102	0	0	8	39	0	0	4	1	0	6	2	0	2	0	0	0	0
J. Hendrikse	3	1	102	7	0	6	28	0	0	106	1	3	8	1	0	0	9	175	0	0
J. Hendrikse	1	1	59	7	0	5	43	0	1	12	0	2	6	0	0	0	2	63	0	0
Q. Horn	1	0	17	5	1	2	33	1	1	0	0	0	1	0	0	1	0	0	1	0
V. Koch	9	1	297	0	0	27	97	0	0	9	0	1	30	1	2	5	1	7	0	0
C. Kolbe	7	7	560	10	2	45	436	7	29	20	4	9	23	10	1	5	10	324	1	0
S. Kolisi	6	6	332	10	2	35	212	0	8	24	2	3	33	4	5	1	1	7	0	0
J. Kriel	9	9	718	15	3	69	678	13	13	28	4	7	53	14	5	3	3	85	0	0
W. Le Roux	4	4	231	0	0	25	195	1	0	56	1	3	2	2	0	1	13	327	0	0
M. Libbok	4	2	153	7	0	22	187	1	5	52	0	3	6	2	0	0	18	389	0	0
E. Louw	7	2	265	0	0	50	346	1	9	4	0	1	36	3	2	3	0	0	1	0
F. Malherbe	7	6	325	0	0	13	50	0	0	3	0	0	40	7	4	0	0	0	0	0
M. Mapimpi	4	4	320	20	4	30	366	8	10	12	1	4	12	8	2	0	3	63	1	0
M. Marx	9	2	363	20	4	35	180	2	5	14	1	1	37	4	3	2	0	0	0	0
B. Mbonambi	7	6	297	10	2	15	68	0	1	9	1	3	28	5	0	3	0	0	0	0
N. Mchunu	2	0	38	0	0	4	19	0	0	1	0	1	2	0	1	0	0	0	0	0
S. Moerat	7	3	231	0	0	21	77	0	0	29	0	1	30	5	1	1	0	0	6	0
C. Moodie	1	1	45	0	0	5	54	0	1	4	0	0	4	4	0	0	1	37	0	0
F. Mostert	3	3	147	0	0	11	41	0	1	9	0	2	29	2	2	2	0	0	8	1
O. Nche	9	8	479	0	0	45	183	1	6	23	2	3	55	10	9	4	0	0	1	0
R. Nortje	5	5	369	0	0	26	121	1	2	30	1	3	52	12	3	3	1	0	32	2
T. Nyakane	1	0	22	0	0	1	2	0	0	1	0	0	1	1	0	0	0	0	0	0
H. Pollard	8	4	334	57	0	24	156	2	5	68	1	5	31	11	2	2	33	768	1	0
C. Reinach	5	4	218	5	1	27	107	3	5	203	5	5	8	5	0	0	20	371	0	0
E. Roos	2	2	101	0	0	25	189	2	4	4	0	3	7	0	3	2	1	0	1	0
K. Smith	9	3	399	10	2	61	341	2	13	20	3	5	28	2	1	5	1	14	1	1
R. Snyman	3	1	182	0	0	24	92	1	2	19	10	1	20	1	3	3	0	0	7	0
G. Steenekamp	7	0	185	0	0	14	63	0	1	1	0	0	29	5	3	3	0	0	1	0
M. van den Berg	2	1	85	0	0	7	17	0	1	64	0	1	8	2	0	1	6	111	0	0
E. van der Merwe	1	1	80	5	1	4	83	2	4	2	0	0	4	0	1	0	1	35	0	0
M. van Staden	5	2	202	5	1	20	123	0	2	3	0	4	28	4	3	3	0	0	0	0
A. Venter	1	0	22	5	1	5	27	0	0	0	0	0	3	1	0	1	0	0	0	0
R. Venter	1	0	22	0	0	8	43	0	2	2	1	0	3	1	1	0	0	0	0	0
J. Wessels	3	2	109	5	1	14	73	0	2	5	0	0	6	0	0	2	0	0	0	0
J. Wiese	4	4	219	0	0	46	282	1	9	10	1	2	23	5	2	3	0	0	1	0
G. Williams	7	1	240	5	1	15	43	0	3	166	1	2	18	3	0	3	29	633	0	0

***PLAYER RANKINGS***  
**2024 INTERNATIONALS**

# PLAYER RANKINGS - POINTS

2024 INTERNATIONALS

## POINTS

		Games	Points	Minutes	Pens	Conv	Drop Goals	Tries	
1	D. McKenzie	New Zealand	11	113	729	16	30	0	1
2	S. Lee	Japan	7	76	461	8	21	0	2
3	J. Crowley	Ireland	7	71	539	12	15	0	1
4	T. Ramos	France	5	63	400	13	12	0	0
4	T. Alborno	Argentina	9	63	451	5	19	0	2
6	P. Garbisi	Italy	8	61	613	10	13	0	1
7	H. Pollard	South Africa	8	57	334	13	9	0	0
8	N. Lolesio	Australia	8	56	511	12	10	0	0
9	F. Russell	Scotland	5	55	400	11	11	0	0
9	S. Carreras	Argentina	9	55	505	9	9	0	2

## GOAL KICKING (MADE)

		Games	Minutes	Goals	Misses	Pens	Pens Missed	Conv	Conv Missed	Goal Kicking ..	
1	D. McKenzie	New Zealand	11	729	46	14	16	5	30	9	76.7%
2	S. Lee	Japan	7	461	29	1	8	1	21	0	96.7%
3	J. Crowley	Ireland	7	539	27	10	12	3	15	7	73.0%
4	T. Ramos	France	5	400	25	3	13	2	12	1	89.3%
5	T. Alborno	Argentina	9	451	24	10	5	2	19	8	70.6%
6	P. Garbisi	Italy	8	613	23	8	10	4	13	4	74.2%
7	H. Pollard	South Africa	8	334	22	5	13	3	9	2	81.5%
7	F. Russell	Scotland	5	400	22	1	11	0	11	1	95.7%
7	N. Lolesio	Australia	8	511	22	6	12	3	10	3	78.6%
7	S. Feinberg-Mngomezulu	South Africa	8	384	22	7	8	3	14	4	75.9%

## GOAL KICKING (%)\*

		Games	Kicks	Made	Available Points	Points Scored	Expected Points	Pts Gained	Goal Kicking %	
1	Martin Page-Relo	Italy	4	6	6	18	18	4.3	13.7	100.0%
1	Leo Berdeu	France	1	7	7	19	19	14.1	4.9	100.0%
3	Seungsin Lee	Japan	6	30	29	69	60.9	5.1	96.7%	
4	Finn Russell	Scotland	5	23	22	57	48.5	6.5	95.7%	
5	Ben Donaldson	Australia	4	12	11	28	26	23.6	2.4	91.7%
6	Sam Costelow	Wales	4	10	9	24	21	19.3	1.7	90.0%
6	Santiago Carreras	Argentina	6	20	18	49	45	41.9	3.1	90.0%
8	Thomas Ramos	France	5	28	25	71	63	57.3	5.7	89.3%
9	Ioan Lloyd	Wales	3	7	6	14	12	10.4	1.6	85.7%
9	Ben Thomas	Wales	2	7	6	18	15	12.9	2.1	85.7%
9	Beauden Barrett	New Zealand	2	7	6	14	12	10.2	1.8	85.7%

\*Minimum 5 Kicks at Goal



SCOTLAND



SOUTH AFRICA

# PLAYER RANKINGS - TRIES

2024 INTERNATIONALS

## TRIES

		Games	Minutes Played	Tries	Tries / 80	
1	D. van der Merwe	Scotland	8	638	8	1.0
2	C. Clarke	New Zealand	6	431	7	1.3
3	D. Riley	Japan	7	560	6	0.9
3	M. Tele'a	New Zealand	8	486	6	1.0
5	W. Jordan	New Zealand	7	476	5	0.8
5	D. Sheehan	Ireland	6	330	5	1.2
5	M. Carreras	Argentina	9	690	5	0.6
5	I. Feyi-Waboso	England	8	385	5	1.0
9	M. Ioane	Italy	7	555	4	0.6
9	J. Lowe	Ireland	7	560	4	0.6
9	M. Marx	South Africa	9	363	4	0.9
9	A. Savea	New Zealand	10	775	4	0.4
9	M. Mapimpi	South Africa	4	320	4	1.0
9	K. Arendse	South Africa	7	502	4	0.6

## TRY ASSISTS

		Games	Minutes Played	Try Assists	Try Assists / 80	
1	B. Barrett	New Zealand	9	537	7	1.0
2	M. Smith	England	6	348	6	1.4
3	D. McKenzie	New Zealand	11	729	5	0.5
3	H. Jones	Scotland	8	625	5	0.6
3	S. Lee	Japan	7	461	5	0.9
6	A. Hastings	Scotland	4	194	4	1.6
6	A. Mitchell	England	7	451	4	0.7
6	T. Alborno	Argentina	9	451	4	0.7
6	S. Chocobares	Argentina	8	546	4	0.6
6	S. Fujiwara	Japan	7	383	4	0.8
6	P. Garbisi	Italy	8	613	4	0.5
6	J. Dobie	Scotland	5	232	4	1.4

## TRY INVOLVEMENTS

		Games	Minutes Played	Try Involvements	% of Team Total	
1	D. Riley	Japan	7	560	9	17.0%
2	B. Barrett	New Zealand	9	537	8	9.6%
2	D. van der Merwe	Scotland	8	638	8	9.4%
2	H. Jones	Scotland	8	625	8	9.4%
2	M. Tele'a	New Zealand	8	486	8	9.6%
2	M. Smith	England	6	348	8	17.4%
7	C. Clarke	New Zealand	6	431	7	8.4%
7	W. Jordan	New Zealand	7	476	7	8.4%
7	J. Dobie	Scotland	5	232	7	10.9%
7	S. Lee	Japan	7	461	7	13.2%

 **SCOTLAND**

 **SOUTH AFRICA**

# PLAYER RANKINGS - CARRIES

2024 INTERNATIONALS

## CARRIES

		Games	Total	
1	B. Earl	England	9	147
2	A. Savea	New Zealand	10	133
3	R. Valetini	Australia	9	88
4	P. Matera	Argentina	9	87
4	D. McKenzie	New Zealand	11	87
4	H. Wilson	Australia	7	87
7	J. Barrett	New Zealand	9	86
8	C. Doris	Ireland	7	85
9	W. Sیتی	New Zealand	7	83
10	P. du Toit	South Africa	8	82
10	A. Wainwright	Wales	7	82

		Minutes	Per 80*	
1	B. Earl	England	720	16.3
2	W. Sیتی	New Zealand	419	15.8
3	E. Louw	South Africa	265	15.1
4	G. Alldritt	France	279	14.1
5	A. Savea	New Zealand	775	13.7
6	J. Dempsey	Scotland	406	13.2
7	E. Canakaivata	Fiji	385	13.1
8	T. Ikanivere	Fiji	463	12.4
9	H. Wilson	Australia	560	12.4
10	C. Doris	Ireland	550	12.4

## METRES

		Games	Total	
1	B. Earl	England	9	798
2	D. Riley	Japan	7	768
3	A. Savea	New Zealand	10	745
4	M. Carreras	Argentina	9	739
5	D. van der Merwe	Scotland	8	706
6	J. Kriel	South Africa	9	678
7	J. Barrett	New Zealand	9	674
8	C. Clarke	New Zealand	6	667
9	W. Jordan	New Zealand	7	662
10	J. Lowe	Ireland	7	642

		Minutes	Per 80*	
1	C. Clarke	New Zealand	431	123.7
2	I. Masi	Fiji	270	120.9
3	W. Sیتی	New Zealand	419	115.5
4	Y. Yazaki	Japan	374	113.5
5	K. Rowe	Scotland	427	112.5
6	W. Jordan	New Zealand	476	111.2
7	T. Alborno	Argentina	451	110.4
8	D. Riley	Japan	560	109.6
9	M. Tuitama	Japan	360	108.5
10	V. Karawalevu	Fiji	399	106.4

## DEFENDERS BEATEN

		Games	Total	
1	M. Tele'a	New Zealand	8	39
2	B. Earl	England	9	35
3	D. van der Merwe	Scotland	8	33
4	D. McKenzie	New Zealand	11	31
5	C. Kolbe	South Africa	7	29
5	A. Savea	New Zealand	10	29
5	M. Carreras	Argentina	9	29
8	D. Penaud	France	5	27
9	M. Ioane	Italy	7	26
9	D. Riley	Japan	7	26

		Minutes	Per 80*	
1	M. Tele'a	New Zealand	486	6.4
2	D. Penaud	France	400	5.4
3	M. Tuitama	Japan	360	4.9
4	K. Rowe	Scotland	427	4.5
5	S. Feinberg-Mngomez	South Africa	384	4.4
6	I. Feyi-Waboso	England	385	4.4
7	C. Clarke	New Zealand	431	4.3
8	C. Kolbe	South Africa	560	4.1
9	D. van der Merwe	Scotland	638	4.1
10	A. Aumua	New Zealand	311	4.1

\*Minimum 240 minutes played

 **SCOTLAND**

 **SOUTH AFRICA**

# PLAYER RANKINGS - PASSING

2024 INTERNATIONALS

## PASSES

		Games	Total	
1	S. Fujiwara	Japan	7	472
2	F. Lomani	Fiji	7	396
3	J. Gordon	Australia	6	388
4	T. Perenara	New Zealand	8	360
5	G. Bertranou	Argentina	8	359
6	A. Mitchell	England	7	336
7	J. Gibson-Park	Ireland	5	333
8	C. Ratima	New Zealand	9	327
9	T. Williams	Wales	5	303
10	D. McKenzie	New Zealand	11	252

		Minutes	Per 80*	
1	S. Fujiwara	Japan	383	98.6
2	J. Gibson-Park	Ireland	299	89.1
3	J. Gordon	Australia	364	85.3
4	C. Ratima	New Zealand	315	83.0
5	T. Williams	Wales	296	81.9
6	T. Perenara	New Zealand	358	80.4
7	F. Lomani	Fiji	428	74.0
8	G. Bertranou	Argentina	430	66.8
9	A. Mitchell	England	451	59.6
10	B. White	Scotland	274	58.7

## PASSING ACCURACY\*\*

		Total	%	
1	G. Williams	South Africa	166	99.4%
2	K. Hardy	Wales	110	99.1%
3	B. Serin	France	101	99.0%
4	J. Dobie	Scotland	153	98.7%
5	S. Varney	Italy	149	98.7%
6	N. White	Australia	135	98.5%
7	C. Ratima	New Zealand	327	98.5%
8	E. Bevan	Wales	125	98.4%
9	G. Horne	Scotland	193	97.9%
10	T. Williams	Wales	303	97.7%

## BREAK ASSIST PASSES

		Games	Total	
1	D. McKenzie	New Zealand	11	16
2	S. McDowall	Scotland	5	7
3	S. Tuipulotu	Scotland	6	6
3	A. Fassi	South Africa	6	6
5	G. Ford	England	6	5
5	S. Kolisi	South Africa	6	5
5	R. Henshaw	Ireland	7	5
5	S. Chocobares	Argentina	8	5
5	P. Garbisi	Italy	8	5
5	J. Oviedo	Argentina	8	5

## OFFLOADS

		Games	Total	
1	S. Reece	New Zealand	8	14
2	J. Lowe	Ireland	7	12
2	M. Tele'a	New Zealand	8	12
2	W. Sititi	New Zealand	7	12
5	D. Penaud	France	5	11
6	M. Ioane	Italy	7	10
6	D. McKenzie	New Zealand	11	10
6	H. Jones	Scotland	8	10
6	R. Snyman	South Africa	3	10
10	J. Mallia	Argentina	6	9
10	J. Oviedo	Argentina	8	9

		Minutes	Per 80*	
1	W. Sititi	New Zealand	419	2.3
2	D. Penaud	France	400	2.2
3	S. Reece	New Zealand	536	2.1
4	M. Tele'a	New Zealand	486	2.0
5	L. Barre	France	312	1.8
6	B. Dixon	South Africa	271	1.8
7	J. Lowe	Ireland	560	1.7
8	S. Waqa	Japan	286	1.7
9	J. Mallia	Argentina	444	1.6
10	I. Masi	Fiji	270	1.5

\*Minimum 240 minutes played \*\*Minimum 100 Passes

 **SCOTLAND**

 **SOUTH AFRICA**

# PLAYER RANKINGS - KICKS

2024 INTERNATIONALS

## KICKS IN PLAY

		Games	Total
1	D. McKenzie	New Zealand	11 94
2	F. Russell	Scotland	5 81
3	A. Mitchell	England	7 79
4	P. Garbisi	Italy	8 68
5	B. Barrett	New Zealand	9 55
6	J. Crowley	Ireland	7 54
6	S. Lee	Japan	7 54
8	T. Albornoz	Argentina	9 53
8	S. Carreras	Argentina	9 53
10	F. Lomani	Fiji	7 52

		Minutes	Per 80*
1	F. Russell	Scotland	400 16.2
2	B. White	Scotland	274 14.0
3	A. Mitchell	England	451 14.0
4	T. Williams	Wales	296 13.5
5	S. Varney	Italy	246 12.0
6	S. Feinberg-Mngomez	South Africa	384 10.4
7	D. McKenzie	New Zealand	729 10.3
8	G. Ford	England	362 9.9
9	F. Lomani	Fiji	428 9.7
10	G. Williams	South Africa	240 9.7

## KICKING METRES

		Games	Total
1	D. McKenzie	New Zealand	11 2,835
2	F. Russell	Scotland	5 2,822
3	A. Mitchell	England	7 2,163
4	P. Garbisi	Italy	8 2,149
5	T. Albornoz	Argentina	9 2,031
6	J. Lowe	Ireland	7 1,988
7	S. Carreras	Argentina	9 1,956
8	S. Lee	Japan	7 1,889
9	S. Feinberg-Mngomez	South Africa	8 1,485
10	B. Barrett	New Zealand	9 1,481

		Minutes	Per 80*
1	F. Russell	Scotland	400 564.3
2	A. Mitchell	England	451 383.6
3	B. White	Scotland	274 368.4
4	T. Williams	Wales	296 367.2
5	T. Albornoz	Argentina	451 360.3
6	S. Lee	Japan	461 327.8
7	D. McKenzie	New Zealand	729 311.1
8	S. Carreras	Argentina	505 309.8
9	S. Feinberg-Mngomez	South Africa	384 309.4
10	G. Ford	England	362 293.6

## METRES / KICKS IN PLAY\*\*

		Games	Avg*
1	Leo Barre	France	4 40.2
2	James Lowe	Ireland	7 39.8
3	Cameron Winnett	Wales	7 39.2
4	Tomas Albornoz	Argentina	9 38.3
5	Juan Cruz Mallia	Argentina	6 38.1
6	Santiago Carreras	Argentina	9 36.9
7	Jordie Barrett	New Zealand	9 36.6
8	Seungsin Lee	Japan	7 35.0
9	Finn Russell	Scotland	5 34.8
10	Thomas Ramos	France	5 33.5

\*Minimum 240 minutes played \*\*Minimum 2 Kicks / 80min



SCOTLAND



SOUTH AFRICA

# PLAYER RANKINGS - LINEOUTS

2024 INTERNATIONALS

## LINEOUTS WON (INC. STEALS)

		Games	Total	
1	F. Ruzza	Italy	8	45
2	W. Dearn	Japan	8	43
3	M. Itoje	England	9	38
4	E. Etzebeth	South Africa	9	36
5	R. Nortje	South Africa	5	34
6	N. Frost	Australia	6	30
7	D. Jenkins	Wales	7	29
8	S. Cummings	Scotland	7	28
8	L. Salakaia-Loto	Australia	7	28
8	J. Gonzalez	Argentina	6	28

		Minutes	Per 80*	
1	F. Ruzza	Italy	488	7.4
2	R. Nortje	South Africa	369	7.4
3	L. Salakaia-Loto	Australia	367	6.1
4	N. Frost	Australia	396	6.1
5	J. Gonzalez	Argentina	398	5.6
6	W. Dearn	Japan	625	5.5
7	E. Etzebeth	South Africa	543	5.3
8	F. Molina	Argentina	362	5.1
9	O. Chessum	England	331	5.1
10	A. Beard	Wales	319	5.0

## LINEOUT STEALS

		Games	Total	
1	W. Dearn	Japan	8	8
2	M. Derenalagi	Fiji	6	6
3	L. Salakaia-Loto	Australia	7	5
4	M. Itoje	England	9	4
4	P. du Toit	South Africa	8	4
4	N. Frost	Australia	6	4
4	T. Vaa'i	New Zealand	10	4
4	J. Moro	Argentina	1	4
9	E. Etzebeth	South Africa	9	3
9	T. Beirne	Ireland	6	3
9	S. Cummings	Scotland	7	3
9	M. Lamaro	Italy	8	3
9	J. Williams	Australia	8	3
9	I. Nasilasila	Fiji	6	3
9	O. Chessum	England	5	3

		Minutes	Per 80*	
1	M. Derenalagi	Fiji	406	1.2
2	L. Salakaia-Loto	Australia	367	1.1
3	W. Dearn	Japan	625	1.0
4	N. Frost	Australia	396	0.8
5	O. Chessum	England	331	0.7
6	P. Tuipulotu	New Zealand	253	0.6
7	E. Ashman	Scotland	273	0.6
8	J. Williams	Australia	431	0.6
9	T. Vaa'i	New Zealand	585	0.5
10	E. Blackadder	New Zealand	309	0.5

## LINEOUT THROWS WON

		Games	Total	
1	J. George	England	9	88
2	C. Taylor	New Zealand	9	81
3	J. Montoya	Argentina	7	59
3	T. Ikanivere	Fiji	7	59
3	M. Harada	Japan	8	59
6	M. Faessler	Australia	7	54
7	B. Mbonambi	South Africa	7	53
8	M. Marx	South Africa	9	50
8	E. Dee	Wales	5	50
10	G. Nicotera	Italy	7	49

## LINEOUT SUCCESS RATE\*\*

		Games	Total*	
1	E. Dee	Wales	5	96.2%
2	I. Ruiz	Argentina	8	91.7%
3	B. Mbonambi	South Africa	7	91.4%
4	J. George	England	9	90.7%
5	D. Sheehan	Ireland	6	88.7%
6	M. Faessler	Australia	7	88.5%
7	M. Harada	Japan	8	88.1%
8	C. Taylor	New Zealand	9	87.1%
9	J. Montoya	Argentina	7	86.8%
10	G. Turner	Scotland	5	86.1%

\*Minimum 240 minutes played \*\*Minimum 2 lineout throws / 80

 **SCOTLAND**

 **SOUTH AFRICA**

# PLAYER RANKINGS - TACKLES & TURNOVERS

2024 INTERNATIONALS

## SUCCESSFUL TACKLES

			Games	Total
1	M. Lamaro	Italy	8	143
2	R. Darge	Scotland	8	120
3	B. Earl	England	9	116
4	D. Jenkins	Wales	7	115
5	T. Reffell	Wales	7	113
6	A. Savea	New Zealand	10	109
7	N. Cannone	Italy	8	104
8	P. du Toit	South Africa	8	102
8	M. Kremer	Argentina	8	102
10	M. Itoje	England	9	98
10	S. Barrett	New Zealand	8	98

			Minutes	Per 80*
1	G. Lucchesi	Italy	302	19.6
2	L. Cannone	Italy	290	19.6
3	C. Tizzano	Australia	307	19.3
4	M. Lamaro	Italy	607	18.8
5	C. Cunningham-South England		306	18.3
6	R. Vintcent	Italy	364	18.2
7	R. Darge	Scotland	539	17.8
8	D. Jenkins	Wales	530	17.4
9	T. Costley	Japan	272	17.4
10	A. Bell	Australia	264	17.0

## DOMINANT TACKLES

			Games	Total
1	R. Darge	Scotland	8	16
2	P. Schoeman	Scotland	9	15
3	M. Lamaro	Italy	8	12
4	M. Kremer	Argentina	8	11
4	N. Cannone	Italy	8	11
4	W. Dearn	Japan	8	11
7	S. Cummings	Scotland	7	10
7	T. Freeman	England	9	10
7	T. Menoncello	Italy	8	10
10	P. Matera	Argentina	9	9

## TACKLE SUCCESS RATE\*\*

			Minutes	%*
1	G. Gilchrist	Scotland	371	100.0%
2	E. Dee	Wales	298	97.9%
3	J. George	England	548	93.8%
3	E. Bello	Argentina	256	93.8%
5	Z. Fagerson	Scotland	401	93.6%
6	T. Beirne	Ireland	470	93.4%
7	L. Cannone	Italy	290	93.4%
8	J. Dempsey	Scotland	406	92.9%
9	M. Leitch	Japan	240	92.9%
9	E. Ashman	Scotland	273	92.9%

## TURNOVERS WON

			Games	Total
1	W. Dearn	Japan	8	12
2	M. Derenalagi	Fiji	6	10
3	M. Itoje	England	9	9
4	T. Reffell	Wales	7	8
4	T. Vaa'i	New Zealand	10	8
6	T. Beirne	Ireland	6	7
7	S. Barrett	New Zealand	8	6
7	P. du Toit	South Africa	8	6
7	A. Savea	New Zealand	10	6
7	S. Underhill	England	8	6
7	N. Frost	Australia	6	6

			Minutes	Per 80*
1	M. Derenalagi	Fiji	406	2.0
2	P. Tuipulotu	New Zealand	253	1.6
3	W. Dearn	Japan	625	1.5
4	G. Lucchesi	Italy	302	1.3
5	N. Frost	Australia	396	1.2
6	T. Reffell	Wales	536	1.2
7	T. Beirne	Ireland	470	1.2
8	L. Cannone	Italy	290	1.1
9	T. Vaa'i	New Zealand	585	1.1
10	L. Salakaia-Loto	Australia	367	1.1

\*Minimum 240 minutes played \*\*Minimum 5 tackles / 80

■ SCOTLAND

■ SOUTH AFRICA

# PLAYER RANKINGS - DISCIPLINE

2024 INTERNATIONALS

## PENS CONCEDED

		Games	Total	
1	J. Slipper	Australia	6	7
1	D. van der Merwe	Scotland	8	7
1	H. Wilson	Australia	7	7
1	H. Hetet	Fiji	7	7
1	G. Brown	Scotland	4	7
1	S. Takeuchi	Japan	8	7
1	R. Vintcent	Italy	7	7
1	W. Sitti	New Zealand	7	7
9	S. Cane	New Zealand	7	6
9	P. Schoeman	Scotland	9	6
9	J. Montoya	Argentina	7	6
9	P. du Toit	South Africa	8	6
9	S. Waqa	Japan	6	6
9	G. Zilocchi	Italy	6	6
9	W. Stuart	England	9	6
9	H. Paisami	Australia	7	6
9	J. Barrett	New Zealand	9	6
9	E. Blackadder	New Zealand	4	6
9	M. Lamaro	Italy	8	6
9	C. Clarke	New Zealand	6	6
9	S. Tawake	Fiji	6	6
9	E. Ashman	Scotland	8	6
9	T. Ikanivere	Fiji	7	6

		Minutes	Per 80*	
1	J. Sclavi	Argentina	270	2.7
2	A. Porter	Ireland	439	2.4
3	H. Hetet	Fiji	240	2.3
4	G. Lucchesi	Italy	302	2.1
5	Z. Fagerson	Scotland	401	1.8
6	E. Ashman	Scotland	273	1.8
7	S. Waqa	Japan	286	1.7
8	T. Tupou	Australia	255	1.6
8	T. Williams	New Zealand	408	1.6
10	E. Blackadder	New Zealand	309	1.6

## CARDS

		Games	Yellows	
1	K. Arendse	South Africa	7	3
2	A. Kellaway	Australia	9	2
2	P. O'Mahony	Ireland	6	2
2	A. Lienert-Brown	New Zealand	11	2
2	C. Clarke	New Zealand	6	2
2	A. Fassi	South Africa	6	2
2	E. Ashman	Scotland	8	2
8	E. Daly	England	5	1
8	U. Atonio	France	5	1
8	W. Le Roux	South Africa	4	1
8	O. Tu'ungafasi	New Zealand	8	1
8	J. Wiese	South Africa	4	1
8	D. van der Merwe	Scotland	8	1
8	M. Marx	South Africa	9	1
8	J. Kriel	South Africa	9	1

		Games	Reds	
1	P. Matera	Argentina	9	1
1	J. Danty	France	3	1
1	A. Esterhuizen	South Africa	2	1
1	P. Willemse	France	1	1
1	C. Ewels	England	1	1
1	A. Cocagi	Fiji	1	1
1	F. Daugunu	Australia	4	1
1	K. Shimokawa	Japan	6	1

\*Minimum 240 minutes played



**SCOTLAND**



**SOUTH AFRICA**

**PLAYER COMPARISON**  
**2024 INTERNATIONALS**  
**SCOTLAND & SOUTH AFRICA**

# PLAYER COMPARISON - POINTS

2024 INTERNATIONALS

POINTS							
SCOTLAND			SOUTH AFRICA				
		Games	Total				
1	F. Russell	5	55	1	H. Pollard	8	57
2	D. van der Merwe	8	40	2	S. Feinberg-Mngomezulu	8	52
3	A. Hastings	4	35	3	M. Marx	9	20
4	D. Graham	1	20	3	M. Mapimpi	4	20
4	E. Ashman	8	20	3	K. Arendse	7	20
				3	A. Fassi	6	20

TRIES							
SCOTLAND			SOUTH AFRICA				
		Games	Total				
1	D. van der Merwe	8	8	1	M. Marx	9	4
2	D. Graham	1	4	1	M. Mapimpi	4	4
2	E. Ashman	8	4	1	K. Arendse	7	4
4	P. Schoeman	9	3	1	A. Fassi	6	4
4	H. Jones	8	3	5	J. Kriel	9	3
4	D. Richardson	3	3	5	P. du Toit	8	3
4	K. Rowe	8	3				
4	K. Steyn	8	3				
4	J. Dobie	5	3				

GOAL KICKING*									
SCOTLAND				SOUTH AFRICA					
		Made	Missed	%			Made	Missed	%
1	F. Russell	22	1	95.7%	1	H. Pollard	22	5	81.5%
2	A. Hastings	17	3	85.0%	2	S. Feinberg-Mngomezulu	22	7	75.9%
3	B. Healy	9	2	81.8%	3	J. Hendrikse	3	3	50.0%
4	R. Thompson	6	2	75.0%	4	M. Libbok	3	4	42.9%

\*Minimum 5 Kicks at Goal

# PLAYER COMPARISON - CARRIES

2024 INTERNATIONALS

CARRIES							
SCOTLAND			SOUTH AFRICA				
		Games	Total				
1	D. van der Merwe	8	68	1	P. du Toit	8	82
2	J. Dempsey	6	67	2	J. Kriel	9	69
3	P. Schoeman	9	61	3	K. Smith	9	61
3	H. Jones	8	61	4	D. de Allende	7	50
5	M. Fagerson	8	53	4	E. Louw	7	50
5	R. Darge	8	53				
5	K. Steyn	8	53				

METRES							
SCOTLAND			SOUTH AFRICA				
		Games	Total				
1	D. van der Merwe	8	706.1	1	J. Kriel	9	677.9
2	H. Jones	8	607.9	2	A. Fassi	6	510.8
3	K. Rowe	8	600.6	3	P. du Toit	8	508.5
4	K. Steyn	8	421.1	4	K. Arendse	7	492.1
5	J. Dempsey	6	353.9	5	C. Kolbe	7	435.7

DEFENDERS BEATEN							
SCOTLAND			SOUTH AFRICA				
		Games	Total				
1	D. van der Merwe	8	33	1	C. Kolbe	7	29
2	H. Jones	8	25	2	S. Feinberg-Mngomezulu	8	21
3	K. Rowe	8	24	3	D. de Allende	7	17
4	K. Steyn	8	19	4	K. Arendse	7	14
5	J. Dempsey	6	17	5	J. Kriel	9	13
				5	K. Smith	9	13

# PLAYER COMPARISON - PASSING

2024 INTERNATIONALS

## PASSES

SCOTLAND			SOUTH AFRICA		
	Games	Total		Games	Total
1 B. White	4	201	1 C. Reinach	5	203
2 G. Horne	7	193	2 G. Williams	7	166
3 J. Dobie	5	153	3 F. de Klerk	3	140
4 F. Russell	5	140	4 J. Hendrikse	3	106
5 G. Warr	2	90	5 H. Pollard	8	68

## PASSING ACCURACY%\*\*

SCOTLAND			SOUTH AFRICA		
	Games	Total		Games	Total
1 J. Dobie	5	98.7%	1 G. Williams	7	99.4%
2 G. Horne	7	97.9%	2 J. Hendrikse	3	96.2%
3 B. White	4	97.0%	3 C. Reinach	5	95.6%
4 F. Russell	5	90.0%	4 F. de Klerk	3	93.6%

## OFFLOADS

SCOTLAND			SOUTH AFRICA		
	Games	Total		Games	Total
1 H. Jones	8	10	1 R. Snyman	3	10
2 K. Steyn	8	6	2 B. Dixon	5	6
3 D. van der Merwe	8	5	3 C. Reinach	5	5
3 F. Russell	5	5	4 D. de Allende	7	4
3 B. Kinghorn	3	5	4 E. Etzebeth	9	4
3 C. Redpath	5	5	4 J. Kriel	9	4
			4 C. Kolbe	7	4

# PLAYER COMPARISON - KICKS

2024 INTERNATIONALS

## KICKS IN PLAY

SCOTLAND			SOUTH AFRICA		
	Games	Total		Games	Total
1 F. Russell	5	81	1 S. Feinberg-Mngomezulu	8	50
2 B. White	4	48	2 H. Pollard	8	33
3 G. Horne	7	25	3 G. Williams	7	29
4 A. Price	2	15	3 A. Fassi	6	29
5 A. Hastings	4	14	5 C. Reinach	5	20

## KICKING METRES

SCOTLAND			SOUTH AFRICA		
	Games	Total		Games	Total
1 F. Russell	5	2,821.7	1 S. Feinberg-Mngomezulu	8	1,485.0
2 B. White	4	1,261.8	2 A. Fassi	6	787.4
3 G. Horne	7	608.9	3 H. Pollard	8	767.6
4 H. Paterson	3	494.5	4 G. Williams	7	633.1
5 K. Rowe	8	405.8	5 M. Libbok	4	388.9

## METRES / KICKS IN PLAY\*\*

SCOTLAND			SOUTH AFRICA		
	Games	Avg*		Games	Avg*
1 F. Russell	5	34.8	1 C. Kolbe	7	32.4
2 B. White	4	26.3	2 L. Am	5	31.5
			3 S. Feinberg-Mngomezulu	8	29.7
			4 K. Arendse	7	29.3
			5 J. Kriel	9	28.4

\*Minimum 240 minutes played \*\*Minimum 2 Kicks / 80min

# PLAYER COMPARISON - LINEOUTS

2024 INTERNATIONALS

## LINEOUTS WON (INC. STEALS)

SCOTLAND			SOUTH AFRICA		
	Games	Total		Games	Total
1 S. Cummings	7	28	1 E. Etzebeth	9	36
2 G. Gilchrist	5	19	2 R. Nortje	5	34
3 J. Ritchie	6	14	3 P. du Toit	8	21
4 J. Bayliss	2	11	4 F. Mostert	3	9
4 G. Brown	4	11	5 R. Snyman	3	7
			5 B. Dixon	5	7

## LINEOUT STEALS

SCOTLAND			SOUTH AFRICA		
	Games	Total		Games	Total
1 S. Cummings	7	3	1 P. du Toit	8	4
2 S. Skinner	5	2	2 E. Etzebeth	9	3
2 E. Ashman	8	2	3 R. Nortje	5	2
4 R. Gray	1	1	4 T. du Toit	3	1
4 J. Dempsey	6	1	4 F. Mostert	3	1
4 J. Ritchie	6	1	4 K. Smith	9	1
4 A. Craig	2	1			
4 M. Fagerson	8	1			

## LINEOUT THROWS WON

SCOTLAND			SOUTH AFRICA		
	Games	Total		Games	Total
1 E. Ashman	8	46	1 B. Mbonambi	7	53
2 G. Turner	5	31	2 M. Marx	9	50
3 D. Richardson	3	21	3 J. Grobbelaar	2	14
4 P. Harrison	2	10	4 C. Kolbe	7	4
5 R. Smith	2	9	5 A. Venter	1	2

# PLAYER COMPARISON - TACKLES

2024 INTERNATIONALS

SCOTLAND			SOUTH AFRICA		
	Games	Total		Games	Total
1 R. Darge	8	120	1 P. du Toit	8	102
2 P. Schoeman	9	94	2 E. Etzebeth	9	58
2 S. Cummings	7	94	3 O. Nche	9	55
4 J. Dempsey	6	79	4 J. Kriel	9	53
5 Z. Fagerson	6	73	5 R. Nortje	5	52
5 M. Fagerson	8	73			

SCOTLAND			SOUTH AFRICA		
	Games	Total		Games	Total
1 R. Darge	8	16	1 O. Nche	9	9
2 P. Schoeman	9	15	2 E. Etzebeth	9	7
3 S. Cummings	7	10	2 P. du Toit	8	7
4 J. Dempsey	6	9	4 J. Kriel	9	5
5 H. Jones	8	6	4 S. Kolisi	6	5
5 M. Fagerson	8	6	4 B. Dixon	5	5
5 E. Ashman	8	6			

SCOTLAND			SOUTH AFRICA		
	Games	Total		Games	Total
1 S. Cummings	7	4	1 P. du Toit	8	6
1 M. Fagerson	8	4	2 D. de Allende	7	4
1 R. Darge	8	4	2 E. Etzebeth	9	4
1 A. Onyeama-Christie	4	4	4 J. Wiese	4	2
5 J. Dempsey	6	3	4 C. Kolbe	7	2
5 H. Jones	8	3	4 T. du Toit	3	2
5 E. Ashman	8	3	4 V. Koch	9	2
			4 K. Smith	9	2
			4 M. van den Berg	2	2
			4 M. Mapimpi	4	2
			4 M. van Staden	5	2
			4 J. Grobbelaar	2	2
			4 R. Nortje	5	2

# PLAYER COMPARISON - DISCIPLINE

2024 INTERNATIONALS

## PENS CONCEDED

SCOTLAND		
	Games	Total
1 Z. Fagerson	6	9
2 D. van der Merwe	8	7
2 G. Brown	4	7
4 P. Schoeman	9	6
4 E. Ashman	8	6

SOUTH AFRICA		
	Games	Total
1 E. Etzebeth	9	8
2 P. du Toit	8	6
3 C. Kolbe	7	5
3 V. Koch	9	5
3 K. Smith	9	5
3 K. Arendse	7	5

## YELLOW CARDS

SCOTLAND		
	Games	Total
1 E. Ashman	8	2
2 D. van der Merwe	8	1
2 G. Turner	5	1
2 S. Tuipulotu	6	1

SOUTH AFRICA		
	Games	Total
1 K. Arendse	7	3
2 A. Fassi	6	2
3 W. Le Roux	4	1
3 J. Wiese	4	1
3 M. Marx	9	1
3 J. Kriel	9	1
3 M. van Staden	5	1
3 Q. Horn	1	1

## RED CARDS

SCOTLAND		
	Games	Total

SOUTH AFRICA		
	Games	Total

1 A. Esterhuizen 2 1