

Insights by **Sage**



PREVIEW REPORT

SCOTLAND - PORTUGAL

2024 AUTUMN NATIONS SERIES

ROUND 3

16/11/2024



SCOTLAND



**PORTUGAL
RUGBY**



SCOTLAND vs PORTUGAL

2024 AUTUMN NATIONS SERIES



OPTA FACTS

- Scotland and Portugal have met just once before, that meeting coming in the pool stages of the 2007 Rugby World Cup in France, Scotland won that game 56-10, scoring eight converted tries.
- Scotland lost their second game of the 2024 Autumn Nations Series (15-32 v South Africa) after winning five Tests in a row previously, their longest run since another stretch of five between February and November 2020 – they failed to score a try in that game for the first time since the match which brought their last streak to an end (15-22 v France in November 2020).
- Scotland have won each of their last 12 home games against sides from outside the Six Nations or The Rugby Championship, since a 15-21 loss to Tonga in November 2012 (W34 D1), with those 12 victories coming by an average margin of 27 points.
- Portugal have won just one of their previous 20 Test matches against current Tier 1 nations (D1 L18), a 9-6 win against Italy in 1973, having lost each of their 15 such games since then by an average margin of 38 points.
- Portugal finished as the runners-up in the 2024 Rugby Europe Championship, finishing behind Georgia for a second consecutive campaign, their last triumph in the competition came back in 2003/04 when it was called the European Nations Cup and the action split over two years.
- Scotland have been successful from 59 of their 67 place-kick attempts in 2024, with their 88% success rate from the tee being the highest of any men's Tier 1 side this year, while Portugal had the highest rate of any team in the 2024 Rugby Europe Championship (89%, 25/28).
- Scotland are the only men's Tier 1 side with a tackle success rate of 90%+ in 2024 (91%), however, Portugal had the highest tackle evasion rate of any team in this year's Rugby Europe Championship (27%).
- Scotland conceded the joint-fewest turnovers per game of any team in the 2024 Guinness Men's Six Nations (12.2, also Ireland), however, Portugal won more turnovers per game than any other side in this year's Rugby Europe Championship (7.0).
- Scotland's Duhan van der Merwe is the top try scorer in men's Tier 1 rugby in 2024 (8), while teammate Darcy Graham has scored 16 tries across his last nine Tests, including four in each of his last two against non-Tier 1 opposition.
- Portugal's Nicolas Martins had the highest tackle success rate among the 62 players to attempt 30+ tackles in the 2024 Rugby Europe Championship (98%, 59/60), while younger brother and Lobos teammate Lucas Martins gained the most metres of any player in the competition (396).

MATCH SQUADS

2024 AUTUMN NATIONS SERIES

Scotland	#	Portugal
Tom Jordan	15	Simao Bento
Darcy Graham	14	Raffaele Storti
Rory Hutchinson	13	Jose Lima
Stafford McDowall	12	Tomas Appleton
Arron Reed	11	Lucas Martins
Adam Hastings	10	Domingos Cabral
George Horne	9	Samuel Marques
Jamie Bhatti	1	David Costa
Patrick Harrison	2	Luka Begic
Will Hurd	3	Diogo Hasse Ferreira
Alex Craig	4	Jose Madeira
Alex Samuel	5	Duarte Torgal
Luke Crosbie	6	Andre da Cunha
Ben Muncaster	7	Nicolas Martins
Josh Bayliss	8	Frederico Couto
Johnny Matthews	16	Abel da Cunha
Rory Sutherland	17	Pedro Vicente
Elliot Millar Mills	18	Antonio Prim
Ewan Johnson	19	Antonio Rebelo de Andrade
Freddy Douglas	20	Vasco Baptista
Jamie Dobie	21	Antonio Campos
Matt Currie	22	Hugo Aubry
Kyle Rowe	23	Manuel Cardoso Pinto



SCOTLAND MATCH SQUAD DETAILS

2024 AUTUMN NATIONS SERIES

#	Player	Age	Height	Weight	Caps	Points	Tries
15	Tom Jordan	26	188	95	2	0	0
14	Darcy Graham	27	177	84	40	140	28
13	Rory Hutchinson	28	181	95	7	15	3
12	Stafford McDowall	26	193	103	7	5	1
11	Arron Reed	25	177	84	2	10	2
10	Adam Hastings	28	189	93	31	142	5
9	George Horne	29	175	79	32	44	8
1	Jamie Bhatti	31	186	120	34	0	0
2	Patrick Harrison	22	177	108	2	5	1
3	Will Hurd	25	186	121	2	0	0
4	Alex Craig	27	198	119	4	0	0
5	Alex Samuel	21	210	115	0	0	0
6	Luke Crosbie	27	193	108	11	5	1
7	Ben Muncaster	23	190	110	0	0	0
8	Josh Bayliss	27	190	106	8	15	3
16	Johnny Matthews	31	178	110	1	5	1
17	Rory Sutherland	32	183	110	35	0	0
18	Elliot Millar Mills	32	178	121	6	0	0
19	Ewan Johnson	25	203	120	3	0	0
20	Freddy Douglas	19	185	95	0	0	0
21	Jamie Dobie	23	178	81	8	15	3
22	Matt Currie	23	188	95	3	5	1
23	Kyle Rowe	26	183	88	8	15	3



PORTUGAL MATCH SQUAD DETAILS

2024 AUTUMN NATIONS SERIES

#	Player	Age	Height	Weight
15	Simao Bento	23	178	81
14	Raffaele Storti	23	183	90
13	Jose Lima	32	187	95
12	Tomas Appleton	31	182	93
11	Lucas Martins	21	195	95
10	Domingos Cabral	23	181	82
9	Samuel Marques	35	177	76
1	David Costa	25	182	118
2	Luka Begic	23	185	113
3	Diogo Hasse Ferreira	28	176	115
4	Jose Madeira	23	195	104
5	Duarte Torgal	26	192	110
6	Andre da Cunha	20	0	0
7	Nicolas Martins	25	196	100
8	Frederico Couto	31	180	100
16	Abel da Cunha	22	183	120
17	Pedro Vicente	22	178	0
18	Antonio Prim	21	189	122
19	Antonio Rebelo de Andrade	23	194	110
20	Vasco Baptista	28	185	86
21	Antonio Campos	0	0	0
22	Hugo Aubry	21	185	85
23	Manuel Cardoso Pinto	26	184	84

LAST MATCH DETAILS

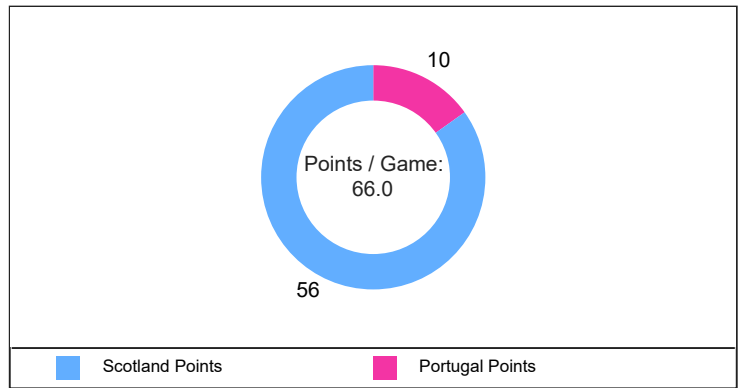
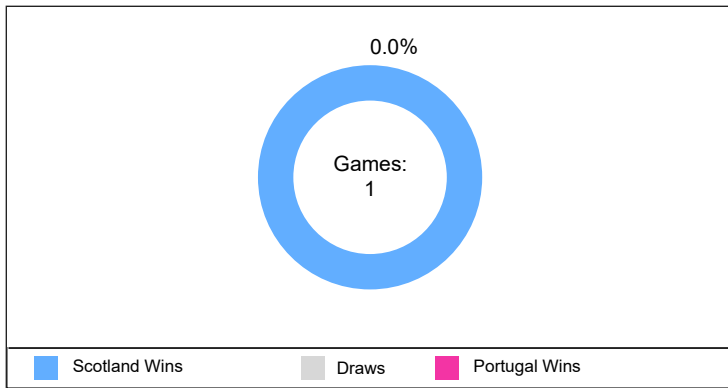
SCOTLAND								
Autumn Nations Series v South Africa (10/11/2024) 15-32 (L)								
#	Player	Minutes	Points	Tries	Ball Carries	Kicks	Tackles	Cards
15	Tom Jordan	72	0	0	12	0	6	0
14	Blair Kinghorn	80	0	0	4	3	6	0
13	Huw Jones	80	0	0	8	2	9	0
12	Sione Tuipulotu	80	0	0	13	1	7	0
11	Duhan van der Merwe	80	0	0	5	2	5	0
10	Finn Russell	80	15	0	6	8	9	0
9	Ben White	69	0	0	4	6	14	0
1	Pierre Schoeman	61	0	0	4	0	10	0
2	Ewan Ashman	61	0	0	5	0	12	0
3	Zander Fagerson	65	0	0	9	0	8	0
4	Grant Gilchrist	80	0	0	5	0	14	0
5	Scott Cummings	11	0	0	0	0	1	1
6	Matt Fagerson	80	0	0	2	0	18	0
7	Rory Darge	61	0	0	4	0	13	0
8	Jack Dempsey	63	0	0	9	0	8	0
16	Dylan Richardson	19	0	0	1	0	8	0
17	Rory Sutherland	19	0	0	0	0	4	0
18	Elliot Millar Mills	15	0	0	1	0	5	0
19	Max Williamson	48	0	0	2	0	8	0
20	Josh Bayliss	17	0	0	2	0	4	0
21	Jamie Ritchie	19	0	0	2	0	9	0
22	Jamie Dobie	11	0	0	0	0	2	0
23	Stafford McDowall	8	0	0	0	0	0	0
Team Total		-	15	0	98	22	180	1

PORTUGAL								
Autumn Nations Series v USA (09/11/2024) 17-21 (L)								
#	Player	Minutes	Points	Tries	Ball Carries	Kicks	Tackles	Cards
15	Simao Bento	80	0	0	11	1	9	0
14	Raffaele Storti	80	5	1	7	5	8	0
13	Jose Lima	68	5	1	7	0	9	0
12	Tomas Appleton	80	0	0	12	0	21	0
11	Jose Paiva dos Santos	64	0	0	5	1	7	0
10	Hugo Aubry	80	7	0	9	11	7	0
9	Hugo Gomes Camacho	58	0	0	1	9	3	0
1	David Costa	65	0	0	4	0	13	0
2	Luka Begic	60	0	0	2	0	5	0
3	Cody Thomas	56	0	0	5	0	5	0
4	Steevy Cerqueira	65	0	0	4	0	7	0
5	Antonio de Rebelo Andrade	80	0	0	4	0	15	0
6	Jose Madeira	80	0	0	13	0	17	0
7	Nicolas Martins	80	0	0	13	1	18	0
8	Joao Granate	70	0	0	5	0	15	0
16	Antonio Machado Santos	15	0	0	5	0	9	0
17	Pedro Santiago Lopes	20	0	0	4	0	6	0
18	Diogo Hasse Ferreira	24	0	0	0	0	4	0
19	Jose Rebelo de Andrade	15	0	0	2	0	10	0
20	Diego Pinheiro Ruiz	10	0	0	1	0	7	0
21	Antonio Campos	22	0	0	0	3	2	0
22	Manuel Vareiro	16	0	0	1	0	2	0
23	Gabriel Aviragnet	12	0	0	4	1	3	0
Team Total		-	17	2	119	32	202	0

HEAD TO HEAD

All Time

	Games	Scotland Wins	Draws	Portugal Wins
Overall:	1	1	0	0
Scotland at Home:				
Portugal at Home:				
Neutral Venue:	1	1	0	0



LAST 10 MEETINGS

Year	Date	Team	Score	Opposition	Venue	Winner
2007	09/09/2007	Portugal	10-56	Scotland	Saint-Etienne	Scotland

RESULTS

Since 2023

SCOTLAND								
Date	Opponent	Comp	H/A	Result	F	A	TF	TA
04/02/2023	England	Six Nations	A	W	29	23	4	3
11/02/2023	Wales	Six Nations	H	W	35	7	5	1
26/02/2023	France	Six Nations	A	L	21	32	3	4
12/03/2023	Ireland	Six Nations	H	L	7	22	1	3
18/03/2023	Italy	Six Nations	H	W	26	14	4	1
29/07/2023	Italy	International	H	W	25	13	3	1
05/08/2023	France	International	H	W	25	21	3	3
12/08/2023	France	International	A	L	27	30	4	3
26/08/2023	Georgia	International	H	W	33	6	5	0
10/09/2023	South Africa	RWC	A	L	3	18	0	2
24/09/2023	Tonga	RWC	H	W	45	17	7	2
30/09/2023	Romania	RWC	H	W	84	0	12	0
07/10/2023	Ireland	RWC	A	L	14	36	2	6
03/02/2024	Wales	Six Nations	A	W	27	26	3	4
10/02/2024	France	Six Nations	H	L	16	20	1	2
24/02/2024	England	Six Nations	H	W	30	21	3	2
09/03/2024	Italy	Six Nations	A	L	29	31	4	3
16/03/2024	Ireland	Six Nations	A	L	13	17	1	2
06/07/2024	Canada	International	A	W	73	12	11	2
12/07/2024	USA	International	A	W	42	7	6	1
20/07/2024	Chile	International	A	W	52	11	8	1
27/07/2024	Uruguay	International	A	W	31	19	5	3
02/11/2024	Fiji	Autumn Nations Series	H	W	57	17	8	3
10/11/2024	South Africa	Autumn Nations Series	H	L	15	32	0	4
Average					33.0	18.9	4.3	2.3

PORTUGAL								
Date	Opponent	Comp	H/A	Result	F	A	TF	TA
04/02/2023	Belgium	Rugby Europe Champio..	H	W	54	17	8	2
11/02/2023	Poland	Rugby Europe Champio..	A	W	65	3	11	0
19/02/2023	Romania	Rugby Europe Champio..	H	W	38	20	5	2
04/03/2023	Spain	Rugby Europe Champio..	H	W	27	10	3	1
19/03/2023	Georgia	Rugby Europe Champio..	A	L	11	38	1	6
12/08/2023	USA	International	H	W	46	20	7	2
16/09/2023	Wales	RWC	A	L	8	28	1	4
23/09/2023	Georgia	RWC	A	D	18	18	2	2
01/10/2023	Australia	RWC	A	L	14	34	2	5
08/10/2023	Fiji	RWC	A	W	24	23	3	2
03/02/2024	Belgium	Rugby Europe Champio..	A	L	6	10	0	1
10/02/2024	Poland	Rugby Europe Champio..	H	W	54	7	8	1
17/02/2024	Romania	Rugby Europe Champio..	A	W	49	24	6	3
03/03/2024	Spain	Rugby Europe Champio..	H	W	33	30	3	3
17/03/2024	Georgia	Rugby Europe Champio..	A	L	10	36	1	4
13/07/2024	Namibia	International	A	W	37	22	4	1
20/07/2024	South Africa	International	A	L	21	64	3	10
09/11/2024	USA	Autumn Nations Series	H	L	17	21	2	3
Average					30.3	26.0	3.8	3.1

FORM - SCOTLAND

All Competitions



SCOTLAND						
Record	Date	Opponent	Comp	Score	Days Since	Games Since
Last Win	02/11/2024	Fiji	Autumn Nations Series	57-17	12	1
Last Loss	10/11/2024	South Africa	Autumn Nations Series	15-32	4	0
Last Home Win	02/11/2024	Fiji	Autumn Nations Series	57-17	12	1
Last Home Loss	10/11/2024	South Africa	Autumn Nations Series	15-32	4	0
Last Away Win	27/07/2024	Uruguay	International	31-19	110	2
Last Away Loss	16/03/2024	Ireland	Six Nations	13-17	243	6

PORTUGAL						
Record	Date	Opponent	Comp	Score	Days Since	Games Since
Last Win	13/07/2024	Namibia	International	37-22	124	2
Last Loss	09/11/2024	USA	Autumn Nations Series	17-21	5	0
Last Home Win	03/03/2024	Spain	Rugby Europe Championship	33-30	256	4
Last Home Loss	09/11/2024	USA	Autumn Nations Series	17-21	5	0
Last Away Win	13/07/2024	Namibia	International	37-22	124	2
Last Away Loss	20/07/2024	South Africa	International	21-64	117	1

TEAM ANALYSIS
2024 INTERNATIONALS

TEAM ANALYSIS - MATCH AVERAGES

2024 INTERNATIONALS

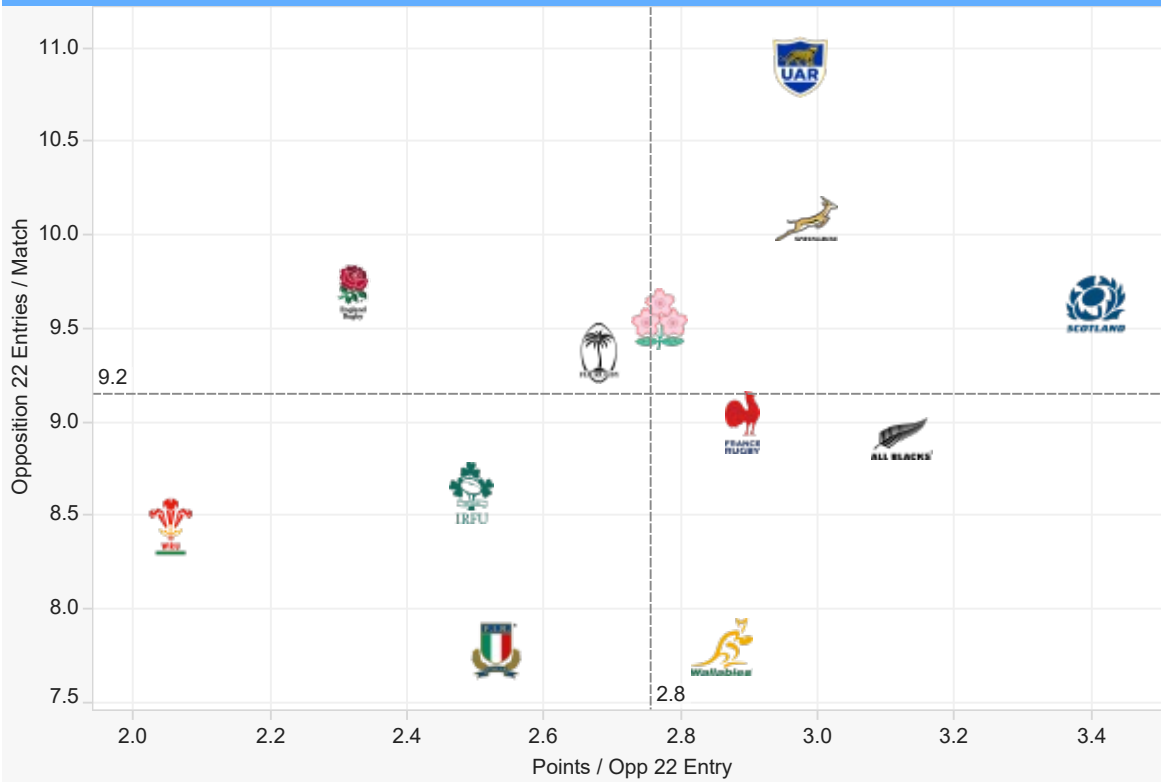
 SCOTLAND		 PORTUGAL
35.0	Points	28.4
4.5	Tries	3.4
88.1%	Goal Kicking %	90.5%
120.5	Carries	106.0
801.4	Carry Metres	715.0
9.6	Opposition 22 Entries	8.3
3.4	Points / Opp 22 Entry	3.0
7.8	Line Breaks	6.9
28.4	Defenders Beaten	24.6
9.1	Offloads	10.3
161.2	Passes	155.4
26.8	Kicks From Hand	21.8
161.2	Tackles	154.0
14.7	Missed Tackles	20.5
90.9%	Tackle %	86.7%
12.4	Dominant Tackles	8.0
11.1	Pens Conceded	8.9
0.5	Yellow Cards	0.6
1	Red Cards (Total)	1
4.3	Turnovers Won	5.4
11.6	Turnovers Conceded	12.3
86.5%	Lineout Success %	83.2%
89.6%	Scrum Success %	86.0%
96.2%	Ruck Success %	95.0%

All stats are on a per match basis (unless stated otherwise)

TEAM ANALYSIS - 22 ENTRIES

2024 INTERNATIONALS

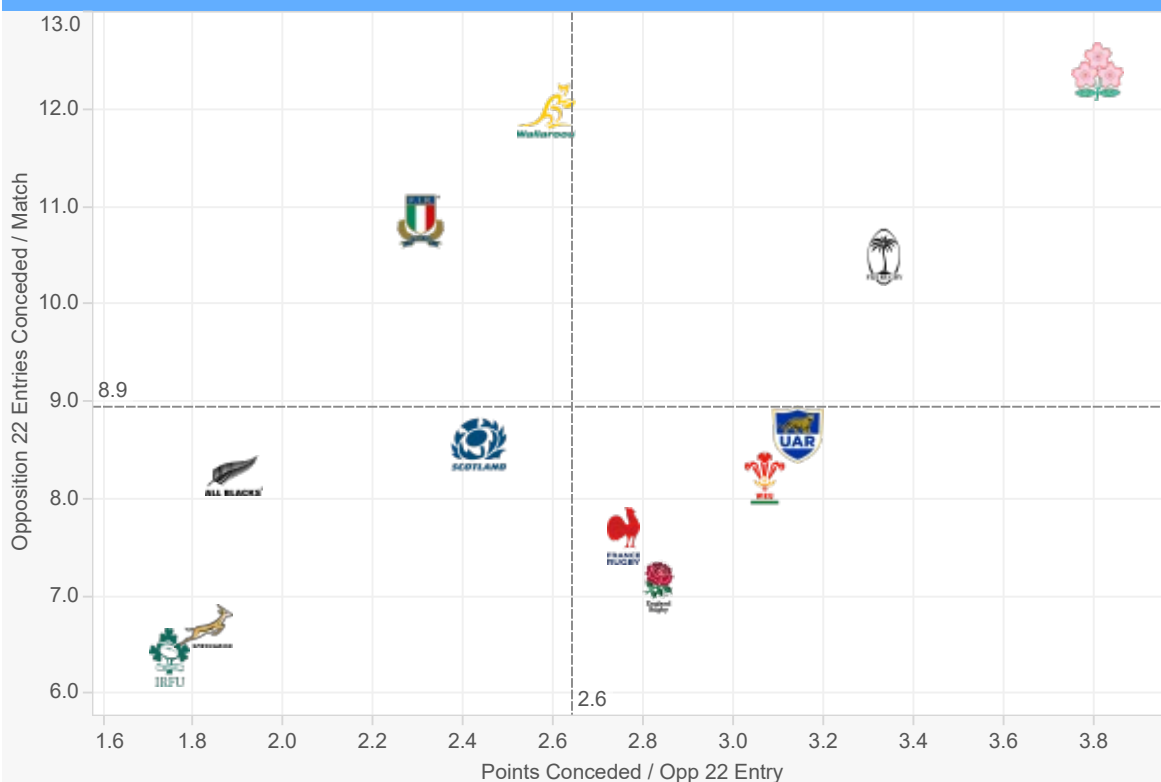
22 ENTRIES FOR



22 Entries / Match	
Argentina	10.9
South Africa	10.1
England	9.7
Scotland	9.6
Japan	9.6
Fiji	9.4
France	9.0
New Zealand	8.9
Ireland	8.6
Wales	8.4
Australia	7.8
Italy	7.8

Points / Entry	
Scotland	3.4
New Zealand	3.1
South Africa	3.0
Argentina	3.0
France	2.9
Australia	2.9
Japan	2.8
Fiji	2.7
Italy	2.5
Ireland	2.5
England	2.3
Wales	2.1

22 ENTRIES AGAINST



22 Entries Con. / Match	
Japan	12.4
Australia	12.0
Italy	10.9
Fiji	10.5
Argentina	8.7
Scotland	8.6
New Zealand	8.3
Wales	8.2
France	7.6
England	7.1
South Africa	6.7
Ireland	6.4

Points Con / Entry	
Japan	12.4
Fiji	10.5
Argentina	8.7
Wales	8.2
England	7.1
France	7.6
Australia	12.0
Scotland	8.6
Italy	10.9
New Zealand	8.3
South Africa	6.7
Ireland	6.4

TEAM ANALYSIS - POINTS & TRIES

2024 INTERNATIONALS

POINTS PER PERIOD

	SCORED					CONCEDED				
	Total	1'-20'	21'-HT	HT-60'	61'-80'	Total	1'-20'	21'-HT	HT-60'	61'-80'
Argentina	338	60	99	63	116	259	72	82	61	44
Australia	250	68	77	38	67	287	72	72	49	94
England	261	69	61	82	49	239	54	75	38	72
Fiji	222	45	54	68	55	133	48	24	21	40
France	276	68	72	67	69	173	37	40	43	53
Ireland	202	47	55	30	70	84	39	13	13	19
Italy	199	66	41	39	53	120	30	22	32	36
Japan	240	71	57	45	67	190	47	42	39	62
New Zealand	373	110	128	72	63	251	60	74	53	64
Scotland	385	97	111	70	107	229	58	60	54	57
South Africa	362	86	83	65	128	109	32	22	36	19
Wales	140	23	38	29	50	164	35	40	37	52
Total	3,248	810	876	668	894	2,667	691	694	551	731

TRIES PER PERIOD

	SCORED					CONCEDED				
	Total	1'-20'	21'-HT	HT-60'	61'-80'	Total	1'-20'	21'-HT	HT-60'	61'-80'
Argentina	45	7	14	8	16	31	9	10	6	6
Australia	29	7	8	5	9	37	9	9	6	13
England	31	8	6	11	6	26	6	7	5	8
Fiji	30	7	7	8	8	19	7	3	3	6
France	31	8	7	8	8	22	4	4	6	8
Ireland	24	4	6	4	10	11	6	1	1	3
Italy	22	8	3	5	6	9	2	1	3	3
Japan	32	9	7	6	10	25	6	5	5	9
New Zealand	47	15	17	8	7	36	8	12	7	9
Scotland	50	13	13	9	15	25	7	5	5	8
South Africa	44	12	10	5	17	15	5	2	5	3
Wales	18	2	5	4	7	20	4	5	5	6
Total	403	100	103	81	119	320	82	78	65	95

TRY ORIGIN

	SCORED									CONCEDED								
	Total	Counter Attack	Free Kick	Lineout	Penalty	Scrum	Start Half	Tap Penalty	Turnover	Total	Counter Attack	Free Kick	Lineout	Penalty	Scrum	Start Half	Tap Penalty	Turnover
Argentina	55	9	0	16	0	6	1	3	20	37	5	0	16	0	4	0	2	10
Australia	33	4	2	15	1	4	0	2	5	46	8	0	17	0	5	0	2	14
England	36	5	0	18	0	3	1	2	7	33	6	2	12	0	3	0	1	9
Fiji	32	2	1	10	0	9	0	2	8	21	1	1	11	1	4	0	0	3
France	40	9	1	9	0	8	0	2	11	24	1	0	16	0	4	1	0	2
Ireland	23	0	0	16	0	2	1	1	3	11	0	0	6	0	2	0	1	2
Italy	25	2	0	9	0	4	0	1	9	13	2	0	4	1	1	0	1	4
Japan	39	6	0	14	0	3	0	4	12	32	8	0	12	0	3	0	1	8
New Zealand	56	9	2	22	0	6	0	2	15	43	7	0	16	0	5	0	3	12
Scotland	58	8	0	27	1	5	0	2	15	29	4	0	14	0	4	0	1	6
South Africa	50	4	0	20	1	8	0	2	15	16	0	1	5	0	4	0	2	4
Wales	24	2	0	15	0	1	0	3	3	21	1	0	6	0	4	1	5	4
Total	471	60	6	191	3	59	3	26	123	375	47	5	155	3	50	3	21	91

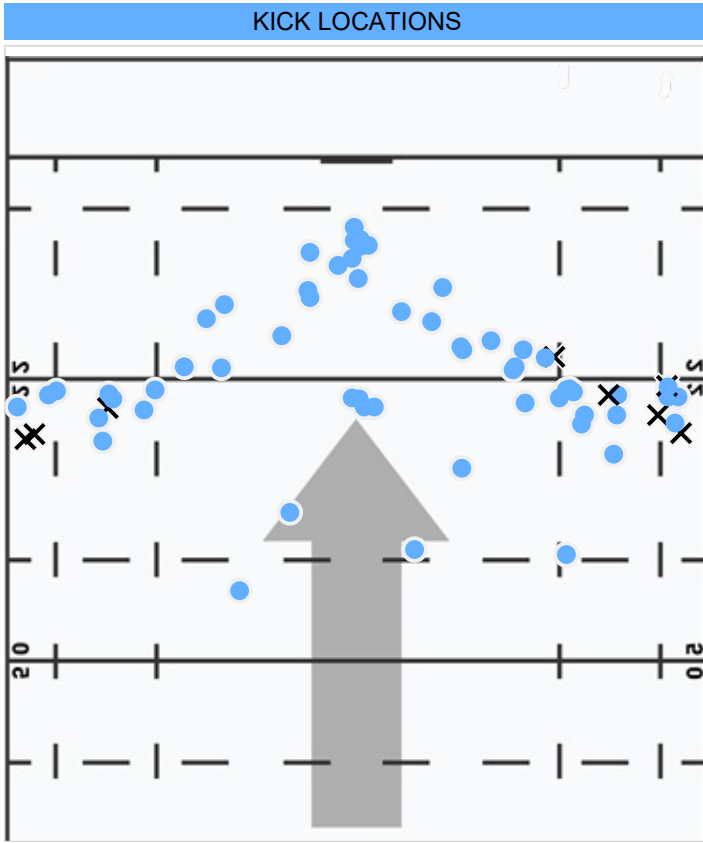
Max & Min values are highlighted per time-frame/phase/section



TEAM ANALYSIS
SCOTLAND - 2024 INTERNATIONALS

KICKING

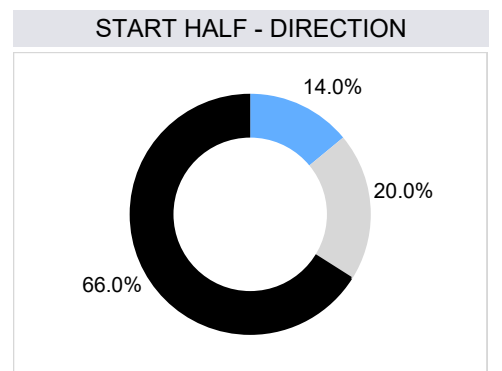
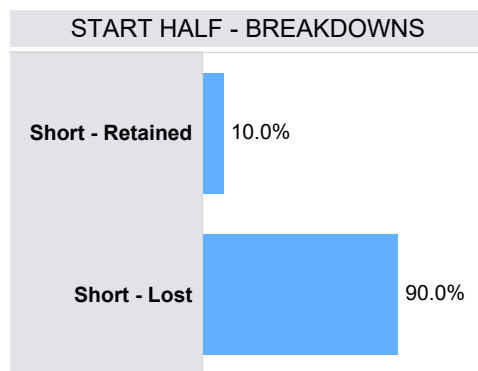
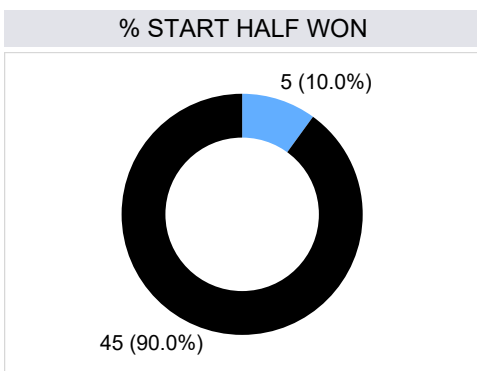
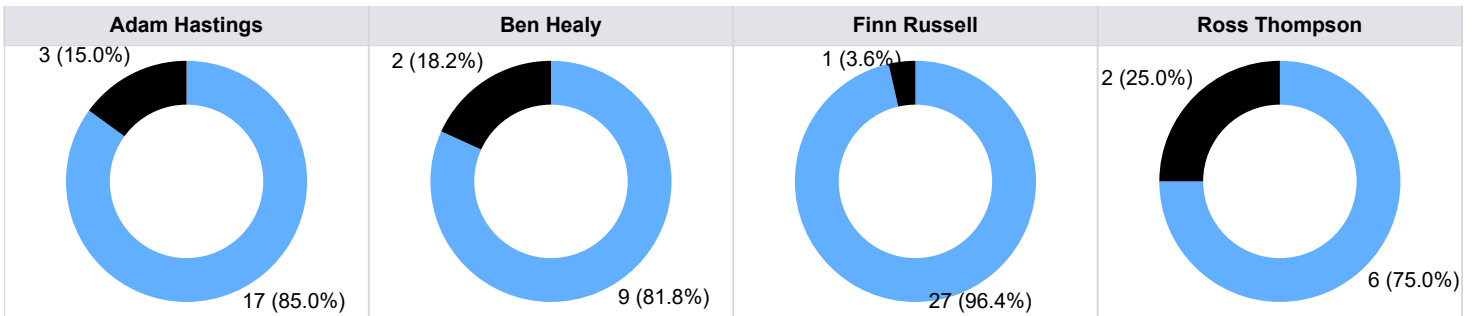
SCOTLAND - 2024 INTERNATIONALS



LAST 20 KICKS AT GOAL

Opponent	Min	Player	Pts Gained	Result
South Africa	17	Finn Russell	0.46	Pen Made
	22	Finn Russell	0.96	Pen Made
	33	Finn Russell	0.50	Pen Made
	44	Finn Russell	0.23	Pen Made
	61	Finn Russell	0.03	Pen Made
Fiji	10	Adam Hastings	0.10	Conv Made
	16	Adam Hastings	0.78	Conv Made
	19	Adam Hastings	-1.23	Conv Missed
	22	Adam Hastings	0.03	Conv Made
	37	Adam Hastings	0.40	Pen Made
	54	Adam Hastings	0.10	Conv Made
	63	Adam Hastings	0.22	Conv Made
	73	Adam Hastings	0.74	Conv Made
Uruguay	14	Ben Healy	0.36	Conv Made
	24	Ben Healy	0.12	Conv Made
	27	Ben Healy	-1.08	Conv Missed
	65	Adam Hastings	0.57	Conv Made
Chile	69	Adam Hastings	-1.69	Conv Missed
	23	Ben Healy	0.05	Conv Made
Overall Points Gained			11.37	

KICKS AT GOAL



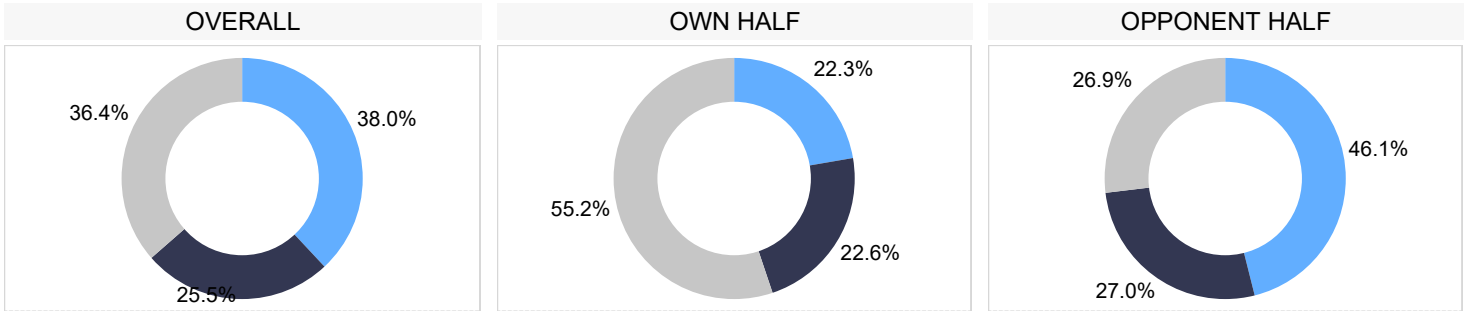
Won Lost

Right Split Left

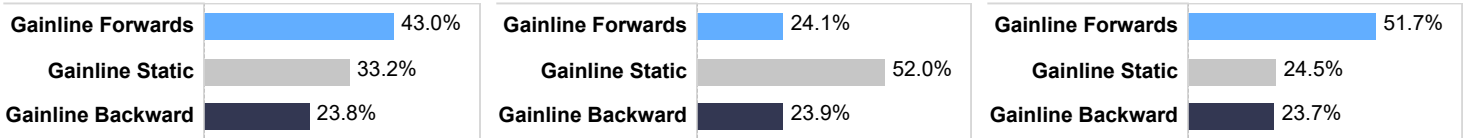
COLLISIONS

SCOTLAND - 2024 INTERNATIONALS

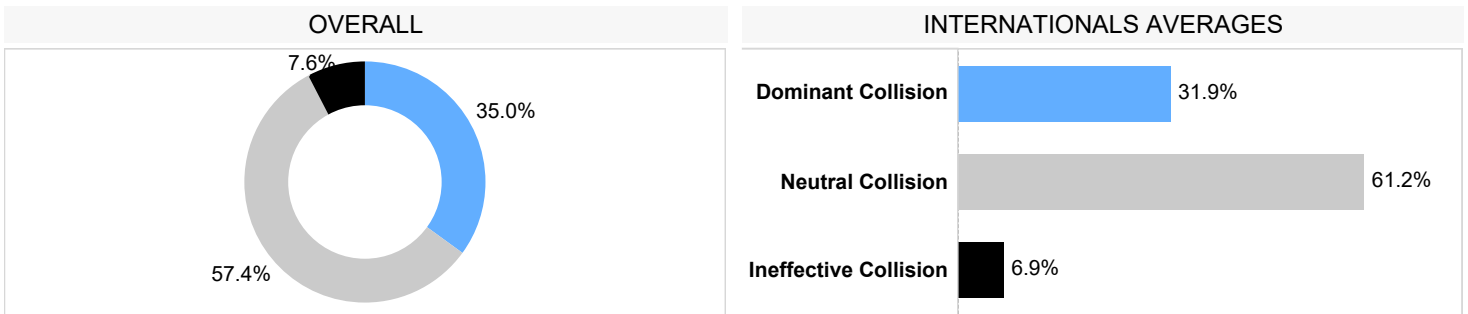
GAINLINE SUCCESS



INTERNATIONALS AVERAGES

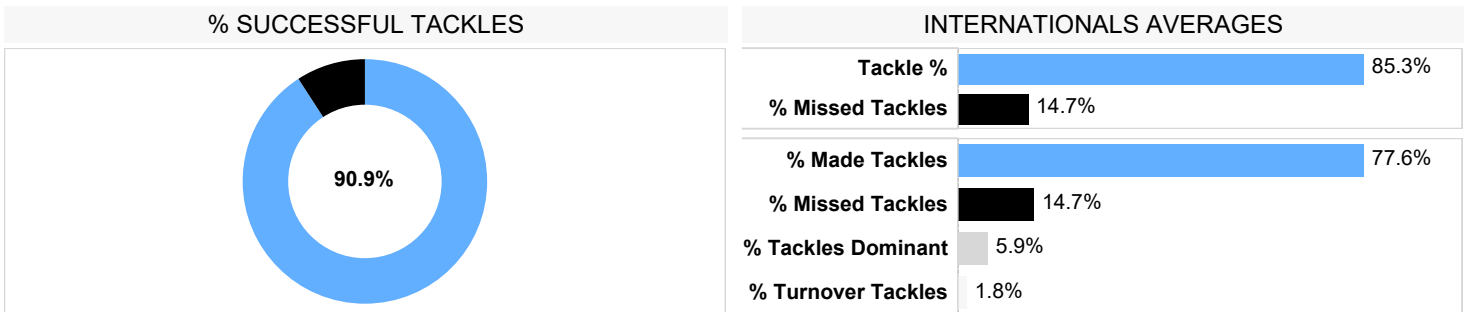


CARRIES INTO CONTACT*

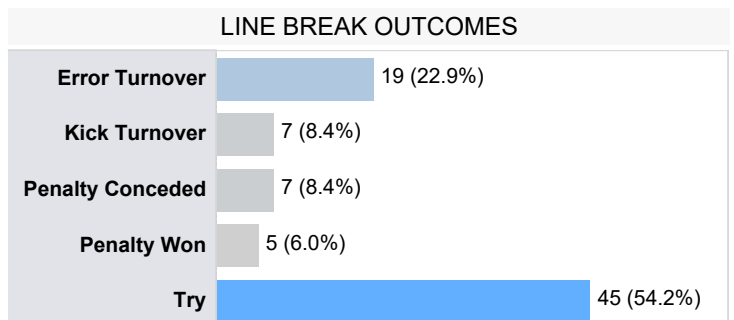


*dominance based on tackle outcome

TACKLES

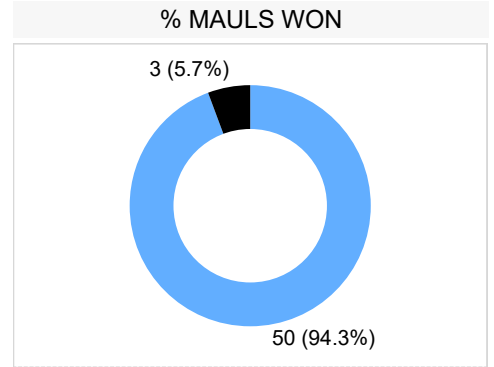
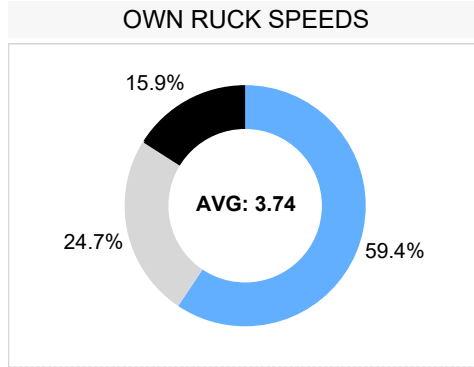
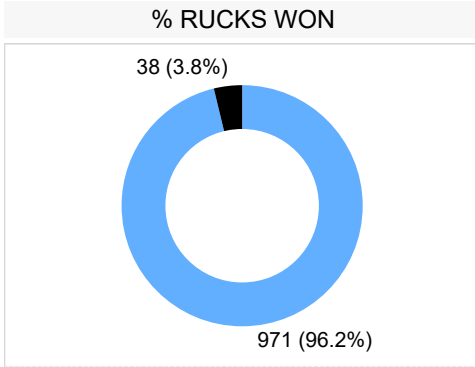


CARRIES & BREAKS	
Line Breaks	86
Line breaks / match	7.8
Defenders Beaten	312
Defenders Beaten / match	28.4
Ball Carries	1,326
Carries / Match	120.5

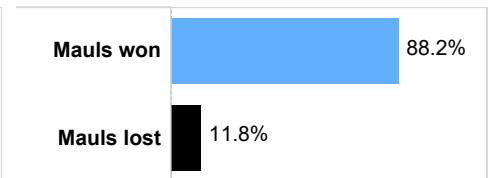
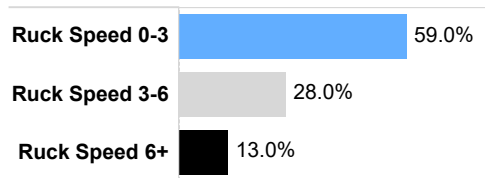
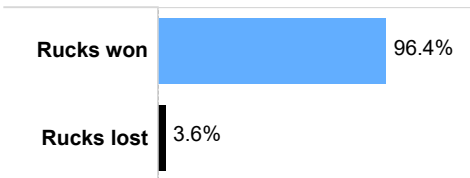


BREAKDOWN

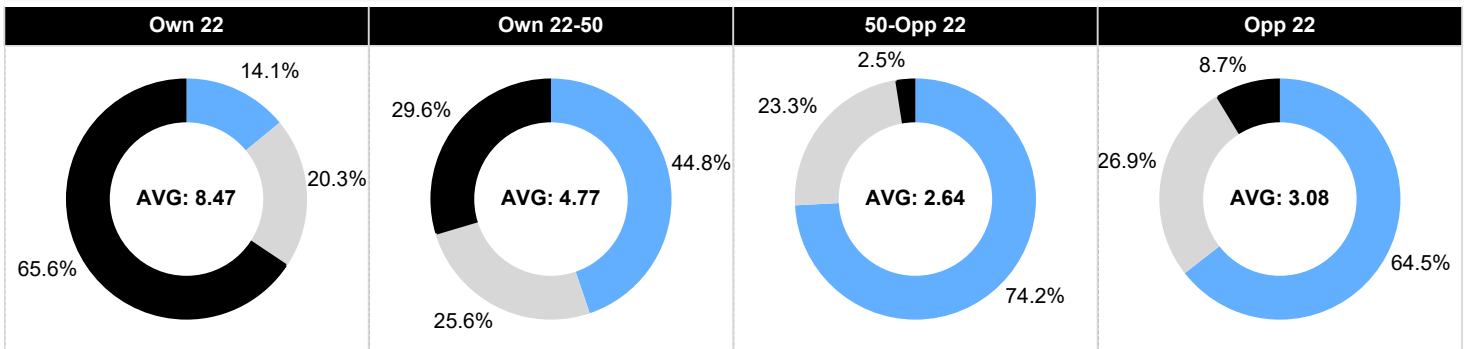
SCOTLAND - 2024 INTERNATIONALS



INTERNATIONALS AVERAGES



RUCK SPEEDS - LOCATIONS



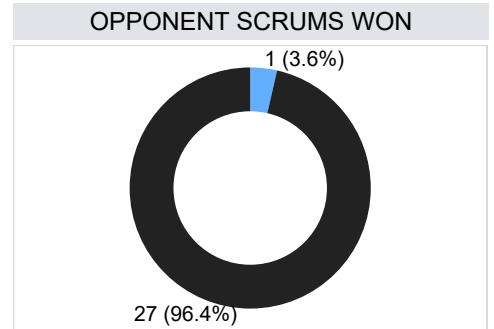
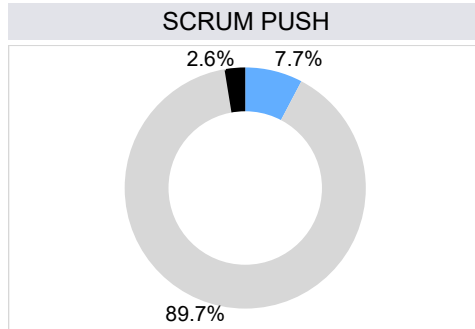
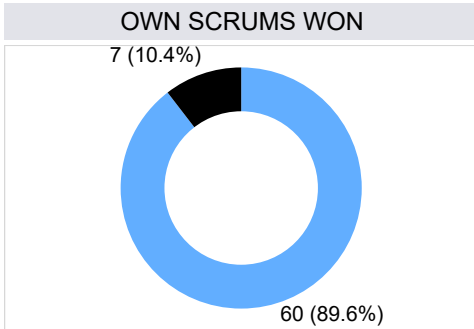
■ Ruck Speed 0-3 ■ Ruck Speed 3-6 ■ Ruck Speed 6+

Attacking Breakdown Arrivals		Defensive Breakdown Arrivals		Breakdown Steals				
1	Scott Cummings	171	1	Rory Darge	99	1	Matt Fagerson	4
2	Rory Darge	158	2	Zander Fagerson	59	2	Rory Darge	4
3	Zander Fagerson	144	3	Pierre Schoeman	45	3	Andy Onyeama-Christie	3
4	Pierre Schoeman	143	4	Matt Fagerson	40	4	Dylan Richardson	2
5	Grant Gilchrist	127	5	Scott Cummings	31	Team Total		27

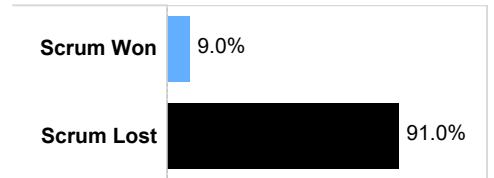
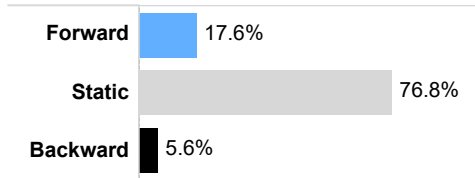
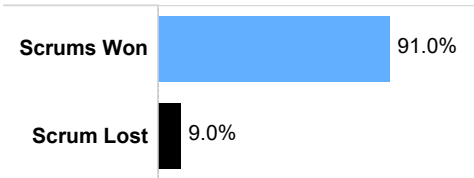
SET PIECE

SCOTLAND - 2024 INTERNATIONALS

SCRUMS



INTERNATIONALS AVERAGES



OWN SCRUMS

Scrum Won	Scrum Reset Retained	Scrum Lost
60	11	7

OPPONENT SCRUMS

Scrum Won	Scrum Reset Retained	Scrum Lost
1	3	27

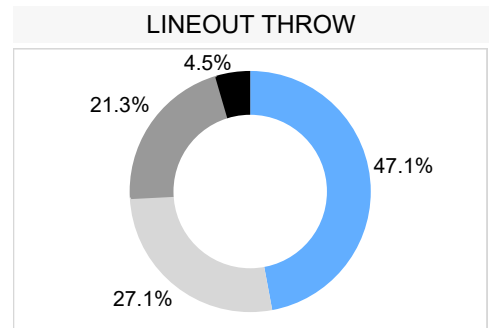
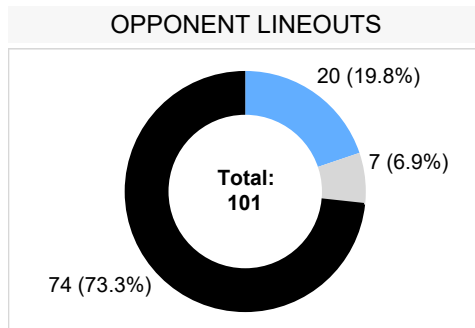
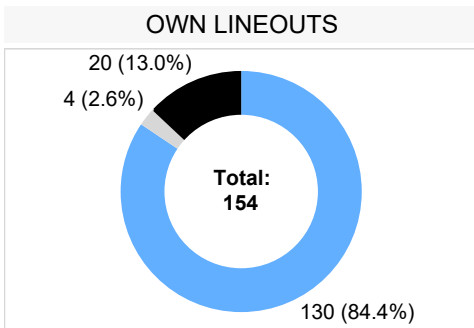
OWN SCRUMS WON

	Used	Penalty	Free Kick
Total	42	11	7
% of Total	70.0%	18.3%	11.7%

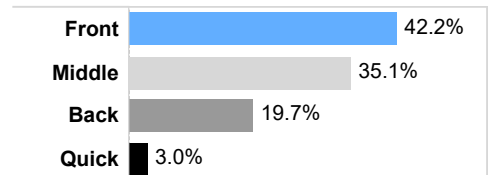
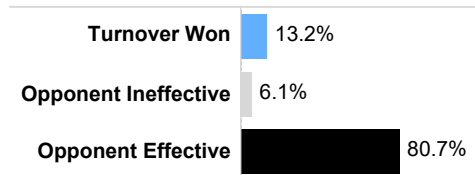
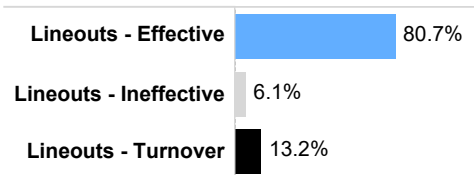
OPPONENT SCRUMS WON

	Used	Penalty	Free Kick
Total	1		
% of Total	100.0%		

LINEOUTS



INTERNATIONALS AVERAGES

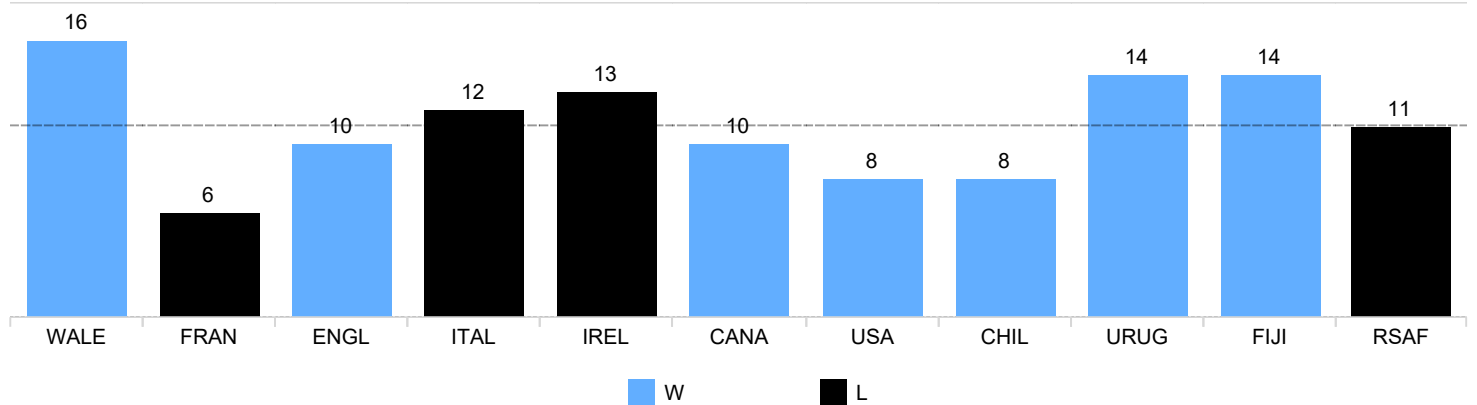


DISCIPLINE

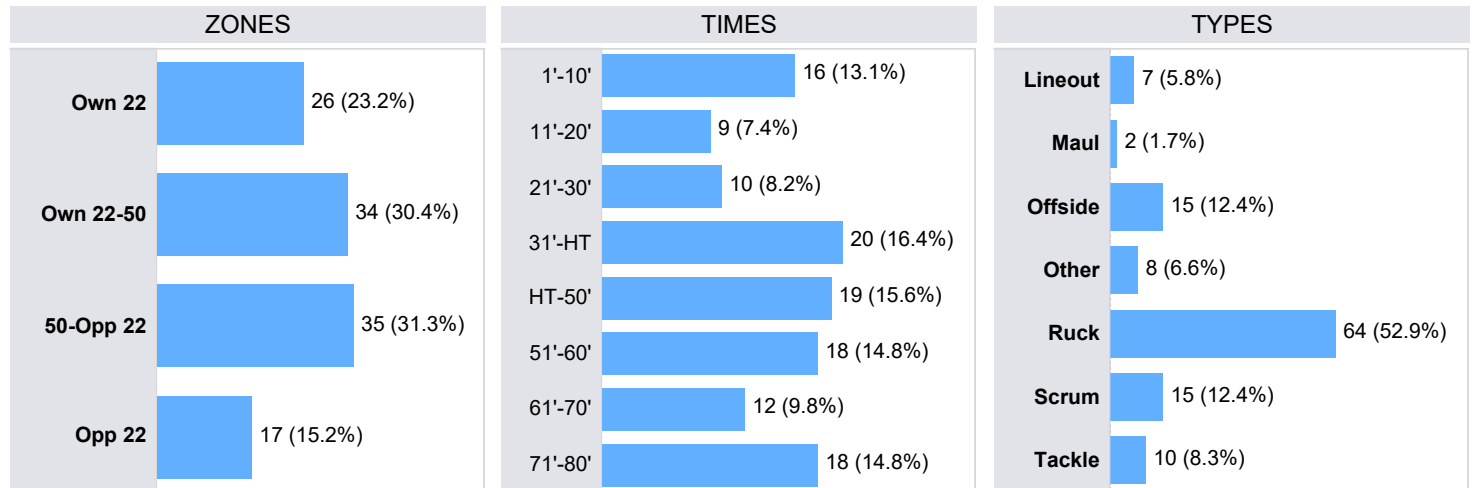
SCOTLAND - 2024 INTERNATIONALS

Statistic	Team	Year Average
Total penalties conceded / match	11.1	5.3
Yellow cards / match	0.5	0.4
Red cards / match	0.1	0.0

PENALTIES CONCEDED PER MATCH



PENALTIES & INFRINGEMENTS



PLAYER STATISTICS - PER 80 AVERAGES WITH A MINIMUM 240 MINUTES PLAYED

Total penalties conceded		Penalties conceded / 80 minutes		Yellow / Red cards	
1	Zander Fagerson 10	1	Zander Fagerson 1.7	1	Ewan Ashman 2 / 0
2	Pierre Schoeman 8	2	Ewan Ashman 1.4	2	Duhan van der Merwe 1 / 0
3	Duhan van der Merwe 7	3	Pierre Schoeman 1.2	3	George Turner 1 / 0
4	Gregor Brown 7	4	Jamie Ritchie 1.1	4	Scott Cummings 0 / 1
5	Ewan Ashman 6	5	Scott Cummings 0.9	5	Sione Tuipulotu 1 / 0

PLAYER STATS
2024 INTERNATIONALS

APPEARANCE CHART - SCOTLAND

2024 INTERNATIONALS

	03/02/24	10/02/24	24/02/24	09/03/24	16/03/24	06/07/24	12/07/24	20/07/24	27/07/24	02/11/24	10/11/24
	Wales	France	England	Italy	Ireland	Canada	USA	Chile	Uruguay	Fiji	South Africa
E. Ashman	s16	s16	s16	s16	s16		2***		2*	2	2
J. Bayliss						8*		8*			s20
G. Brown						6		6	5	s20	
A. Craig							4	4			
L. Crosbie	6					7	s20		6*		
S. Cummings	5	5	5	5	5		5			5	5
M. Currie						13	s23	s23*			
R. Darge		7	7	7	7		7	s20	7	7	7
J. Dempsey	s20	8	8	8	8					8	8
J. Dobie						14*	s21	14**	s21	s21	s22
Z. Fagerson	3	3	3	3*	3					3	3
M. Fagerson	8	6		s21	s20	s20	8*		8	6	6
G. Gilchrist		4	4	4	4					4	4
D. Graham										14****	
R. Gray	4										
P. Harrison								s16	s16*		
A. Hastings							10	s21	s22	10	
B. Healy	u22	u22	s22			s21		10	10		
A. Hepburn	s17	s17	s17	s17							
G. Horne	s21	u21	s21	9	s21		9*		9		
W. Hurd						s18		3			
E. Johnson						s19		5	s19		
H. Jones	13	13	13	13	13*		13		13	13**	13
T. Jordan										s22	15
B. Kinghorn			15	15	15						14
N. McBeth						s17		1			
R. McCann						s23					
S. McDowall					12	12*		s22	12	s23	s23
E. Millar Mills	s18	u18	s18	s18		3	s18				s18
A. Onyeama-Christie		s20	s20	6	6						
H. Paterson		15				15*			15		
A. Price				s22						9	
D. Rae										s18	
C. Redpath	s23	s23	s23	12	s22						
A. Reed						11**		11			
D. Richardson						2**		2*		s16	s16
J. Ritchie	7		6	s20			6	7	s20		s21
K. Rowe	15	14		u23	s23		15	15**	14	15*	
F. Russell	10	10	10	10	10						10
P. Schoeman	1*	1	1	1*	1		1	s17	s17*	1	1
J. Sebastian					s18			s18	3		
S. Skinner	s19	s19	s19	s19*	s19						
R. Smith						s16	s16				
K. Steyn	14		14	14*	14	s22*	14	13*	s23		
R. Sutherland					s17	1	s17		1	s17	s17
R. Thompson						10	s22				
S. Tuipulotu	12	12	12				12	12		12	12
G. Turner	2	2	2	2	2						
D. van der Merwe	11**	11	11***	11	11		11*		11*	11*	11
M. Walker							3		s18		
G. Warr						9**		9			
B. White	9	9*	9		9						9
M. Williamson						4	s19	s19	4	s19	s19
G. Young						5					

KEY: Number denotes position, s: substitute, u: unused replacement, *: try scored

APPEARANCE CHART - PORTUGAL

2024 INTERNATIONALS

	03/02/24	10/02/24	17/02/24	03/03/24	17/03/24	13/07/24	20/07/24	09/11/24
	Belgium	Poland	Romania	Spain	Georgia	Namibia	South Africa	USA
B. Almeida		s19						
T. Appleton	12	12	12*	12	10	12	12	12
A. Arrojado	u24	s16	s16	s16				
H. Aubry	10	10	10	10	s21			10
G. Aviragnet								s23
D. Azevedo		s21	s21	u22				
V. Baptista	u20	7*	8	s20	s20	s20	8	
L. Begic	2	2*	2	2	2	2	2	2
M. Belo	5	5	4	5	5			
S. Bento	15					s23	15	15
P. Bettencourt		13			13			
D. Cabral						10	s22	
A. Campos								s21
M. Cardoso Pinto	11	15	15**	15*	11	15*	14	
S. Cerqueira								4
D. Costa							s16	1
A. da Cunha	s18	3	3	3	3		s18	
A. da Cunha	s19						s20	
A. de Rebelo Andrade						4	s19	5
J. dos Santos	s23	14	14	s23		14*	s23**	11
F. Fernandes						1	1	
N. Fernandes							4	
H. Gomes Camacho	s21	9***	9	9	9	9	9	9
J. Granate	8	8	s19	8	8	8		8
D. Hasse Ferreira	3			s18		3	3	s18
J. Lima		s23*	13	13*	12	13	13	13*
P. Lucas	9					s21	s21	
J. Madeira				4	4	6	6*	6
R. Marta	13				s23*	11*	11	
N. Martins	7		7*	7	7	7*		7
L. Martins		11	11**	11*	s22			
J. Moura							10	
M. Picao	4							
D. Pinheiro Ruiz		s20	s20	s21	s19	s19	7	s20
A. Prim		s18	s18		s18	s18		
J. Rebelo de Andrade								s19
J. Rodrigues	s22	s22	s22					
P. Santiago Lopes								s17
A. Santos	1	1	1	1	1			s16
P. Sayerse			s23	14				
N. Sousa Guedes					15			
R. Storti	14				14			14*
C. Thomas						s16		3
D. Torgal		4*	5	s19		5	5	
M. Vareiro						s22		s22
P. Vicente	s17	s17	s17	s17	s17	s17	s17	
D. Wallis de Carvalho	6	6	6	6	6			
M. Worm					s16			

KEY: Number denotes position, s: substitute, u: unused replacement, *: try scored

PLAYER DATA - SCOTLAND

2024 INTERNATIONALS

	Games	Starts	Minutes Played	Points	Tries	Ball Carries	Carry Metres	Line Breaks	Defenders Beaten	Passes	Offloads	Turnover Con	Successful Tackles	Missed Tackles	Dominant Tackles	Penalties Conceded	Kicks	Kicking Metres	Lineout Takes	Lineout Steals
E. Ashman	9	4	334	20	4	40	173	1	5	24	2	4	61	2	7	6	0	0	0	3
J. Bayliss	3	2	170	10	2	25	162	0	8	12	2	0	13	0	1	2	0	0	11	0
G. Brown	4	3	221	0	0	15	102	1	3	16	0	1	22	1	1	7	0	0	11	0
A. Craig	2	2	97	0	0	7	29	0	3	2	0	1	4	0	0	1	0	0	0	1
L. Crosbie	4	3	195	5	1	23	73	1	1	4	0	0	33	2	4	2	0	0	2	0
S. Cummings	8	8	542	0	0	28	84	0	1	29	1	2	95	11	10	6	0	0	25	4
M. Currie	3	1	103	5	1	11	148	3	4	8	0	3	11	0	1	1	1	0	0	0
R. Darge	9	8	600	0	0	57	224	3	10	26	1	3	132	6	17	3	0	0	0	0
J. Dempsey	7	6	469	0	0	76	408	0	18	39	5	4	87	3	9	2	1	0	10	1
J. Dobie	6	2	243	15	3	26	222	5	7	154	4	6	14	1	0	1	9	257	0	0
Z. Fagerson	7	7	466	5	1	47	185	0	4	10	0	2	79	3	2	10	0	0	0	0
M. Fagerson	9	6	489	5	1	55	281	2	5	36	4	7	87	6	7	2	0	0	8	1
G. Gilchrist	6	6	451	0	0	29	111	0	1	29	0	2	64	0	3	2	1	0	21	0
D. Graham	1	1	65	20	4	6	84	3	7	2	0	0	6	1	1	0	1	18	0	0
R. Gray	1	1	31	0	0	1	4	0	0	3	0	0	4	0	0	0	0	0	2	1
P. Harrison	2	0	52	5	1	10	86	1	6	8	2	0	10	3	3	2	0	0	0	0
A. Hastings	4	2	194	35	0	9	33	0	3	86	1	1	13	3	1	4	14	377	1	0
B. Healy	6	2	133	18	0	10	95	1	4	38	2	2	9	0	0	1	12	373	1	0
A. Hepburn	4	0	69	0	0	11	40	0	0	5	0	0	9	1	1	2	0	0	0	0
G. Horne	7	3	223	5	1	12	84	1	4	193	3	1	15	2	1	3	25	609	0	0
W. Hurd	2	1	79	0	0	5	21	0	0	2	0	0	9	0	2	0	0	0	0	0
E. Johnson	3	1	117	0	0	15	52	0	0	8	1	0	20	0	2	1	0	0	3	0
H. Jones	9	9	705	15	3	69	709	10	30	51	11	12	60	12	6	4	9	156	0	0
T. Jordan	2	1	113	0	0	20	222	4	9	16	3	1	5	1	0	0	1	26	0	0
B. Kinghorn	4	4	306	0	0	42	340	1	6	24	5	7	12	6	1	2	12	506	0	0
N. McBeth	2	1	85	0	0	3	10	0	0	3	0	0	11	0	2	1	0	0	0	0
R. McCann	1	0	18	0	0	2	20	0	3	0	0	0	1	0	0	0	0	0	0	0
S. McDowall	6	3	264	5	1	29	225	2	11	34	4	1	31	3	3	0	1	50	0	0
E. Millar Mills	7	1	146	0	0	12	37	0	0	2	1	0	24	4	0	5	0	0	0	0
A. Onyeama-Christie	4	2	197	0	0	19	143	1	2	12	2	1	49	2	0	5	0	0	6	0
H. Paterson	3	3	232	5	1	35	347	4	5	17	4	4	6	2	0	2	9	495	0	0
A. Price	2	1	71	0	0	4	20	0	2	78	1	2	9	5	0	0	15	247	0	0
D. Rae	1	0	20	0	0	1	5	0	0	0	0	0	2	0	0	0	0	0	0	0
C. Redpath	5	1	147	0	0	26	199	2	9	18	5	3	18	4	0	0	1	27	0	0
A. Reed	2	2	160	10	2	18	162	4	5	8	2	1	5	2	1	0	1	44	0	0
D. Richardson	4	2	210	15	3	35	242	3	13	16	2	1	37	2	2	2	1	20	0	0
J. Ritchie	7	4	299	0	0	30	124	0	1	24	2	5	48	2	4	4	0	0	13	1
K. Rowe	8	6	427	15	3	52	601	8	24	32	4	8	18	3	1	1	10	406	0	0
F. Russell	6	6	480	70	0	39	257	1	6	161	6	5	41	12	4	1	89	3,080	3	0
P. Schoeman	10	8	517	15	3	65	259	0	6	15	1	5	103	5	15	8	1	0	3	0
J. Sebastian	3	1	91	0	0	2	8	0	0	6	0	0	10	2	0	0	0	0	0	0
S. Skinner	5	0	87	5	1	15	40	0	0	10	1	1	14	0	0	5	0	0	2	2
R. Smith	2	0	47	0	0	7	30	0	0	5	1	0	9	1	1	1	0	0	0	0
K. Steyn	8	6	533	15	3	53	421	9	19	26	6	11	40	11	4	2	2	22	0	0
R. Sutherland	6	2	209	0	0	20	125	1	5	7	0	0	27	1	3	2	0	0	0	0
R. Thompson	2	1	77	12	0	7	69	1	2	28	1	2	11	0	1	0	5	190	0	0
S. Tuipulotu	7	7	490	0	0	59	382	0	12	61	3	1	35	4	3	3	1	0	1	0
G. Turner	5	5	283	0	0	29	130	0	6	16	0	2	49	8	4	2	1	14	0	0
D. van der Merwe	9	9	718	40	8	73	777	11	38	24	5	9	33	7	2	7	5	84	0	0
M. Walker	2	1	78	0	0	4	9	0	0	1	0	0	12	1	0	2	0	0	0	0
G. Warr	2	2	113	10	2	8	64	1	1	90	0	0	4	3	0	2	13	404	0	0
B. White	5	5	343	5	1	13	64	0	1	261	1	4	43	8	2	0	54	1,392	0	0
M. Williamson	6	2	251	0	0	11	50	0	2	11	1	2	39	6	4	2	0	0	7	0
G. Young	1	1	80	0	0	6	30	1	0	10	0	1	8	0	0	1	0	0	3	0

PLAYER DATA - PORTUGAL

2024 INTERNATIONALS

	Games	Starts	Minutes Played	Points	Tries	Ball Carries	Carry Metres	Line Breaks	Defenders Beaten	Passes	Offloads	Turnover Con	Successful Tackles	Missed Tackles	Dominant Tackles	Penalties Conceded	Kicks	Kicking Metres	Lineout Takes	Lineout Steals
B. Almeida	1	0	1	0	0	0	0	0	0	0	0	0	1	0	0	0	0	0	0	0
T. Appleton	8	8	610	5	1	78	563	4	23	117	7	11	71	8	2	3	4	91	1	0
A. Arrojado	4	0	26	0	0	4	13	0	0	2	0	1	4	2	0	1	0	0	0	0
H. Aubry	6	5	373	62	0	39	199	0	9	109	3	4	20	5	1	0	50	1,994	0	0
G. Aviragnet	1	0	12	0	0	4	29	0	1	2	0	0	2	1	0	0	1	59	0	0
D. Azevedo	3	0	20	0	0	1	0	0	0	21	1	1	1	0	0	0	1	12	0	0
V. Baptista	7	3	222	5	1	23	71	0	4	21	4	3	40	4	2	5	0	0	7	0
L. Begic	8	8	543	5	1	31	125	0	3	17	0	6	83	4	9	1	1	17	0	1
M. Belo	5	5	363	0	0	33	163	2	8	28	3	2	49	7	1	5	1	6	17	2
S. Bento	4	3	254	0	0	32	261	3	8	19	1	2	11	5	2	2	12	449	1	0
P. Bettencourt	2	2	150	0	0	11	66	0	2	10	2	5	11	3	3	1	3	67	0	0
D. Cabral	2	1	114	18	0	5	31	2	2	38	1	1	2	3	0	0	13	287	0	0
A. Campos	1	0	22	0	0	0	0	0	0	37	0	1	2	0	0	0	3	73	0	0
M. Cardoso Pinto	7	7	558	20	4	69	688	8	29	35	5	7	8	9	0	0	15	440	4	0
S. Cerqueira	1	1	65	0	0	4	18	0	0	8	0	2	5	1	0	0	0	0	1	1
D. Costa	2	1	109	0	0	6	19	0	0	3	0	1	28	1	2	2	0	0	0	0
A. da Cunha	6	4	272	0	0	18	72	0	2	7	0	0	37	3	2	7	0	0	0	0
A. da Cunha	2	0	74	0	0	4	17	0	0	3	0	0	14	1	1	1	0	0	0	0
A. de Rebelo Andrade	3	2	190	0	0	8	48	0	0	5	0	1	25	3	2	2	0	0	0	0
J. dos Santos	7	4	382	15	3	36	511	8	14	21	7	2	29	10	2	4	5	178	0	0
F. Fernandes	2	2	91	0	0	3	24	0	0	2	0	0	7	1	0	1	1	5	0	0
N. Fernandes	1	1	50	0	0	0	0	0	0	0	0	0	8	2	0	0	0	0	0	0
H. Gomes Camacho	8	7	510	18	3	37	172	1	6	423	5	6	10	9	0	1	31	783	1	0
J. Granate	7	6	386	0	0	41	175	0	2	26	2	1	62	7	3	4	0	0	0	0
D. Hasse Ferreira	5	3	228	0	0	6	25	0	0	10	0	0	21	5	0	3	0	0	0	0
J. Lima	7	6	372	15	3	37	397	5	14	46	5	4	28	13	3	3	2	34	0	0
P. Lucas	3	1	86	0	0	6	28	1	3	49	1	1	9	0	0	0	9	267	0	0
J. Madeira	5	5	389	5	1	40	128	0	1	22	0	2	66	7	4	6	0	0	21	2
R. Marta	4	3	273	10	2	26	281	5	13	19	2	0	28	7	2	0	5	142	0	0
N. Martins	6	6	461	10	2	50	351	4	14	52	10	6	79	3	6	2	2	44	32	4
L. Martins	4	3	256	15	3	46	483	3	11	18	11	7	9	3	0	1	4	41	0	0
J. Moura	1	1	41	2	0	1	3	0	0	7	1	0	1	0	0	0	1	3	0	0
M. Picao	1	1	63	0	0	2	4	0	0	4	0	1	10	0	0	0	0	0	1	1
D. Pinheiro Ruiz	7	1	162	0	0	17	80	3	1	13	2	1	31	5	3	2	0	0	4	0
A. Prim	4	0	82	0	0	4	7	0	0	4	0	0	18	4	3	2	0	0	0	0
J. Rebelo de Andrade	1	0	15	0	0	2	7	0	0	0	0	0	9	1	2	0	0	0	0	0
J. Rodrigues	3	0	59	2	0	10	60	0	3	13	0	1	2	1	0	1	3	88	0	0
P. Santiago Lopes	1	0	20	0	0	4	29	0	0	0	0	0	5	0	0	0	0	0	0	0
A. Santos	6	5	378	0	0	22	79	0	4	6	0	3	63	9	3	5	0	0	0	0
P. Sayerse	2	1	100	0	0	5	59	1	4	2	1	1	9	2	0	0	0	0	0	0
N. Sousa Guedes	1	1	3	0	0	1	1	0	0	0	0	0	0	0	0	0	0	0	0	0
R. Storti	3	3	240	5	1	25	179	2	11	7	1	7	13	2	0	1	5	59	0	0
C. Thomas	2	1	81	0	0	8	35	0	0	1	0	1	9	1	0	0	0	0	0	0
D. Torgal	5	4	337	5	1	18	67	1	2	19	3	2	54	7	1	2	0	0	8	1
M. Vareiro	2	0	22	3	0	2	13	0	0	6	1	0	1	1	1	0	2	22	0	0
P. Vicente	7	0	79	0	0	3	20	1	0	5	0	2	16	1	2	0	0	0	0	0
D. Wallis de Carvalho	5	5	320	0	0	24	109	1	3	14	3	1	56	2	2	1	0	0	9	3
M. Worm	1	0	27	0	0	2	10	0	0	1	0	1	1	1	0	2	0	0	0	0

PLAYER RANKINGS

2024 INTERNATIONALS

PLAYER RANKINGS - POINTS

2024 INTERNATIONALS

POINTS

		Games	Points	Minutes	Pens	Conv	Drop Goals	Tries	
1	D. McKenzie	New Zealand	12	131	809	22	30	0	1
2	T. Alborno	Argentina	10	83	531	6	25	0	3
3	J. Crowley	Ireland	8	79	596	14	16	0	1
4	S. Lee	Japan	7	76	461	8	21	0	2
5	T. Ramos	France	6	75	480	13	18	0	0
6	F. Russell	Scotland	6	70	480	16	11	0	0
7	H. Pollard	South Africa	9	69	414	15	12	0	0
7	N. Lolesio	Australia	9	69	582	15	12	0	0
9	C. Muntz	Fiji	7	67	499	10	16	0	1
10	M. Smith	England	7	64	428	9	12	1	2

GOAL KICKING (MADE)

		Games	Minutes	Goals	Misses	Pens	Pens Missed	Conv	Conv Missed	Goal Kicking %	
1	D. McKenzie	New Zealand	12	809	52	16	22	6	30	10	76.5%
2	T. Ramos	France	6	480	31	5	13	2	18	3	86.1%
2	T. Alborno	Argentina	10	531	31	11	6	2	25	9	73.8%
4	J. Crowley	Ireland	8	596	30	10	14	3	16	7	75.0%
5	S. Lee	Japan	7	461	29	1	8	1	21	0	96.7%
6	H. Pollard	South Africa	9	414	27	6	15	3	12	3	81.8%
6	F. Russell	Scotland	6	480	27	1	16	0	11	1	96.4%
6	N. Lolesio	Australia	9	582	27	7	15	3	12	4	79.4%
9	C. Muntz	Fiji	7	499	26	7	10	0	16	7	78.8%
10	P. Garbisi	Italy	9	693	23	8	10	4	13	4	74.2%

GOAL KICKING (%)*

		Games	Kicks	Made	Available Points	Points Scored	Expected Points	Pts Gained	Goal Kicking %	
1	Leo Berdeu	France	1	7	7	19	19	14.1	4.9	100.0%
2	Seungsin Lee	Japan	6	30	29	69	66	60.9	5.1	96.7%
3	Finn Russell	Scotland	6	28	27	72	70	61.3	8.7	96.4%
4	Ben Donaldson	Australia	5	14	13	32	30	26.2	3.8	92.9%
5	Santiago Carreras	Argentina	6	20	18	49	45	41.9	3.1	90.0%
6	Thomas Ramos	France	6	36	31	87	75	68.0	7.0	86.1%
7	Martin Page-Rele	Italy	5	7	6	21	18	5.1	12.9	85.7%
7	Ioan Lloyd	Wales	3	7	6	14	12	10.4	1.6	85.7%
7	Ben Thomas	Wales	2	7	6	18	15	12.9	2.1	85.7%
7	Beauden Barrett	New Zealand	2	7	6	14	12	10.2	1.8	85.7%

*Minimum 5 Kicks at Goal



SCOTLAND



PORTUGAL

PLAYER RANKINGS - TRIES

2024 INTERNATIONALS

TRIES

		Games	Minutes Played	Tries	Tries / 80	
1	D. van der Merwe	Scotland	9	718	8	0.9
2	C. Clarke	New Zealand	7	501	7	1.1
3	M. Mapimpi	South Africa	5	390	6	1.2
3	D. Riley	Japan	8	640	6	0.8
3	M. Tele'a	New Zealand	9	566	6	0.8
3	W. Jordan	New Zealand	8	556	6	0.9
7	D. Sheehan	Ireland	6	330	5	1.2
7	M. Carreras	Argentina	9	690	5	0.6
7	I. Feyi-Waboso	England	9	426	5	0.9
10	M. Ioane	Italy	8	635	4	0.5
10	J. Lowe	Ireland	8	640	4	0.5
10	M. Marx	South Africa	10	398	4	0.8
10	A. Savea	New Zealand	11	855	4	0.4
10	J. Mallia	Argentina	7	524	4	0.6

TRY ASSISTS

		Games	Minutes Played	Try Assists	Try Assists / 80	
1	B. Barrett	New Zealand	9	537	7	1.0
1	M. Smith	England	7	428	7	1.3
3	D. McKenzie	New Zealand	12	809	5	0.5
3	H. Jones	Scotland	9	705	5	0.6
3	S. Lee	Japan	7	461	5	0.9
6	J. Gibson-Park	Ireland	6	373	4	0.9
6	A. Hastings	Scotland	4	194	4	1.6
6	A. Mitchell	England	7	451	4	0.7
6	T. Alborno	Argentina	10	531	4	0.6
6	F. Lomani	Fiji	8	492	4	0.7
6	S. Chocobares	Argentina	8	546	4	0.6
6	S. Fujiwara	Japan	8	412	4	0.8
6	P. Garbisi	Italy	9	693	4	0.5
6	J. Dobie	Scotland	6	243	4	1.3

TRY INVOLVEMENTS

		Games	Minutes Played	Try Involvements	% of Team Total	
1	D. Riley	Japan	8	640	9	16.1%
1	M. Smith	England	7	428	9	16.4%
3	B. Barrett	New Zealand	9	537	8	9.4%
3	D. van der Merwe	Scotland	9	718	8	9.4%
3	H. Jones	Scotland	9	705	8	9.4%
3	M. Mapimpi	South Africa	5	390	8	11.4%
3	M. Tele'a	New Zealand	9	566	8	9.4%
3	W. Jordan	New Zealand	8	556	8	9.4%
9	C. Clarke	New Zealand	7	501	7	8.2%
9	T. Alborno	Argentina	10	531	7	9.1%
9	J. Dobie	Scotland	6	243	7	10.9%
9	S. Lee	Japan	7	461	7	12.5%
9	K. Salawa	Fiji	8	541	7	14.0%



PLAYER RANKINGS - CARRIES

2024 INTERNATIONALS

CARRIES

		Games	Total	
1	B. Earl	England	10	160
2	A. Savea	New Zealand	11	140
3	H. Wilson	Australia	8	103
4	R. Valetini	Australia	10	101
5	D. McKenzie	New Zealand	12	100
6	W. Sittiti	New Zealand	8	96
7	J. Barrett	New Zealand	10	95
8	C. Doris	Ireland	8	94
9	A. Wainwright	Wales	8	93
10	P. du Toit	South Africa	9	90

		Minutes	Per 80*	
1	J. Wiese	South Africa	254	18.3
2	B. Earl	England	800	16.0
3	W. Sittiti	New Zealand	499	15.4
4	D. Lake	Wales	251	15.0
5	S. Negri	Italy	245	14.0
6	E. Louw	South Africa	310	13.9
7	H. Wilson	Australia	625	13.2
8	A. Savea	New Zealand	855	13.1
9	J. Dempsey	Scotland	469	13.0
10	T. Ikanivere	Fiji	512	12.5

METRES

		Games	Total	
1	D. Riley	Japan	8	901
2	B. Earl	England	10	856
3	A. Savea	New Zealand	11	786
4	W. Jordan	New Zealand	8	782
5	D. van der Merwe	Scotland	9	777
6	M. Tuitama	Japan	6	766
7	T. Wright	Australia	9	755
8	M. Carreras	Argentina	9	739
9	J. Barrett	New Zealand	10	723
10	M. loane	Italy	8	723

		Minutes	Per 80*	
1	M. Tuitama	Japan	440	139.3
2	I. Masi	Fiji	270	120.9
3	C. Clarke	New Zealand	501	115.2
4	J. Wiese	South Africa	254	113.7
5	Y. Yazaki	Japan	374	113.5
6	D. Riley	Japan	640	112.7
7	K. Rowe	Scotland	427	112.5
8	W. Jordan	New Zealand	556	112.5
9	V. Karawalevu	Fiji	479	109.9
10	T. Albornoz	Argentina	531	107.0

DEFENDERS BEATEN

		Games	Total	
1	M. Tele'a	New Zealand	9	41
2	D. van der Merwe	Scotland	9	38
3	D. McKenzie	New Zealand	12	37
3	B. Earl	England	10	37
5	D. Riley	Japan	8	33
6	M. loane	Italy	8	31
7	H. Jones	Scotland	9	30
7	A. Savea	New Zealand	11	30
7	T. Wright	Australia	9	30
10	C. Kolbe	South Africa	7	29
10	M. Carreras	Argentina	9	29

		Minutes	Per 80*	
1	M. Tele'a	New Zealand	566	5.8
2	D. Penaud	France	400	5.4
3	M. Tuitama	Japan	440	4.5
4	K. Rowe	Scotland	427	4.5
5	S. Feinberg-Mngomezzi	South Africa	384	4.4
6	C. Clarke	New Zealand	501	4.3
7	M. Smith	England	428	4.3
8	D. van der Merwe	Scotland	718	4.2
9	B. Delguy	Argentina	344	4.2
10	C. Kolbe	South Africa	560	4.1

*Minimum 240 minutes played



SCOTLAND



PORTUGAL

PLAYER RANKINGS - PASSING

2024 INTERNATIONALS

PASSES

		Games	Total	
1	S. Fujiwara	Japan	8	513
2	F. Lomani	Fiji	8	468
3	J. Gordon	Australia	7	450
4	G. Bertranou	Argentina	9	419
5	T. Williams	Wales	6	391
6	J. Gibson-Park	Ireland	6	385
7	C. Ratima	New Zealand	10	373
8	T. Perenara	New Zealand	8	360
9	A. Mitchell	England	7	336
10	M. Page-Relo	Italy	8	280

		Minutes	Per 80*	
1	S. Fujiwara	Japan	412	99.6
2	J. Gordon	Australia	419	85.9
3	T. Williams	Wales	376	83.2
4	J. Gibson-Park	Ireland	373	82.6
5	C. Ratima	New Zealand	366	81.5
6	T. Perenara	New Zealand	358	80.4
7	F. Lomani	Fiji	492	76.1
8	G. Bertranou	Argentina	481	69.7
9	M. Page-Relo	Italy	365	61.4
10	B. White	Scotland	343	60.9

PASSING ACCURACY**

		Total	%	
1	C. Roigard	New Zealand	114	100.0%
2	G. Williams	South Africa	189	99.5%
3	K. Hardy	Wales	110	99.1%
4	B. Serin	France	101	99.0%
5	J. Dobie	Scotland	154	98.7%
6	S. Varney	Italy	149	98.7%
7	N. White	Australia	135	98.5%
8	E. Bevan	Wales	125	98.4%
9	C. Ratima	New Zealand	373	98.1%
10	J. Gordon	Australia	450	98.0%

BREAK ASSIST PASSES

		Games	Total	
1	D. McKenzie	New Zealand	12	19
2	S. Tuipulotu	Scotland	7	7
2	S. McDowall	Scotland	6	7
4	A. Fassi	South Africa	6	6
4	P. Garbisi	Italy	9	6
6	G. Ford	England	7	5
6	S. Kolisi	South Africa	7	5
6	S. Cordero	Argentina	4	5
6	F. Russell	Scotland	6	5
6	R. Henshaw	Ireland	7	5
6	T. Wright	Australia	9	5
6	R. Valetini	Australia	10	5
6	T. Alborno	Argentina	10	5
6	S. Chocobares	Argentina	8	5
6	J. Oviedo	Argentina	9	5

OFFLOADS

		Games	Total	
1	D. McKenzie	New Zealand	12	14
1	S. Reece	New Zealand	8	14
3	W. Sititi	New Zealand	8	13
4	M. Ioane	Italy	8	12
4	J. Lowe	Ireland	8	12
4	M. Tele'a	New Zealand	9	12
7	H. Jones	Scotland	9	11
7	R. Snyman	South Africa	4	11
7	D. Penaud	France	5	11
10	J. Mallia	Argentina	7	10
10	W. Jordan	New Zealand	8	10
10	J. Oviedo	Argentina	9	10

		Minutes	Per 80*	
1	D. Penaud	France	400	2.2
2	S. Reece	New Zealand	536	2.1
3	W. Sititi	New Zealand	499	2.1
4	B. Dixon	South Africa	271	1.8
5	M. Tele'a	New Zealand	566	1.7
6	S. Waqa	Japan	286	1.7
7	M. Tuitama	Japan	440	1.6
8	L. Barre	France	363	1.5
9	J. Mallia	Argentina	524	1.5
10	M. Ioane	Italy	635	1.5

*Minimum 240 minutes played **Minimum 100 Passes



PLAYER RANKINGS - KICKS

2024 INTERNATIONALS

KICKS IN PLAY

		Games	Total
1	D. McKenzie	New Zealand	12 105
2	F. Russell	Scotland	6 89
3	A. Mitchell	England	7 79
4	P. Garbisi	Italy	9 75
5	T. Albornoz	Argentina	10 70
6	F. Lomani	Fiji	8 63
7	T. Williams	Wales	6 62
8	J. Crowley	Ireland	8 58
9	N. Lolesio	Australia	9 56
10	B. Barrett	New Zealand	9 55

		Minutes	Per 80*
1	F. Russell	Scotland	480 14.8
2	A. Mitchell	England	451 14.0
3	T. Williams	Wales	376 13.2
4	B. White	Scotland	343 12.6
5	S. Varney	Italy	246 12.0
6	T. Albornoz	Argentina	531 10.5
7	S. Feinberg-Mngomez	South Africa	384 10.4
8	D. McKenzie	New Zealand	809 10.4
9	F. Lomani	Fiji	492 10.2
10	G. Williams	South Africa	251 10.2

KICKING METRES

		Games	Total
1	D. McKenzie	New Zealand	12 3,170
2	F. Russell	Scotland	6 3,080
3	T. Albornoz	Argentina	10 2,576
4	P. Garbisi	Italy	9 2,319
5	J. Lowe	Ireland	8 2,179
6	A. Mitchell	England	7 2,163
7	S. Carreras	Argentina	9 1,956
8	S. Lee	Japan	7 1,889
9	F. Lomani	Fiji	8 1,759
10	T. Williams	Wales	6 1,703

		Minutes	Per 80*
1	F. Russell	Scotland	480 513.3
2	T. Albornoz	Argentina	531 388.1
3	A. Mitchell	England	451 383.6
4	T. Williams	Wales	376 362.3
5	S. Lee	Japan	461 327.8
6	B. White	Scotland	343 324.7
7	D. McKenzie	New Zealand	809 313.5
8	S. Carreras	Argentina	505 309.8
9	S. Feinberg-Mngomez	South Africa	384 309.4
10	S. Varney	Italy	246 288.6

METRES / KICKS IN PLAY**

		Games	Avg*
1	Blair Kinghorn	Scotland	4 42.2
2	Hugo Keenan	Ireland	4 41.9
3	Leo Barre	France	5 40.4
4	James Lowe	Ireland	8 40.3
5	Cameron Winnett	Wales	8 39.3
6	Juan Cruz Mallia	Argentina	7 38.2
7	Santiago Carreras	Argentina	9 36.9
8	Tomas Albornoz	Argentina	10 36.8
9	Jordie Barrett	New Zealand	10 36.1
10	Seungsin Lee	Japan	7 35.0

*Minimum 240 minutes played **Minimum 2 Kicks / 80min



PLAYER RANKINGS - LINEOUTS

2024 INTERNATIONALS

LINEOUTS WON (INC. STEALS)

		Games	Total	
1	W. Dearn	Japan	9	49
2	F. Ruzza	Italy	9	46
3	M. Itoje	England	10	41
4	E. Etzebeth	South Africa	10	38
5	R. Nortje	South Africa	5	34
5	J. Gonzalez	Argentina	7	34
7	A. Beard	Wales	6	32
8	N. Frost	Australia	7	31
9	S. Cummings	Scotland	8	29
9	L. Salakaia-Loto	Australia	8	29
9	D. Jenkins	Wales	7	29

		Minutes	Per 80*	
1	R. Nortje	South Africa	369	7.4
2	F. Ruzza	Italy	532	6.9
3	A. Beard	Wales	399	6.4
4	L. Salakaia-Loto	Australia	387	6.0
5	J. Gonzalez	Argentina	471	5.8
6	W. Dearn	Japan	695	5.6
7	N. Frost	Australia	476	5.2
8	F. Molina	Argentina	421	5.1
9	O. Chessum	England	331	5.1
10	E. Etzebeth	South Africa	623	4.9

LINEOUT STEALS

		Games	Total	
1	W. Dearn	Japan	9	8
2	M. Derenalagi	Fiji	7	6
3	L. Salakaia-Loto	Australia	8	5
3	T. Vaa'i	New Zealand	11	5
5	M. Itoje	England	10	4
5	E. Etzebeth	South Africa	10	4
5	P. du Toit	South Africa	9	4
5	S. Cummings	Scotland	8	4
5	N. Frost	Australia	7	4
5	J. Moro	Argentina	1	4

		Minutes	Per 80*	
1	L. Salakaia-Loto	Australia	387	1.0
2	M. Derenalagi	Fiji	475	1.0
3	W. Dearn	Japan	695	0.9
4	P. Tuipulotu	New Zealand	276	0.9
5	O. Chessum	England	331	0.7
6	E. Ashman	Scotland	334	0.7
7	N. Frost	Australia	476	0.7
8	J. Ryan	Ireland	252	0.6
9	T. Vaa'i	New Zealand	642	0.6
10	S. Cummings	Scotland	542	0.6

LINEOUT THROWS WON

		Games	Total	
1	J. George	England	10	94
2	C. Taylor	New Zealand	9	81
3	M. Harada	Japan	9	71
4	J. Montoya	Argentina	8	67
5	T. Ikanivere	Fiji	8	66
6	B. Mbonambi	South Africa	8	61
7	M. Faessler	Australia	8	58
8	G. Nicotera	Italy	8	57
9	M. Marx	South Africa	10	55
9	A. Aumua	New Zealand	12	55

LINEOUT SUCCESS RATE**

		Games	Total*	
1	E. Dee	Wales	5	96.2%
2	I. Ruiz	Argentina	9	92.5%
3	J. George	England	10	91.3%
4	M. Harada	Japan	9	89.9%
5	D. Lake	Wales	4	89.8%
6	B. Mbonambi	South Africa	8	89.7%
7	P. Mauvaka	France	6	89.1%
8	D. Sheehan	Ireland	6	88.7%
9	J. Montoya	Argentina	8	88.2%
10	M. Faessler	Australia	8	87.9%

*Minimum 240 minutes played **Minimum 2 lineout throws / 80



PLAYER RANKINGS - TACKLES & TURNOVERS

2024 INTERNATIONALS

SUCCESSFUL TACKLES

			Games	Total
1	M. Lamaro	Italy	9	155
2	B. Earl	England	10	136
3	R. Darge	Scotland	9	132
4	T. Reffell	Wales	8	123
5	M. Itoje	England	10	120
6	A. Savea	New Zealand	11	117
7	N. Cannone	Italy	9	115
7	D. Jenkins	Wales	7	115
9	H. Wilson	Australia	8	109
10	S. Barrett	New Zealand	9	107

			Minutes	Per 80*
1	G. Lucchesi	Italy	352	19.3
2	C. Tizzano	Australia	307	19.3
3	R. Vintcent	Italy	364	18.2
4	C. Cunningham-South	England	386	18.2
5	J. Ryan	Ireland	252	18.1
6	M. Lamaro	Italy	687	18.0
7	L. Cannone	Italy	365	18.0
8	M. Zuliani	Italy	249	17.7
9	R. Darge	Scotland	600	17.6
10	D. Jenkins	Wales	530	17.4

DOMINANT TACKLES

			Games	Total
1	R. Darge	Scotland	9	17
1	T. Menoncello	Italy	9	17
3	P. Schoeman	Scotland	10	15
4	M. Lamaro	Italy	9	13
5	N. Cannone	Italy	9	12
5	T. Freeman	England	10	12
7	M. Kremer	Argentina	8	11
7	W. Dearn	Japan	9	11
9	M. Itoje	England	10	10
9	S. Cummings	Scotland	8	10

TACKLE SUCCESS RATE**

			Minutes	%*
1	G. Gilchrist	Scotland	451	100.0%
2	E. Dee	Wales	298	97.9%
3	S. Negri	Italy	245	94.4%
4	E. Bello	Argentina	256	93.8%
5	J. Dempsey	Scotland	469	93.5%
6	M. Leitch	Japan	240	92.9%
7	L. Cannone	Italy	365	92.1%
8	P. Schoeman	Scotland	517	92.0%
9	Z. Fagerson	Scotland	466	91.9%
10	R. Darge	Scotland	600	91.7%

TURNOVERS WON

			Games	Total
1	W. Dearn	Japan	9	12
2	M. Derenalagi	Fiji	7	10
2	T. Vaa'i	New Zealand	11	10
4	M. Itoje	England	10	9
4	T. Reffell	Wales	8	9
6	S. Barrett	New Zealand	9	7
6	A. Savea	New Zealand	11	7
6	T. Beirne	Ireland	7	7
6	G. Lucchesi	Italy	9	7
10	P. Tuipulotu	New Zealand	6	6
10	P. du Toit	South Africa	9	6
10	S. Underhill	England	8	6
10	F. McReight	Australia	6	6
10	N. Frost	Australia	7	6

			Minutes	Per 80*
1	P. Tuipulotu	New Zealand	276	1.7
2	M. Derenalagi	Fiji	475	1.7
3	G. Lucchesi	Italy	352	1.6
4	W. Dearn	Japan	695	1.4
5	M. Zuliani	Italy	249	1.3
6	T. Reffell	Wales	571	1.3
7	T. Vaa'i	New Zealand	642	1.2
8	C. Ratima	New Zealand	366	1.1
9	E. Blackadder	New Zealand	309	1.0
10	L. Salakaia-Loto	Australia	387	1.0

*Minimum 240 minutes played **Minimum 5 tackles / 80



PLAYER RANKINGS - DISCIPLINE

2024 INTERNATIONALS

PENS CONCEDED

		Games	Total
1	J. Slipper	Australia	7
1	S. Cane	New Zealand	7
1	D. van der Merwe	Scotland	7
1	K. Smith	South Africa	10
1	T. Tupou	Australia	7
1	J. Barrett	New Zealand	10
1	H. Wilson	Australia	8
1	S. Tawake	Fiji	7
1	J. Gonzalez	Argentina	7
1	H. Hetet	Fiji	8
1	G. Brown	Scotland	4
1	S. Takeuchi	Japan	9
1	R. Vintcent	Italy	7
1	W. Sittiti	New Zealand	8

		Minutes	Per 80*
1	J. Sclavi	Argentina	321
2	H. Hetet	Fiji	261
3	G. Lucchesi	Italy	352
4	A. Porter	Ireland	513
5	J. Ryan	Ireland	252
6	T. Tupou	Australia	300
7	Z. Fagerson	Scotland	466
8	S. Waqa	Japan	286
9	I. Ruiz	Argentina	291
10	M. Zuliani	Italy	249

CARDS

		Games	Yellows
1	K. Arendse	South Africa	3
2	A. Kellaway	Australia	10
2	P. O'Mahony	Ireland	7
2	A. Lienert-Brown	New Zealand	12
2	C. Clarke	New Zealand	7
2	A. Fassi	South Africa	6
2	E. Ashman	Scotland	9
8	E. Daly	England	5
8	U. Atonio	France	5
8	W. Le Roux	South Africa	5
8	O. Tu'ungafasi	New Zealand	9
8	J. Wiese	South Africa	5
8	D. van der Merwe	Scotland	9
8	M. Marx	South Africa	10
8	J. Kriel	South Africa	9

		Games	Reds
1	P. Matera	Argentina	9
1	J. Danty	France	3
1	A. Esterhuizen	South Africa	3
1	P. Willemse	France	1
1	C. Ewels	England	1
1	A. Cocagi	Fiji	1
1	S. Cummings	Scotland	8
1	F. Daugunu	Australia	4
1	S. Radradra	Fiji	2
1	K. Shimokawa	Japan	7

*Minimum 240 minutes played

 **SCOTLAND**

 **PORTUGAL**

PLAYER COMPARISON
2024 INTERNATIONALS
SCOTLAND & PORTUGAL

PLAYER COMPARISON - POINTS

2024 INTERNATIONALS

POINTS							
SCOTLAND			PORTUGAL				
		Games	Total				
1	F. Russell	6	70	1	H. Aubry	6	62
2	D. van der Merwe	9	40	2	M. Cardoso Pinto	7	20
3	A. Hastings	4	35	3	D. Cabral	2	18
4	D. Graham	1	20	3	H. Gomes Camacho	8	18
4	E. Ashman	9	20	5	J. Lima	7	15
				5	J. dos Santos	7	15
				5	L. Martins	4	15

TRIES							
SCOTLAND			PORTUGAL				
		Games	Total				
1	D. van der Merwe	9	8	1	M. Cardoso Pinto	7	4
2	D. Graham	1	4	2	J. Lima	7	3
2	E. Ashman	9	4	2	J. dos Santos	7	3
4	P. Schoeman	10	3	2	H. Gomes Camacho	8	3
4	H. Jones	9	3	2	L. Martins	4	3
4	D. Richardson	4	3				
4	K. Rowe	8	3				
4	K. Steyn	8	3				
4	J. Dobie	6	3				

GOAL KICKING*									
SCOTLAND			PORTUGAL						
		Made	Missed	%					
1	F. Russell	27	1	96.4%	1	H. Aubry	26	2	92.9%
2	A. Hastings	17	3	85.0%	2	D. Cabral	8	1	88.9%
3	B. Healy	9	2	81.8%					
4	R. Thompson	6	2	75.0%					

*Minimum 5 Kicks at Goal

PLAYER COMPARISON - CARRIES

2024 INTERNATIONALS

CARRIES							
SCOTLAND			PORTUGAL				
		Games	Total				
1	J. Dempsey	7	76	1	T. Appleton	8	78
2	D. van der Merwe	9	73	2	M. Cardoso Pinto	7	69
3	H. Jones	9	69	3	N. Martins	6	50
4	P. Schoeman	10	65	4	L. Martins	4	46
5	S. Tuipulotu	7	59	5	J. Granate	7	41

METRES							
SCOTLAND			PORTUGAL				
		Games	Total				
1	D. van der Merwe	9	776.7	1	M. Cardoso Pinto	7	688.2
2	H. Jones	9	708.5	2	T. Appleton	8	563.0
3	K. Rowe	8	600.6	3	J. dos Santos	7	511.4
4	K. Steyn	8	421.1	4	L. Martins	4	482.7
5	J. Dempsey	7	407.9	5	J. Lima	7	397.1

DEFENDERS BEATEN							
SCOTLAND			PORTUGAL				
		Games	Total				
1	D. van der Merwe	9	38	1	M. Cardoso Pinto	7	29
2	H. Jones	9	30	2	T. Appleton	8	23
3	K. Rowe	8	24	3	J. Lima	7	14
4	K. Steyn	8	19	3	J. dos Santos	7	14
5	J. Dempsey	7	18	3	N. Martins	6	14

PLAYER COMPARISON - PASSING

2024 INTERNATIONALS

PASSES

SCOTLAND			PORTUGAL		
	Games	Total		Games	Total
1 B. White	5	261	1 H. Gomes Camacho	8	423
2 G. Horne	7	193	2 T. Appleton	8	117
3 F. Russell	6	161	3 H. Aubry	6	109
4 J. Dobie	6	154	4 N. Martins	6	52
5 G. Warr	2	90	5 P. Lucas	3	49

PASSING ACCURACY%**

SCOTLAND			PORTUGAL		
	Games	Total		Games	Total
1 J. Dobie	6	98.7%	1 H. Aubry	6	98.2%
2 G. Horne	7	97.9%	2 H. Gomes Camacho	8	96.0%
3 B. White	5	97.3%	3 T. Appleton	8	89.7%
4 F. Russell	6	90.1%			

OFFLOADS

SCOTLAND			PORTUGAL		
	Games	Total		Games	Total
1 H. Jones	9	11	1 L. Martins	4	11
2 F. Russell	6	6	2 N. Martins	6	10
2 K. Steyn	8	6	3 T. Appleton	8	7
4 J. Dempsey	7	5	3 J. dos Santos	7	7
4 D. van der Merwe	9	5	5 J. Lima	7	5
4 B. Kinghorn	4	5	5 M. Cardoso Pinto	7	5
4 C. Redpath	5	5	5 H. Gomes Camacho	8	5

PLAYER COMPARISON - KICKS

2024 INTERNATIONALS

KICKS IN PLAY

SCOTLAND			PORTUGAL		
	Games	Total		Games	Total
1 F. Russell	6	89	1 H. Aubry	6	50
2 B. White	5	54	2 H. Gomes Camacho	8	31
3 G. Horne	7	25	3 M. Cardoso Pinto	7	15
4 A. Price	2	15	4 D. Cabral	2	13
5 A. Hastings	4	14	5 S. Bento	4	12

KICKING METRES

SCOTLAND			PORTUGAL		
	Games	Total		Games	Total
1 F. Russell	6	3,079.7	1 H. Aubry	6	1,994.4
2 B. White	5	1,392.2	2 H. Gomes Camacho	8	782.9
3 G. Horne	7	608.9	3 S. Bento	4	448.9
4 B. Kinghorn	4	506.4	4 M. Cardoso Pinto	7	439.8
5 H. Paterson	3	494.5	5 D. Cabral	2	286.9

METRES / KICKS IN PLAY**

SCOTLAND			PORTUGAL		
	Games	Avg*		Games	Avg*
1 B. Kinghorn	4	42.2	1 H. Aubry	6	39.9
2 F. Russell	6	34.6	2 S. Bento	4	37.4
3 J. Dobie	6	28.6	3 J. dos Santos	7	35.7
4 B. White	5	25.8	4 M. Cardoso Pinto	7	29.3
			5 R. Marta	4	28.4

*Minimum 240 minutes played **Minimum 2 Kicks / 80min

PLAYER COMPARISON - LINEOUTS

2024 INTERNATIONALS

LINEOUTS WON (INC. STEALS)

SCOTLAND		
	Games	Total
1 S. Cummings	8	29
2 G. Gilchrist	6	21
3 J. Ritchie	7	14
4 J. Dempsey	7	11
4 J. Bayliss	3	11
4 G. Brown	4	11

PORTUGAL		
	Games	Total
1 N. Martins	6	36
2 J. Madeira	5	23
3 M. Belo	5	19
4 D. Wallis de Carvalho	5	12
5 D. Torgal	5	9

LINEOUT STEALS

SCOTLAND		
	Games	Total
1 S. Cummings	8	4
2 E. Ashman	9	3
3 S. Skinner	5	2
4 R. Gray	1	1
4 J. Dempsey	7	1
4 J. Ritchie	7	1
4 A. Craig	2	1
4 M. Fagerson	9	1

PORTUGAL		
	Games	Total
1 N. Martins	6	4
2 D. Wallis de Carvalho	5	3
3 J. Madeira	5	2
3 M. Belo	5	2
5 S. Cerqueira	1	1
5 L. Begic	8	1
5 D. Torgal	5	1
5 M. Picao	1	1

LINEOUT THROWS WON

SCOTLAND		
	Games	Total
1 E. Ashman	9	53
2 G. Turner	5	31
3 D. Richardson	4	24
4 P. Harrison	2	10
5 R. Smith	2	9

PORTUGAL		
	Games	Total
1 L. Begic	8	89
2 P. Vicente	7	9
3 P. Santiago Lopes	1	3
4 R. Marta	4	2
4 M. Cardoso Pinto	7	2
4 H. Gomes Camacho	8	2

PLAYER COMPARISON - TACKLES

2024 INTERNATIONALS

SUCCESSFUL TACKLES							
SCOTLAND			PORTUGAL				
		Games	Total				
1	R. Darge	9	132	1	L. Begic	8	83
2	P. Schoeman	10	103	2	N. Martins	6	79
3	S. Cummings	8	95	3	T. Appleton	8	71
4	J. Dempsey	7	87	4	J. Madeira	5	66
4	M. Fagerson	9	87	5	A. Santos	6	63

DOMINANT TACKLES							
SCOTLAND			PORTUGAL				
		Games	Total				
1	R. Darge	9	17	1	L. Begic	8	9
2	P. Schoeman	10	15	2	N. Martins	6	6
3	S. Cummings	8	10	3	J. Madeira	5	4
4	J. Dempsey	7	9	4	J. Lima	7	3
5	M. Fagerson	9	7	4	P. Bettencourt	2	3
5	E. Ashman	9	7	4	J. Granate	7	3
				4	A. Prim	4	3
				4	A. Santos	6	3
				4	D. Pinheiro Ruiz	7	3

TURNOVERS WON							
SCOTLAND			PORTUGAL				
		Games	Total				
1	S. Cummings	8	5	1	N. Martins	6	7
1	M. Fagerson	9	5	2	V. Baptista	7	5
3	R. Darge	9	4	3	D. Wallis de Carvalho	5	4
3	A. Onyeama-Christie	4	4	4	J. Lima	7	3
3	E. Ashman	9	4	4	M. Belo	5	3
				4	A. Santos	6	3

PLAYER COMPARISON - DISCIPLINE

2024 INTERNATIONALS

PENS CONCEDED

SCOTLAND			PORTUGAL		
	Games	Total		Games	Total
1 Z. Fagerson	7	10	1 A. da Cunha	6	7
2 P. Schoeman	10	8	2 J. Madeira	5	6
3 D. van der Merwe	9	7	3 M. Belo	5	5
3 G. Brown	4	7	3 A. Santos	6	5
5 S. Cummings	8	6	3 V. Baptista	7	5
5 E. Ashman	9	6			

YELLOW CARDS

SCOTLAND			PORTUGAL		
	Games	Total		Games	Total
1 E. Ashman	9	2	1 J. Madeira	5	1
2 D. van der Merwe	9	1	1 A. da Cunha	6	1
2 G. Turner	5	1	1 D. Torgal	5	1
2 S. Tuipulotu	7	1	1 M. Belo	5	1
			1 V. Baptista	7	1

RED CARDS

SCOTLAND			PORTUGAL		
	Games	Total		Games	Total
1 S. Cummings	8	1	1 D. Wallis de Carvalho	5	1