

Insights by **Sage**



PREVIEW REPORT

SCOTLAND - AUSTRALIA

2024 AUTUMN NATIONS SERIES

ROUND 4

24/11/2024



SCOTLAND



Wallabies



SCOTLAND vs AUSTRALIA

2024 AUTUMN NATIONS SERIES



OPTA FACTS

- Scotland have won three of their last four matches against Australia (L1), although their solitary defeat in that run came in their most recent meeting (15-16 in October 2022); eight of the last nine Tests between Scotland and the Wallabies have been decided by margins of six points or fewer, including four by a single point.
- Scotland have won six of their last seven Test matches (L1) with each of those victories coming by margins of 12+ points, however, they have conceded over 20 points in each of their last two games after conceding fewer than 20 in their previous six.
- Scotland have won seven of their last nine Tests at Scottish Gas Murrayfield (L2), scoring 59 points in their most recent fixture (59-21 v Portugal), their highest tally in Edinburgh since a 60-14 win over Tonga in October 2021 – three of Scotland's last six home wins have come despite trailing at half-time.
- Australia have won each of their last two Test matches after losing three in a row previously – their most recent win came by 32 points (52-20 v Wales), their biggest against any European side since a 68-22 victory against Russia at the 2011 Rugby World Cup.
- Gregor Townsend (Scotland) and Joe Schmidt (Australia) are set to face each other as head coaches for the fourth time in Test rugby and the first time since the 2019 Rugby World Cup when Schmidt was in charge of Ireland and oversaw a 27-3 victory – overall, Schmidt has won each of his three Tests against Townsend by an aggregate score of 77-24.
- Scotland have the highest tackle success rate of any nation in men's Tier 1 rugby in 2024 (90%) and rank joint-second for turnover-winning tackles per game this year (3.0), alongside Australia and England, and only behind Italy (3.2).
- Scotland retained possession from 99% of their rucks against Portugal last weekend, the highest rate by any team in an Autumn Nations Series fixture this year, while Australia completed 72% of their rucks in under three seconds against Wales, also a series-high.
- Among the 146 players to have attempted 50+ tackles for a men's Tier 1 nation this year, Scotland's Grant Gilchrist is the only one with a 100% success rate (64/64), while teammate Ewan Ashman has the joint-third highest rate (96.8%, also Dewi Lake), just behind Australia's Carlo Tizzano, who has the second highest (98.7%).
- Australia's Tom Wright has gained 781 metres from his 100 carries for Australia in 2024, the most of any player for a men's Tier 1 nation this year – Wright gained 243 metres against Wales last Sunday, the most by any player against a Tier 1 nation since Ireland's Jordan Larmour v Italy in November 2018 (245).
- James Slipper could win his 143rd cap for Australia in this match and move past Sergio Parisse has the fourth most capped player in men's Test history, behind only Alun Wyn Jones (171), Sam Whitelock (153) and Richie McCaw (148); Scotland's Matt Fagerson could win his 50th cap in this fixture.

MATCH SQUADS

2024 AUTUMN NATIONS SERIES

Scotland	#	Australia
Blair Kinghorn	15	Tom Wright
Darcy Graham	14	Andrew Kellaway
Huw Jones	13	Joseph-Aukuso Suaalii
Sione Tuipulotu	12	Len Ikitau
Duhan van der Merwe	11	Harry Potter
Finn Russell	10	Noah Lolesio
Ben White	9	Jake Gordon
Pierre Schoeman	1	Angus Bell
Ewan Ashman	2	Matt Faessler
Zander Fagerson	3	Allan Alaalatoa
Grant Gilchrist	4	Jeremy Williams
Scott Cummings	5	Will Skelton
Jamie Ritchie	6	Rob Valetini
Rory Darge	7	Carlo Tizzano
Matt Fagerson	8	Harry Wilson
Dylan Richardson	16	Brandon Paenga-Amosa
Rory Sutherland	17	Isaac Kailea
Will Hurd	18	Zane Nonggorr
Alex Craig	19	Lukhan Salakaia-Loto
Josh Bayliss	20	Langi Gleeson
George Horne	21	Tate McDermott
Tom Jordan	22	Ben Donaldson
Kyle Rowe	23	Max Jorgensen



SCOTLAND MATCH SQUAD DETAILS

2024 AUTUMN NATIONS SERIES

#	Player	Age	Height	Weight	Caps	Points	Tries
15	Blair Kinghorn	27	190	101	54	128	14
14	Darcy Graham	27	177	84	41	145	29
13	Huw Jones	30	185	102	52	95	19
12	Sione Tuipulotu	27	178	103	29	10	2
11	Duhan van der Merwe	29	193	106	43	145	29
10	Finn Russell	32	182	93	81	397	8
9	Ben White	19	182	110	23	20	4
1	Pierre Schoeman	30	185	118	36	30	6
2	Ewan Ashman	24	186	113	21	40	8
3	Zander Fagerson	28	189	126	69	15	3
4	Grant Gilchrist	34	202	117	74	5	1
5	Scott Cummings	27	198	115	41	10	2
6	Jamie Ritchie	28	193	109	53	5	1
7	Rory Darge	24	185	98	24	25	5
8	Matt Fagerson	26	185	110	49	20	4
16	Dylan Richardson	25	183	106	5	15	3
17	Rory Sutherland	32	183	110	36	0	0
18	Will Hurd	25	186	121	3	5	1
19	Alex Craig	27	198	119	5	0	0
20	Josh Bayliss	27	190	106	9	20	4
21	George Horne	29	175	79	33	44	8
22	Tom Jordan	26	188	95	3	2	0
23	Kyle Rowe	26	183	88	9	15	3

AUSTRALIA MATCH SQUAD DETAILS

2024 AUTUMN NATIONS SERIES

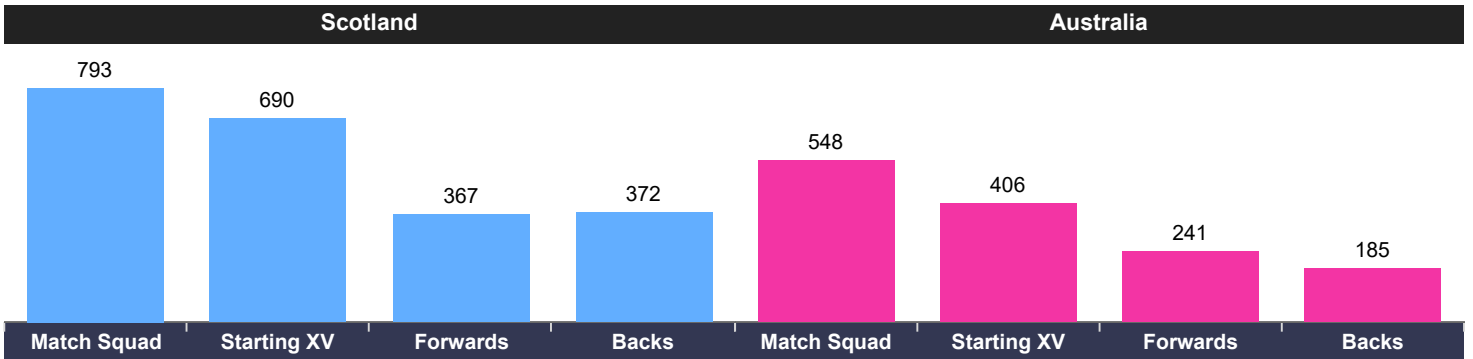


#	Player	Age	Height	Weight	Caps	Points	Tries
15	Tom Wright	27	187	98	35	50	10
14	Andrew Kellaway	29	183	94	37	65	13
13	Joseph-Aukuso Suaalii	21	196	98	2	0	0
12	Len Ikitau	26	182	96	37	30	6
11	Harry Potter	26	185	95	0	0	0
10	Noah Lolesio	24	181	89	27	205	2
9	Jake Gordon	31	185	87	27	15	3
1	Angus Bell	24	192	125	35	5	1
2	Matt Faessler	25	182	111	14	20	4
3	Allan Alaalatoa	30	185	123	78	5	1
4	Jeremy Williams	23	198	113	9	5	1
5	Will Skelton	32	203	135	31	10	2
6	Rob Valetini	26	193	117	50	25	5
7	Carlo Tizzano	24	180	98	4	5	1
8	Harry Wilson	25	195	115	20	5	1
16	Brandon Paenga-Amosa	28	183	117	18	5	1
17	Isaac Kailea	24	190	129	5	5	1
18	Zane Nonggorr	23	186	129	9	0	0
19	Lukhan Salakaia-Loto	28	201	124	39	10	2
20	Langi Gleeson	23	188	110	12	0	0
21	Tate McDermott	26	176	84	39	15	3
22	Ben Donaldson	25	185	86	15	83	2
23	Max Jorgensen	20	181	88	5	5	1

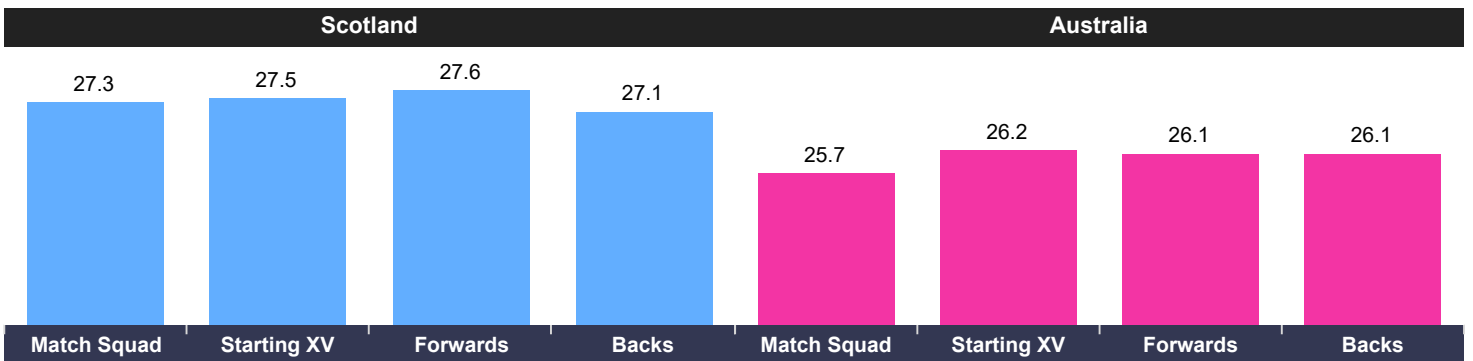
MATCH SQUAD - SQUAD COMPARISON

2024 AUTUMN NATIONS SERIES

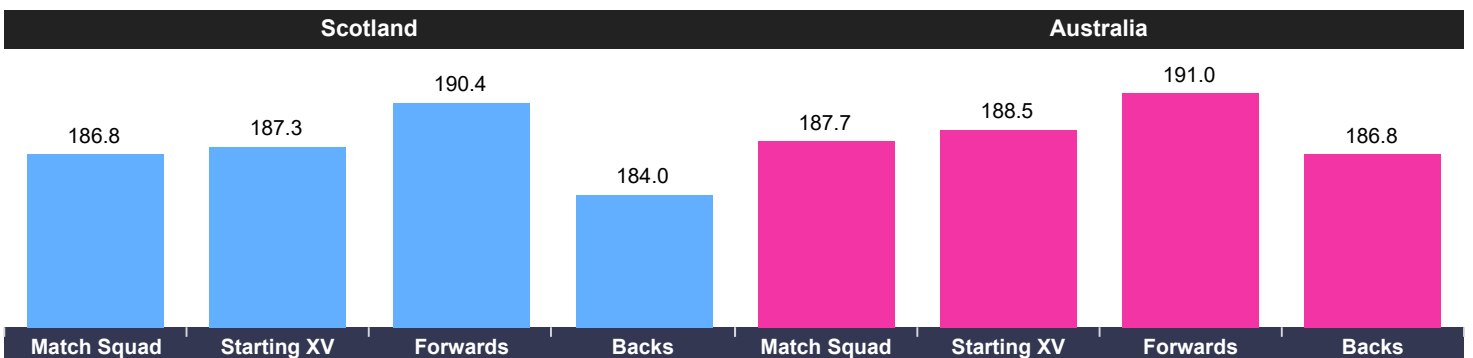
CAPS - TOTAL



AGE - AVERAGES



HEIGHT - AVERAGES



WEIGHT - AVERAGES



LAST MATCH DETAILS

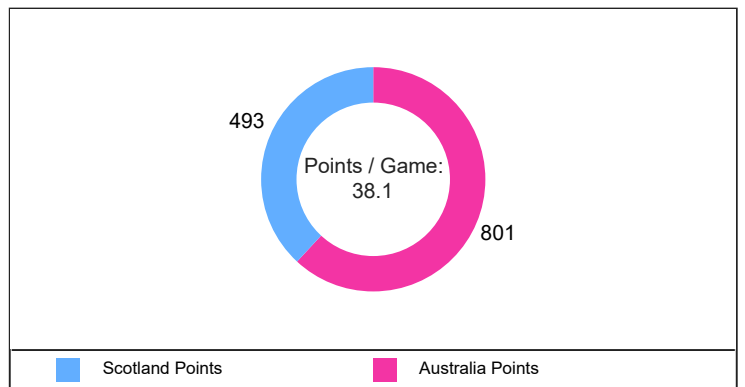
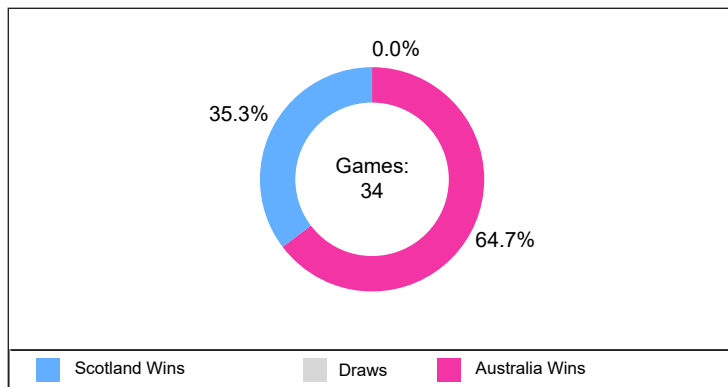
SCOTLAND		Autumn Nations Series v Portugal (16/11/2024) 59-21 (W)						
#	Player	Minutes	Points	Tries	Ball Carries	Kicks	Tackles	Cards
15	Tom Jordan	80	2	0	13	2	2	0
14	Darcy Graham	80	5	1	10	1	8	0
13	Rory Hutchinson	58	0	0	8	2	10	0
12	Stafford McDowall	80	5	1	7	6	7	0
11	Arron Reed	80	10	2	12	0	7	0
10	Adam Hastings	65	10	0	4	3	5	0
9	George Horne	58	0	0	2	6	7	0
1	Jamie Bhatti	50	5	1	7	0	7	0
2	Patrick Harrison	65	0	0	11	0	9	0
3	Will Hurd	50	5	1	5	0	6	0
4	Alex Craig	62	0	0	7	0	10	0
5	Alex Samuel	68	0	0	9	0	6	0
6	Luke Crosbie	80	0	0	8	0	18	0
7	Ben Muncaster	65	0	0	7	0	9	0
8	Josh Bayliss	80	5	1	12	0	8	0
16	Johnny Matthews	15	0	0	1	0	3	0
17	Rory Sutherland	30	0	0	1	0	5	0
18	Elliot Millar Mills	30	0	0	1	0	10	0
19	Ewan Johnson	30	0	0	1	0	5	0
20	Freddy Douglas	15	0	0	0	0	8	0
21	Jamie Dobie	22	5	1	2	0	4	0
22	Matt Currie	22	0	0	1	0	8	0
23	Kyle Rowe	15	0	0	1	0	2	0
Team Total		-	52	8	130	20	164	0

AUSTRALIA		Autumn Nations Series v Wales (17/11/2024) 20-52 (W)						
#	Player	Minutes	Points	Tries	Ball Carries	Kicks	Tackles	Cards
15	Tom Wright	80	15	3	12	3	4	0
14	Andrew Kellaway	80	0	0	13	2	11	0
13	Len Ikitau	80	5	1	12	3	5	0
12	Samu Kerevi	41	0	0	15	0	6	1
11	Max Jorgensen	75	0	0	6	1	9	0
10	Noah Lolesio	80	12	0	11	8	3	0
9	Nic White	46	0	0	3	5	4	0
1	Angus Bell	59	0	0	17	0	6	0
2	Matt Faessler	59	15	3	11	0	12	0
3	Allan Alaalatoa	61	0	0	4	0	11	0
4	Nick Frost	80	5	1	7	0	16	0
5	Will Skelton	55	0	0	10	0	7	0
6	Seru Uru	59	0	0	11	0	10	0
7	Fraser McReight	80	0	0	5	0	22	0
8	Rob Valetini	80	0	0	11	0	9	0
16	Brandon Paenga-Amosa	21	0	0	2	0	2	0
17	James Slipper	21	0	0	3	0	4	0
18	Zane Nonggorr	19	0	0	3	0	7	0
19	Lukhan Salakaia-Loto	25	0	0	2	0	6	0
20	Langi Gleeson	21	0	0	3	0	4	0
21	Tate McDermott	34	0	0	2	5	4	0
22	Ben Donaldson	5	0	0	0	0	0	0
23	Joseph-Aukuso Suaalii	18	0	0	2	0	4	0
Team Total		-	52	8	165	27	166	1

HEAD TO HEAD

All Time

	Games	Scotland Wins	Draws	Australia Wins
Overall:	34	12	0	22
Scotland at Home:	21	9	0	12
Australia at Home:	12	3	0	9
Neutral Venue:	1	0	0	1



LAST 10 MEETINGS

Year	Date	Team	Score	Opposition	Venue	Winner
2021	07/11/2021	Scotland	15-13	Australia	Murrayfield	Scotland
2016	12/11/2016	Scotland	22-23	Australia	Murrayfield	Australia
2012	05/06/2012	Australia	6-9	Scotland	Newcastle (AUS)	Scotland
2004	06/11/2004	Scotland	14-31	Australia	Murrayfield	Australia
2003	08/11/2003	Australia	33-16	Scotland	Brisbane	Australia
2000	11/11/2000	Scotland	9-30	Australia	Murrayfield	Australia
1996	09/11/1996	Scotland	19-29	Australia	Murrayfield	Australia
1984	08/12/1984	Scotland	12-37	Australia	Murrayfield	Australia
1982	10/07/1982	Australia	33-9	Scotland	Sydney	Australia
1982	04/07/1982	Australia	7-12	Scotland	Brisbane	Scotland

RESULTS

Since 2023

SCOTLAND								
Date	Opponent	Comp	H/A	Result	F	A	TF	TA
04/02/2023	England	Six Nations	A	W	29	23	4	3
11/02/2023	Wales	Six Nations	H	W	35	7	5	1
26/02/2023	France	Six Nations	A	L	21	32	3	4
12/03/2023	Ireland	Six Nations	H	L	7	22	1	3
18/03/2023	Italy	Six Nations	H	W	26	14	4	1
29/07/2023	Italy	International	H	W	25	13	3	1
05/08/2023	France	International	H	W	25	21	3	3
12/08/2023	France	International	A	L	27	30	4	3
26/08/2023	Georgia	International	H	W	33	6	5	0
10/09/2023	South Africa	RWC	A	L	3	18	0	2
24/09/2023	Tonga	RWC	H	W	45	17	7	2
30/09/2023	Romania	RWC	H	W	84	0	12	0
07/10/2023	Ireland	RWC	A	L	14	36	2	6
03/02/2024	Wales	Six Nations	A	W	27	26	3	4
10/02/2024	France	Six Nations	H	L	16	20	1	2
24/02/2024	England	Six Nations	H	W	30	21	3	2
09/03/2024	Italy	Six Nations	A	L	29	31	4	3
16/03/2024	Ireland	Six Nations	A	L	13	17	1	2
06/07/2024	Canada	International	A	W	73	12	11	2
12/07/2024	USA	International	A	W	42	7	6	1
20/07/2024	Chile	International	A	W	52	11	8	1
27/07/2024	Uruguay	International	A	W	31	19	5	3
02/11/2024	Fiji	Autumn Nations Series	H	W	57	17	8	3
10/11/2024	South Africa	Autumn Nations Series	H	L	15	32	0	4
16/11/2024	Portugal	Autumn Nations Series	H	W	59	21	9	3
Average					34.6	19.0	4.6	2.3

AUSTRALIA								
Date	Opponent	Comp	H/A	Result	F	A	TF	TA
08/07/2023	South Africa	The Rugby Championship	A	L	12	43	2	6
15/07/2023	Argentina	The Rugby Championship	H	L	31	34	4	4
29/07/2023	New Zealand	The Rugby Championship	H	L	7	38	1	6
05/08/2023	New Zealand	International	A	L	20	23	2	2
27/08/2023	France	International	A	L	17	41	3	4
09/09/2023	Georgia	RWC	H	W	35	15	4	2
17/09/2023	Fiji	RWC	H	L	15	22	2	1
24/09/2023	Wales	RWC	A	L	6	40	0	3
01/10/2023	Portugal	RWC	H	W	34	14	5	2
06/07/2024	Wales	International	H	W	25	16	3	1
13/07/2024	Wales	International	H	W	36	28	4	4
20/07/2024	Georgia	International	H	W	40	29	6	4
10/08/2024	South Africa	The Rugby Championship	H	L	7	33	1	5
17/08/2024	South Africa	The Rugby Championship	H	L	12	30	0	4
31/08/2024	Argentina	The Rugby Championship	A	W	20	19	2	1
07/09/2024	Argentina	The Rugby Championship	A	L	27	67	3	9
21/09/2024	New Zealand	The Rugby Championship	H	L	28	31	4	4
28/09/2024	New Zealand	The Rugby Championship	A	L	13	33	1	5
09/11/2024	England	Autumn Nations Series	A	W	42	37	5	5
17/11/2024	Wales	Autumn Nations Series	A	W	52	20	8	2
Average					26.1	31.3	3.2	3.8

FORM - SCOTLAND

All Competitions

SCOTLAND						
Record	Date	Opponent	Comp	Score	Days Since	Games Since
Last Win	16/11/2024	Portugal	Autumn Nations Series	59-21	6	0
Last Loss	10/11/2024	South Africa	Autumn Nations Series	15-32	12	1
Last Home Win	16/11/2024	Portugal	Autumn Nations Series	59-21	6	0
Last Home Loss	10/11/2024	South Africa	Autumn Nations Series	15-32	12	1
Last Away Win	27/07/2024	Uruguay	International	31-19	118	3
Last Away Loss	16/03/2024	Ireland	Six Nations	13-17	251	7

AUSTRALIA						
Record	Date	Opponent	Comp	Score	Days Since	Games Since
Last Win	17/11/2024	Wales	Autumn Nations Series	52-20	5	0
Last Loss	28/09/2024	New Zealand	The Rugby Championship	13-33	55	2
Last Home Win	20/07/2024	Georgia	International	40-29	125	8
Last Home Loss	21/09/2024	New Zealand	The Rugby Championship	28-31	62	3
Last Away Win	17/11/2024	Wales	Autumn Nations Series	52-20	5	0
Last Away Loss	28/09/2024	New Zealand	The Rugby Championship	13-33	55	2

LAST MEETING - STATISTICS

Scotland 15-16 Australia (2022-10-29 - Autumn Nations Series)

Scotland	Australia	
2	Tries	1
1	Conversions	1
1	Penalty Goals	3
97	Ball Carries	83
2	Offloads	3
3	Line Breaks	2
20	Defenders Beaten	12
465	Carry Metres	480
126	Total Tackles	159
12	Missed Tackle	20
5	Turnovers Won	6
8	Turnover Conceded	10
12	Lineouts Won	15
3	Lineouts Lost	1
14	Total Penalties Conceded	15
24	Kicks in Play	24

#	Player	Minutes Played	Tries	Points	Ball Carries	Defenders Beaten	Tackles	Tackles - Success	Turnovers Won	Pens Conceded
15	Ollie Smith	80	1	5	13	7	2	0	0	0
14	Darcy Graham	74	0	0	5	1	1	1	0	0
13	Mark Bennett	80	0	0	5	2	4	3	0	0
12	Sione Tuipulotu	80	0	0	8	4	8	6	0	0
11	Duhan van der Merwe	80	0	0	3	1	2	2	0	0
10	Blair Kinghorn	80	1	10	7	2	12	11	0	0
9	Ali Price	67	0	0	2	0	3	3	0	0
1	Pierre Schoeman	60	0	0	13	0	9	9	2	3
2	Dave Cherry	60	0	0	2	0	10	7	1	1
3	Zander Fagerson	60	0	0	6	1	6	6	0	2
4	Sam Skinner	24	0	0	1	0	3	3	0	1
5	Grant Gilchrist	80	0	0	2	1	15	13	0	1
6	Jamie Ritchie	80	0	0	5	0	9	7	2	2
7	Hamish Watson	80	0	0	6	1	16	16	0	1
8	Matt Fagerson	60	0	0	7	0	7	7	0	0
16	George Turner	20	0	0	3	0	7	6	0	1
17	Jamie Bhatti	20	0	0	2	0	3	3	0	0
18	WP Nel	20	0	0	1	0	6	4	0	0
19	Glen Young	45	0	0	4	0	6	4	0	2
20	Jack Dempsey	20	0	0	1	0	3	3	0	0
21	George Horne	13	0	0	0	0	0	0	0	0
22	Ross Thompson	0	0	0	0	0	0	0	0	0
23	Damien Hoyland	6	0	0	1	0	0	0	0	0

#	Player	Minutes	Tries	Points	Ball Carries	Defenders Beaten	Tackles	Tackles - Success	Turnovers Won	Pens Conceded
15	Tom Banks	67	0	0	3	0	6	5	0	0
14	Andrew Kellaway	80	0	0	4	3	5	4	0	2
13	Len Ikitau	80	0	0	5	3	9	9	1	1
12	Hunter Paisami	80	0	0	7	1	9	6	0	3
11	Tom Wright	80	0	0	5	1	0	0	0	0
10	Bernard Foley	74	0	11	8	0	6	6	1	1
9	Tate McDermott	56	0	0	4	2	2	1	0	0
1	James Slipper	67	1	5	6	0	11	11	0	1
2	Dave Porecki	58	0	0	3	0	11	9	0	1
3	Allan Alaalatoa	40	0	0	5	0	11	11	0	1
4	Nick Frost	80	0	0	6	0	18	18	2	0
5	Cadeyrn Neville	62	0	0	2	0	14	10	1	0
6	Jed Holloway	80	0	0	4	0	9	6	0	1
7	Michael Hooper	80	0	0	4	0	16	15	0	1
8	Rob Valetini	74	0	0	9	0	16	14	0	0
16	Folau Fainga'a	22	0	0	1	0	2	2	0	0
17	Matt Gibbon	13	0	0	1	0	3	3	0	1
18	Taniela Tupou	40	0	0	4	2	6	3	1	2
19	Ned Hanigan	18	0	0	1	0	3	2	0	0
20	Langi Gleeson	6	0	0	0	0	0	0	0	0
21	Nic White	24	0	0	0	0	6	4	0	0
22	Noah Lolesio	6	0	0	1	0	0	0	0	0
23	Jock Campbell	13	0	0	0	0	0	0	0	0

TEAM ANALYSIS
2024 INTERNATIONALS

TEAM ANALYSIS - MATCH AVERAGES

2024 INTERNATIONALS

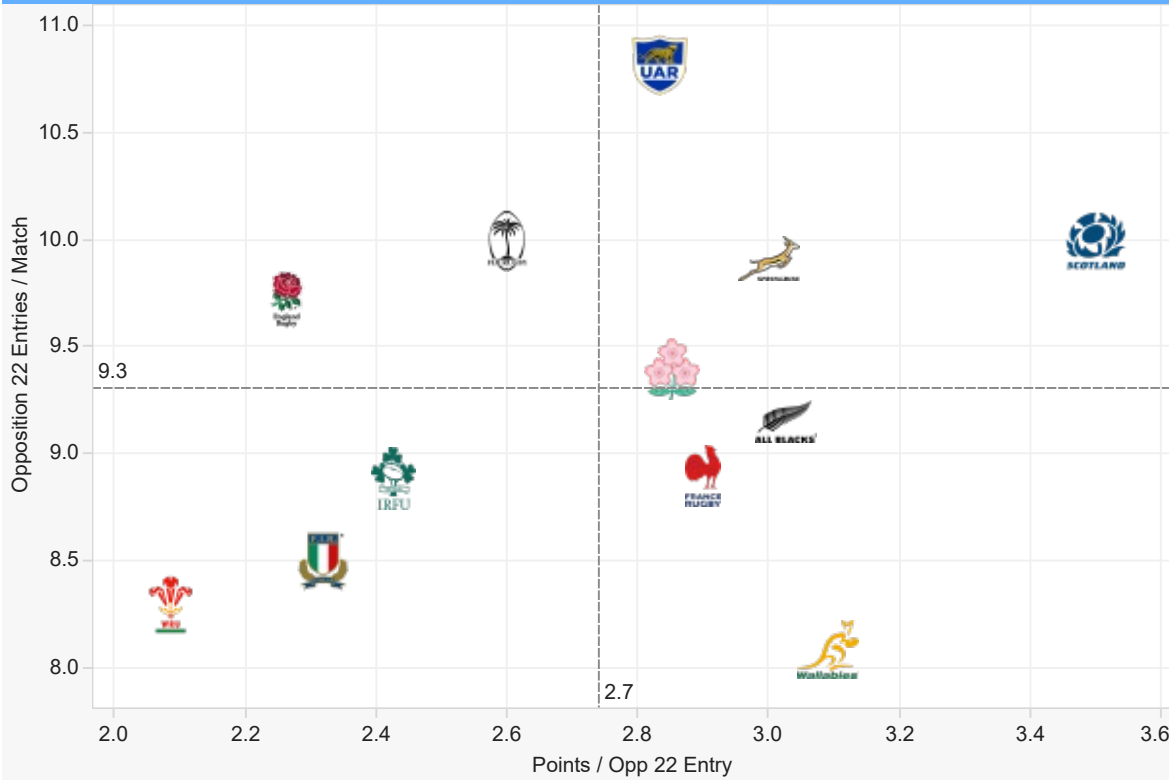
 SCOTLAND		 WOOLABIES
37.0	Points	27.5
4.9	Tries	3.4
86.7%	Goal Kicking %	83.1%
121.3	Carries	128.8
826.8	Carry Metres	781.9
10.0	Opposition 22 Entries	8.1
3.5	Points / Opp 22 Entry	3.1
8.0	Line Breaks	5.7
29.2	Defenders Beaten	21.5
9.0	Offloads	5.7
163.4	Passes	163.4
26.3	Kicks From Hand	24.4
159.9	Tackles	161.2
15.8	Missed Tackles	21.4
90.1%	Tackle %	86.7%
12.2	Dominant Tackles	7.7
11.0	Pens Conceded	10.6
0.4	Yellow Cards	0.5
1	Red Cards (Total)	2
4.7	Turnovers Won	5.5
11.7	Turnovers Conceded	11.5
84.8%	Lineout Success %	87.5%
90.0%	Scrum Success %	93.9%
96.5%	Ruck Success %	96.8%
38.5%	Gainline Forward %	47.7%

All stats are on a per match basis (unless stated otherwise)

TEAM ANALYSIS - 22 ENTRIES

2024 INTERNATIONALS

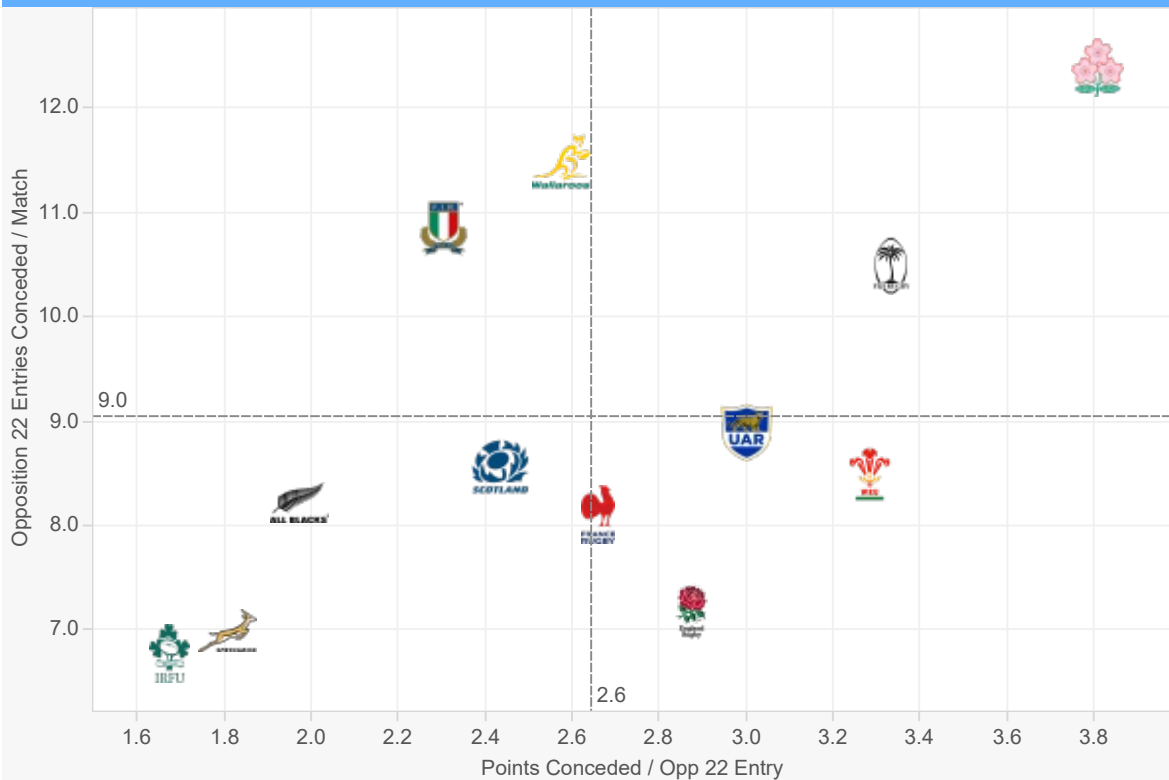
22 ENTRIES FOR



22 Entries / Match	
Argentina	10.8
Scotland	10.0
Fiji	10.0
South Africa	9.9
England	9.7
Japan	9.4
New Zealand	9.2
France	8.9
Ireland	8.9
Italy	8.5
Wales	8.3
Australia	8.1

Points / Entry	
Scotland	3.5
Australia	3.1
New Zealand	3.0
South Africa	3.0
France	2.9
Japan	2.9
Argentina	2.8
Fiji	2.6
Ireland	2.4
Italy	2.3
England	2.3
Wales	2.1

22 ENTRIES AGAINST



22 Entries Con. / Match	
Japan	12.4
Australia	11.5
Italy	10.9
Fiji	10.5
Argentina	8.9
Scotland	8.6
Wales	8.5
New Zealand	8.2
France	8.1
England	7.2
South Africa	7.0
Ireland	6.8

Points Con / Entry	
Japan	12.4
Fiji	10.5
Wales	8.5
Argentina	8.9
England	7.2
France	8.1
Australia	11.5
Scotland	8.6
Italy	10.9
New Zealand	8.2
South Africa	7.0
Ireland	6.8

TEAM ANALYSIS - POINTS & TRIES

2024 INTERNATIONALS

POINTS PER PERIOD

	SCORED					CONCEDED				
	Total	1'-20'	21'-HT	HT-60'	61'-80'	Total	1'-20'	21'-HT	HT-60'	61'-80'
Argentina	357	66	102	73	116	281	84	92	61	44
Australia	302	80	84	52	86	307	72	85	49	101
England	281	79	68	85	49	268	66	82	41	79
Fiji	255	52	54	80	69	133	48	24	21	40
France	306	71	79	84	72	202	44	50	46	62
Ireland	224	59	65	30	70	97	39	19	13	26
Italy	212	66	47	39	60	139	36	25	42	36
Japan	276	76	70	50	80	190	47	42	39	62
New Zealand	402	117	138	75	72	251	60	74	53	64
Scotland	437	109	125	82	121	259	61	67	71	60
South Africa	391	98	90	68	135	109	32	22	36	19
Wales	160	23	51	29	57	164	35	40	37	52
Total	3,603	896	973	747	987	2,901	753	764	601	783

TRIES PER PERIOD

	SCORED					CONCEDED				
	Total	1'-20'	21'-HT	HT-60'	61'-80'	Total	1'-20'	21'-HT	HT-60'	61'-80'
Argentina	46	7	14	9	16	34	11	11	6	6
Australia	37	9	9	7	12	39	9	10	6	14
England	33	9	7	11	6	30	8	8	5	9
Fiji	35	8	7	10	10	19	7	3	3	6
France	34	8	8	10	8	24	5	5	6	8
Ireland	27	6	7	4	10	12	6	1	1	4
Italy	23	8	3	5	7	10	2	1	4	3
Japan	37	10	9	7	11	25	6	5	5	9
New Zealand	49	16	18	8	7	36	8	12	7	9
Scotland	58	15	15	11	17	28	7	6	7	8
South Africa	48	14	11	5	18	15	5	2	5	3
Wales	20	2	6	4	8	20	4	5	5	6
Total	447	112	114	91	130	346	90	85	70	101

TRY ORIGIN

	SCORED									CONCEDED								
	Total	Counter Attack	Free Kick	Lineout	Penalty	Scrum	Start Half	Tap Penalty	Turnover	Total	Counter Attack	Free Kick	Lineout	Penalty	Scrum	Start Half	Tap Penalty	Turnover
Argentina	56	9	0	17	0	6	1	3	20	40	5	0	18	0	4	0	2	11
Australia	44	7	2	19	1	5	0	2	8	48	8	0	17	0	6	0	3	14
England	38	5	0	20	0	3	1	2	7	37	6	2	15	0	3	0	1	10
Fiji	39	4	1	13	0	9	0	2	10	21	1	1	11	1	4	0	0	3
France	43	9	1	10	0	9	0	2	12	28	3	0	16	0	4	1	0	4
Ireland	26	0	0	18	0	2	1	1	4	13	0	0	8	0	2	0	1	2
Italy	27	2	0	11	0	4	0	1	9	14	2	0	5	1	1	0	1	4
Japan	46	8	0	17	0	3	0	4	14	32	8	0	12	0	3	0	1	8
New Zealand	60	11	2	22	0	6	0	2	17	43	7	0	16	0	5	0	3	12
Scotland	70	11	0	32	1	5	0	2	19	32	4	0	15	0	5	0	1	7
South Africa	54	4	0	23	1	8	0	2	16	16	0	1	5	0	4	0	2	4
Wales	26	2	0	15	0	2	0	4	3	21	1	0	6	0	4	1	5	4
Total	529	72	6	217	3	62	3	27	139	407	52	5	170	3	53	3	22	99

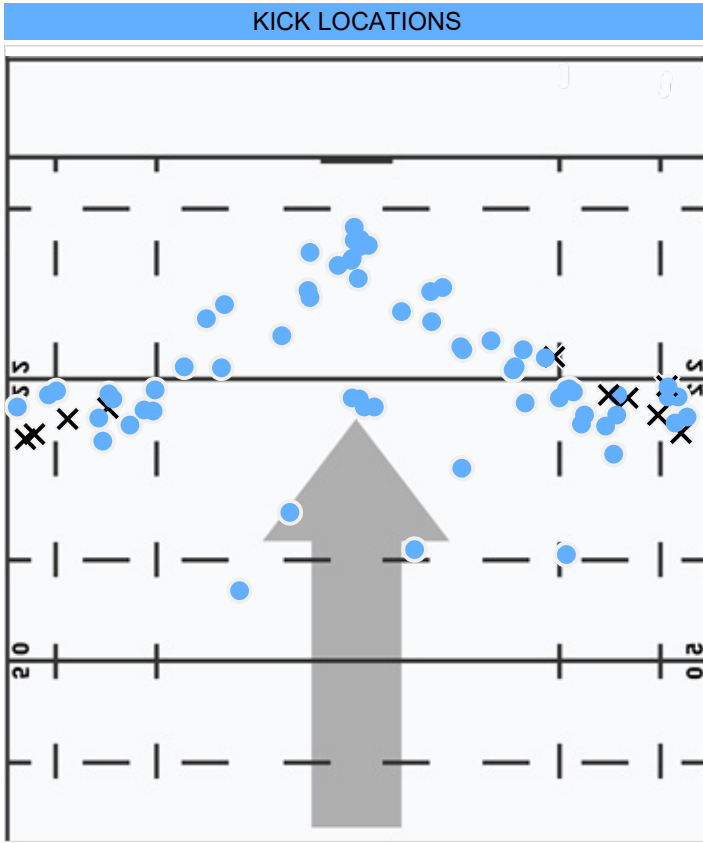
Max & Min values are highlighted per time-frame/phase/section



TEAM ANALYSIS
SCOTLAND - 2024 INTERNATIONALS

KICKING

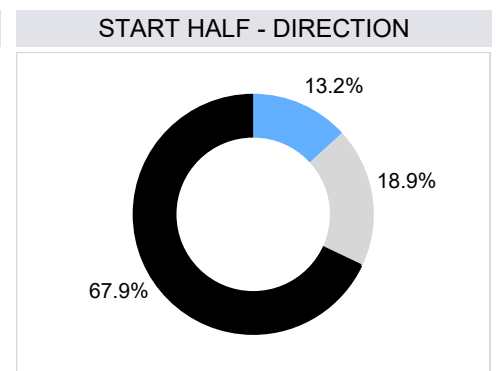
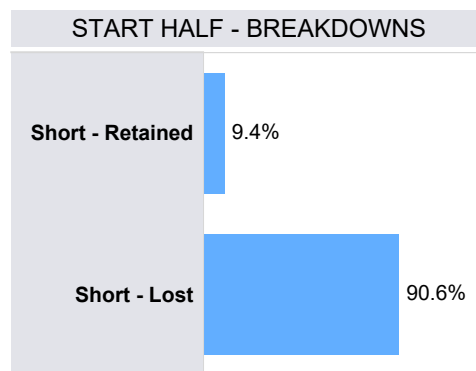
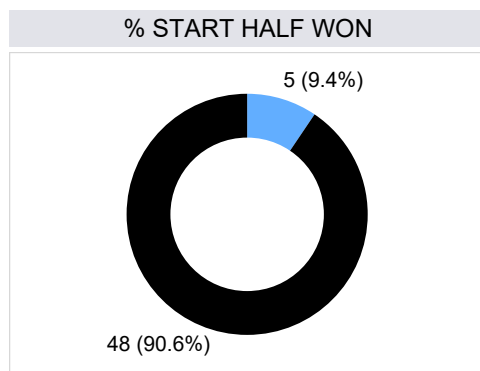
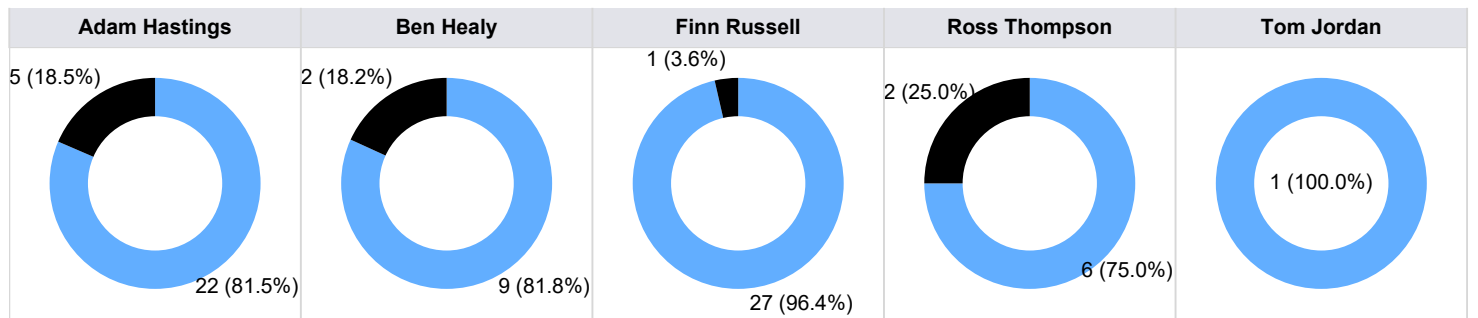
SCOTLAND - 2024 INTERNATIONALS



LAST 20 KICKS AT GOAL

Opponent	Min	Player	Pts Gained	Result
Portugal	5	Adam Hastings	-1.39	Conv Missed
	12	Adam Hastings	0.03	Conv Made
	35	Adam Hastings	0.08	Conv Made
	39	Adam Hastings	0.91	Conv Made
	45	Adam Hastings	-1.28	Conv Missed
	60	Adam Hastings	0.48	Conv Made
	63	Adam Hastings	0.46	Conv Made
South Africa	74	Tom Jordan	1.22	Conv Made
	17	Finn Russell	0.46	Pen Made
	22	Finn Russell	0.96	Pen Made
	33	Finn Russell	0.50	Pen Made
	44	Finn Russell	0.23	Pen Made
Fiji	61	Finn Russell	0.03	Pen Made
	10	Adam Hastings	0.10	Conv Made
	16	Adam Hastings	0.78	Conv Made
	19	Adam Hastings	-1.23	Conv Missed
	22	Adam Hastings	0.03	Conv Made
	37	Adam Hastings	0.40	Pen Made
	54	Adam Hastings	0.10	Conv Made
	63	Adam Hastings	0.22	Conv Made
Overall Points Gained			11.87	

KICKS AT GOAL



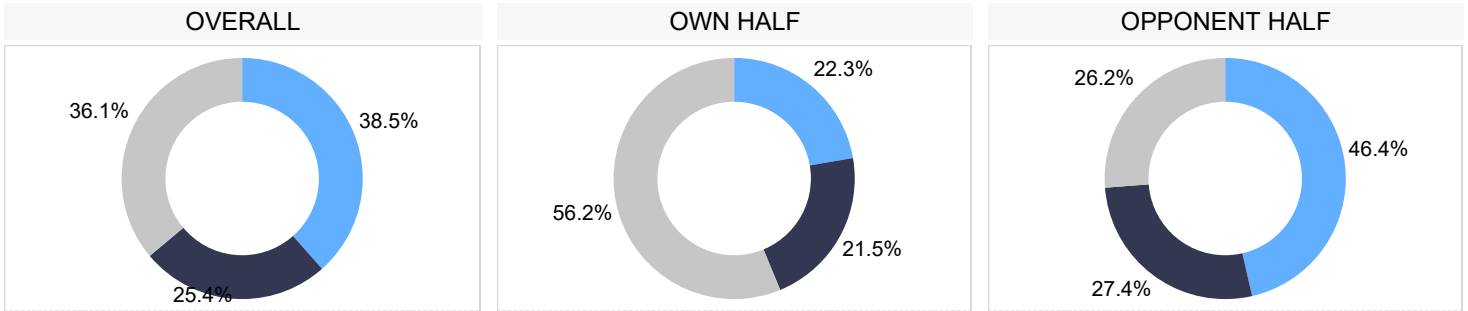
Won Lost

Right Split Left

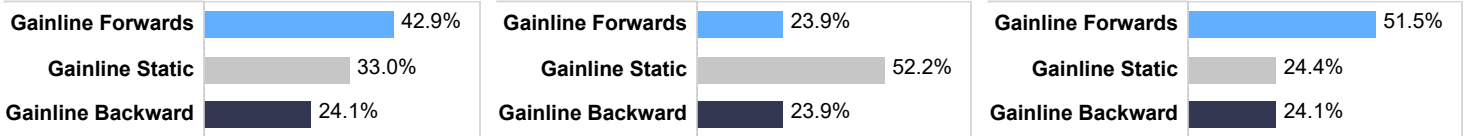
COLLISIONS

SCOTLAND - 2024 INTERNATIONALS

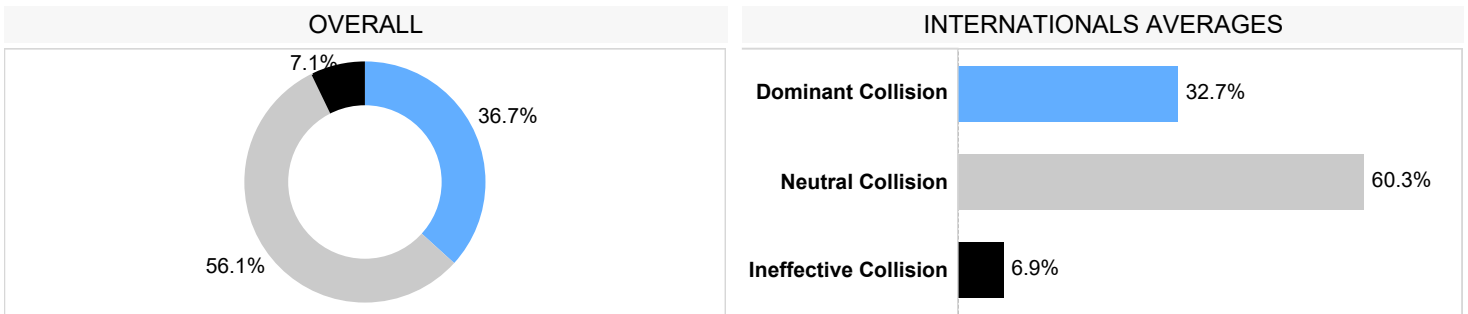
GAINLINE SUCCESS



INTERNATIONALS AVERAGES

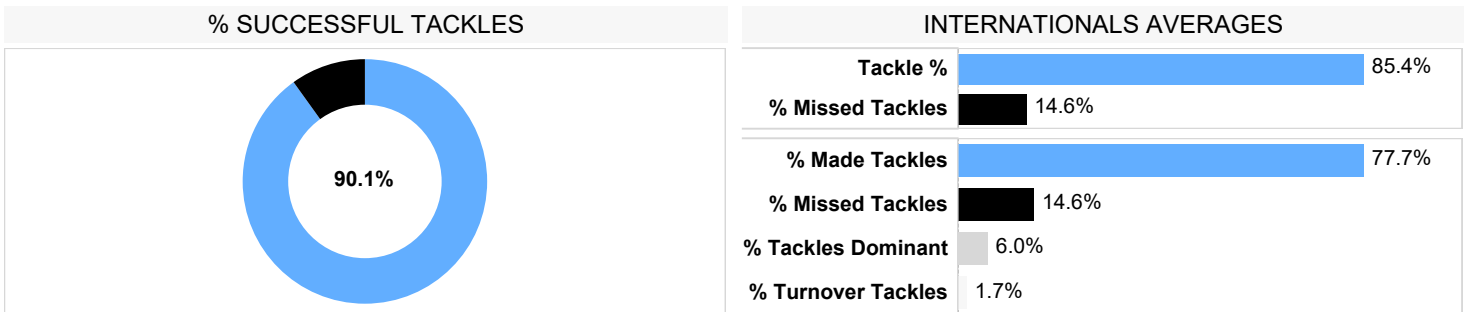


CARRIES INTO CONTACT*

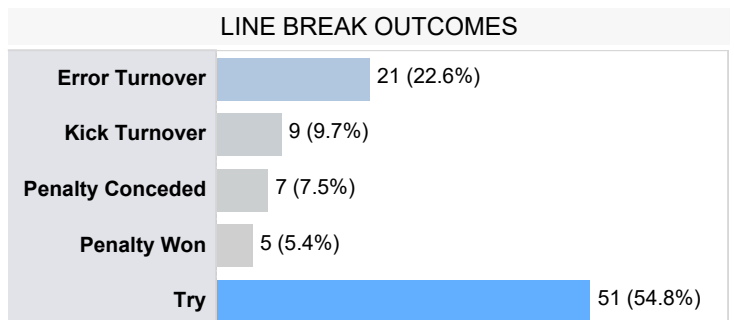


*dominance based on tackle outcome

TACKLES

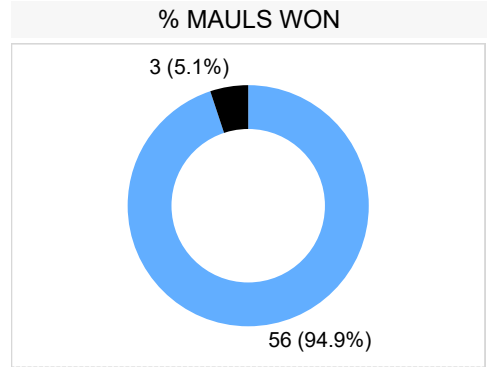
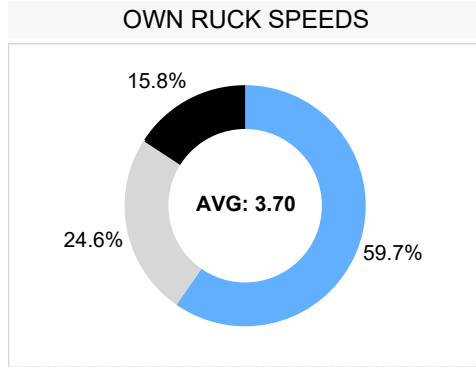
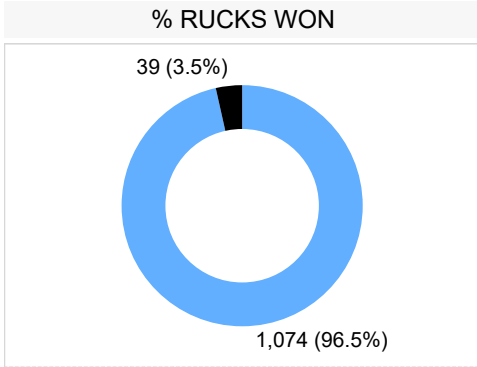


CARRIES & BREAKS	
Line Breaks	96
Line breaks / match	8.0
Defenders Beaten	350
Defenders Beaten / match	29.2
Ball Carries	1,456
Carries / Match	121.3

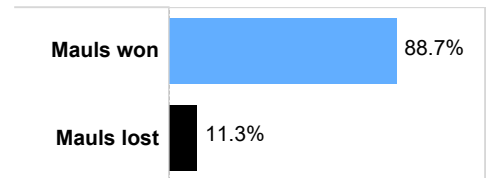
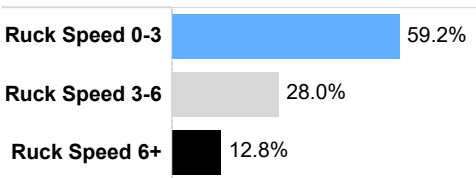
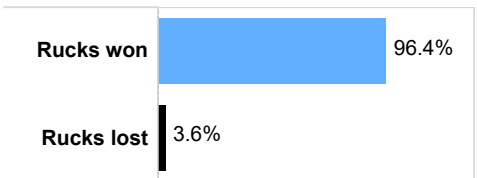


BREAKDOWN

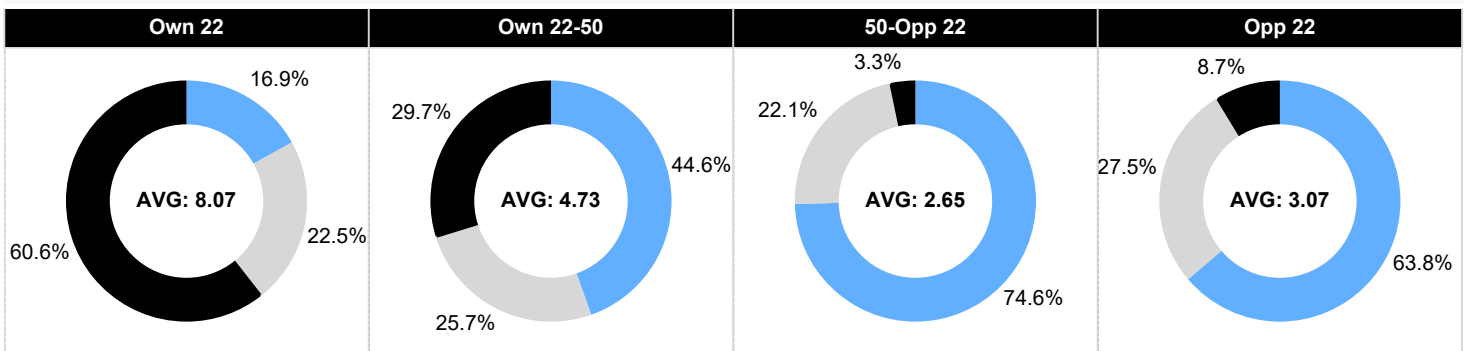
SCOTLAND - 2024 INTERNATIONALS



INTERNATIONALS AVERAGES



RUCK SPEEDS - LOCATIONS



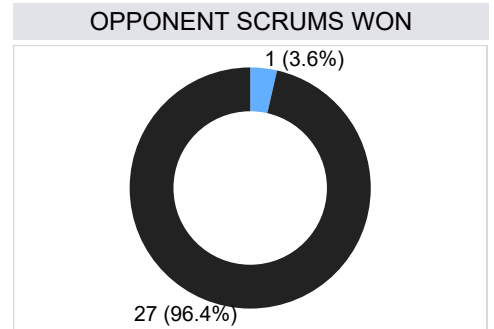
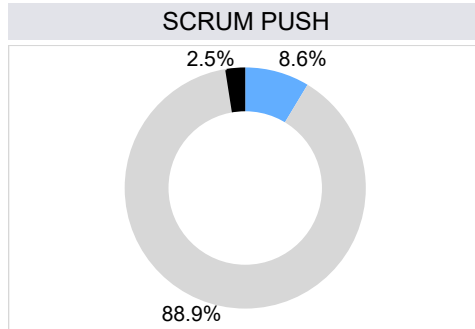
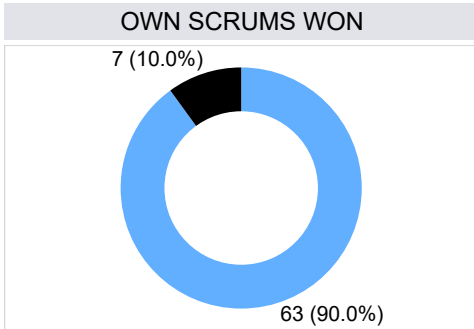
■ Ruck Speed 0-3 ■ Ruck Speed 3-6 ■ Ruck Speed 6+

Attacking Breakdown Arrivals		Defensive Breakdown Arrivals		Breakdown Steals				
1	Scott Cummings	171	1	Rory Darge	99	1	Matt Fagerson	4
2	Rory Darge	158	2	Zander Fagerson	59	2	Rory Darge	4
3	Zander Fagerson	144	3	Pierre Schoeman	45	3	Andy Onyeama-Christie	3
4	Pierre Schoeman	143	4	Matt Fagerson	40	4	Dylan Richardson	2
5	Grant Gilchrist	127	5	Scott Cummings	31	Team Total		30

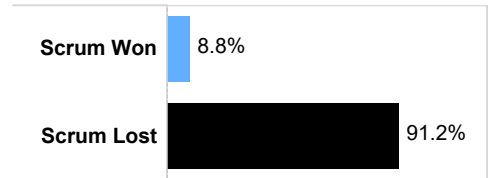
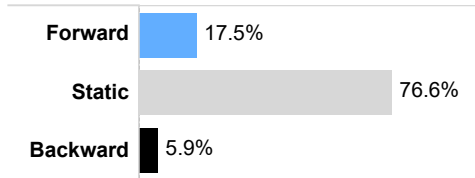
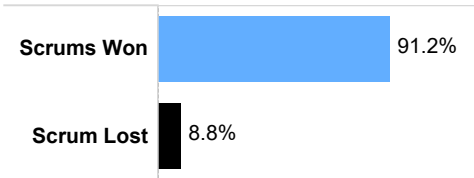
SET PIECE

SCOTLAND - 2024 INTERNATIONALS

SCRUMS



INTERNATIONALS AVERAGES



OWN SCRUMS

Scrum Won	Scrum Reset Retained	Scrum Lost
63	11	7

OPPONENT SCRUMS

Scrum Won	Scrum Reset Retained	Scrum Lost
1	3	27

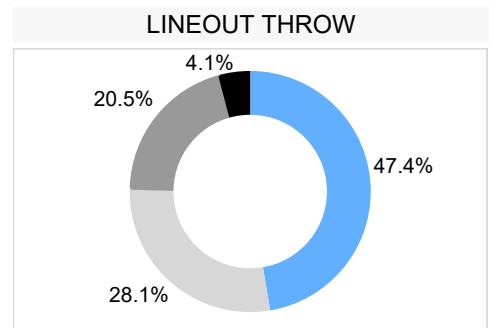
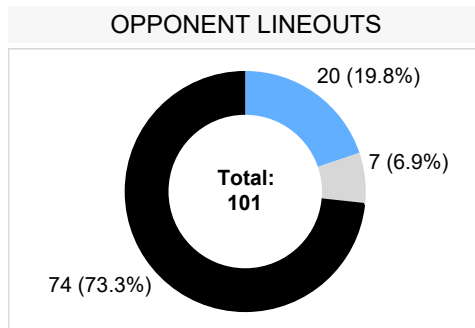
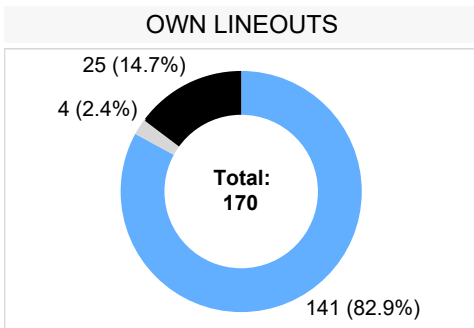
OWN SCRUMS WON

	Used	Penalty	Free Kick
Total	45	11	7
% of Total	71.4%	17.5%	11.1%

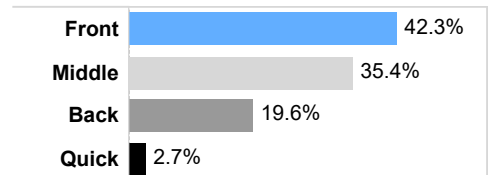
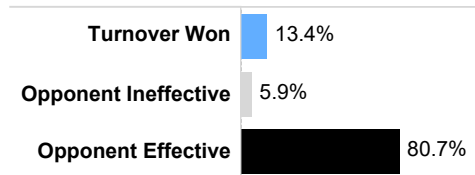
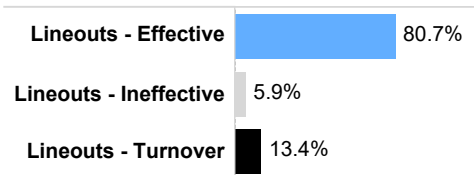
OPPONENT SCRUMS WON

	Used	Penalty	Free Kick
Total	1		
% of Total	100.0%		

LINEOUTS



INTERNATIONALS AVERAGES

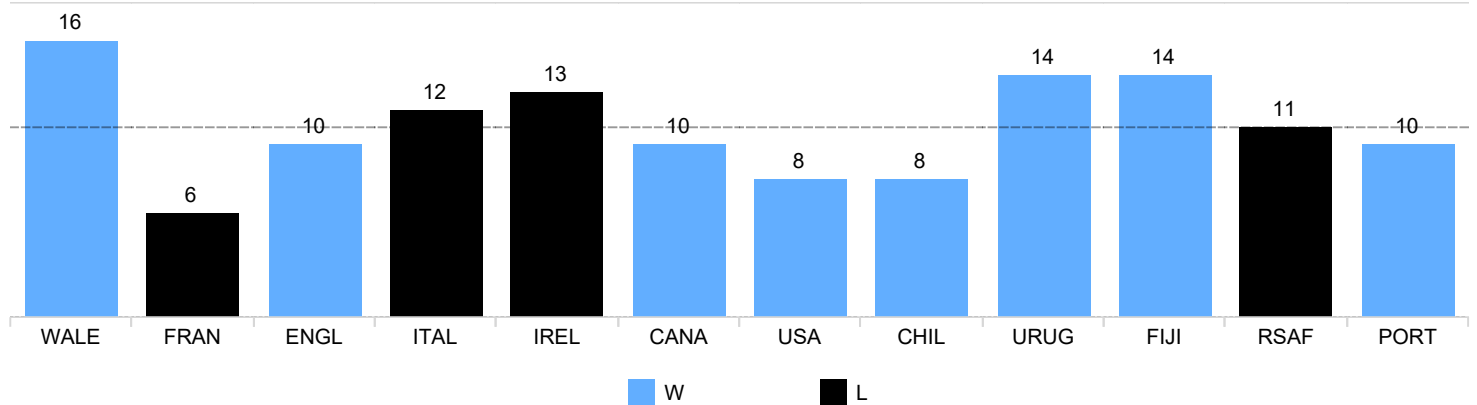


DISCIPLINE

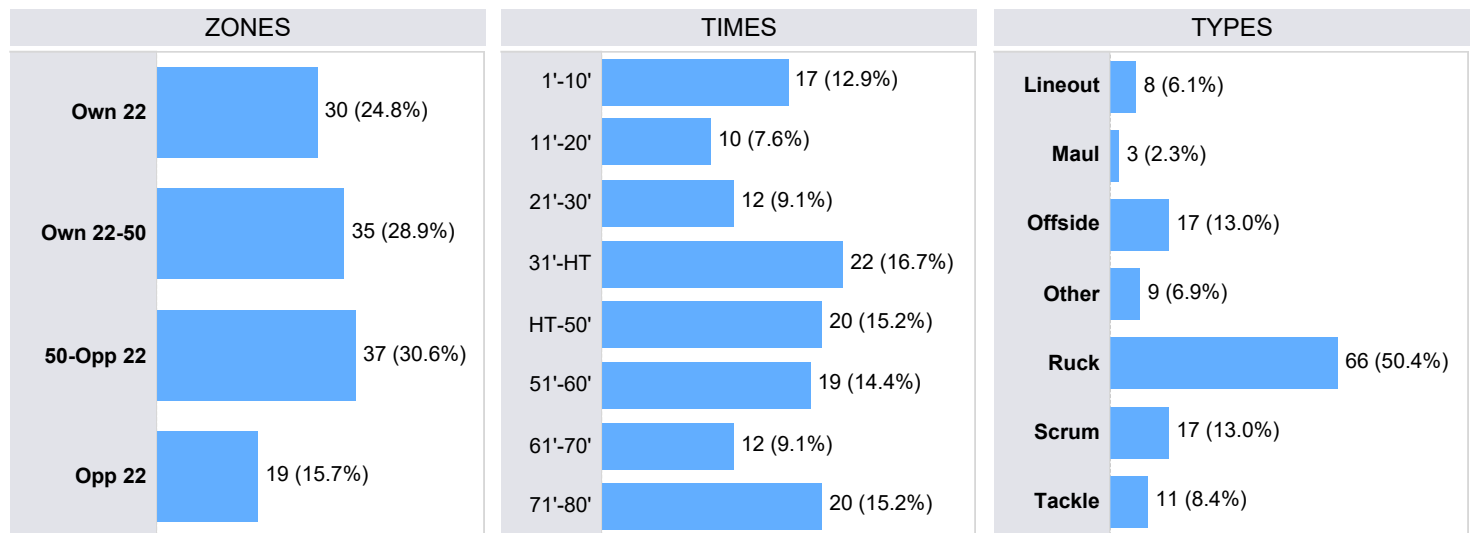
SCOTLAND - 2024 INTERNATIONALS

Statistic	Team	Year Average
Total penalties conceded / match	11.0	5.3
Yellow cards / match	0.4	0.4
Red cards / match	0.1	0.0

PENALTIES CONCEDED PER MATCH



PENALTIES & INFRINGEMENTS



PLAYER STATISTICS - PER 80 AVERAGES WITH A MINIMUM 240 MINUTES PLAYED

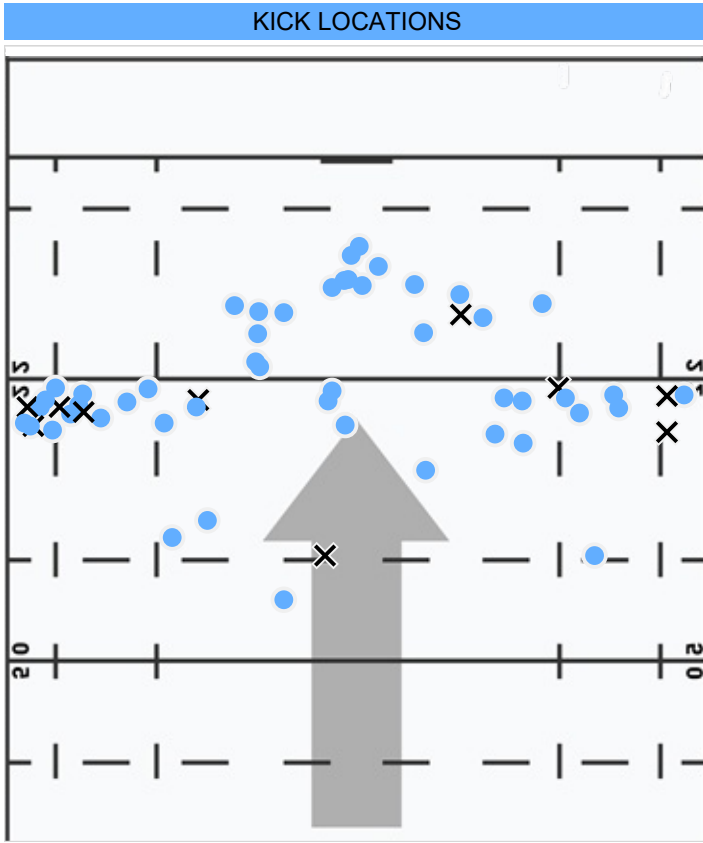
Total penalties conceded		Penalties conceded / 80 minutes		Yellow / Red cards		
1	Zander Fagerson	10	1.7	1	Ewan Ashman	2 / 0
2	Pierre Schoeman	8	1.4	2	Duhan van der Merwe	1 / 0
3	Duhan van der Merwe	7	1.2	3	George Turner	1 / 0
4	Gregor Brown	7	1.2	4	Scott Cummings	0 / 1
5	Elliot Millar Mills	6	1.1	5	Sione Tuipulotu	1 / 0



TEAM ANALYSIS
AUSTRALIA - 2024 INTERNATIONALS

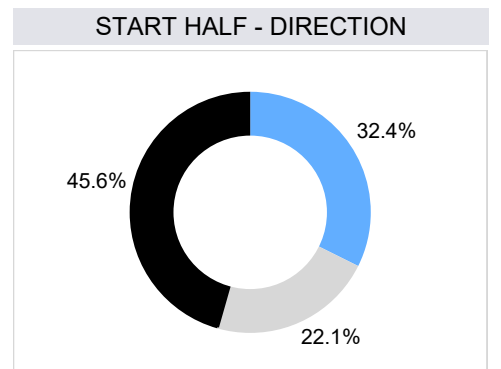
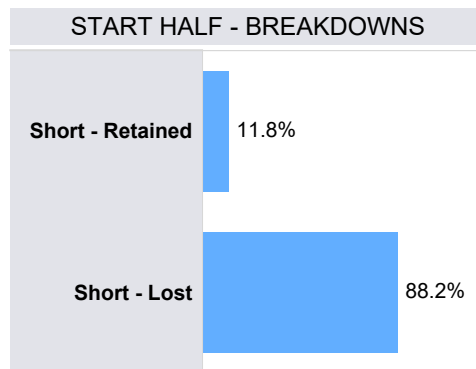
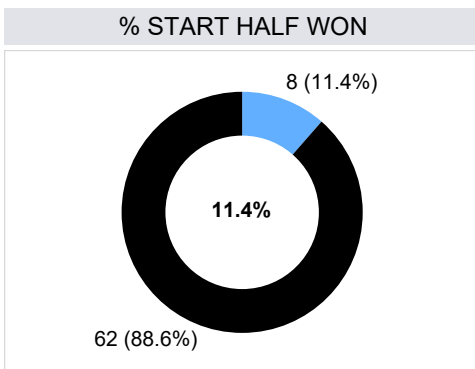
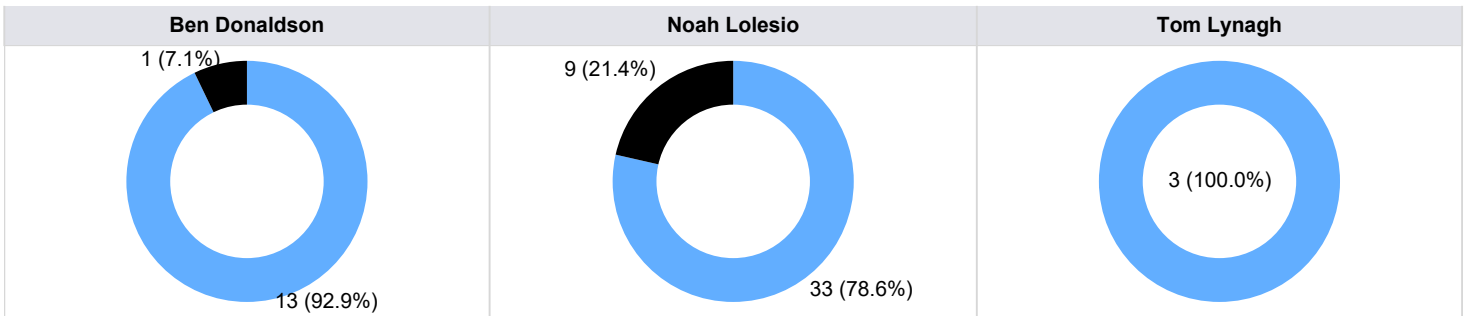
KICKING

AUSTRALIA - 2024 INTERNATIONALS



LAST 20 KICKS AT GOAL				
Opponent	Min	Player	Pts Gained	
Wales	14	Noah Lolesio	-1.05	Conv Missed
	17	Noah Lolesio	0.08	Conv Made
	23	Noah Lolesio	0.53	Conv Made
	48	Noah Lolesio	0.64	Conv Made
	53	Noah Lolesio	0.14	Conv Made
	61	Noah Lolesio	0.98	Conv Made
	76	Noah Lolesio	0.93	Conv Made
England	81	Noah Lolesio	-0.99	Conv Missed
	10	Noah Lolesio	0.90	Pen Made
	28	Noah Lolesio	1.03	Conv Made
	35	Noah Lolesio	0.68	Conv Made
	42	Noah Lolesio	0.08	Pen Made
	51	Noah Lolesio	-0.98	Conv Missed
	54	Noah Lolesio	0.15	Pen Made
New Zealand	76	Ben Donaldson	0.38	Conv Made
	85	Ben Donaldson	1.08	Conv Made
	9	Noah Lolesio	0.82	Conv Made
New Zealand	19	Noah Lolesio	0.51	Pen Made
	37	Noah Lolesio	0.04	Pen Made
	19	Noah Lolesio	0.08	Conv Made
Overall Points Gained			3.42	

KICKS AT GOAL



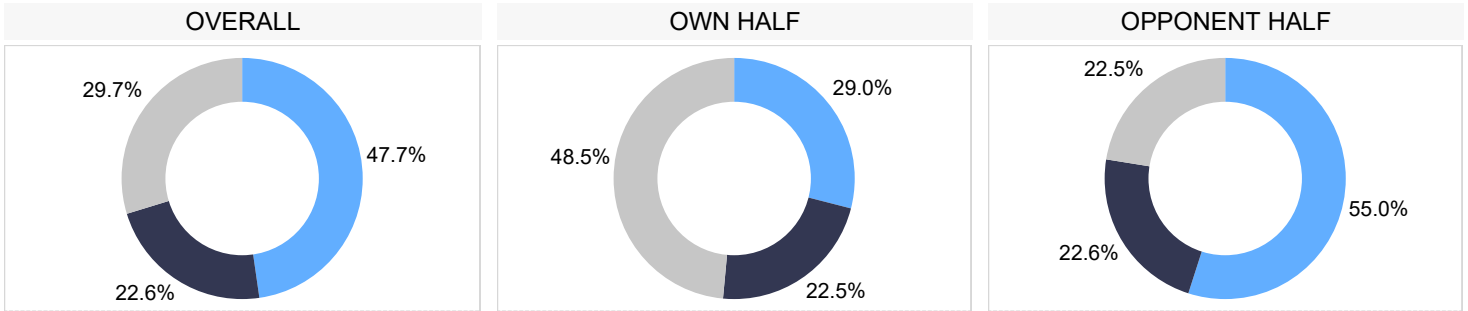
Won Lost

Right Split Left

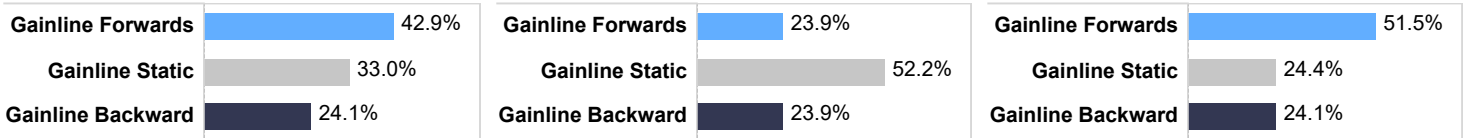
COLLISIONS

AUSTRALIA - 2024 INTERNATIONALS

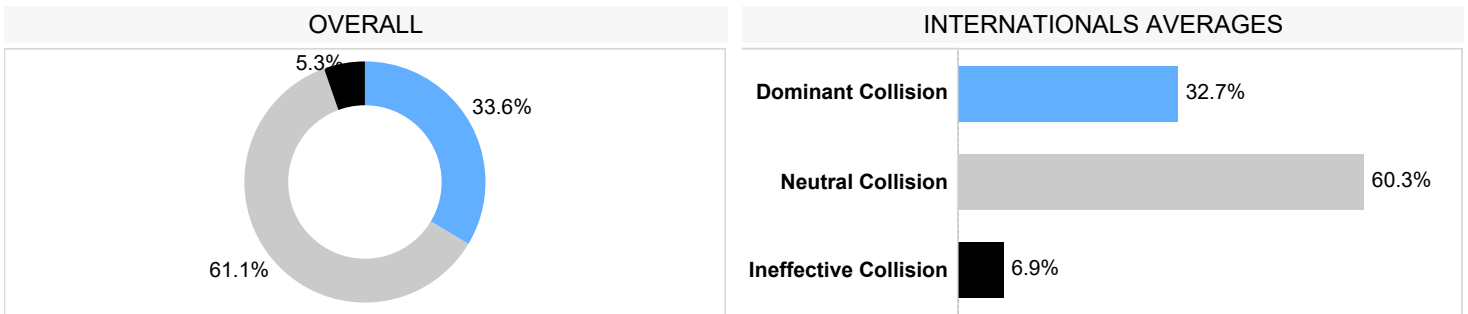
GAINLINE SUCCESS



CHAMPIONSHIP AVERAGES

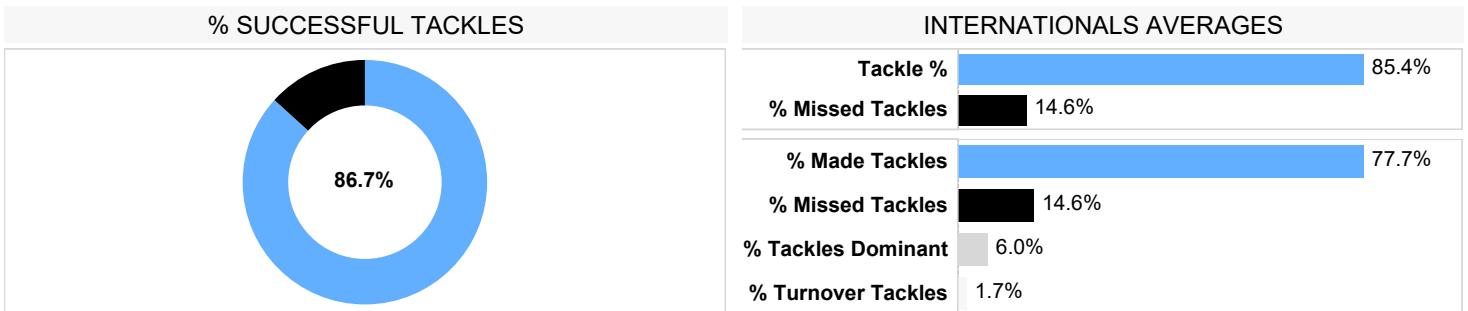


CARRIES INTO CONTACT*

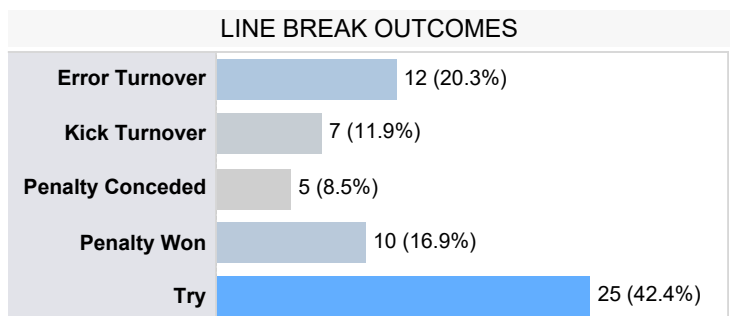


*dominance based on tackle outcome

TACKLES

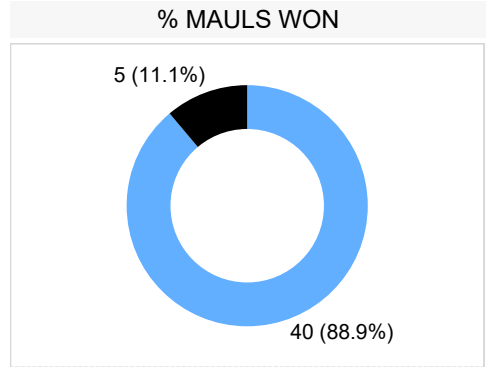
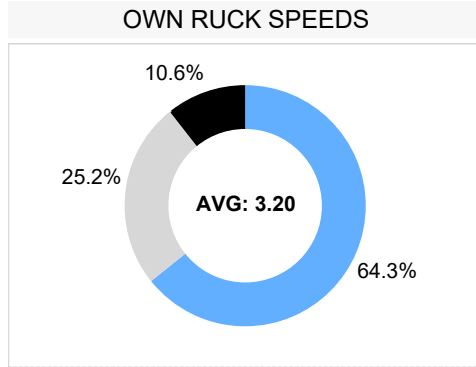
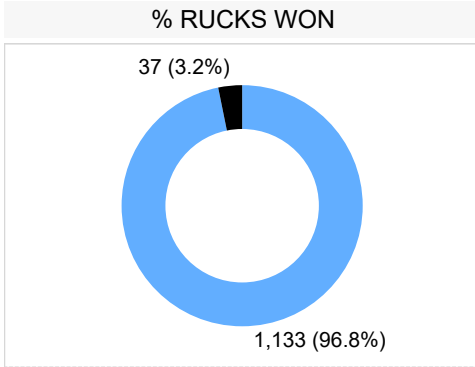


CARRIES & BREAKS	
Line Breaks	63
Line breaks / match	5.7
Defenders Beaten	236
Defenders Beaten / match	21.5
Ball Carries	1,417
Carries / Match	128.8

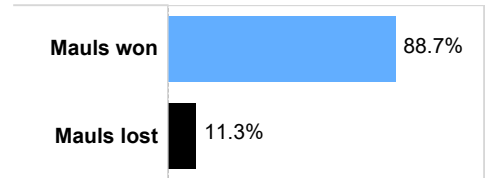
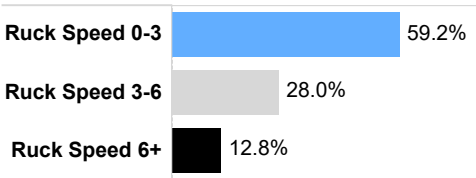
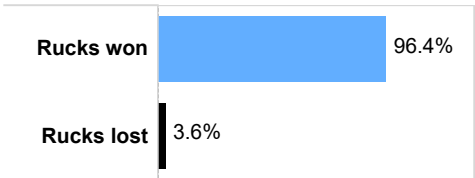


BREAKDOWN

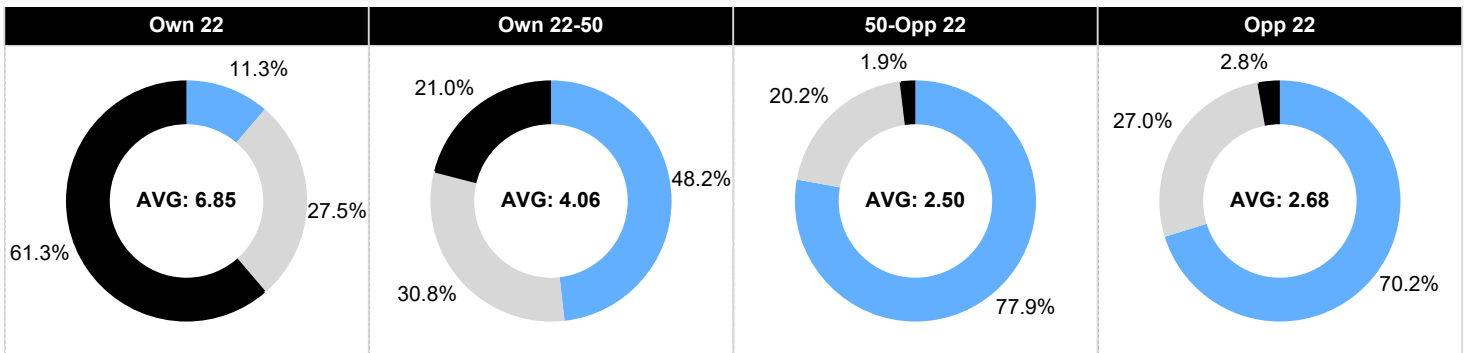
AUSTRALIA - 2024 INTERNATIONALS



INTERNATIONALS AVERAGES



RUCK SPEEDS - LOCATIONS



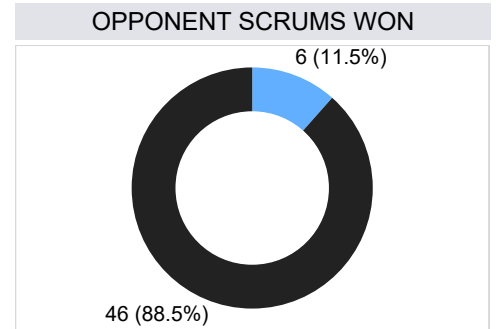
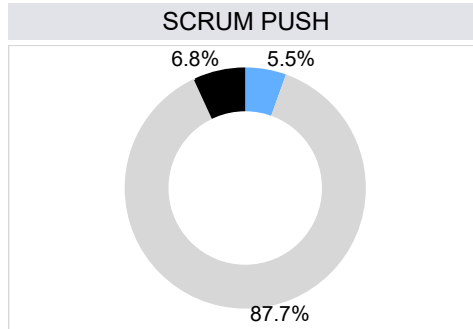
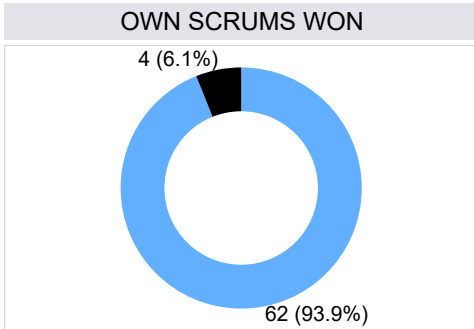
■ Ruck Speed 0-3
 ■ Ruck Speed 3-6
 ■ Ruck Speed 6+

Attacking Breakdown Arrivals			Defensive Breakdown Arrivals			Breakdown Steals		
1	Rob Valetini	197	1	Fraser McReight	76	1	Fraser McReight	6
2	Fraser McReight	184	2	Rob Valetini	64	2	Rob Valetini	5
3	Matt Faessler	183	3	Harry Wilson	31	3	Carlo Tizzano	3
4	Jeremy Williams	156	4	Matt Faessler	26	4	Taniela Tupou	3
5	Allan Alaalatoa	155	5	Carlo Tizzano	25	Team Total		35

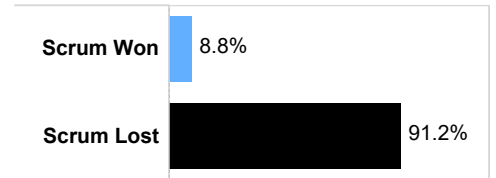
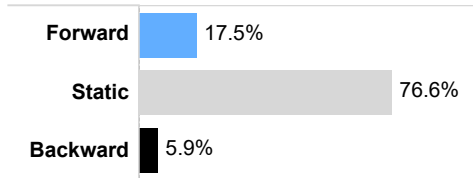
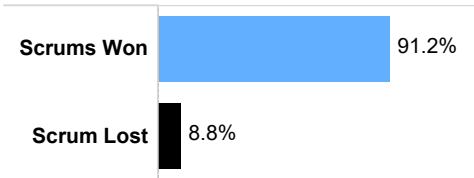
SET PIECE

AUSTRALIA - 2024 INTERNATIONALS

SCRUMS



INTERNATIONALS AVERAGES



OWN SCRUMS

Scrum Won	Scrum Reset Retained	Scrum Lost
62	7	4

OPPONENT SCRUMS

Scrum Won	Scrum Reset Retain..	Scrum Lost
6	7	46

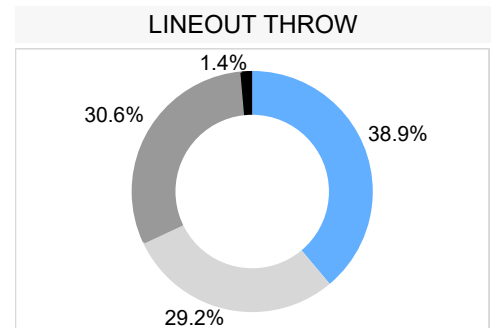
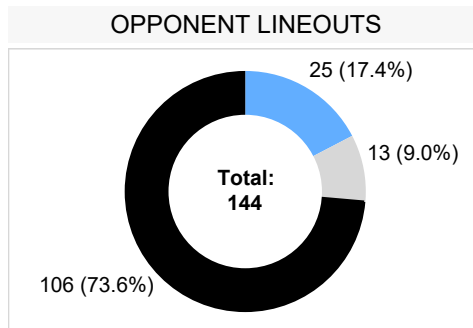
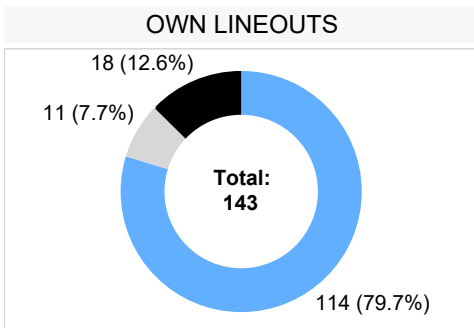
OWN SCRUMS WON

	Used	Penalty	Free Kick
Total	49	7	6
% of Total	79.0%	11.3%	9.7%

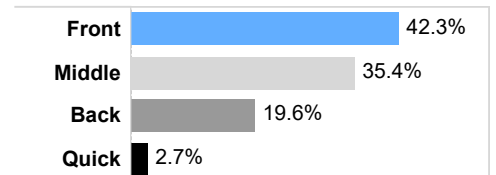
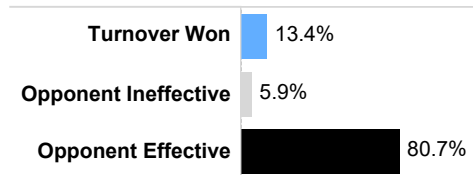
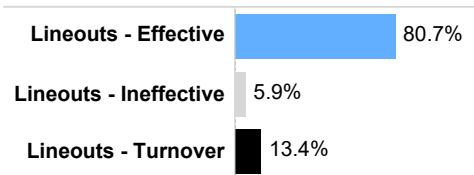
OPPONENT SCRUMS WON

	Used	Penalty	Free Kick
Total	4	4	2
% of Total	66.7%	66.7%	33.3%

LINEOUTS



INTERNATIONALS AVERAGES

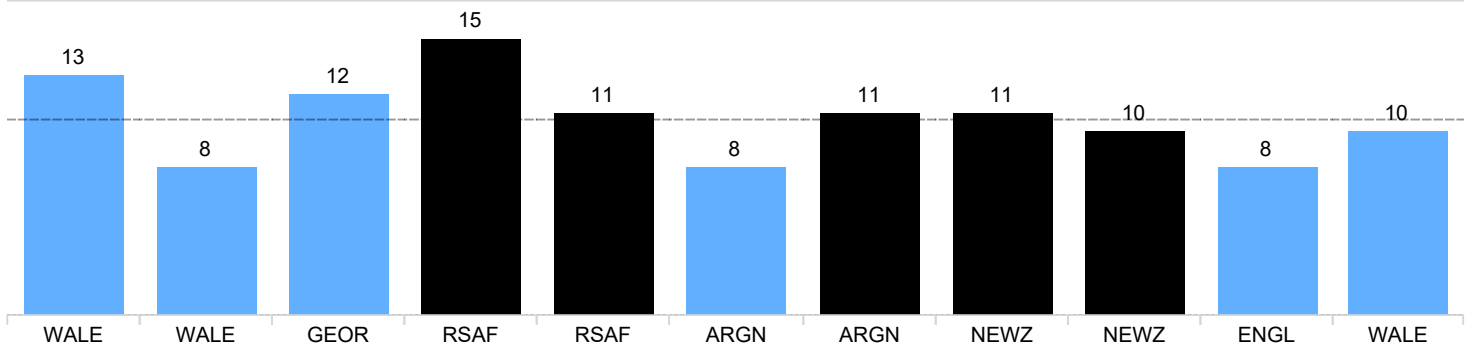


DISCIPLINE

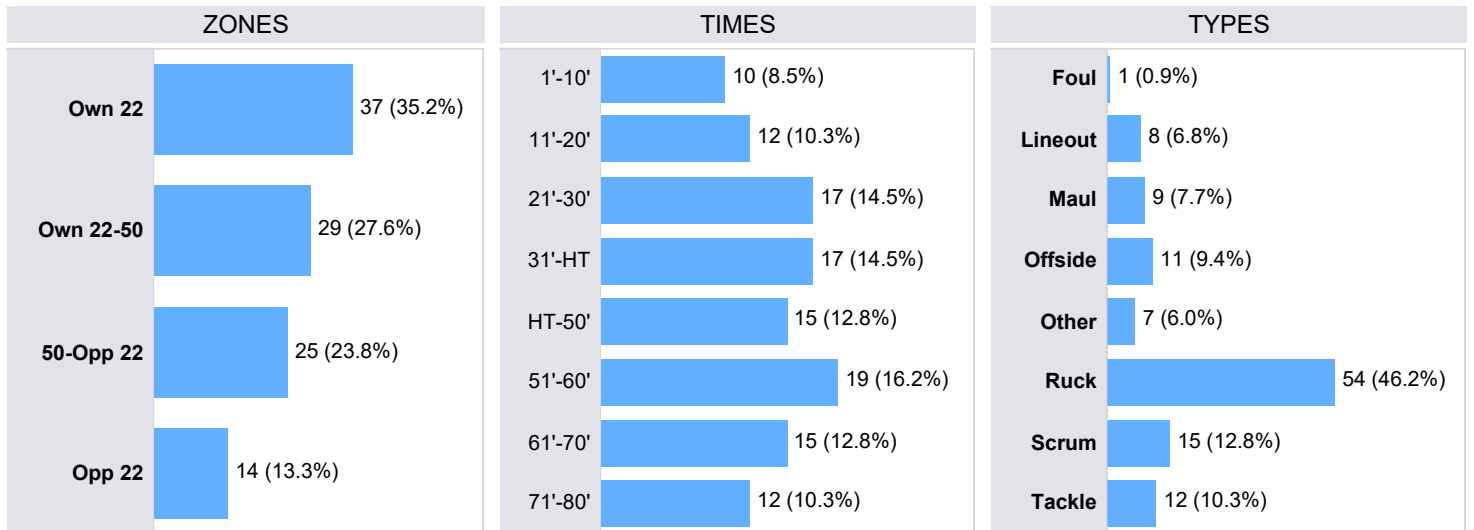
AUSTRALIA - 2024 INTERNATIONALS

Statistic	Team	Year Average
Total penalties conceded / match	10.6	5.3
Yellow cards / match	0.5	0.4
Red cards / match	0.2	0.0

PENALTIES CONCEDED PER MATCH



PENALTIES & INFRINGEMENTS



PLAYER STATISTICS - PER 80 AVERAGES WITH A MINIMUM 240 MINUTES PLAYED

Total penalties conceded		Penalties conceded / 80 minutes		Yellow / Red cards		
1	James Slipper	8	2.6	1	Andrew Kellaway	2 / 0
2	Jeremy Williams	8	1.9	2	Filipo Daugunu	0 / 1
3	Angus Bell	7	1.4	3	Fraser McReight	1 / 0
4	Harry Wilson	7	1.4	4	Lukhan Salakaia-Loto	1 / 0
5	Lukhan Salakaia-Loto	7	1.3	5	Samu Kerevi	0 / 1

PLAYER STATS
2024 INTERNATIONALS

APPEARANCE CHART - SCOTLAND

2024 INTERNATIONALS

	03/02/24	10/02/24	24/02/24	09/03/24	16/03/24	06/07/24	12/07/24	20/07/24	27/07/24	02/11/24	10/11/24	16/11/24
	Wales	France	England	Italy	Ireland	Canada	USA	Chile	Uruguay	Fiji	South Africa	Portugal
E. Ashman	s16	s16	s16	s16	s16		2***		2*	2	2	
J. Bayliss						8*		8*			s20	8*
J. Bhatti												1*
G. Brown						6		6	5	s20		
A. Craig							4	4				4
L. Crosbie	6					7	s20		6*			6
S. Cummings	5	5	5	5	5		5			5	5	
M. Currie						13	s23	s23*				s22
R. Darge		7	7	7	7		7	s20	7	7	7	
J. Dempsey	s20	8	8	8	8					8	8	
J. Dobie						14*	s21	14**	s21	s21	s22	s21*
F. Douglas												s20
Z. Fagerson	3	3	3	3*	3					3	3	
M. Fagerson	8	6		s21	s20	s20	8*		8	6	6	
G. Gilchrist		4	4	4	4					4	4	
D. Graham										14****		14*
R. Gray	4											
P. Harrison								s16	s16*			2
A. Hastings							10	s21	s22	10		10
B. Healy	u22	u22	s22			s21		10	10			
A. Hepburn	s17	s17	s17	s17								
G. Horne	s21	u21	s21	9	s21		9*		9			9
W. Hurd						s18		3				3*
R. Hutchinson												13
E. Johnson						s19		5	s19			s19
H. Jones	13	13	13	13	13*		13		13	13**	13	
T. Jordan										s22	15	15
B. Kinghorn			15	15	15						14	
J. Matthews												s16
N. McBeth						s17		1				
R. McCann						s23						
S. McDowall					12	12*		s22	12	s23	s23	12*
E. Millar Mills	s18	u18	s18	s18		3	s18				s18	s18
B. Muncaster												7
A. Onyeama-Christie		s20	s20	6	6							
H. Paterson		15				15*			15			
A. Price				s22						9		
D. Rae										s18		
C. Redpath	s23	s23	s23	12	s22							
A. Reed						11**		11				11**
D. Richardson						2**		2*		s16	s16	
J. Ritchie	7		6	s20			6	7	s20		s21	
K. Rowe	15	14		u23	s23		15	15**	14	15*		s23
F. Russell	10	10	10	10	10						10	
A. Samuel												5
P. Schoeman	1*	1	1	1*	1		1	s17	s17*	1	1	
J. Sebastian					s18			s18	3			
S. Skinner	s19	s19	s19	s19*	s19							
R. Smith						s16	s16					
K. Steyn	14		14	14*	14	s22*	14	13*	s23			
R. Sutherland					s17	1	s17		1	s17	s17	s17
R. Thompson						10	s22					
S. Tuipulotu	12	12	12				12	12		12	12	
G. Turner	2	2	2	2	2							
D. van der Merwe	11**	11	11***	11	11		11*		11*	11*	11	
M. Walker							3		s18			
G. Warr						9**		9				
B. White	9	9*	9		9						9	
M. Williamson						4	s19	s19	4	s19	s19	
G. Young						5						

KEY: Number denotes position, s: substitute, u: unused replacement, *: try scored

APPEARANCE CHART - AUSTRALIA

2024 INTERNATIONALS

	06/07/24	13/07/24	20/07/24	10/08/24	17/08/24	31/08/24	07/09/24	21/09/24	28/09/24	09/11/24	17/11/24
	Wales	Wales	Georgia	South Africa	South Africa	Argentina	Argentina	New Zealand	New Zealand	England	Wales
A. Alaalatoa	s18	s18*	3	3	3	s18	s18	s18	s18	s18	3
A. Bell					1	1	1	1	1	1	1
A. Blyth	s19	s19	5		4						
C. Cale	s20	8									
J. Canham							s19				
F. Daugunu	11*	11**	14	11							
B. Donaldson		s22	10		s22	s22	10		s22	s22	s22
M. Faessler	2	2		2		2	2	2*	2	2	2***
J. Flook	13	13					s23		s23		
N. Frost			4	4		4	4	4	4	4	4*
L. Gleeson		s20				s20	s20	s20	s20	s20	s20
J. Gordon	9	9*		9		9*	9		9	9	
A. Hodgman			s17								
T. Hooper			s19		s19						
L. Ikitau			13	13	13	13	13	13	13	12	13*
M. Jorgensen					s23	s23	14			s23*	11
I. Kailea	s17	s17	1*	1		s17			s17		
A. Kellaway	14	14	s23	14	14	14	15*	14	14	14*	14
S. Kerevi											12
M. Koroibete					11	11	11	11			
D. Lancaster			11								
N. Lolesio	10	10	s22	10	10	10		10	10	10	10
T. Lynagh	s22			s22			s22	u22			
T. McDermott	s21		9	s21	s21	s21	s21*	s21	s21	s21	s21
F. McReight	7	7	7**					7*	7*	7	7
J. Nasser		s16	s16	s16	2	s16	s16				
Z. Nonggorr			s18	s18	s18						s18
B. Paenga-Amosa								s16	s16	s16	s16
H. Paisami	12	12	12*	12*	12			12*	12		
D. Pietsch	s23	u23		s23				s23	11	11	
B. Pollard	s16		2		s16						
L. Reimer				s20							
L. Salakaia-Loto	4	5		5	5	5		s19	s19	s19	s19
W. Skelton											5
J. Slipper	1	1		s17	s17		s17	s17		s17	s17
H. Stewart						12	12				
J. Suaalii										13	s23
C. Tizzano				7	7	7	7*				
T. Tupou	3*	3				3	3	3	3	3	
S. Uru					s20						6
R. Valetini	8	6	6**	6	6	6*	6	6	6	6	8
N. White		s21	s21		9			9			9
J. Williams	5	4	s20	s19		s19	5	5	5	5*	
H. Wilson			8	8	8	8	8	8	8	8*	
T. Wright	15*	15	15	15	15	15		15*	15	15*	15***
L. Wright	6										

KEY: Number denotes position, s: substitute, u: unused replacement, *: try scored

PLAYER DATA - SCOTLAND

2024 INTERNATIONALS

	Games	Starts	Minutes Played	Points	Tries	Ball Carries	Carry Metres	Line Breaks	Defenders Beaten	Passes	Offloads	Turnover Con	Successful Tackles	Missed Tackles	Dominant Tackles	Penalties Conceded	Kicks	Kicking Metres	Lineout Takes	Lineout Steals
E. Ashman	9	4	334	20	4	40	173	1	5	24	2	4	61	2	7	6	0	0	0	3
J. Bayliss	4	3	250	15	3	37	254	0	11	17	3	0	19	0	1	2	0	0	12	2
J. Bhatti	1	1	50	5	1	7	33	0	1	6	0	0	5	2	1	1	0	0	2	0
G. Brown	4	3	221	0	0	15	102	1	3	16	0	1	22	1	1	7	0	0	11	0
A. Craig	3	3	159	0	0	14	55	0	5	8	1	2	14	0	1	3	0	0	2	1
L. Crosbie	5	4	275	5	1	31	124	1	2	5	0	0	48	3	6	2	0	0	3	0
S. Cummings	8	8	542	0	0	28	84	0	1	29	1	2	95	11	10	6	0	0	25	4
M. Currie	4	1	125	5	1	12	159	3	4	10	0	3	13	3	2	1	1	0	0	0
R. Darge	9	8	600	0	0	57	224	3	10	26	1	3	132	6	17	3	0	0	0	0
J. Dempsey	7	6	469	0	0	76	408	0	18	39	5	4	87	3	9	2	1	0	10	1
J. Dobie	7	2	265	20	4	28	232	5	7	163	4	6	16	3	0	1	9	257	0	0
F. Douglas	1	0	15	0	0	0	0	0	0	0	0	0	7	0	0	0	0	0	0	0
Z. Fagerson	7	7	466	5	1	47	185	0	4	10	0	2	79	3	2	10	0	0	0	0
M. Fagerson	9	6	489	5	1	55	281	2	5	36	4	7	87	6	7	2	0	0	8	1
G. Gilchrist	6	6	451	0	0	29	111	0	1	29	0	2	64	0	3	2	1	0	21	0
D. Graham	2	2	145	25	5	16	201	5	12	4	0	1	10	3	2	2	2	38	0	0
R. Gray	1	1	31	0	0	1	4	0	0	3	0	0	4	0	0	0	0	0	2	1
P. Harrison	3	1	117	5	1	21	152	2	8	16	4	0	15	4	3	3	0	0	0	0
A. Hastings	5	3	259	45	0	13	65	0	4	112	1	2	18	3	1	4	17	406	1	0
B. Healy	6	2	133	18	0	10	95	1	4	38	2	2	9	0	0	1	12	373	1	0
A. Hepburn	4	0	69	0	0	11	40	0	0	5	0	0	9	1	1	2	0	0	0	0
G. Horne	8	4	281	5	1	14	118	2	6	273	3	1	18	5	2	3	31	724	0	0
W. Hurd	3	2	129	5	1	10	50	0	2	3	0	0	14	1	2	1	0	0	0	0
R. Hutchinson	1	1	58	0	0	8	83	2	0	12	1	2	9	0	1	0	2	40	0	0
E. Johnson	4	1	147	0	0	16	53	0	0	9	1	2	24	1	2	1	0	0	4	0
H. Jones	9	9	705	15	3	69	709	10	30	51	11	12	60	12	6	4	9	156	0	0
T. Jordan	3	2	193	2	0	33	374	5	15	25	5	3	6	2	0	0	3	54	0	0
B. Kinghorn	4	4	306	0	0	42	340	1	6	24	5	7	12	6	1	2	12	506	0	0
J. Matthews	1	0	15	0	0	1	4	0	0	2	0	1	1	2	0	0	0	0	0	0
N. McBeth	2	1	85	0	0	3	10	0	0	3	0	0	11	0	2	1	0	0	0	0
R. McCann	1	0	18	0	0	2	20	0	3	0	0	0	1	0	0	0	0	0	0	0
S. McDowall	7	4	344	10	2	36	303	3	13	44	5	1	36	5	4	0	7	248	0	0
E. Millar Mills	8	1	176	0	0	13	42	0	0	2	1	0	32	5	0	6	0	0	0	0
B. Muncaster	1	1	65	0	0	7	43	0	3	3	0	0	5	3	0	1	0	0	0	0
A. Onyeama-Christie	4	2	197	0	0	19	143	1	2	12	2	1	49	2	0	5	0	0	6	0
H. Paterson	3	3	232	5	1	35	347	4	5	17	4	4	6	2	0	2	9	495	0	0
A. Price	2	1	71	0	0	4	20	0	2	78	1	2	9	5	0	0	15	247	0	0
D. Rae	1	0	20	0	0	1	5	0	0	0	0	0	2	0	0	0	0	0	0	0
C. Redpath	5	1	147	0	0	26	199	2	9	18	5	3	18	4	0	0	1	27	0	0
A. Reed	3	3	240	20	4	30	335	6	9	10	2	2	9	4	1	0	1	44	0	0
D. Richardson	4	2	210	15	3	35	242	3	13	16	2	1	37	2	2	2	1	20	0	0
J. Ritchie	7	4	299	0	0	30	124	0	1	24	2	5	48	2	4	4	0	0	13	1
K. Rowe	9	6	442	15	3	53	615	8	25	32	4	8	19	4	1	1	10	406	0	0
F. Russell	6	6	480	70	0	39	257	1	6	161	6	5	41	12	4	1	89	3,080	3	0
A. Samuel	1	1	68	0	0	9	45	0	1	5	0	0	6	0	1	0	0	0	4	0
P. Schoeman	10	8	517	15	3	65	259	0	6	15	1	5	103	5	15	8	1	0	3	0
J. Sebastian	3	1	91	0	0	2	8	0	0	6	0	0	10	2	0	0	0	0	0	0
S. Skinner	5	0	87	5	1	15	40	0	0	10	1	1	14	0	0	5	0	0	2	2
R. Smith	2	0	47	0	0	7	30	0	0	5	1	0	9	1	1	1	0	0	0	0
K. Steyn	8	6	533	15	3	53	421	9	19	26	6	11	40	11	4	2	2	22	0	0
R. Sutherland	7	2	239	0	0	21	131	1	7	7	0	1	32	1	3	3	0	0	0	0
R. Thompson	2	1	77	12	0	7	69	1	2	28	1	2	11	0	1	0	5	190	0	0
S. Tuipulotu	7	7	490	0	0	59	382	0	12	61	3	1	35	4	3	3	1	0	1	0
G. Turner	5	5	283	0	0	29	130	0	6	16	0	2	49	8	4	2	1	14	0	0
D. van der Merwe	9	9	718	40	8	73	777	11	38	24	5	9	33	7	2	7	5	84	0	0
M. Walker	2	1	78	0	0	4	9	0	0	1	0	0	12	1	0	2	0	0	0	0
G. Warr	2	2	113	10	2	8	64	1	1	90	0	0	4	3	0	2	13	404	0	0
B. White	5	5	343	5	1	13	64	0	1	261	1	4	43	8	2	0	54	1,392	0	0
M. Williamson	6	2	251	0	0	11	50	0	2	11	1	2	39	6	4	2	0	0	7	0
G. Young	1	1	80	0	0	6	30	1	0	10	0	1	8	0	0	1	0	0	3	0

PLAYER DATA - AUSTRALIA

2024 INTERNATIONALS

	Games	Starts	Minutes Played	Points	Tries	Ball Carries	Carry Metres	Line Breaks	Defenders Beaten	Passes	Offloads	Turnover Con	Successful Tackles	Missed Tackles	Dominant Tackles	Penalties Conceded	Kicks	Kicking Metres	Lineout Takes	Lineout Steals
A. Alaalatoa	11	4	482	5	1	35	126	0	0	17	1	1	85	6	3	4	0	0	0	0
A. Bell	7	7	394	0	0	67	307	1	18	20	1	1	71	5	5	7	0	0	0	0
A. Blyth	4	2	169	0	0	6	15	0	0	5	0	1	25	4	1	4	0	0	2	0
C. Cale	2	1	82	0	0	13	71	0	0	5	0	2	12	1	0	1	0	0	2	2
J. Canham	1	0	15	0	0	0	0	0	0	0	0	0	1	3	0	0	0	0	0	0
F. Daugunu	4	4	216	15	3	33	280	2	7	5	0	0	13	4	0	3	5	168	0	0
B. Donaldson	8	2	169	30	0	14	125	2	5	50	1	2	7	4	0	1	20	745	0	0
M. Faessler	9	9	499	20	4	53	223	0	6	19	0	2	87	5	1	4	1	0	0	0
J. Flook	4	2	192	0	0	7	52	0	3	3	1	0	20	2	1	1	0	0	0	0
N. Frost	8	8	556	5	1	66	336	2	7	47	1	9	92	24	9	5	0	0	32	4
L. Gleeson	7	0	118	0	0	20	115	0	7	3	0	0	15	3	0	1	0	0	1	1
J. Gordon	7	7	419	10	2	16	103	2	3	450	1	2	36	5	0	3	45	1,061	0	0
A. Hodgman	1	0	20	0	0	3	7	0	0	0	0	0	3	0	1	1	0	0	0	0
T. Hooper	2	0	52	0	0	7	32	0	0	3	0	1	7	0	0	0	0	0	1	0
L. Ikitau	9	9	700	5	1	70	529	2	23	35	6	5	51	7	2	2	12	288	0	0
M. Jorgensen	5	2	234	5	1	17	211	3	4	10	3	6	18	2	2	0	3	67	0	0
I. Kailea	6	2	194	5	1	31	129	0	2	8	1	2	38	3	0	3	0	0	0	0
A. Kellaway	11	10	802	10	2	60	576	9	14	44	3	6	60	25	6	4	10	307	0	0
S. Kerevi	1	1	41	0	0	15	101	0	1	7	2	0	5	0	0	1	0	0	0	0
M. Korobete	4	4	303	0	0	28	210	4	5	16	2	9	24	12	3	3	3	113	0	0
D. Lancaster	1	1	80	0	0	8	87	2	2	1	0	1	6	2	0	0	0	0	0	1
N. Lolesio	10	9	662	81	0	61	365	3	14	184	9	9	28	11	3	2	64	1,798	1	0
T. Lynagh	4	0	59	6	0	3	26	0	0	7	0	0	6	2	0	0	2	60	0	0
T. McDermott	10	1	258	5	1	27	170	3	12	269	0	3	20	3	0	0	29	727	0	0
F. McReight	7	7	549	20	4	58	397	3	10	47	2	3	113	6	6	2	1	56	0	0
J. Nasser	6	1	194	0	0	17	52	0	2	15	1	0	29	1	1	0	0	0	0	0
Z. Nonggorr	4	0	101	0	0	11	41	0	1	2	0	2	13	3	0	1	0	0	0	0
B. Paenga-Amosa	4	0	99	0	0	14	57	1	0	10	1	0	18	2	0	1	0	0	0	0
H. Paisami	7	7	527	15	3	60	343	2	11	48	0	6	59	10	2	6	8	179	0	0
D. Pietsch	6	2	187	0	0	23	216	4	5	9	1	5	10	4	0	0	2	28	0	0
B. Pollard	3	1	96	0	0	9	24	0	1	6	0	1	13	0	1	2	0	0	0	0
L. Reimer	1	0	17	0	0	4	18	0	0	0	0	1	2	1	0	0	0	0	0	0
L. Salakaia-Loto	9	5	412	0	0	52	277	2	4	34	0	5	64	10	2	7	0	0	24	7
W. Skelton	1	1	55	0	0	10	40	0	0	1	0	1	6	1	0	0	0	0	0	0
J. Slipper	8	2	243	0	0	27	103	0	1	4	0	0	38	4	1	8	0	0	1	0
H. Stewart	2	2	160	0	0	7	47	0	1	17	0	1	21	5	3	1	2	103	0	0
J. Suaalii	2	1	98	0	0	9	39	1	0	9	4	1	7	4	0	0	0	0	0	0
C. Tizzano	4	4	307	5	1	22	83	0	5	8	1	2	74	1	8	4	0	0	0	0
T. Tupou	7	7	300	5	1	37	172	0	6	13	0	5	30	6	4	7	0	0	0	0
S. Uru	2	1	77	0	0	13	52	0	0	5	2	0	12	0	0	2	0	0	5	1
R. Valetini	11	11	817	15	3	112	630	1	11	47	4	4	93	5	5	4	2	48	8	0
N. White	5	3	203	0	0	15	30	1	1	203	1	3	12	5	0	2	30	721	1	0
J. Williams	9	6	491	5	1	49	204	1	4	33	1	7	69	10	8	8	0	0	17	3
H. Wilson	8	8	625	5	1	103	542	0	5	47	5	7	109	12	7	7	1	58	23	0
T. Wright	10	10	800	30	6	100	1,019	12	35	69	8	10	15	10	0	4	28	919	0	0
L. Wright	1	1	57	0	0	5	21	0	0	5	0	0	1	2	0	1	0	0	4	1

PLAYER RANKINGS
2024 INTERNATIONALS

PLAYER RANKINGS - POINTS

2024 INTERNATIONALS

POINTS

		Games	Points	Minutes	Pens	Conv	Drop Goals	Tries	
1	D. McKenzie	New Zealand	13	143	836	26	30	0	1
2	T. Albornoz	Argentina	11	97	611	10	26	0	3
3	J. Crowley	Ireland	9	91	658	14	18	1	2
4	T. Ramos	France	7	90	560	16	21	0	0
5	N. Lolesio	Australia	10	81	662	15	18	0	0
6	S. Lee	Japan	7	76	461	8	21	0	2
7	C. Muntz	Fiji	8	75	579	10	20	0	1
8	H. Pollard	South Africa	10	74	448	16	13	0	0
8	M. Smith	England	8	74	508	11	14	1	2
10	F. Russell	Scotland	6	70	480	16	11	0	0

GOAL KICKING (MADE)

		Games	Minutes	Goals	Misses	Pens	Pens Missed	Conv	Conv Missed	Goal Kicking ..	
1	D. McKenzie	New Zealand	13	836	56	16	26	6	30	10	77.8%
2	T. Ramos	France	7	560	37	5	16	2	21	3	88.1%
3	T. Albornoz	Argentina	11	611	36	11	10	2	26	9	76.6%
4	N. Lolesio	Australia	10	662	33	9	15	3	18	6	78.6%
5	J. Crowley	Ireland	9	658	32	11	14	3	18	8	74.4%
6	C. Muntz	Fiji	8	579	30	8	10	0	20	8	78.9%
7	H. Pollard	South Africa	10	448	29	6	16	3	13	3	82.9%
7	S. Lee	Japan	7	461	29	1	8	1	21	0	96.7%
9	F. Russell	Scotland	6	480	27	1	16	0	11	1	96.4%
10	P. Garbisi	Italy	10	773	26	8	12	4	14	4	76.5%

GOAL KICKING (%)*

		Games	Kicks	Made	Available Points	Points Scored	Expected Points	Pts Gained	Goal Kicking %	
1	Leo Berdeu	France	1	7	7	19	19	14.1	4.9	100.0%
2	Seungsin Lee	Japan	6	30	29	69	66	60.9	5.1	96.7%
3	Finn Russell	Scotland	6	28	27	72	70	61.3	8.7	96.4%
4	Ben Donaldson	Australia	5	14	13	32	30	26.2	3.8	92.9%
5	Santiago Carreras	Argentina	6	20	18	49	45	41.9	3.1	90.0%
5	Beauden Barrett	New Zealand	3	10	9	21	19	16.5	2.5	90.0%
7	Thomas Ramos	France	7	42	37	102	90	79.7	10.3	88.1%
8	Martin Page-Relo	Italy	5	7	6	21	18	5.1	12.9	85.7%
8	Ioan Lloyd	Wales	3	7	6	14	12	10.4	1.6	85.7%
8	Ben Thomas	Wales	2	7	6	18	15	12.9	2.1	85.7%

*Minimum 5 Kicks at Goal



SCOTLAND



AUSTRALIA

PLAYER RANKINGS - TRIES

2024 INTERNATIONALS

TRIES

			Games	Minutes Played	Tries	Tries / 80
1	D. van der Merwe	Scotland	9	718	8	0.9
2	D. Riley	Japan	9	720	7	0.8
2	C. Clarke	New Zealand	8	581	7	1.0
4	M. Mapimpi	South Africa	5	390	6	1.2
4	T. Wright	Australia	10	800	6	0.6
4	M. Tele'a	New Zealand	9	566	6	0.8
4	W. Jordan	New Zealand	9	636	6	0.8
8	J. Mallia	Argentina	8	604	5	0.7
8	D. Graham	Scotland	2	145	5	2.8
8	D. Sheehan	Ireland	6	330	5	1.2
8	M. Carreras	Argentina	9	690	5	0.6
8	I. Feyi-Waboso	England	9	426	5	0.9

TRY ASSISTS

			Games	Minutes Played	Try Assists	Try Assists / 80
1	B. Barrett	New Zealand	10	617	7	0.9
1	M. Smith	England	8	508	7	1.1
3	J. Gibson-Park	Ireland	7	447	6	1.1
4	D. McKenzie	New Zealand	13	836	5	0.5
4	H. Jones	Scotland	9	705	5	0.6
4	N. Saito	Japan	4	242	5	1.7
4	T. Alborno	Argentina	11	611	5	0.7
4	S. Lee	Japan	7	461	5	0.9
9	A. Hastings	Scotland	5	259	4	1.2
9	T. McDermott	Australia	10	258	4	1.2
9	A. Mitchell	England	7	451	4	0.7
9	F. Lomani	Fiji	8	492	4	0.7
9	S. Chocobares	Argentina	8	546	4	0.6
9	S. Fujiwara	Japan	9	413	4	0.8

TRY INVOLVEMENTS

			Games	Minutes Played	Try Involvements	% of Team Total
1	D. Riley	Japan	9	720	10	15.2%
2	M. Smith	England	8	508	9	15.3%
3	B. Barrett	New Zealand	10	617	8	9.1%
3	D. van der Merwe	Scotland	9	718	8	8.2%
3	H. Jones	Scotland	9	705	8	8.2%
3	M. Mapimpi	South Africa	5	390	8	10.5%
3	T. Wright	Australia	10	800	8	14.0%
3	M. Tele'a	New Zealand	9	566	8	9.1%
3	W. Jordan	New Zealand	9	636	8	9.1%
3	T. Alborno	Argentina	11	611	8	10.1%
3	J. Dobie	Scotland	7	265	8	10.4%



PLAYER RANKINGS - CARRIES

2024 INTERNATIONALS

CARRIES

		Games	Total
1	B. Earl	England	11 173
2	A. Savea	New Zealand	12 155
3	R. Valetini	Australia	11 112
4	D. McKenzie	New Zealand	13 110
5	W. Sititi	New Zealand	9 109
6	J. Oviedo	Argentina	10 106
7	C. Doris	Ireland	9 105
8	H. Wilson	Australia	8 103
8	C. Winnett	Wales	9 103
10	P. Matera	Argentina	10 102

		Minutes	Per 80*
1	S. Negri	Italy	325 17.7
2	J. Wiese	South Africa	314 16.8
3	B. Earl	England	880 15.7
4	W. Sititi	New Zealand	579 15.1
5	D. Lake	Wales	305 13.9
6	E. Louw	South Africa	330 13.8
7	A. Bell	Australia	394 13.6
8	A. Savea	New Zealand	935 13.3
9	H. Wilson	Australia	625 13.2
10	P. Matera	Argentina	629 13.0

METRES

		Games	Total
1	D. Riley	Japan	9 1,025
2	T. Wright	Australia	10 1,019
3	W. Jordan	New Zealand	9 942
4	B. Earl	England	11 926
5	A. Savea	New Zealand	12 897
6	C. Clarke	New Zealand	8 865
7	M. Tuitama	Japan	7 855
8	J. Lowe	Ireland	9 777
9	D. van der Merwe	Scotland	9 777
10	D. McKenzie	New Zealand	13 768

		Minutes	Per 80*
1	M. Tuitama	Japan	494 138.5
2	I. Masi	Fiji	270 120.9
3	C. Clarke	New Zealand	581 119.2
4	W. Jordan	New Zealand	636 118.5
5	D. Riley	Japan	720 113.9
6	Y. Yazaki	Japan	374 113.5
7	A. Reed	Scotland	240 111.5
8	K. Rowe	Scotland	442 111.3
9	V. Karawalevu	Fiji	479 109.9
10	J. Wiese	South Africa	314 105.6

DEFENDERS BEATEN

		Games	Total
1	M. Tele'a	New Zealand	9 41
2	B. Earl	England	11 39
3	D. McKenzie	New Zealand	13 38
3	D. van der Merwe	Scotland	9 38
5	A. Savea	New Zealand	12 35
5	T. Wright	Australia	10 35
7	T. Menoncello	Italy	10 34
8	C. Kolbe	South Africa	8 33
8	D. Riley	Japan	9 33
10	M. Ioane	Italy	9 32

		Minutes	Per 80*
1	M. Tele'a	New Zealand	566 5.8
2	D. Penaud	France	400 5.4
3	M. Tuitama	Japan	494 4.7
4	M. Smith	England	508 4.6
5	B. Delguy	Argentina	424 4.5
6	K. Rowe	Scotland	442 4.5
7	S. Feinberg-Mngomezzi	South Africa	384 4.4
8	C. Clarke	New Zealand	581 4.3
9	D. van der Merwe	Scotland	718 4.2
10	I. Feyi-Waboso	England	426 4.1

*Minimum 240 minutes played



PLAYER RANKINGS - PASSING

2024 INTERNATIONALS

PASSES

		Games	Total	
1	S. Fujiwara	Japan	9	515
2	J. Gibson-Park	Ireland	7	485
3	F. Lomani	Fiji	8	468
4	G. Bertranou	Argentina	10	461
5	J. Gordon	Australia	7	450
6	C. Ratima	New Zealand	11	403
7	T. Williams	Wales	6	391
8	T. Perenara	New Zealand	8	360
9	A. Mitchell	England	7	336
10	N. Saito	Japan	4	295

		Minutes	Per 80*	
1	S. Fujiwara	Japan	413	99.8
2	N. Saito	Japan	242	97.5
3	J. Gibson-Park	Ireland	447	86.8
4	J. Gordon	Australia	419	85.9
5	T. McDermott	Australia	258	83.4
6	T. Williams	Wales	376	83.2
7	C. Ratima	New Zealand	393	82.0
8	T. Perenara	New Zealand	358	80.4
9	G. Horne	Scotland	281	77.7
10	F. Lomani	Fiji	492	76.1

PASSING ACCURACY**

		Total	%	
1	C. Roigard	New Zealand	190	99.5%
2	K. Hardy	Wales	110	99.1%
3	B. Serin	France	101	99.0%
4	J. Dobie	Scotland	163	98.8%
5	S. Varney	Italy	149	98.7%
6	G. Williams	South Africa	233	98.3%
7	E. Bevan	Wales	173	98.3%
8	C. Ratima	New Zealand	403	98.3%
9	N. White	Australia	203	98.0%
10	J. Gordon	Australia	450	98.0%

BREAK ASSIST PASSES

		Games	Total	
1	D. McKenzie	New Zealand	13	19
2	S. McDowall	Scotland	7	8
3	R. Henshaw	Ireland	8	7
3	T. Wright	Australia	10	7
3	S. Tuipulotu	Scotland	7	7
6	A. Fassi	South Africa	7	6
6	P. Garbisi	Italy	10	6
8	G. Ford	England	8	5
8	S. Kolisi	South Africa	8	5
8	S. Cordero	Argentina	4	5
8	F. Russell	Scotland	6	5
8	D. Riley	Japan	9	5
8	R. Valetini	Australia	11	5
8	R. Ioane	New Zealand	11	5
8	T. Alborno	Argentina	11	5
8	S. Chocobares	Argentina	8	5
8	J. Oviedo	Argentina	10	5

OFFLOADS

		Games	Total	
1	S. Reece	New Zealand	9	16
2	W. Sititi	New Zealand	9	15
3	D. McKenzie	New Zealand	13	14
3	R. Snyman	South Africa	5	14
5	M. Ioane	Italy	9	13
5	J. Lowe	Ireland	9	13
7	M. Tele'a	New Zealand	9	12
8	H. Jones	Scotland	9	11
8	D. Penaud	France	5	11
8	W. Jordan	New Zealand	9	11

		Minutes	Per 80*	
1	R. Snyman	South Africa	302	3.7
2	D. Penaud	France	400	2.2
3	S. Reece	New Zealand	589	2.2
4	W. Sititi	New Zealand	579	2.1
5	B. Dixon	South Africa	271	1.8
6	M. Tele'a	New Zealand	566	1.7
7	S. Waqa	Japan	311	1.5
8	L. Barre	France	363	1.5
9	J. Wainiqolo	Fiji	319	1.5
10	I. Masi	Fiji	270	1.5

*Minimum 240 minutes played **Minimum 100 Passes



PLAYER RANKINGS - KICKS

2024 INTERNATIONALS

KICKS IN PLAY

		Games	Total	
1	D. McKenzie	New Zealand	13	105
2	F. Russell	Scotland	6	89
3	P. Garbisi	Italy	10	86
4	T. Alborno	Argentina	11	81
5	A. Mitchell	England	7	79
6	N. Lolesio	Australia	10	64
6	J. Crowley	Ireland	9	64
8	F. Lomani	Fiji	8	63
9	T. Williams	Wales	6	62
10	B. Barrett	New Zealand	10	60

		Minutes	Per 80*	
1	F. Russell	Scotland	480	14.8
2	A. Mitchell	England	451	14.0
3	T. Williams	Wales	376	13.2
4	B. White	Scotland	343	12.6
5	S. Varney	Italy	246	12.0
6	T. Alborno	Argentina	611	10.6
7	S. Feinberg-Mngomezi	South Africa	384	10.4
8	F. Lomani	Fiji	492	10.2
9	D. McKenzie	New Zealand	836	10.0
10	G. Williams	South Africa	311	9.8

KICKING METRES

		Games	Total	
1	D. McKenzie	New Zealand	13	3,170
2	F. Russell	Scotland	6	3,080
3	T. Alborno	Argentina	11	2,895
4	P. Garbisi	Italy	10	2,635
5	J. Lowe	Ireland	9	2,214
6	A. Mitchell	England	7	2,163
7	S. Carreras	Argentina	10	1,959
8	S. Lee	Japan	7	1,889
9	N. Lolesio	Australia	10	1,798
10	F. Lomani	Fiji	8	1,759

		Minutes	Per 80*	
1	F. Russell	Scotland	480	513.3
2	A. Mitchell	England	451	383.6
3	T. Alborno	Argentina	611	379.1
4	T. Williams	Wales	376	362.3
5	S. Lee	Japan	461	327.8
6	B. White	Scotland	343	324.7
7	S. Feinberg-Mngomezi	South Africa	384	309.4
8	D. McKenzie	New Zealand	836	303.3
9	S. Carreras	Argentina	528	296.8
10	S. Varney	Italy	246	288.6

METRES / KICKS IN PLAY**

		Games	Avg*	
1	Blair Kinghorn	Scotland	4	42.2
2	Leo Barre	France	5	40.4
3	James Lowe	Ireland	9	39.5
4	Cameron Winnett	Wales	9	39.0
5	Freddie Steward	England	4	37.2
6	Jordie Barrett	New Zealand	11	36.8
7	Santiago Carreras	Argentina	10	36.3
8	Juan Cruz Mallia	Argentina	8	36.2
9	Tomas Alborno	Argentina	11	35.7
10	Seungsin Lee	Japan	7	35.0

*Minimum 240 minutes played **Minimum 2 Kicks / 80min



SCOTLAND



AUSTRALIA

PLAYER RANKINGS - LINEOUTS

2024 INTERNATIONALS

LINEOUTS WON (INC. STEALS)

		Games	Total	
1	W. Dearn	Japan	10	52
2	F. Ruzza	Italy	9	46
3	M. Itoje	England	11	42
4	E. Etzebeth	South Africa	11	39
4	J. Gonzalez	Argentina	8	39
6	N. Frost	Australia	8	36
7	R. Nortje	South Africa	5	34
8	A. Beard	Wales	7	32
9	L. Salakaia-Loto	Australia	9	31
10	F. Molina	Argentina	11	30
10	M. Vocevoce	Fiji	6	30

		Minutes	Per 80*	
1	M. Vocevoce	Fiji	268	9.0
2	R. Nortje	South Africa	369	7.4
3	F. Ruzza	Italy	532	6.9
4	A. Beard	Wales	407	6.3
5	L. Salakaia-Loto	Australia	412	6.0
6	J. Gonzalez	Argentina	551	5.7
7	W. Dearn	Japan	761	5.5
8	F. Molina	Argentina	450	5.3
9	N. Frost	Australia	556	5.2
10	O. Chessum	England	331	5.1

LINEOUT STEALS

		Games	Total	
1	W. Dearn	Japan	10	8
2	L. Salakaia-Loto	Australia	9	7
2	T. Vaa'i	New Zealand	12	7
4	M. Derenalagi	Fiji	7	6
5	M. Itoje	England	11	4
5	E. Etzebeth	South Africa	11	4
5	P. du Toit	South Africa	10	4
5	S. Cummings	Scotland	8	4
5	N. Frost	Australia	8	4
5	J. Moro	Argentina	1	4

		Minutes	Per 80*	
1	L. Salakaia-Loto	Australia	412	1.4
2	M. Derenalagi	Fiji	475	1.0
3	M. Vocevoce	Fiji	268	0.9
4	W. Dearn	Japan	761	0.8
5	T. Vaa'i	New Zealand	697	0.8
6	P. Tuipulotu	New Zealand	301	0.8
7	O. Chessum	England	331	0.7
8	E. Ashman	Scotland	334	0.7
9	J. Bayliss	Scotland	250	0.6
10	S. Cummings	Scotland	542	0.6

LINEOUT THROWS WON

		Games	Total	
1	J. George	England	11	100
2	C. Taylor	New Zealand	10	88
3	M. Harada	Japan	10	80
4	J. Montoya	Argentina	9	77
5	B. Mbonambi	South Africa	9	70
6	M. Faessler	Australia	9	69
7	T. Ikanivere	Fiji	8	66
7	G. Nicotera	Italy	9	66
9	M. Marx	South Africa	11	59
10	A. Aumua	New Zealand	13	58

LINEOUT SUCCESS RATE**

		Games	Total*	
1	E. Dee	Wales	5	96.2%
2	I. Ruiz	Argentina	10	93.0%
3	J. George	England	11	90.9%
3	B. Mbonambi	South Africa	9	90.9%
5	D. Lake	Wales	5	90.6%
6	M. Faessler	Australia	9	89.6%
7	M. Harada	Japan	10	88.9%
8	D. Sheehan	Ireland	6	88.7%
9	J. Montoya	Argentina	9	88.5%
10	C. Taylor	New Zealand	10	87.1%

*Minimum 240 minutes played **Minimum 2 lineout throws / 80



PLAYER RANKINGS - TACKLES & TURNOVERS

2024 INTERNATIONALS

SUCCESSFUL TACKLES

			Games	Total
1	M. Lamaro	Italy	10	155
2	B. Earl	England	11	149
3	R. Darge	Scotland	9	132
4	M. Itoje	England	11	131
5	T. Reffell	Wales	9	127
6	N. Cannone	Italy	10	122
7	A. Savea	New Zealand	12	121
8	S. Barrett	New Zealand	10	115
8	D. Jenkins	Wales	7	115
10	P. du Toit	South Africa	10	114

DOMINANT TACKLES

			Games	Total
1	R. Darge	Scotland	9	17
1	T. Menoncello	Italy	10	17
3	P. Schoeman	Scotland	10	15
3	J. Gonzalez	Argentina	8	15
5	M. Lamaro	Italy	10	13
5	T. Freeman	England	11	13
5	P. Rubiolo	Argentina	9	13
8	J. Ryan	Ireland	7	12
8	N. Cannone	Italy	10	12
10	M. Kremer	Argentina	8	11

BREAKDOWN STEALS

			Games	Total
1	T. Vaa'i	New Zealand	12	13
2	W. Dearn	Japan	10	12
3	M. Derenalagi	Fiji	7	10
4	M. Itoje	England	11	9
4	T. Reffell	Wales	9	9
6	S. Barrett	New Zealand	10	7
6	A. Savea	New Zealand	12	7
6	T. Beirne	Ireland	8	7
6	S. Underhill	England	9	7
6	L. Salakaia-Loto	Australia	9	7
6	G. Lucchesi	Italy	10	7

			Minutes	Per 80*
1	A. Griffin	Wales	274	19.9
2	C. Tizzano	Australia	307	19.3
3	C. Tshiunza	Wales	251	19.1
4	G. Lucchesi	Italy	379	18.2
5	J. Ryan	Ireland	314	18.1
6	M. Lamaro	Italy	689	18.0
7	L. Cannone	Italy	365	18.0
8	P. Boudehent	France	265	17.8
9	R. Darge	Scotland	600	17.6
10	D. Jenkins	Wales	530	17.4

TACKLE SUCCESS RATE**

			Minutes	%*
1	G. Gilchrist	Scotland	451	100.0%
2	E. Dee	Wales	298	97.9%
3	E. Bello	Argentina	256	93.8%
4	J. Dempsey	Scotland	469	93.5%
5	S. Negri	Italy	325	93.4%
6	A. Griffin	Wales	274	93.2%
7	M. Leitch	Japan	240	92.9%
8	C. Tshiunza	Wales	251	92.3%
9	L. Cannone	Italy	365	92.1%
10	P. Schoeman	Scotland	517	92.0%

			Minutes	Per 80*
1	M. Derenalagi	Fiji	475	1.7
2	P. Tuipulotu	New Zealand	301	1.6
3	G. Colombe	France	253	1.6
4	T. Vaa'i	New Zealand	697	1.5
5	G. Lucchesi	Italy	379	1.5
6	L. Salakaia-Loto	Australia	412	1.4
7	J. Bayliss	Scotland	250	1.3
8	W. Dearn	Japan	761	1.3
9	C. Ratima	New Zealand	393	1.2
10	T. Reffell	Wales	598	1.2

*Minimum 240 minutes played **Minimum 5 tackles / 80

 **SCOTLAND**

 **AUSTRALIA**

PLAYER RANKINGS - DISCIPLINE

2024 INTERNATIONALS

PENS CONCEDED

		Games	Total	
1	S. Cane	New Zealand	8	7
1	D. van der Merwe	Scotland	9	7
1	K. Smith	South Africa	11	7
1	T. Tupou	Australia	7	7
1	J. Ryan	Ireland	7	7
1	L. Salakaia-Loto	Australia	9	7
1	J. Barrett	New Zealand	11	7
1	H. Wilson	Australia	8	7
1	S. Tawake	Fiji	7	7
1	J. Gonzalez	Argentina	8	7
1	A. Bell	Australia	7	7
1	H. Hetet	Fiji	9	7
1	G. Brown	Scotland	4	7
1	A. Griffin	Wales	5	7
1	T. Menoncello	Italy	10	7
1	S. Takeuchi	Japan	9	7

		Minutes	Per 80*	
1	J. Slipper	Australia	243	2.6
2	A. Griffin	Wales	274	2.0
3	H. Hetet	Fiji	286	2.0
4	J. Sclavi	Argentina	372	1.9
5	A. Porter	Ireland	579	1.9
6	G. Lucchesi	Italy	379	1.9
7	T. Tupou	Australia	300	1.9
8	A. Roumat	France	260	1.8
9	J. Ryan	Ireland	314	1.8
10	Z. Fagerson	Scotland	466	1.7

CARDS

		Games	Yellows	
1	K. Arendse	South Africa	8	3
2	A. Kellaway	Australia	11	2
2	P. O'Mahony	Ireland	8	2
2	A. Lienert-Brown	New Zealand	13	2
2	C. Clarke	New Zealand	8	2
2	A. Fassi	South Africa	7	2
2	E. Ashman	Scotland	9	2
8	E. Daly	England	5	1
8	F. Gomez Kodela	Argentina	2	1
8	U. Atonio	France	5	1
8	W. Le Roux	South Africa	5	1
8	O. Tu'ungafasi	New Zealand	10	1
8	J. Wiese	South Africa	6	1
8	D. van der Merwe	Scotland	9	1
8	M. Marx	South Africa	11	1

		Games	Reds	
1	P. Matera	Argentina	10	1
1	J. Danty	France	3	1
1	S. Kerevi	Australia	1	1
1	A. Esterhuizen	South Africa	3	1
1	P. Willemse	France	1	1
1	C. Ewels	England	1	1
1	A. Cocagi	Fiji	1	1
1	S. Cummings	Scotland	8	1
1	F. Daugunu	Australia	4	1
1	S. Radradra	Fiji	2	1
1	K. Shimokawa	Japan	8	1
1	W. Dearn	Japan	10	1

*Minimum 240 minutes played

 **SCOTLAND**

 **AUSTRALIA**

PLAYER COMPARISON
2024 INTERNATIONALS
SCOTLAND & AUSTRALIA

PLAYER COMPARISON - POINTS

2024 INTERNATIONALS

POINTS							
SCOTLAND			AUSTRALIA				
		Games	Total				
1	F. Russell	6	70	1	N. Lolesio	10	81
2	A. Hastings	5	45	2	T. Wright	10	30
3	D. van der Merwe	9	40	2	B. Donaldson	8	30
4	D. Graham	2	25	4	M. Faessler	9	20
5	A. Reed	3	20	4	F. McReight	7	20
5	E. Ashman	9	20				
5	J. Dobie	7	20				

TRIES							
SCOTLAND			AUSTRALIA				
		Games	Total				
1	D. van der Merwe	9	8	1	T. Wright	10	6
2	D. Graham	2	5	2	M. Faessler	9	4
3	A. Reed	3	4	2	F. McReight	7	4
3	E. Ashman	9	4	4	R. Valetini	11	3
3	J. Dobie	7	4	4	H. Paisami	7	3
				4	F. Daugunu	4	3

GOAL KICKING*									
SCOTLAND			AUSTRALIA						
		Made	Missed	%					
1	F. Russell	27	1	96.4%	1	B. Donaldson	13	1	92.9%
2	B. Healy	9	2	81.8%					
3	A. Hastings	22	5	81.5%	2	N. Lolesio	33	9	78.6%
4	R. Thompson	6	2	75.0%					

*Minimum 5 Kicks at Goal

PLAYER COMPARISON - CARRIES

2024 INTERNATIONALS

CARRIES							
SCOTLAND			AUSTRALIA				
		Games	Total				
1	J. Dempsey	7	76	1	R. Valetini	11	112
2	D. van der Merwe	9	73	2	H. Wilson	8	103
3	H. Jones	9	69	3	T. Wright	10	100
4	P. Schoeman	10	65	4	L. Ikitau	9	70
5	S. Tuipulotu	7	59	5	A. Bell	7	67

METRES							
SCOTLAND			AUSTRALIA				
		Games	Total				
1	D. van der Merwe	9	776.7	1	T. Wright	10	1,018.8
2	H. Jones	9	708.5	2	R. Valetini	11	629.9
3	K. Rowe	9	615.1	3	A. Kellaway	11	575.8
4	K. Steyn	8	421.1	4	H. Wilson	8	541.9
5	J. Dempsey	7	407.9	5	L. Ikitau	9	528.5

DEFENDERS BEATEN							
SCOTLAND			AUSTRALIA				
		Games	Total				
1	D. van der Merwe	9	38	1	T. Wright	10	35
2	H. Jones	9	30	2	L. Ikitau	9	23
3	K. Rowe	9	25	3	A. Bell	7	18
4	K. Steyn	8	19	4	A. Kellaway	11	14
5	J. Dempsey	7	18	4	N. Lolesio	10	14

PLAYER COMPARISON - PASSING

2024 INTERNATIONALS

PASSES

SCOTLAND		
	Games	Total
1 G. Horne	8	273
2 B. White	5	261
3 J. Dobie	7	163
4 F. Russell	6	161
5 A. Hastings	5	112

AUSTRALIA		
	Games	Total
1 J. Gordon	7	450
2 T. McDermott	10	269
3 N. White	5	203
4 N. Lolesio	10	184
5 T. Wright	10	69

PASSING ACCURACY%**

SCOTLAND		
	Games	Total
1 J. Dobie	7	98.8%
2 B. White	5	97.3%
3 G. Horne	8	97.1%
4 A. Hastings	5	96.4%
5 F. Russell	6	90.1%

AUSTRALIA		
	Games	Total
1 N. White	5	98.0%
2 J. Gordon	7	98.0%
3 T. McDermott	10	95.9%
4 N. Lolesio	10	95.7%

OFFLOADS

SCOTLAND		
	Games	Total
1 H. Jones	9	11
2 F. Russell	6	6
2 K. Steyn	8	6
4 J. Dempsey	7	5
4 D. van der Merwe	9	5
4 B. Kinghorn	4	5
4 S. McDowall	7	5
4 C. Redpath	5	5
4 T. Jordan	3	5

AUSTRALIA		
	Games	Total
1 N. Lolesio	10	9
2 T. Wright	10	8
3 L. Ikitau	9	6
4 H. Wilson	8	5
5 R. Valetini	11	4
5 J. Suaalii	2	4

PLAYER COMPARISON - KICKS

2024 INTERNATIONALS

KICKS IN PLAY

SCOTLAND			AUSTRALIA		
	Games	Total		Games	Total
1 F. Russell	6	89	1 N. Lolesio	10	64
2 B. White	5	54	2 J. Gordon	7	45
3 G. Horne	8	31	3 N. White	5	30
4 A. Hastings	5	17	4 T. McDermott	10	29
5 A. Price	2	15	5 T. Wright	10	28

KICKING METRES

SCOTLAND			AUSTRALIA		
	Games	Total		Games	Total
1 F. Russell	6	3,079.7	1 N. Lolesio	10	1,797.5
2 B. White	5	1,392.2	2 J. Gordon	7	1,060.9
3 G. Horne	8	724.2	3 T. Wright	10	919.1
4 B. Kinghorn	4	506.4	4 B. Donaldson	8	745.0
5 H. Paterson	3	494.5	5 T. McDermott	10	727.3

METRES / KICKS IN PLAY**

SCOTLAND			AUSTRALIA		
	Games	Avg*		Games	Avg*
1 B. Kinghorn	4	42.2	1 H. Wilson	8	58.3
2 F. Russell	6	34.6	2 F. McReight	7	56.4
3 J. Dobie	7	28.6	3 M. Koroibete	4	37.7
4 B. White	5	25.8	4 T. Wright	10	32.8
5 A. Hastings	5	23.9	5 A. Kellaway	11	30.7

*Minimum 240 minutes played **Minimum 2 Kicks / 80min

PLAYER COMPARISON - LINEOUTS

2024 INTERNATIONALS

LINEOUTS WON (INC. STEALS)

SCOTLAND		
	Games	Total
1 S. Cummings	8	29
2 G. Gilchrist	6	21
3 J. Ritchie	7	14
3 J. Bayliss	4	14
5 J. Dempsey	7	11
5 G. Brown	4	11

AUSTRALIA		
	Games	Total
1 N. Frost	8	36
2 L. Salakaia-Loto	9	31
3 H. Wilson	8	23
4 J. Williams	9	20
5 R. Valetini	11	8

LINEOUT STEALS

SCOTLAND		
	Games	Total
1 S. Cummings	8	4
2 E. Ashman	9	3
3 S. Skinner	5	2
3 J. Bayliss	4	2
5 R. Gray	1	1
5 J. Dempsey	7	1
5 J. Ritchie	7	1
5 A. Craig	3	1
5 M. Fagerson	9	1

AUSTRALIA		
	Games	Total
1 L. Salakaia-Loto	9	7
2 N. Frost	8	4
3 J. Williams	9	3
4 C. Cale	2	2
5 L. Wright	1	1
5 S. Uru	2	1
5 D. Lancaster	1	1
5 L. Gleeson	7	1

LINEOUT THROWS WON

SCOTLAND		
	Games	Total
1 E. Ashman	9	53
2 G. Turner	5	31
3 D. Richardson	4	24
4 P. Harrison	3	20
5 R. Smith	2	9

AUSTRALIA		
	Games	Total
1 M. Faessler	9	69
2 J. Nasser	6	25
3 B. Paenga-Amosa	4	15
3 B. Pollard	3	15
5 T. Wright	10	1
5 N. Lolesio	10	1

PLAYER COMPARISON - TACKLES

2024 INTERNATIONALS

SUCCESSFUL TACKLES							
SCOTLAND			AUSTRALIA				
		Games	Total				
1	R. Darge	9	132	1	F. McReight	7	113
2	P. Schoeman	10	103	2	H. Wilson	8	109
3	S. Cummings	8	95	3	R. Valetini	11	93
4	J. Dempsey	7	87	4	N. Frost	8	92
4	M. Fagerson	9	87	5	M. Faessler	9	87

DOMINANT TACKLES							
SCOTLAND			AUSTRALIA				
		Games	Total				
1	R. Darge	9	17	1	N. Frost	8	9
2	P. Schoeman	10	15	2	C. Tizzano	4	8
3	S. Cummings	8	10	2	J. Williams	9	8
4	J. Dempsey	7	9	4	H. Wilson	8	7
5	M. Fagerson	9	7	5	A. Kellaway	11	6
5	E. Ashman	9	7	5	F. McReight	7	6

BREAKDOWN STEALS							
SCOTLAND			AUSTRALIA				
		Games	Total				
1	S. Cummings	8	5	1	L. Salakaia-Loto	9	7
1	M. Fagerson	9	5	2	R. Valetini	11	6
3	J. Bayliss	4	4	2	F. McReight	7	6
3	R. Darge	9	4	2	N. Frost	8	6
3	A. Onyeama-Christie	4	4	5	T. Wright	10	4
3	E. Ashman	9	4	5	J. Williams	9	4

PLAYER COMPARISON - DISCIPLINE

2024 INTERNATIONALS

PENS CONCEDED							
SCOTLAND			AUSTRALIA				
	Games	Total		Games	Total		
1	Z. Fagerson	7	10	1	J. Slipper	8	8
2	P. Schoeman	10	8	1	J. Williams	9	8
3	D. van der Merwe	9	7	3	T. Tupou	7	7
3	G. Brown	4	7	3	L. Salakaia-Loto	9	7
5	S. Cummings	8	6	3	H. Wilson	8	7
5	E. Millar Mills	8	6	3	A. Bell	7	7
5	E. Ashman	9	6				

YELLOW CARDS							
SCOTLAND			AUSTRALIA				
	Games	Total		Games	Total		
1	E. Ashman	9	2	1	A. Kellaway	11	2
2	D. van der Merwe	9	1	2	L. Salakaia-Loto	9	1
2	G. Turner	5	1	2	F. McReight	7	1
2	S. Tuipulotu	7	1	2	S. Uru	2	1

RED CARDS							
SCOTLAND			AUSTRALIA				
	Games	Total		Games	Total		
1	S. Cummings	8	1	1	S. Kerevi	1	1
				1	F. Daugunu	4	1