

Insights by **Sage**



# ***PREVIEW REPORT***

***ITALY - NEW ZEALAND***

***2024 AUTUMN NATIONS SERIES***

***ROUND 4***

***23/11/2024***





## **ITALY vs NEW ZEALAND**

2024 AUTUMN NATIONS SERIES



### **OPTA FACTS**

- New Zealand have won each of their previous 16 Test matches against Italy, by an average margin of 50 points, the most matches the All Blacks have played against a single opponent while maintaining a 100% win rate.
- Italy have won five of their last seven matches (L2), including their most recent (v Georgia) despite trailing by 11 points at the break, the biggest halftime deficit Italy have ever overturned in a Test; the Azzurri have won five games this year, only in 1993 (W8) and 2007 (W6) have they won more often in a calendar year.
- Italy have won four of their last six home games (L2), as many as in their previous 23 combined (L19), however, each of their last two wins have come by margins of three points or fewer, after the previous two had come by margins of over 20 points.
- New Zealand lost their most recent Test match (29-30 v France) after winning five in a row previously; they suffered defeat despite leading by seven points at halftime, the first time they'd lost a match after leading by 7+ points at the break since the 2007 Rugby World Cup quarter-final against Les Bleus.
- New Zealand have won seven of their last nine Test matches in Europe (L2), with their only losses during that period each coming by a single point; they lost to France last weekend but only once in the last 80 years have the All Blacks lost consecutive matches away to European nations, doing so in 2021 (v Ireland and France).
- New Zealand have made more line breaks (9.0) and beaten more defenders (31.1) per game than any other Tier 1 men's side in 2024, while Italy have missed the most tackles per game of any such team this year (27.8).
- Italy (6.6) and New Zealand (6.3) rank first and second respectively for turnovers won per game among men's Tier 1 sides in 2024 – the Azzurri have made the most turnover-winning tackles per game (3.2), while the All Blacks have averaged the most jackal turnovers (3.6).
- Italy's Michele Lamaro has made the most tackles of any player in men's Tier 1 rugby in 2024 (155), while teammate Tommaso Menoncello ranks first for dominant tackles (20) and is one of just two backs to have made 5+ turnover-winning tackles this year (6), alongside teammate Monty Ioane (5).
- No player has completed more offloads in men's Tier 1 rugby in 2024 than New Zealand trio Sevu Reece (16), Wallace Sititi (15) and Damien McKenzie (14) – McKenzie has also assisted over twice as many line breaks as any other player this year (29).
- New Zealand's Mark Tele'a has beaten more defenders than any other player in men's Tier 1 rugby in 2024 (41) and also ranks joint-first for line breaks this year, alongside teammate Sevu Reece, as well as South Africa duo Kurt-Lee Arendse and Jesse Kriel (13 each).

# MATCH SQUADS

2024 AUTUMN NATIONS SERIES

Italy	#	New Zealand
Ange Capuozzo	15	Will Jordan
Jacopo Trulla	14	Mark Tele'a
Juan Ignacio Brex	13	Rieko Ioane
Tommaso Menoncello	12	Anton Lienert-Brown
Monty Ioane	11	Caleb Clarke
Paolo Garbisi	10	Beauden Barrett
Martin Page-Relo	9	Cam Roigard
Danilo Fischetti	1	Ethan de Groot
Gianmarco Lucchesi	2	Codie Taylor
Marco Riccioni	3	Tyrel Lomax
Federico Ruzza	4	Scott Barrett
Dino Lamb	5	Patrick Tuipulotu
Sebastian Negri	6	Wallace Sititi
Manuel Zuliani	7	Sam Cane
Ross Vintcent	8	Ardie Savea
Giacomo Nicotera	16	Asafo Aumua
Mirco Spagnolo	17	Ofa Tu'ungafasi
Simone Ferrari	18	Fletcher Newell
Niccolo Cannone	19	Tupou Vaa'i
Alessandro Izekor	20	Peter Lakai
Alessandro Garbisi	21	TJ Perenara
Leonardo Marin	22	David Havili
Marco Zanon	23	Damian McKenzie



# ITALY MATCH SQUAD DETAILS

2024 AUTUMN NATIONS SERIES

#	Player	Age	Height	Weight	Caps	Points	Tries
15	Ange Capuozzo	25	177	79	22	60	12
14	Jacopo Trulla	24	181	88	11	5	1
13	Juan Ignacio Brex	32	189	99	40	25	5
12	Tommaso Menoncello	22	187	90	22	25	5
11	Monty Ioane	30	180	91	34	75	15
10	Paolo Garbisi	24	182	94	41	219	3
9	Martin Page-Relo	25	173	77	12	28	2
1	Daniilo Fischetti	26	181	112	46	0	0
2	Gianmarco Lucchesi	24	184	110	27	5	1
3	Marco Riccioni	27	183	123	29	5	1
4	Federico Ruzza	30	198	108	58	0	0
5	Dino Lamb	26	199	119	8	10	2
6	Sebastian Negri	30	195	110	57	10	2
7	Manuel Zuliani	24	189	108	26	10	2
8	Ross Vintcent	22	187	100	8	5	1
16	Giacomo Nicotera	28	183	108	27	15	3
17	Mirco Spagnolo	23	186	110	10	0	0
18	Simone Ferrari	30	184	120	58	10	2
19	Niccolo Cannone	26	197	120	46	5	1
20	Alessandro Izekor	24	196	110	3	0	0
21	Alessandro Garbisi	22	174	83	12	25	5
22	Leonardo Marin	22	188	88	12	7	1
23	Marco Zanon	27	188	97	18	10	2

# NEW ZEALAND MATCH SQUAD DETAILS

2024 AUTUMN NATIONS SERIES

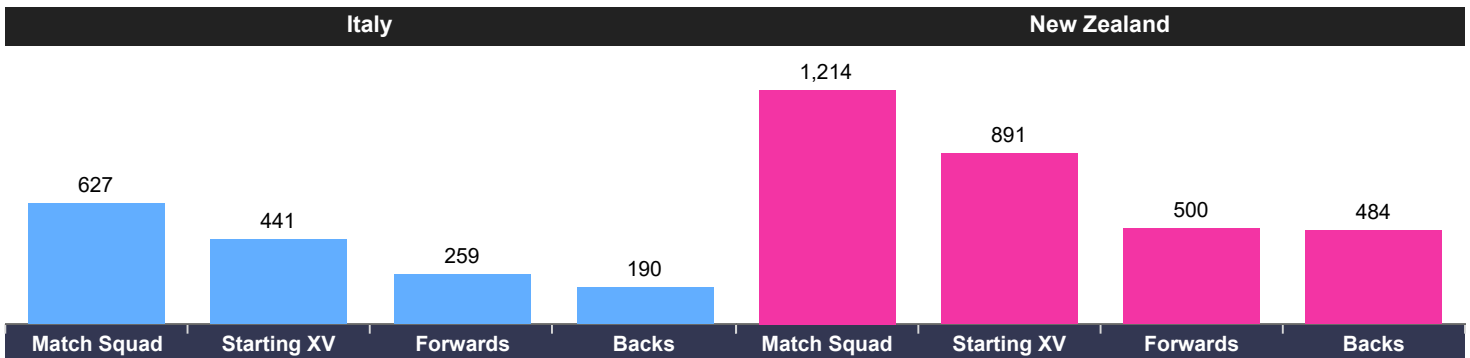


#	Player	Age	Height	Weight	Caps	Points	Tries
15	Will Jordan	26	188	94	40	185	37
14	Mark Tele'a	27	186	94	18	60	12
13	Rieko Ioane	27	189	103	80	185	37
12	Anton Lienert-Brown	29	185	96	83	75	15
11	Caleb Clarke	25	184	107	28	65	13
10	Beauden Barrett	33	187	91	133	758	44
9	Cam Roigard	24	183	88	9	30	6
1	Ethan de Groot	26	190	122	28	20	4
2	Codie Taylor	33	183	108	95	105	21
3	Tyrel Lomax	28	192	127	43	0	0
4	Scott Barrett	31	197	111	79	35	7
5	Patrick Tuipulotu	31	198	120	50	35	7
6	Wallace Sititi	22	187	113	9	0	0
7	Sam Cane	32	189	108	103	85	17
8	Ardie Savea	31	190	99	93	140	28
16	Asafo Aumua	27	177	108	19	10	2
17	Ofa Tu'ungafasi	32	195	122	67	5	1
18	Fletcher Newell	24	186	121	21	5	1
19	Tupou Vaa'i	24	198	118	37	15	3
20	Peter Lakai	21	186	108	2	5	1
21	TJ Perenara	32	184	91	88	80	16
22	David Havili	29	184	95	29	45	9
23	Damian McKenzie	29	177	78	60	311	21

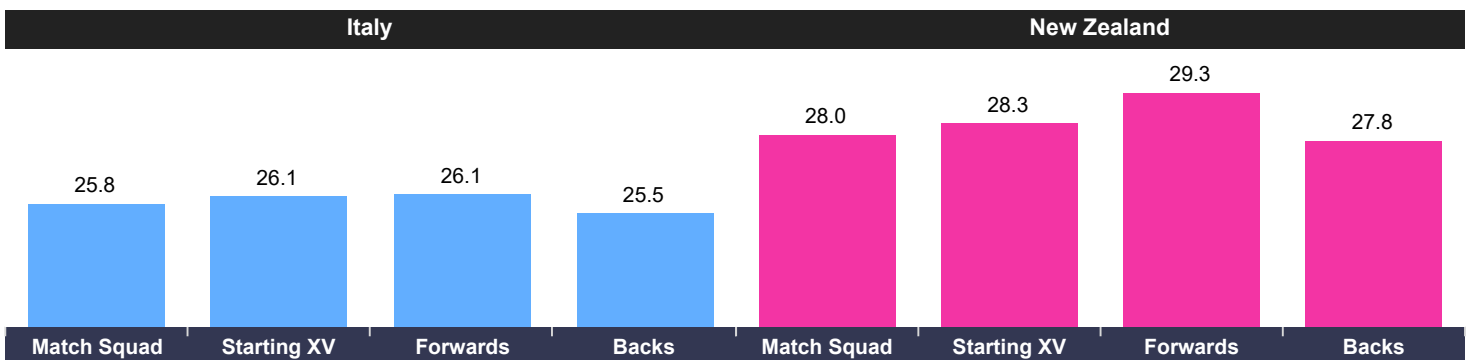
# MATCH SQUAD - SQUAD COMPARISON

2024 AUTUMN NATIONS SERIES

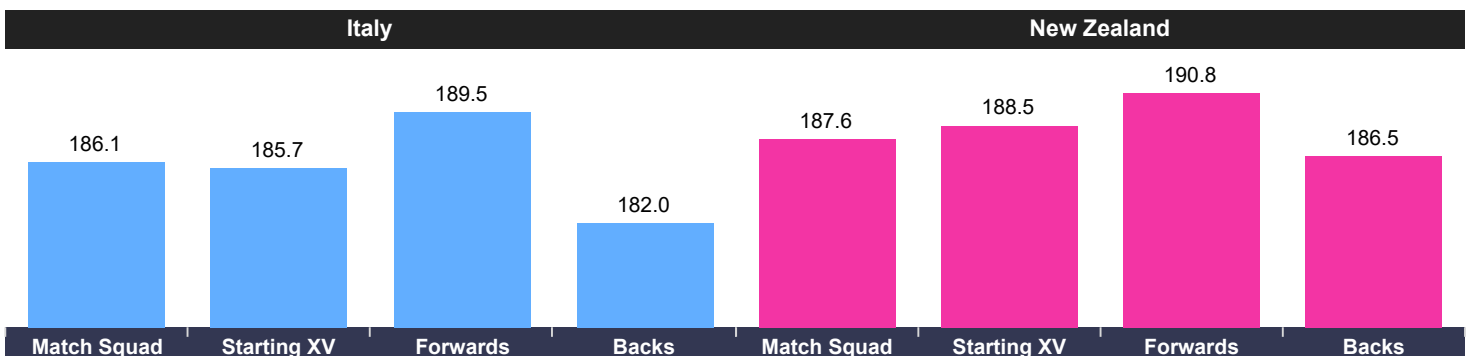
## CAPS - TOTAL



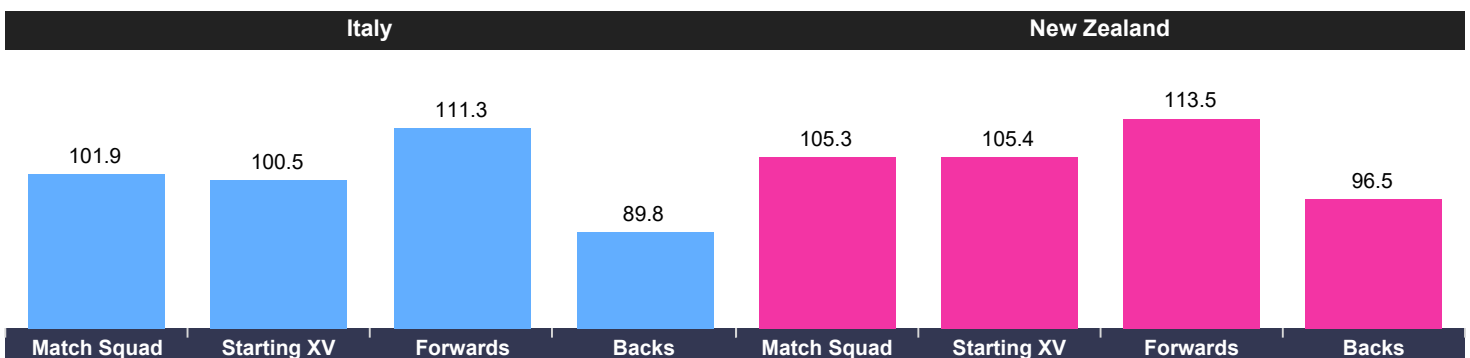
## AGE - AVERAGES



## HEIGHT - AVERAGES



## WEIGHT - AVERAGES



## LAST MATCH DETAILS

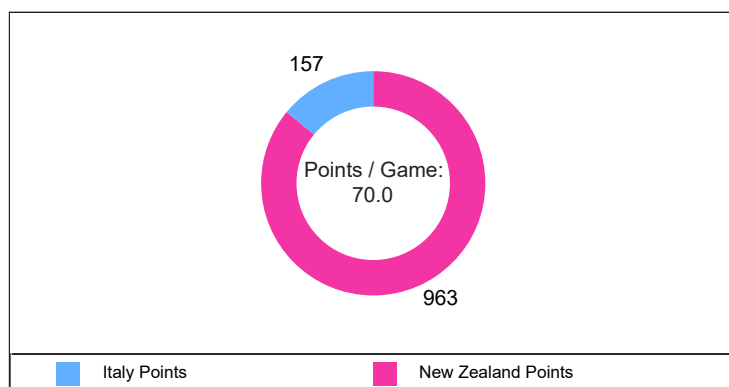
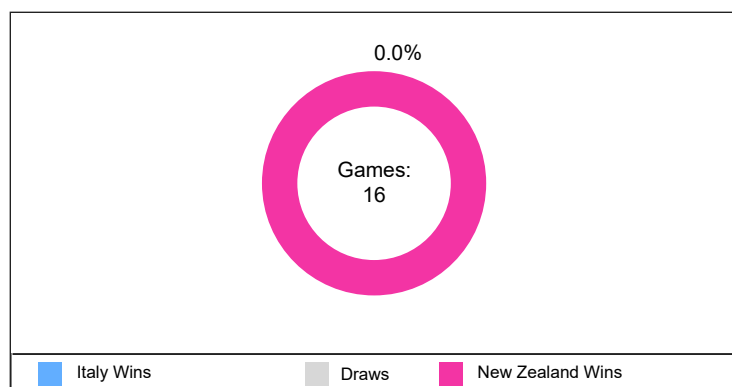
ITALY								
Autumn Nations Series v Georgia (17/11/2024) 20-17 (W)								
#	Player	Minutes	Points	Tries	Ball Carries	Kicks	Tackles	Cards
15	Matt Gallagher	80	0	0	12	9	2	0
14	Jacopo Trulla	78	0	0	8	0	2	0
13	Juan Ignacio Brex	80	0	0	14	2	4	0
12	Tommaso Menoncello	72	0	0	15	0	2	0
11	Monty Ioane	80	0	0	10	1	3	0
10	Paolo Garbisi	80	8	0	9	11	10	0
9	Alessandro Garbisi	60	0	0	1	8	3	0
1	Danilo Fischetti	53	0	0	8	0	10	0
2	Giacomo Nicotera	53	0	0	6	0	6	0
3	Simone Ferrari	53	0	0	4	0	4	0
4	Niccolo Cannone	60	0	0	8	0	8	0
5	Dino Lamb	80	0	0	7	0	3	0
6	Sebastian Negri	80	0	0	29	0	7	0
7	Michele Lamaro	2	0	0	2	0	0	0
8	Ross Vintcent	80	0	0	10	1	13	0
16	Gianmarco Lucchesi	27	0	0	3	0	1	0
17	Mirco Spagnolo	27	0	0	7	0	0	0
18	Pietro Ceccarelli	27	0	0	3	0	1	0
19	Riccardo Favretto	20	0	0	3	0	3	0
20	Manuel Zuliani	78	0	0	13	0	10	0
21	Alessandro Fusco	20	5	1	5	2	2	0
22	Leonardo Marin	3	0	0	0	0	0	0
23	Giulio Bertaccini	8	0	0	0	0	0	0
<b>Team Total</b>		-	<b>13</b>	<b>1</b>	<b>177</b>	<b>34</b>	<b>94</b>	<b>0</b>

NEW ZEALAND								
Autumn Nations Series v France (16/11/2024) 30-29 (L)								
#	Player	Minutes	Points	Tries	Ball Carries	Kicks	Tackles	Cards
15	Will Jordan	80	0	0	14	1	1	0
14	Sevu Reece	53	0	0	6	1	6	0
13	Rieko Ioane	80	0	0	16	0	7	0
12	Jordie Barrett	36	0	0	5	1	7	0
11	Caleb Clarke	80	0	0	14	0	2	0
10	Beauden Barrett	80	7	0	12	5	6	0
9	Cam Roigard	53	5	1	11	5	14	0
1	Tamaiti Williams	62	0	0	9	0	10	0
2	Codie Taylor	62	0	0	5	0	13	0
3	Tyrel Lomax	62	0	0	6	0	8	0
4	Scott Barrett	80	0	0	9	0	8	0
5	Tupou Vaa'i	55	0	0	9	0	10	0
6	Samipeni Finau	2	0	0	0	0	1	0
7	Ardie Savea	80	0	0	15	0	5	0
8	Wallace Sititi	80	0	0	13	0	14	0
16	Asafo Aumua	18	0	0	3	0	2	0
17	Ofa Tu'ungafasi	18	0	0	0	0	1	0
18	Pasilio Tosi	18	0	0	0	0	2	0
19	Patrick Tuipulotu	25	0	0	1	0	2	0
20	Peter Laka	78	5	1	15	0	12	0
21	Cortez Ratima	27	0	0	1	3	0	0
22	Anton Lienert-Brown	44	0	0	10	0	4	0
23	Damian McKenzie	27	12	0	10	0	1	0
<b>Team Total</b>		-	<b>29</b>	<b>2</b>	<b>184</b>	<b>16</b>	<b>136</b>	<b>0</b>

# HEAD TO HEAD

All Time

	Games	Italy Wins	Draws	New Zealand Wins
Overall:	16	0	0	16
Italy at Home:	8	0	0	8
New Zealand at Home:	3	0	0	3
Neutral Venue:	5	0	0	5



## LAST 10 MEETINGS

Year	Date	Team	Score	Opposition	Venue	Winner
2021	06/11/2021	Italy	9-47	New Zealand	Stadio Olimpico	New Zealand
2016	12/11/2016	Italy	10-68	New Zealand	Rome	New Zealand
2007	08/09/2007	Italy	14-76	New Zealand	Marseille	New Zealand
2003	11/10/2003	Italy	7-70	New Zealand	Marvel Stadium	New Zealand
2002	08/06/2002	New Zealand	64-10	Italy	Hamilton	New Zealand
1987	22/05/1987	New Zealand	70-6	Italy	Auckland	New Zealand
1991	13/10/1991	Italy	21-31	New Zealand	Leicester	New Zealand
1995	28/10/1995	Italy	6-70	New Zealand	Bologna	New Zealand
1999	14/10/1999	Italy	3-101	New Zealand	Huddersfield	New Zealand
2000	25/11/2000	Italy	19-56	New Zealand	Genoa	New Zealand
2004	13/11/2004	Italy	10-59	New Zealand	Rome	New Zealand
2009	14/11/2009	Italy	6-20	New Zealand	Milan	New Zealand
	27/06/2009	New Zealand	27-6	Italy	Christchurch	New Zealand
2012	17/11/2012	Italy	10-42	New Zealand	Rome	New Zealand
2018	24/11/2018	Italy	3-66	New Zealand	Rome	New Zealand
2023	29/09/2023	Italy	17-96	New Zealand	Parc OL	New Zealand

# RESULTS

Since 2023

ITALY								
Date	Opponent	Comp	H/A	Result	F	A	TF	TA
05/02/2023	France	Six Nations	H	L	24	29	2	4
12/02/2023	England	Six Nations	A	L	14	31	2	5
25/02/2023	Ireland	Six Nations	H	L	20	34	2	5
11/03/2023	Wales	Six Nations	H	L	17	29	2	4
18/03/2023	Scotland	Six Nations	A	L	14	26	1	4
29/07/2023	Scotland	International	A	L	13	25	1	3
05/08/2023	Ireland	International	A	L	17	33	2	5
19/08/2023	Romania	International	H	W	57	7	9	1
26/08/2023	Japan	International	H	W	42	21	5	3
09/09/2023	Namibia	RWC	H	W	52	8	7	1
20/09/2023	Uruguay	RWC	H	W	38	17	5	2
29/09/2023	New Zealand	RWC	A	L	17	96	2	14
06/10/2023	France	RWC	A	L	7	60	1	8
03/02/2024	England	Six Nations	H	L	24	27	3	2
11/02/2024	Ireland	Six Nations	A	L	0	36	0	6
25/02/2024	France	Six Nations	A	D	13	13	1	1
09/03/2024	Scotland	Six Nations	H	W	31	29	3	4
16/03/2024	Wales	Six Nations	A	W	24	21	2	3
05/07/2024	Samoa	International	A	L	25	33	3	4
12/07/2024	Tonga	International	A	W	36	14	5	2
21/07/2024	Japan	International	A	W	42	14	5	2
09/11/2024	Argentina	Autumn Nations Series	H	L	18	50	2	7
17/11/2024	Georgia	Autumn Nations Series	H	W	20	17	2	2
<b>Average</b>					<b>25.9</b>	<b>24.3</b>	<b>3.1</b>	<b>3.2</b>

NEW ZEALAND								
Date	Opponent	Comp	H/A	Result	F	A	TF	TA
08/07/2023	Argentina	The Rugby Championship	A	W	41	12	7	2
15/07/2023	South Africa	The Rugby Championship	H	W	35	20	4	3
29/07/2023	Australia	The Rugby Championship	A	W	38	7	6	1
05/08/2023	Australia	International	H	W	23	20	2	2
25/08/2023	South Africa	International	H	L	7	35	1	5
08/09/2023	France	RWC	A	L	13	27	2	2
15/09/2023	Namibia	RWC	H	W	71	3	11	0
29/09/2023	Italy	RWC	H	W	96	17	14	2
05/10/2023	Uruguay	RWC	H	W	73	0	11	0
14/10/2023	Ireland	RWC	A	W	28	24	3	3
20/10/2023	Argentina	RWC	A	W	44	6	7	0
28/10/2023	South Africa	RWC	H	L	11	12	1	0
06/07/2024	England	International	H	W	16	15	2	2
13/07/2024	England	International	H	W	24	17	2	2
20/07/2024	Fiji	International	H	W	47	5	7	1
10/08/2024	Argentina	The Rugby Championship	H	L	30	38	3	4
17/08/2024	Argentina	The Rugby Championship	H	W	42	10	6	1
31/08/2024	South Africa	The Rugby Championship	A	L	27	31	4	3
07/09/2024	South Africa	The Rugby Championship	A	L	12	18	0	2
21/09/2024	Australia	The Rugby Championship	A	W	31	28	4	4
28/09/2024	Australia	The Rugby Championship	H	W	33	13	5	1
26/10/2024	Japan	International	A	W	64	19	10	3
02/11/2024	England	Autumn Nations Series	A	W	24	22	3	1
08/11/2024	Ireland	Autumn Nations Series	A	W	23	13	1	1
16/11/2024	France	Autumn Nations Series	A	L	29	30	2	3
<b>Average</b>					<b>28.8</b>	<b>20.9</b>	<b>3.5</b>	<b>2.3</b>

## FORM-ITALY

All Competitions

ITALY						
Record	Date	Opponent	Comp	Score	Days Since	Games Since
Last Win	17/11/2024	Georgia	Autumn Nations Series	20-17	4	0
Last Loss	09/11/2024	Argentina	Autumn Nations Series	18-50	12	1
Last Home Win	17/11/2024	Georgia	Autumn Nations Series	20-17	4	0
Last Home Loss	09/11/2024	Argentina	Autumn Nations Series	18-50	12	1
Last Away Win	21/07/2024	Japan	International	42-14	123	2
Last Away Loss	05/07/2024	Samoa	International	25-33	139	4

NEW ZEALAND						
Record	Date	Opponent	Comp	Score	Days Since	Games Since
Last Win	08/11/2024	Ireland	Autumn Nations Series	23-13	13	1
Last Loss	16/11/2024	France	Autumn Nations Series	29-30	5	0
Last Home Win	28/09/2024	Australia	The Rugby Championship	33-13	54	4
Last Home Loss	10/08/2024	Argentina	The Rugby Championship	30-38	103	9
Last Away Win	08/11/2024	Ireland	Autumn Nations Series	23-13	13	1
Last Away Loss	16/11/2024	France	Autumn Nations Series	29-30	5	0

# LAST MEETING - STATISTICS

## New Zealand 96-17 Italy (2023-09-29 - Rugby World Cup)

New Zealand		Italy
14	Tries	2
13	Conversions	2
0	Penalty Goals	1
135	Ball Carries	98
14	Offloads	4
20	Line Breaks	6
33	Defenders Beaten	16
1,087	Carry Metres	671
124	Total Tackles	158
16	Missed Tackle	33
7	Turnovers Won	2
8	Turnover Conceded	12
15	Lineouts Won	6
0	Lineouts Lost	5
7	Total Penalties Conceded	14
25	Kicks in Play	11

#	Player	Minutes Played	Tries	Points	Ball Carries	Defenders Beaten	Tackles	Tackles - Success	Turnovers Won	Pens Conceded
15	Beauden Barrett	80	0	0	8	3	3	1	0	0
14	Will Jordan	80	2	10	16	1	6	5	0	0
13	Rieko Ioane	80	0	0	11	0	13	9	0	0
12	Jordie Barrett	63	0	0	10	2	13	9	1	1
11	Mark Tele'a	80	1	5	12	6	11	8	0	0
10	Richie Mo'unga	63	0	18	4	2	3	3	0	0
9	Aaron Smith	49	3	15	4	2	3	3	0	0
1	Ofa Tu'ungafasi	49	0	0	4	0	6	6	0	1
2	Codie Taylor	57	0	0	4	0	6	6	2	0
3	Nepo Laulala	49	0	0	3	0	7	6	0	0
4	Brodie Retallick	76	1	5	7	0	5	4	2	2
5	Scott Barrett	80	0	0	6	0	5	5	0	1
6	Shannon Frizell	49	0	0	7	3	9	7	1	0
7	Dalton Papali'i	57	1	5	3	0	11	10	0	0
8	Ardie Savea	80	2	10	12	5	7	4	1	1
16	Dane Coles	23	2	10	5	1	5	4	0	0
17	Tamaiti Williams	31	0	0	0	0	4	3	0	0
18	Tyrel Lomax	31	0	0	1	0	3	1	0	0
19	Sam Whitelock	31	0	0	1	1	6	6	0	0
20	Sam Cane	23	0	0	3	0	3	2	0	0
21	Cam Roigard	31	0	0	4	3	3	1	0	1
22	Damian McKenzie	17	1	13	5	4	1	1	0	0
23	Anton Lienert-Brown	17	1	5	5	0	4	4	0	0

#	Player	Minutes	Tries	Points	Ball Carries	Defenders Beaten	Tackles	Tackles - Success	Turnovers Won	Pens Conceded
15	Tommaso Allan	60	0	5	5	0	5	2	0	0
14	Ange Capuozzo	80	1	5	11	3	7	3	0	1
13	Juan Ignacio Brex	80	0	0	9	4	16	6	0	0
12	Luca Morisi	80	0	0	5	0	17	11	0	0
11	Monty Ioane	80	1	5	12	4	6	2	0	0
10	Paolo Garbisi	80	0	2	6	1	14	7	1	2
9	Stephen Varney	49	0	0	2	0	8	5	0	0
1	Danilo Fischetti	18	0	0	0	0	4	4	0	0
2	Giacomo Nicotera	49	0	0	1	0	13	10	0	1
3	Marco Riccioni	54	0	0	5	0	12	8	0	1
4	Dino Lamb	41	0	0	3	0	9	7	0	2
5	Federico Ruzza	80	0	0	2	1	11	11	0	0
6	Sebastian Negri	49	0	0	9	0	15	12	0	0
7	Michele Lamaro	65	0	0	1	0	14	10	0	0
8	Lorenzo Cannone	80	0	0	5	0	13	8	0	3
16	Hame Faiva	31	0	0	2	0	5	2	0	0
17	Ivan Nemer	62	0	0	4	1	8	4	0	2
18	Simone Ferrari	26	0	0	1	0	2	2	0	1
19	Niccolo Cannone	40	0	0	6	1	4	3	0	0
20	Manuel Zuliani	31	0	0	4	1	3	2	1	0
21	Toa Halafih	15	0	0	0	0	4	3	0	1
22	Martin Page-Relo	31	0	0	3	0	4	2	0	0
23	Paolo Odogwu	20	0	0	2	0	2	1	0	0

**TEAM ANALYSIS**  
**2024 INTERNATIONALS**

# TEAM ANALYSIS - MATCH AVERAGES

2024 INTERNATIONALS

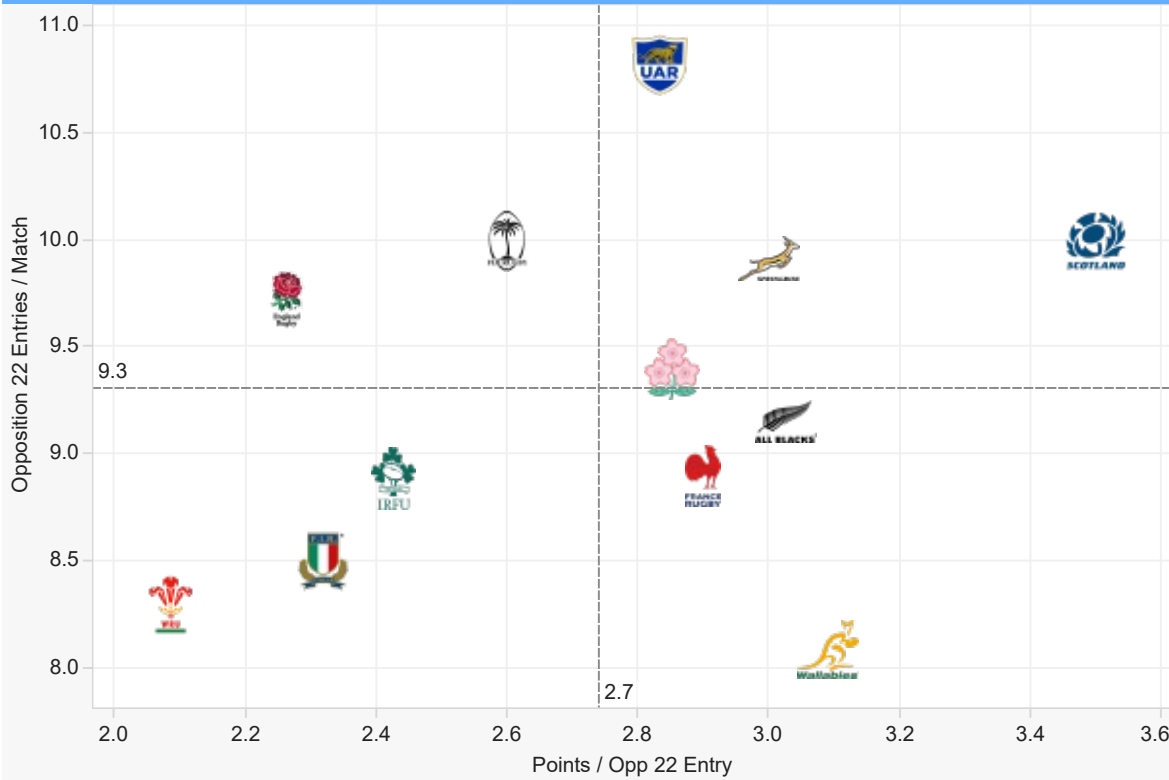
		
23.3	Points	30.9
2.6	Tries	3.8
73.1%	Goal Kicking %	79.3%
106.8	Carries	131.2
665.2	Carry Metres	902.4
8.5	Opposition 22 Entries	9.2
2.3	Points / Opp 22 Entry	3.0
5.5	Line Breaks	9.0
20.6	Defenders Beaten	31.1
5.7	Offloads	10.8
144.8	Passes	187.0
27.7	Kicks From Hand	25.3
192.2	Tackles	154.4
27.8	Missed Tackles	19.6
85.5%	Tackle %	87.3%
14.1	Dominant Tackles	9.5
9.1	Pens Conceded	9.5
0.6	Yellow Cards	0.7
0	Red Cards (Total)	0
4.8	Turnovers Won	6.5
12.3	Turnovers Conceded	14.0
81.6%	Lineout Success %	87.3%
87.1%	Scrum Success %	95.9%
97.2%	Ruck Success %	96.7%
39.4%	Gainline Forward %	44.0%

All stats are on a per match basis (unless stated otherwise)

# TEAM ANALYSIS - 22 ENTRIES

2024 INTERNATIONALS

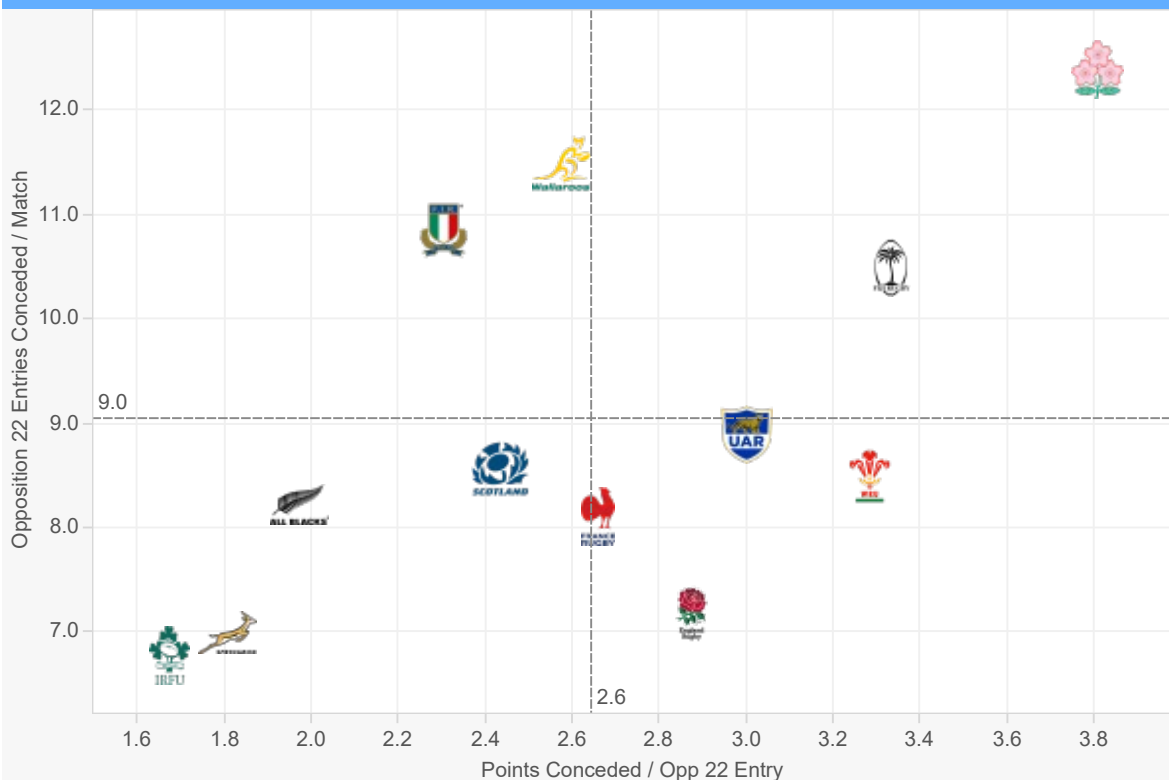
## 22 ENTRIES FOR



22 Entries / Match	
Argentina	10.8
Scotland	10.0
Fiji	10.0
South Africa	9.9
England	9.7
Japan	9.4
New Zealand	9.2
France	8.9
Ireland	8.9
Italy	8.5
Wales	8.3
Australia	8.1

Points / Entry	
Scotland	3.5
Australia	3.1
New Zealand	3.0
South Africa	3.0
France	2.9
Japan	2.9
Argentina	2.8
Fiji	2.6
Ireland	2.4
Italy	2.3
England	2.3
Wales	2.1

## 22 ENTRIES AGAINST



22 Entries Con. / Match	
Japan	12.4
Australia	11.5
Italy	10.9
Fiji	10.5
Argentina	8.9
Scotland	8.6
Wales	8.5
New Zealand	8.2
France	8.1
England	7.2
South Africa	7.0
Ireland	6.8

Points Con / Entry	
Japan	12.4
Fiji	10.5
Wales	8.5
Argentina	8.9
England	7.2
France	8.1
Australia	11.5
Scotland	8.6
Italy	10.9
New Zealand	8.2
South Africa	7.0
Ireland	6.8

# TEAM ANALYSIS - POINTS & TRIES

2024 INTERNATIONALS

## POINTS PER PERIOD

	SCORED					CONCEDED				
	Total	1'-20'	21'-HT	HT-60'	61'-80'	Total	1'-20'	21'-HT	HT-60'	61'-80'
Argentina	357	66	102	73	116	281	84	92	61	44
Australia	302	80	84	52	86	307	72	85	49	101
England	281	79	68	85	49	268	66	82	41	79
Fiji	255	52	54	80	69	133	48	24	21	40
France	306	71	79	84	72	202	44	50	46	62
Ireland	224	59	65	30	70	97	39	19	13	26
Italy	212	66	47	39	60	139	36	25	42	36
Japan	276	76	70	50	80	190	47	42	39	62
New Zealand	402	117	138	75	72	251	60	74	53	64
Scotland	437	109	125	82	121	259	61	67	71	60
South Africa	391	98	90	68	135	109	32	22	36	19
Wales	160	23	51	29	57	164	35	40	37	52
<b>Total</b>	<b>3,603</b>	<b>896</b>	<b>973</b>	<b>747</b>	<b>987</b>	<b>2,901</b>	<b>753</b>	<b>764</b>	<b>601</b>	<b>783</b>

## TRIES PER PERIOD

	SCORED					CONCEDED				
	Total	1'-20'	21'-HT	HT-60'	61'-80'	Total	1'-20'	21'-HT	HT-60'	61'-80'
Argentina	46	7	14	9	16	34	11	11	6	6
Australia	37	9	9	7	12	39	9	10	6	14
England	33	9	7	11	6	30	8	8	5	9
Fiji	35	8	7	10	10	19	7	3	3	6
France	34	8	8	10	8	24	5	5	6	8
Ireland	27	6	7	4	10	12	6	1	1	4
Italy	23	8	3	5	7	10	2	1	4	3
Japan	37	10	9	7	11	25	6	5	5	9
New Zealand	49	16	18	8	7	36	8	12	7	9
Scotland	58	15	15	11	17	28	7	6	7	8
South Africa	48	14	11	5	18	15	5	2	5	3
Wales	20	2	6	4	8	20	4	5	5	6
<b>Total</b>	<b>447</b>	<b>112</b>	<b>114</b>	<b>91</b>	<b>130</b>	<b>346</b>	<b>90</b>	<b>85</b>	<b>70</b>	<b>101</b>

## TRY ORIGIN

	SCORED									CONCEDED								
	Total	Counter Attack	Free Kick	Lineout	Penalty	Scrum	Start Half	Tap Penalty	Turnover	Total	Counter Attack	Free Kick	Lineout	Penalty	Scrum	Start Half	Tap Penalty	Turnover
Argentina	56	9	0	17	0	6	1	3	20	40	5	0	18	0	4	0	2	11
Australia	44	7	2	19	1	5	0	2	8	48	8	0	17	0	6	0	3	14
England	38	5	0	20	0	3	1	2	7	37	6	2	15	0	3	0	1	10
Fiji	39	4	1	13	0	9	0	2	10	21	1	1	11	1	4	0	0	3
France	43	9	1	10	0	9	0	2	12	28	3	0	16	0	4	1	0	4
Ireland	26	0	0	18	0	2	1	1	4	13	0	0	8	0	2	0	1	2
Italy	27	2	0	11	0	4	0	1	9	14	2	0	5	1	1	0	1	4
Japan	46	8	0	17	0	3	0	4	14	32	8	0	12	0	3	0	1	8
New Zealand	60	11	2	22	0	6	0	2	17	43	7	0	16	0	5	0	3	12
Scotland	70	11	0	32	1	5	0	2	19	32	4	0	15	0	5	0	1	7
South Africa	54	4	0	23	1	8	0	2	16	16	0	1	5	0	4	0	2	4
Wales	26	2	0	15	0	2	0	4	3	21	1	0	6	0	4	1	5	4
<b>Total</b>	<b>529</b>	<b>72</b>	<b>6</b>	<b>217</b>	<b>3</b>	<b>62</b>	<b>3</b>	<b>27</b>	<b>139</b>	<b>407</b>	<b>52</b>	<b>5</b>	<b>170</b>	<b>3</b>	<b>53</b>	<b>3</b>	<b>22</b>	<b>99</b>

Max & Min values are highlighted per time-frame/phase/section

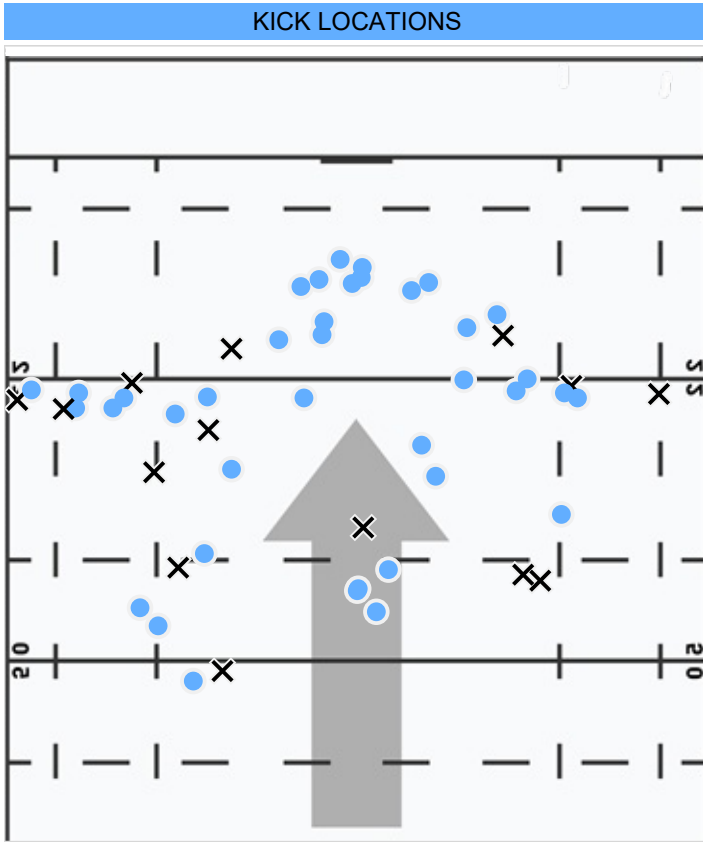


# ***TEAM ANALYSIS***

## ***ITALY - 2024 INTERNATIONALS***

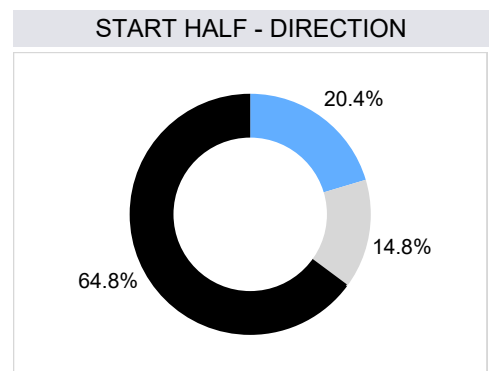
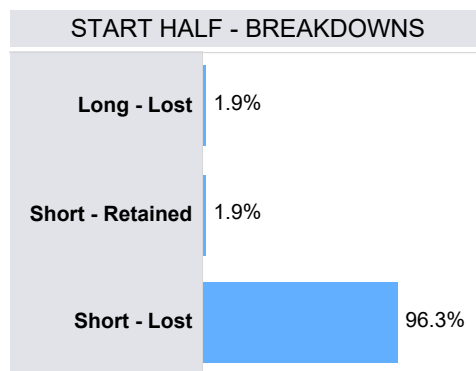
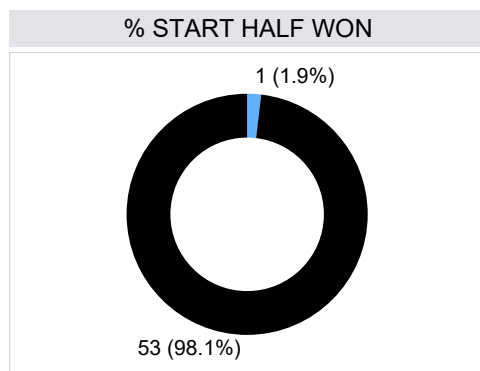
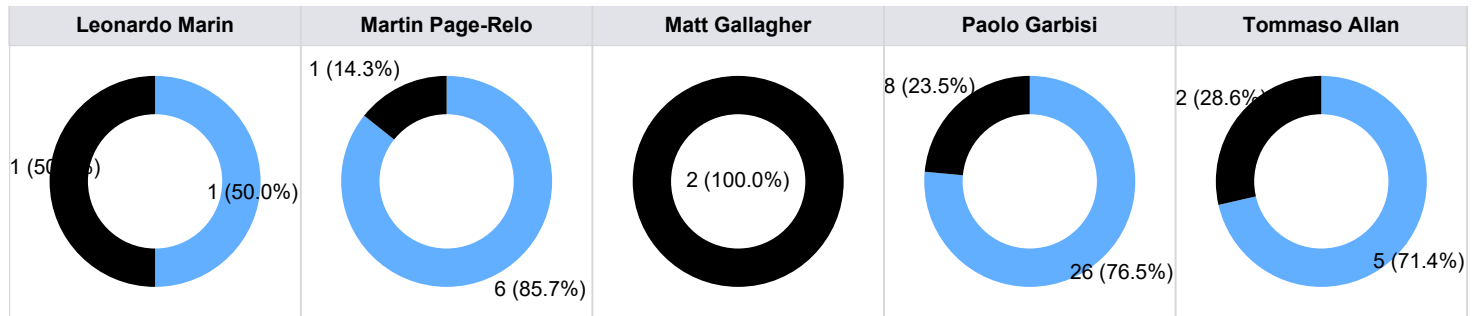
# KICKING

ITALY - 2024 INTERNATIONALS



LAST 20 KICKS AT GOAL				
Opponent	Min	Player	Pts Gained	
Georgia	22	Paolo Garbisi	0.34	Pen Made
	28	Matt Gallagher	-1.74	Pen Missed
	31	Paolo Garbisi	0.35	Pen Made
	64	Paolo Garbisi	0.36	Conv Made
	72	Matt Gallagher	-1.65	Pen Missed
Argentina	19	Martin Page-Relo	-0.75	Pen Missed
	44	Tommaso Allan	0.17	Pen Made
	43	Tommaso Allan	0.22	Pen Made
	69	Tommaso Allan	-1.51	Conv Missed
Japan	4	Martin Page-Relo	2.60	Pen Made
	10	Paolo Garbisi	0.39	Conv Made
	15	Paolo Garbisi	0.82	Conv Made
	37	Paolo Garbisi	0.37	Conv Made
	48	Martin Page-Relo	2.67	Pen Made
	61	Martin Page-Relo	2.60	Pen Made
	73	Leonardo Marin	0.04	Conv Made
Tonga	82	Leonardo Marin	-0.40	Conv Missed
	20	Paolo Garbisi	-1.06	Conv Missed
	24	Paolo Garbisi	-2.49	Pen Missed
30	Paolo Garbisi	0.11	Pen Made	
<b>Overall Points Gained</b>			<b>4.77</b>	

## KICKS AT GOAL



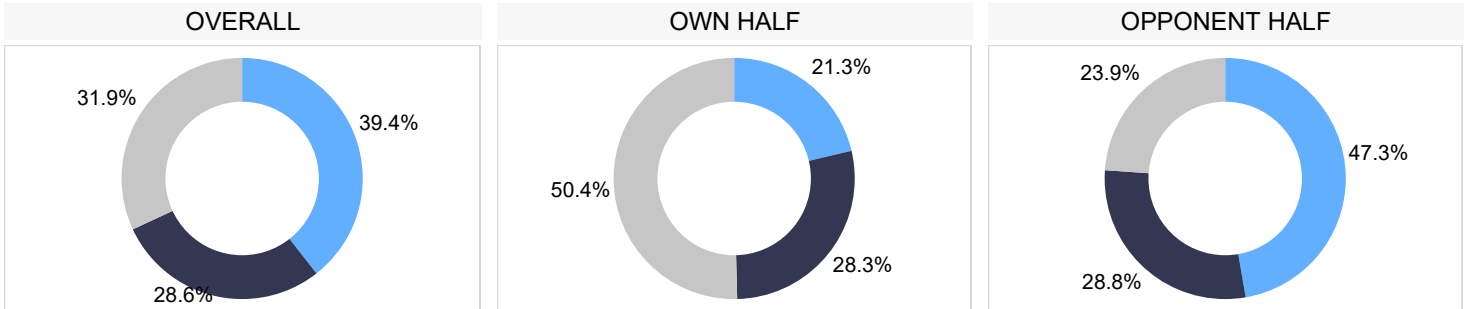
Won Lost

Right Split Left

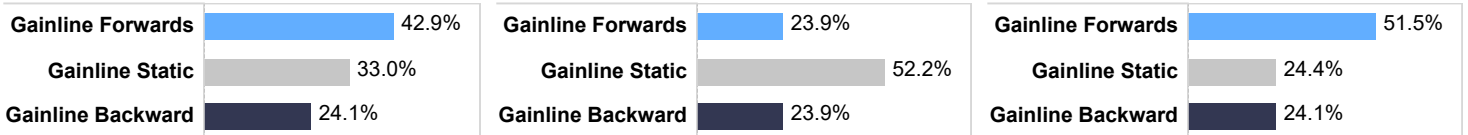
# COLLISIONS

ITALY - 2024 INTERNATIONALS

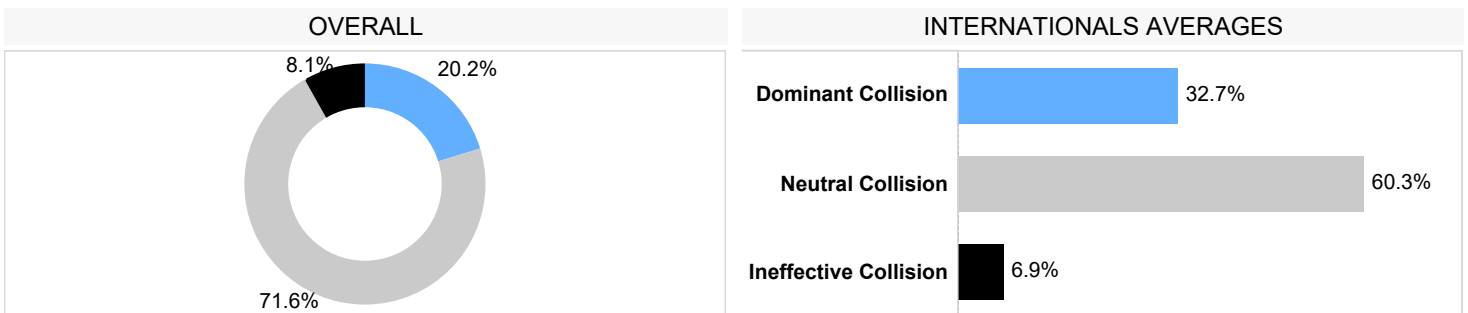
## GAINLINE SUCCESS



### INTERNATIONALS AVERAGES

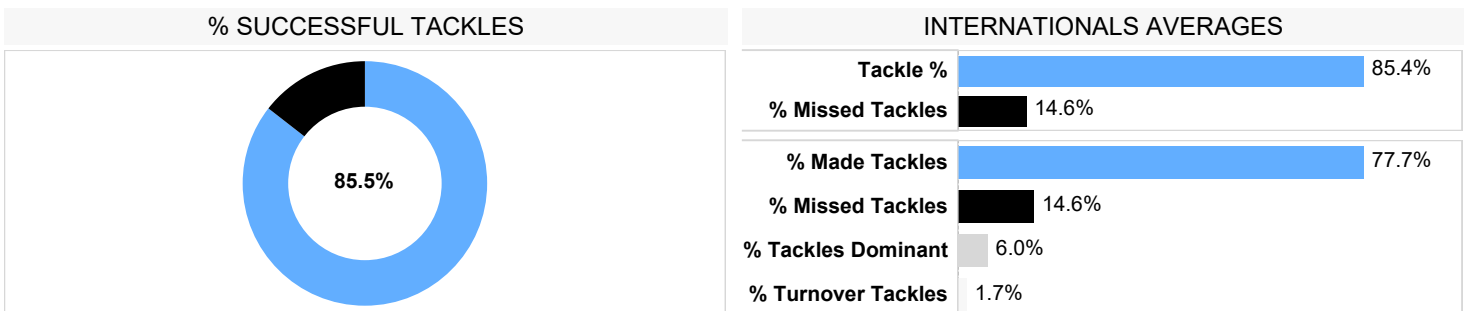


## CARRIES INTO CONTACT\*

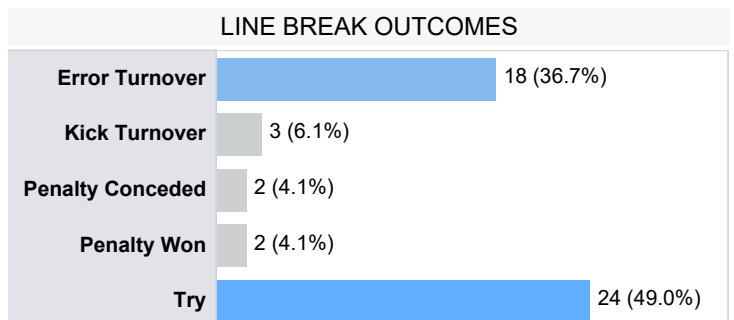


\*dominance based on tackle outcome

## TACKLES

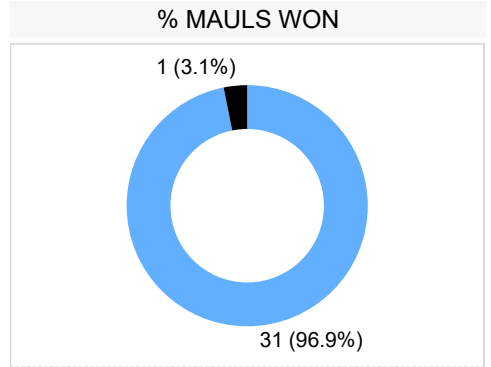
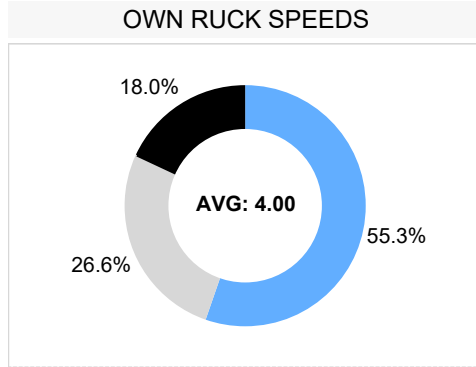
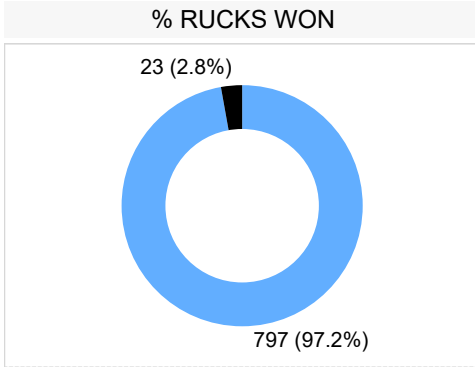


CARRIES & BREAKS	
Line Breaks	55
Line breaks / match	5.5
Defenders Beaten	206
Defenders Beaten / match	20.6
Ball Carries	1,068
Carries / Match	106.8

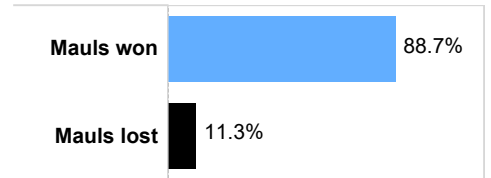
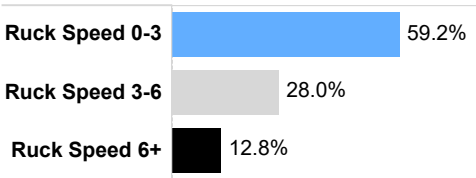
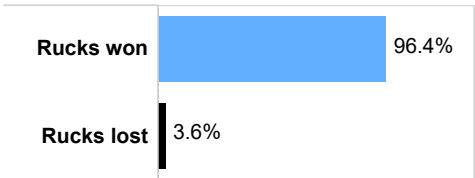


# BREAKDOWN

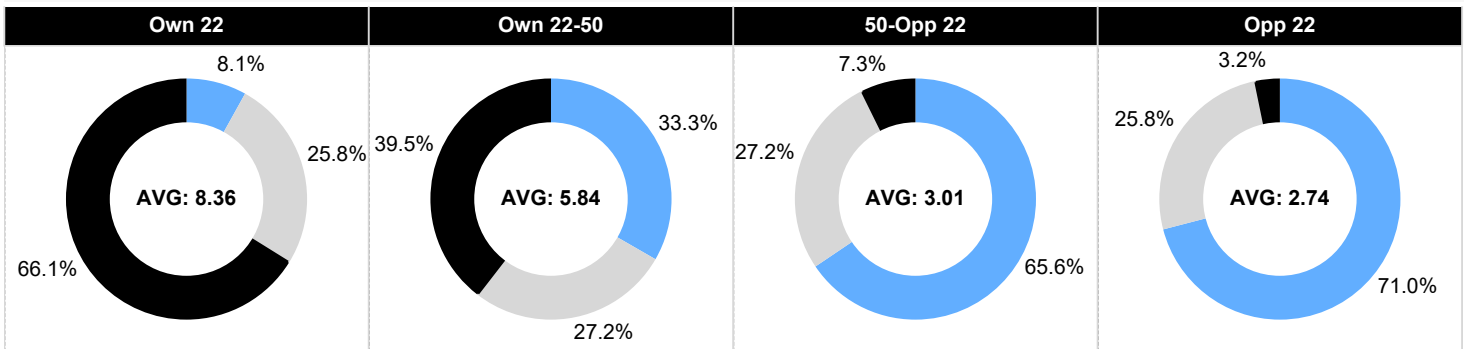
ITALY - 2024 INTERNATIONALS



## INTERNATIONALS AVERAGES



## RUCK SPEEDS - LOCATIONS



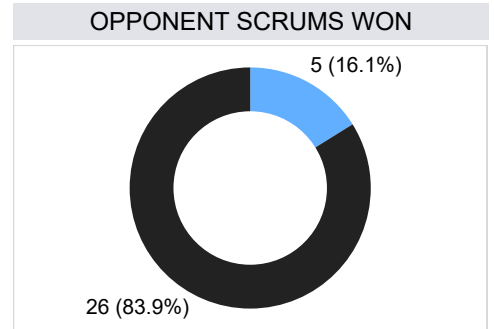
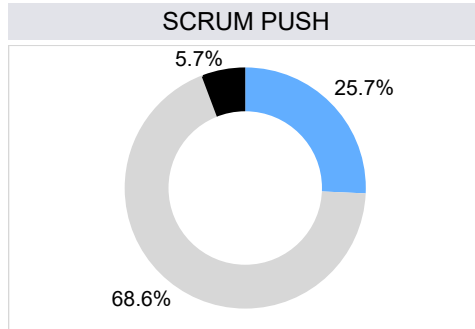
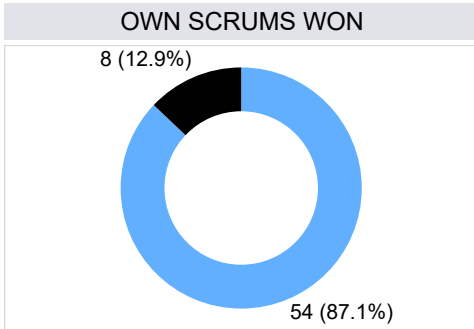
■ Ruck Speed 0-3   
 ■ Ruck Speed 3-6   
 ■ Ruck Speed 6+

Attacking Breakdown Arrivals		Defensive Breakdown Arrivals		Breakdown Steals	
1	Niccolo Cannone 174	1	Danilo Fischetti 71	1	Gianmarco Lucchesi 7
2	Michele Lamaro 161	2	Mirco Spagnolo 69	2	Lorenzo Cannone 4
3	Danilo Fischetti 143	3	Gianmarco Lucchesi 68	3	Manuel Zuliani 4
4	Giacomo Nicotera 137	4	Michele Lamaro 58	4	Danilo Fischetti 3
5	Manuel Zuliani 99	5	Giacomo Nicotera 57	<b>Team Total</b>	<b>34</b>

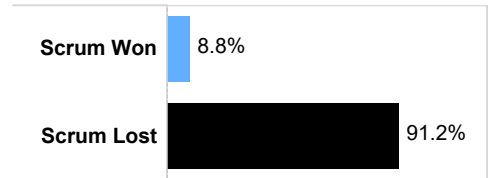
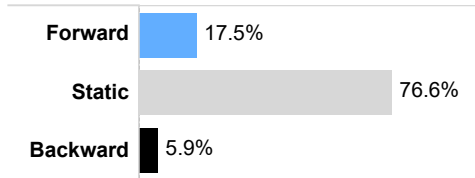
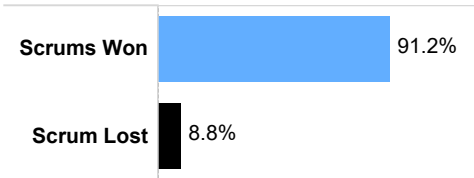
# SET PIECE

ITALY - 2024 INTERNATIONALS

## SCRUMS



### INTERNATIONALS AVERAGES



### OWN SCRUMS

Scrum Won	Scrum Reset Retained	Scrum Lost
54	8	8

### OPPONENT SCRUMS

Scrum Won	Scrum Reset Retained	Scrum Lost
5	2	26

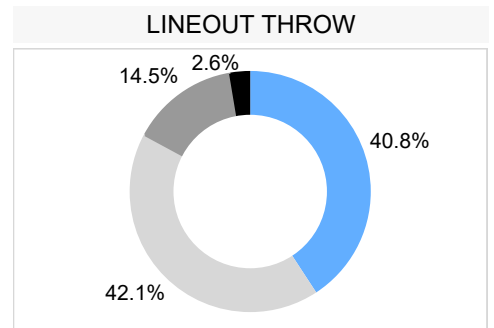
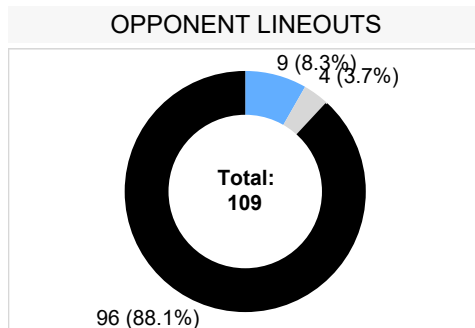
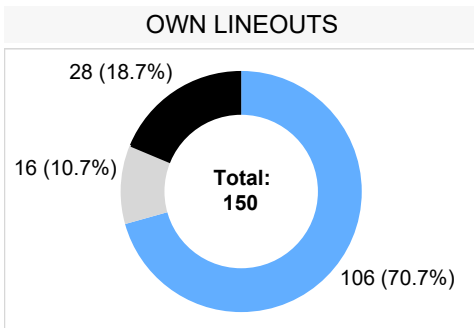
### OWN SCRUMS WON

	Used	Penalty	Free Kick
Total	28	22	4
% of Total	51.9%	40.7%	7.4%

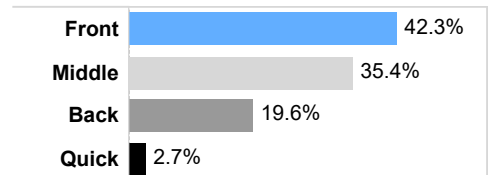
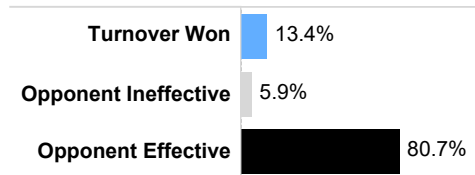
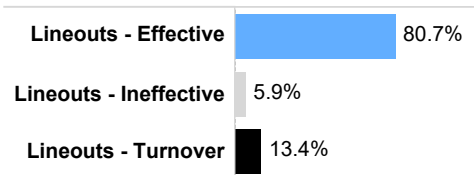
### OPPONENT SCRUMS WON

	Used	Penalty	Free Kick
Total	5		
% of Total	100.0%		

## LINEOUTS



### INTERNATIONALS AVERAGES

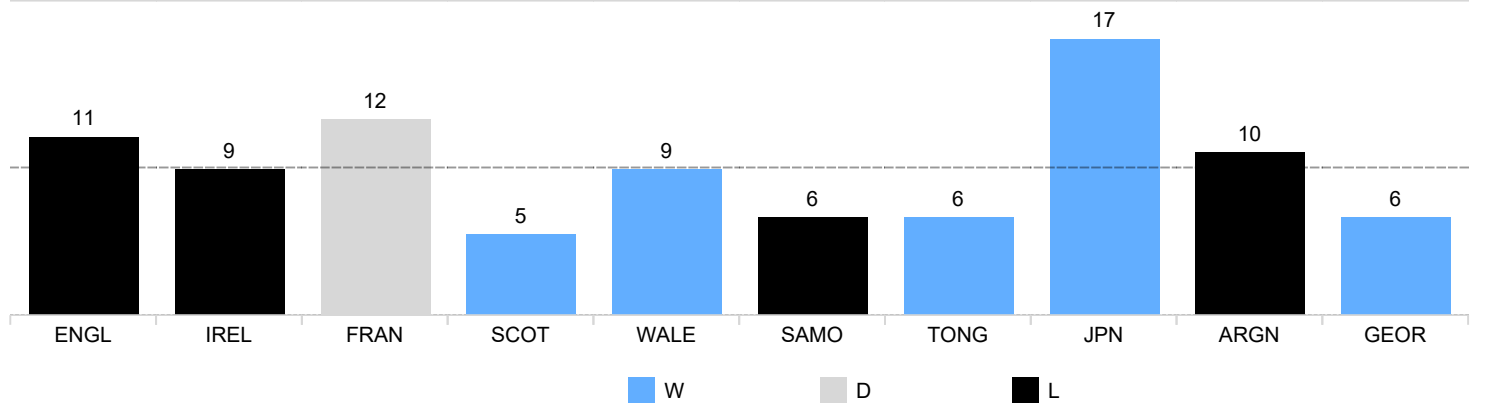


# DISCIPLINE

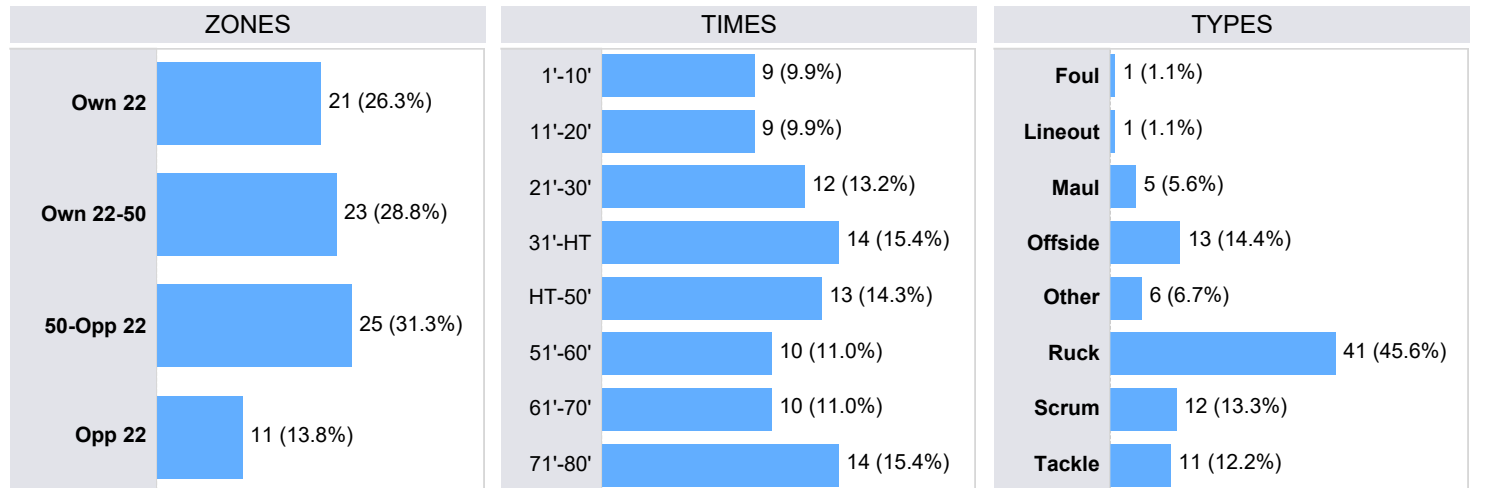
ITALY - 2024 INTERNATIONALS

Statistic	Team	Year Average
Total penalties conceded / match	9.1	5.3
Yellow cards / match	0.6	0.4
Red cards / match	0.0	0.0

## PENALTIES CONCEDED PER MATCH



## PENALTIES & INFRINGEMENTS



## PLAYER STATISTICS - PER 80 AVERAGES WITH A MINIMUM 240 MINUTES PLAYED

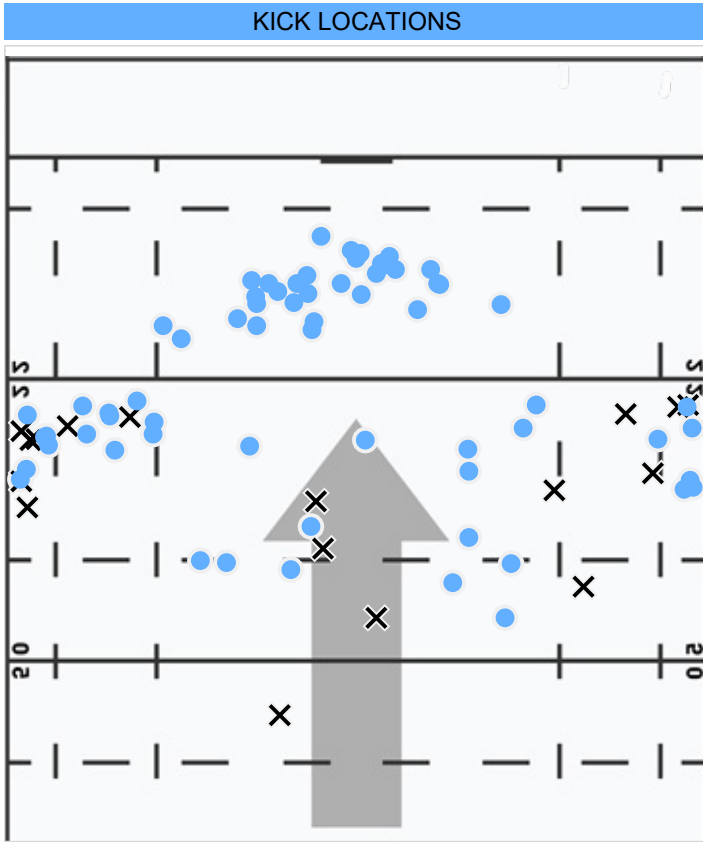
Total penalties conceded		Penalties conceded / 80 minutes		Yellow / Red cards		
1	Gianmarco Lucchesi	9	1.9	1	Gianmarco Lucchesi	1 / 0
2	Ross Vintcent	8	1.5	2	Jacopo Trulla	1 / 0
3	Tommaso Menoncello	7	1.4	3	Lorenzo Cannone	1 / 0
4	Danilo Fischetti	6	1.2	4	Michele Lamaro	1 / 0
5	Giosue Zilocchi	6	0.9	5	Ross Vintcent	1 / 0



***TEAM ANALYSIS***  
***NEW ZEALAND - 2024 INTERNATIONALS***

# KICKING

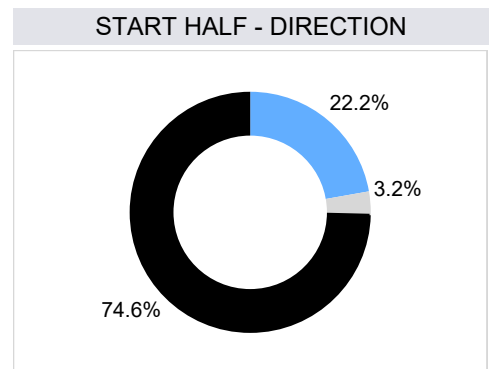
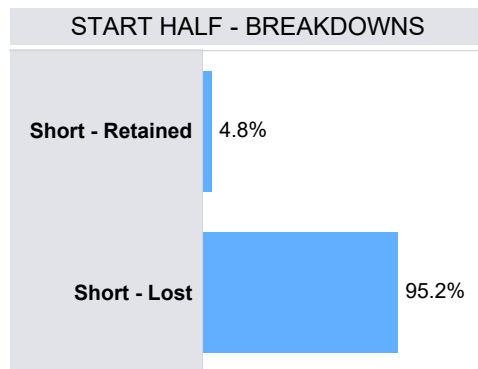
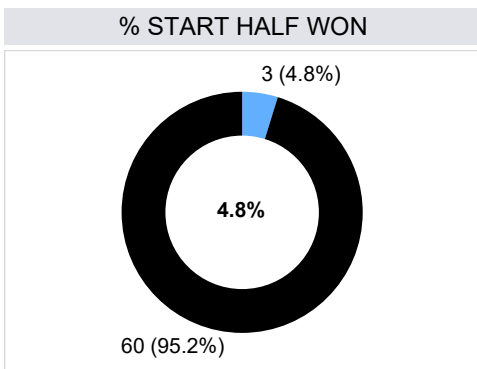
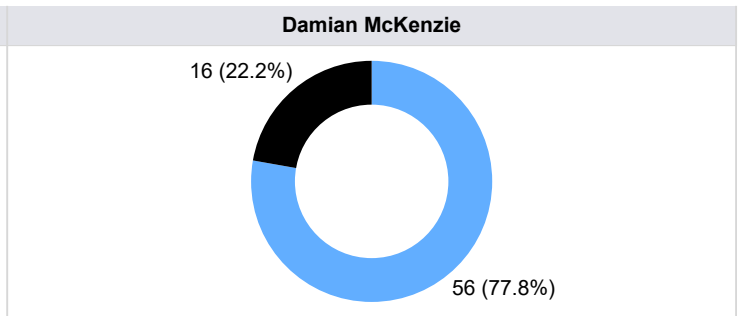
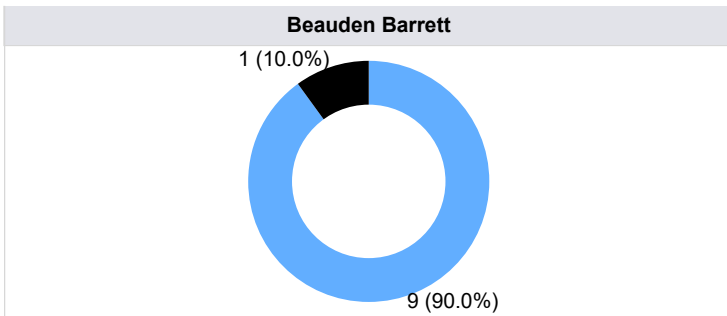
NEW ZEALAND - 2024 INTERNATIONALS



### LAST 20 KICKS AT GOAL

Opponent	Min	Player	Pts Gained	Result
France	10	Beauden Barrett	0.37	Conv Made
	28	Beauden Barrett	0.13	Conv Made
	37	Beauden Barrett	0.19	Pen Made
	55	Damian McKenzie	0.05	Pen Made
	62	Damian McKenzie	0.10	Pen Made
	68	Damian McKenzie	0.05	Pen Made
	75	Damian McKenzie	0.69	Pen Made
Ireland	10	Damian McKenzie	0.20	Pen Made
	29	Damian McKenzie	0.10	Pen Made
	38	Damian McKenzie	0.12	Pen Made
	49	Damian McKenzie	1.25	Pen Made
	57	Damian McKenzie	-2.18	Pen Missed
	61	Damian McKenzie	0.88	Pen Made
	65	Damian McKenzie	0.42	Pen Made
England	70	Damian McKenzie	-1.01	Conv Missed
	10	Beauden Barrett	1.06	Conv Made
	29	Beauden Barrett	0.79	Conv Made
	67	Damian McKenzie	0.49	Pen Made
Japan	77	Damian McKenzie	1.15	Conv Made
	13	Damian McKenzie	1.09	Conv Made
<b>Overall Points Gained</b>			<b>6.96</b>	

## KICKS AT GOAL



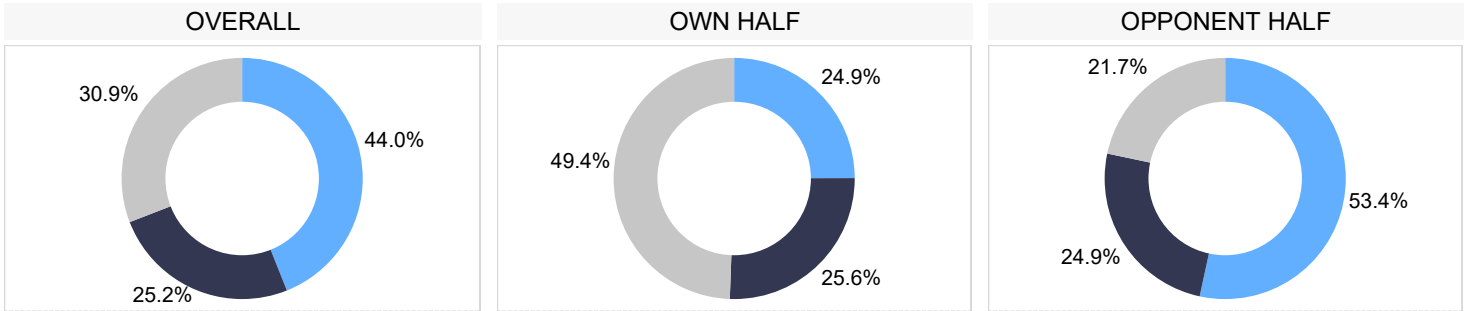
Won Lost

Right Split Left

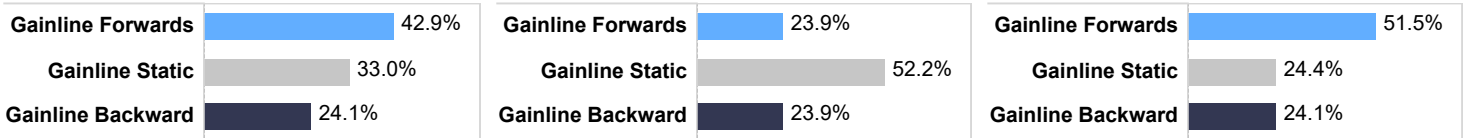
# COLLISIONS

NEW ZEALAND - 2024 INTERNATIONALS

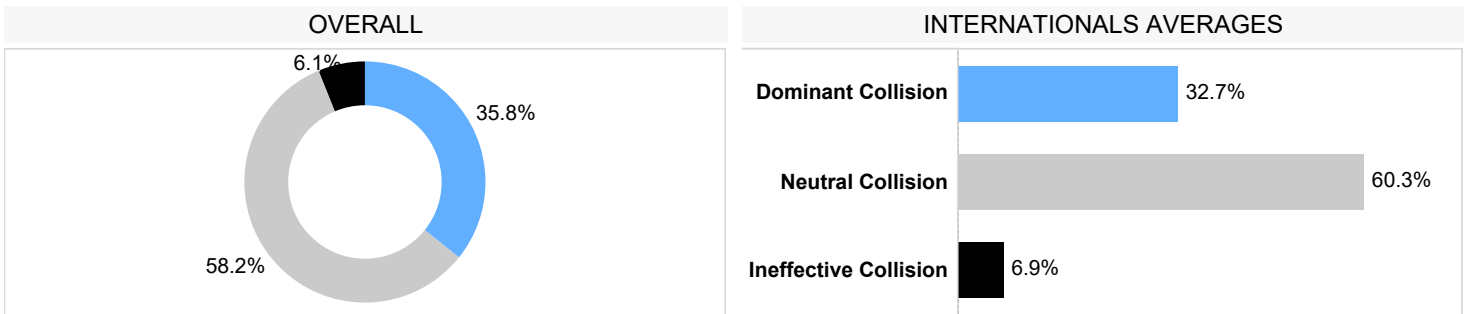
## GAINLINE SUCCESS



### CHAMPIONSHIP AVERAGES

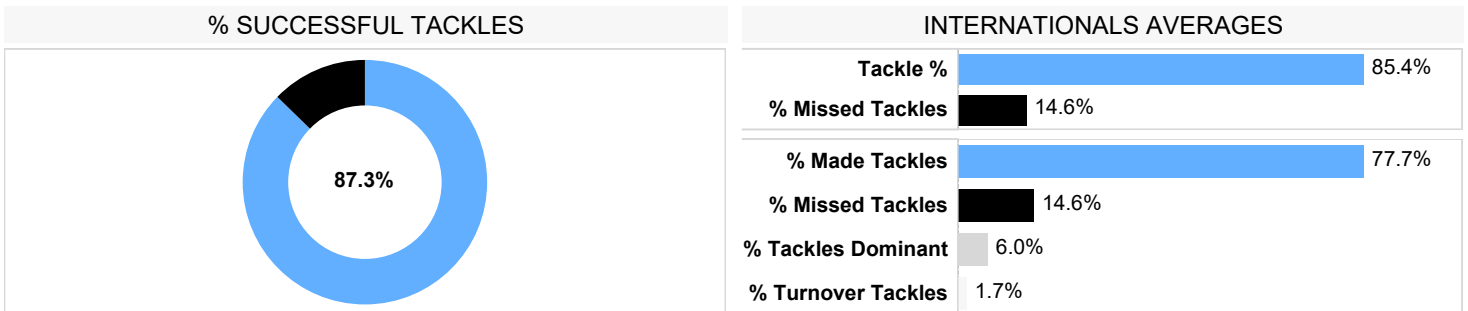


## CARRIES INTO CONTACT\*

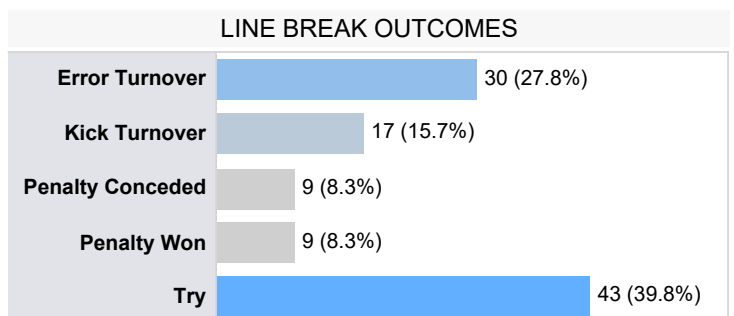


\*dominance based on tackle outcome

## TACKLES

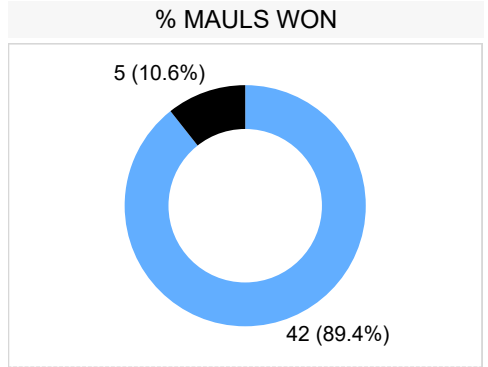
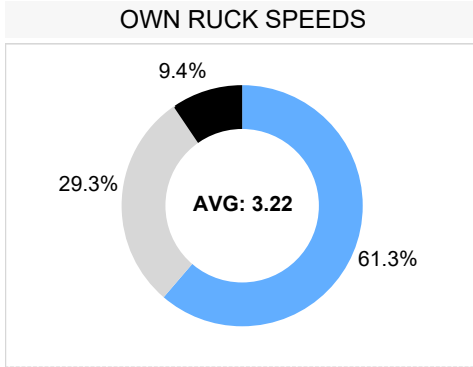
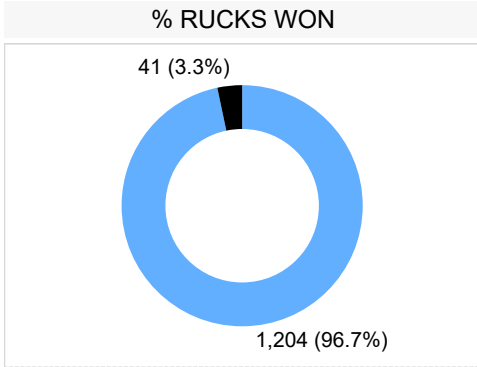


CARRIES & BREAKS	
Line Breaks	117
Line breaks / match	9.0
Defenders Beaten	404
Defenders Beaten / match	31.1
Ball Carries	1,706
Carries / Match	131.2

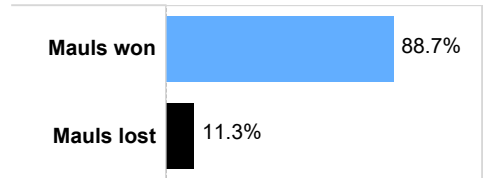
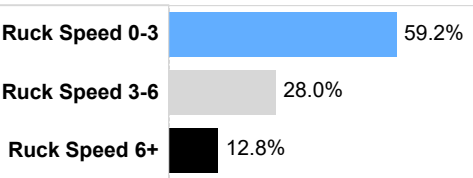
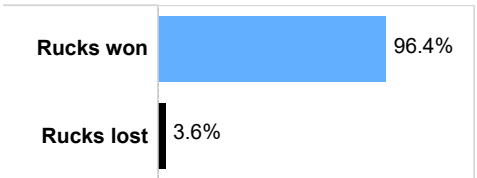


# BREAKDOWN

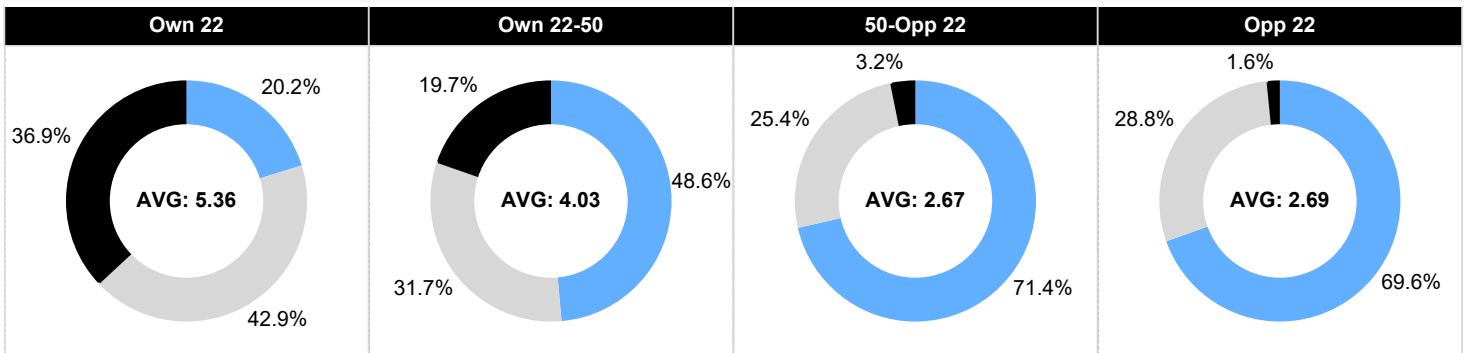
NEW ZEALAND - 2024 INTERNATIONALS



## INTERNATIONALS AVERAGES



## RUCK SPEEDS - LOCATIONS



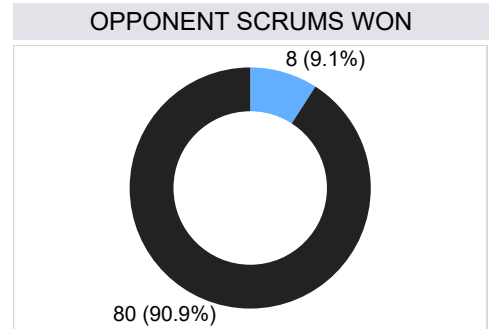
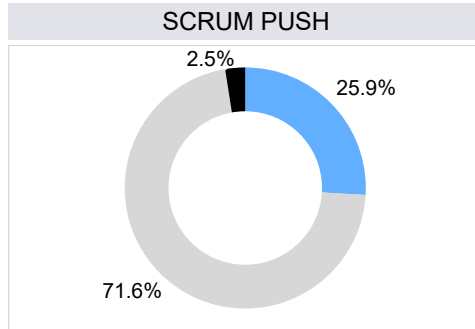
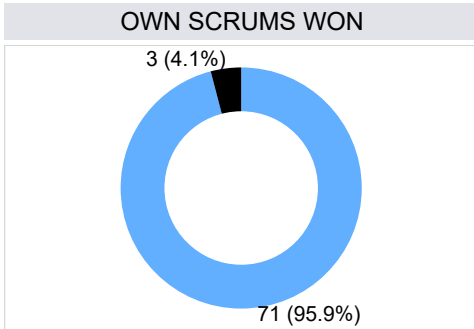
■ Ruck Speed 0-3   
 ■ Ruck Speed 3-6   
 ■ Ruck Speed 6+

Attacking Breakdown Arrivals		Defensive Breakdown Arrivals		Breakdown Steals				
1	Scott Barrett	235	1	Ardie Savea	102	1	Ardie Savea	6
2	Tyrel Lomax	179	2	Sam Cane	63	2	Scott Barrett	6
3	Sam Cane	175	3	Scott Barrett	44	3	Cortez Ratima	5
4	Ardie Savea	170	4	Tupou Vaa'i	40	4	Tupou Vaa'i	5
5	Tupou Vaa'i	162	5	Codie Taylor	39	<b>Team Total</b>		54

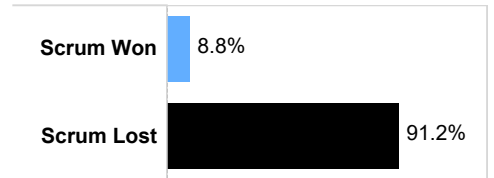
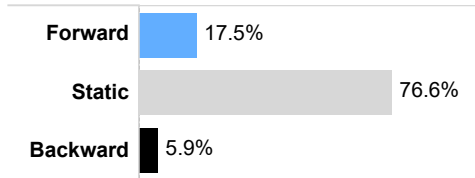
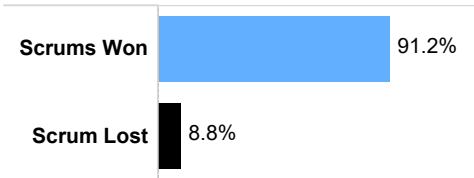
# SET PIECE

NEW ZEALAND - 2024 INTERNATIONALS

## SCRUMS



### INTERNATIONALS AVERAGES



### OWN SCRUMS

Scrum Won	Scrum Reset Retained	Scrum Lost
71	7	3

### OPPONENT SCRUMS

Scrum Won	Scrum Reset Retain..	Scrum Lost
8	13	80

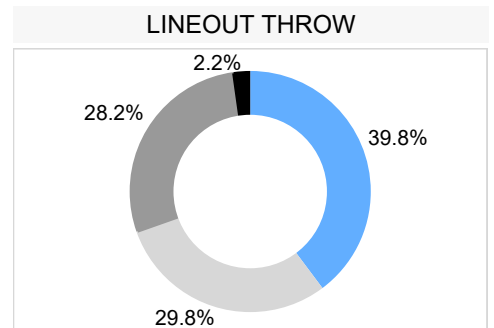
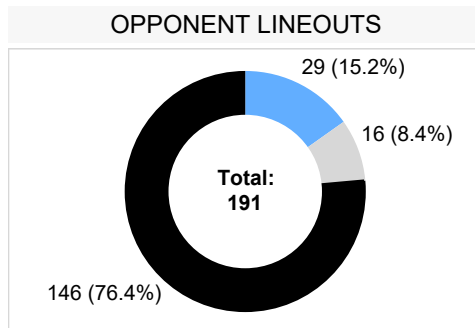
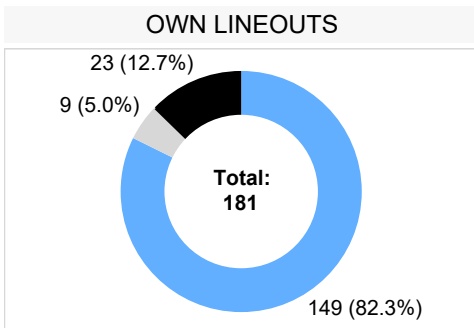
### OWN SCRUMS WON

	Used	Penalty	Free Kick
Total	57	13	1
% of Total	80.3%	18.3%	1.4%

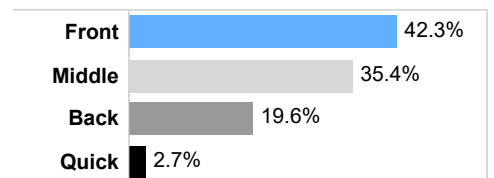
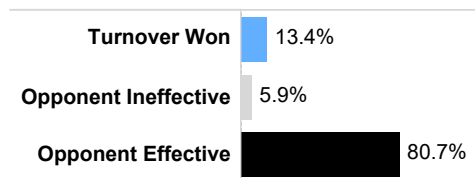
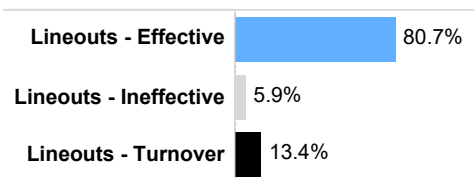
### OPPONENT SCRUMS WON

	Used	Penalty	Free Kick
Total	6	6	2
% of Total	75.0%	75.0%	25.0%

## LINEOUTS



### INTERNATIONALS AVERAGES

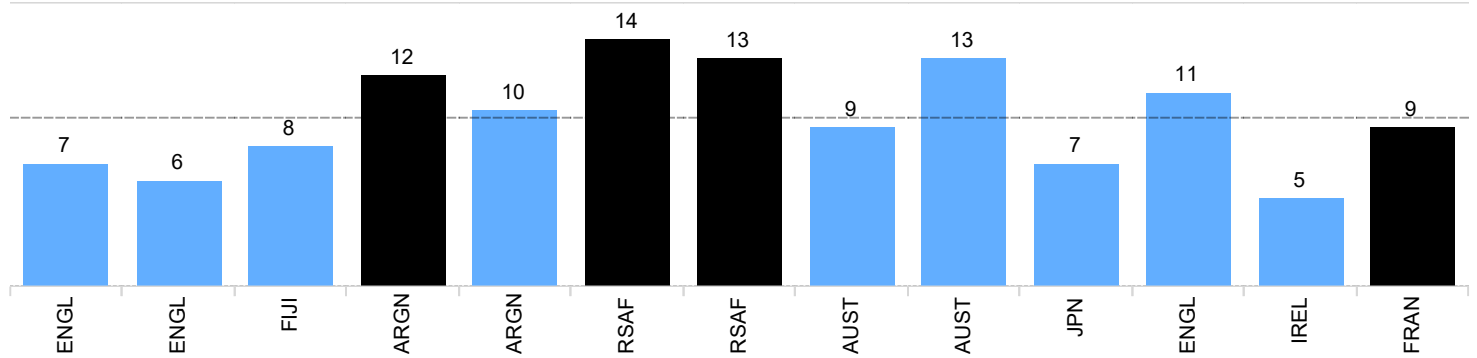


# DISCIPLINE

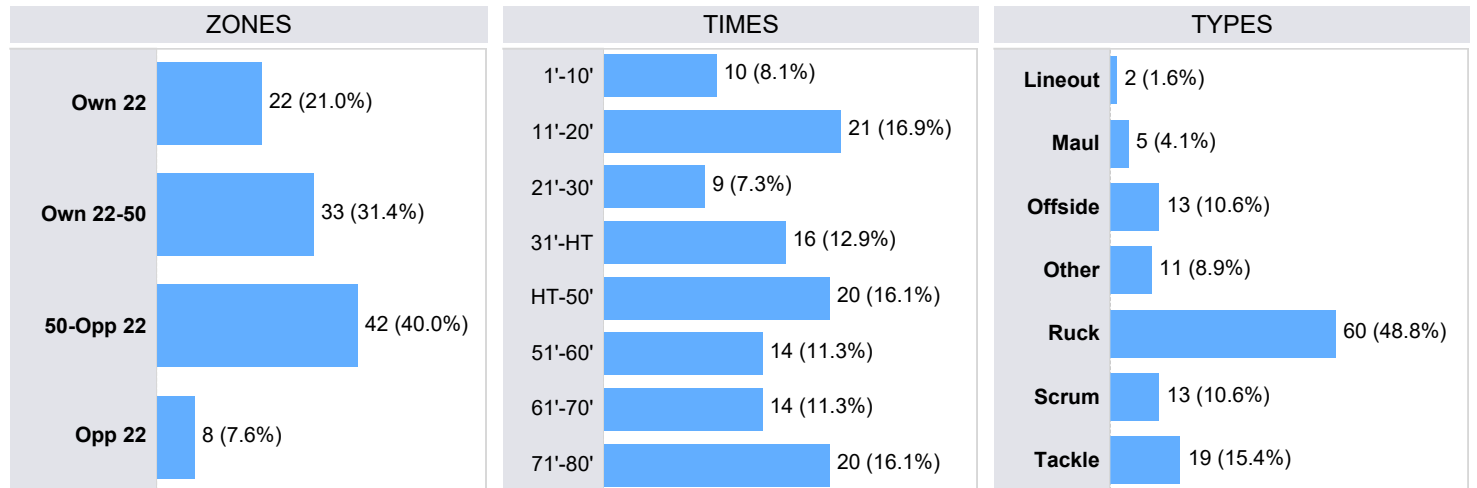
NEW ZEALAND - 2024 INTERNATIONALS

Statistic	Team	Year Average
Total penalties conceded / match	9.5	5.3
Yellow cards / match	0.7	0.4
Red cards / match	0.0	0.0

## PENALTIES CONCEDED PER MATCH



## PENALTIES & INFRINGEMENTS



## PLAYER STATISTICS - PER 80 AVERAGES WITH A MINIMUM 240 MINUTES PLAYED

Total penalties conceded		Penalties conceded / 80 minutes		Yellow / Red cards		
1	Codie Taylor	10	1.6	1	Anton Lienert-Brown	2 / 0
2	Tyrel Lomax	9	1.4	2	Caleb Clarke	2 / 0
3	Tamaiti Williams	8	1.2	3	Asafo Aumua	1 / 0
4	Wallace Sititi	8	1.1	4	Jordie Barrett	1 / 0
5	Jordie Barrett	7	1.1	5	Ofa Tu'ungafasi	1 / 0

**PLAYER STATS**  
**2024 INTERNATIONALS**

# APPEARANCE CHART - ITALY

2024 INTERNATIONALS

	03/02/24	11/02/24	25/02/24	09/03/24	16/03/24	05/07/24	12/07/24	21/07/24	09/11/24	17/11/24
	England	Ireland	France	Scotland	Wales	Samoa	Tonga	Japan	Argentina	Georgia
T. Allan	15*	u22							s22	
G. Bertaccini										s23
J. Brex	13	13	13	13*	13	13	13	13	13	13
M. Canali			u19							
N. Cannone	4	4	4	4	4	4	s19	4	4	4
L. Cannone	8			s20	8	s21	8	8	8	
A. Capuozzo		15	15*	15			15	15*	15	
P. Ceccarelli	3	3								s18
R. Favretto			6		s19					s19
S. Ferrari			s18	3	3	3	s18	s18	s18	3
D. Fischetti	1	1	1	1	1	1	1	1	s17	1
A. Fusco										s21*
M. Gallagher						15				15
P. Garbisi	10	10	10	10	10	10*	10	10	10	10
A. Garbisi	9*						s21*	s21*	s21	9
E. Iachizzi						s19	4			
M. Ioane	11*	11	11	11	11*	11*	11*		11	11
A. Izekor	s20	6				6				
M. Lamaro	7	8	7	7	7	7	7*	7	7	7
D. Lamb									s19	5
G. Lucchesi	2	2	s16	s16	s16	2	s16	s16	2	s16
L. Lynagh				14*	14	14*		14	14	
L. Marin			s23	s22	s23	u23	s22	s22		s22
T. Menoncello	12	12	14	12	12	12	12	12	12	12
F. Mori	s23	s23	12	s23						
S. Negri	6			6	6				6	6
G. Nicotera	s16	s16	2	2	2		2	2	s16*	2
M. Page-Relo		s21	9	9	s22	s22	9	9*	9	
L. Pani	14	14			15*					
M. Riccioni							3	3	3	
F. Ruzza	5	5	5	5	5	5	5	s19	5	
M. Spagnolo	s17	s17	s17	s17	s17	s17	s17	s17	1	s17
J. Trulla							14*	11		14
S. Varney	s22	9	s22	s21*	9	9				
R. Vintcent		s20	8	8	s20	8	s23	6*		8
A. Zambonin	s19	s19	s20	s19			s20	5*		
M. Zanon								s23	s23	
L. Zarantonello						s16				
G. Zilocchi	s18	s18	3	s18	s18	s18				
M. Zuliani	s21	7	s21		s21	s20	6	s20	s20	s20

KEY: Number denotes position, s: substitute, u: unused replacement, \*: try scored

# APPEARANCE CHART - NEW ZEALAND

2024 INTERNATIONALS

	06/07/24	13/07/24	20/07/24	10/08/24	17/08/24	31/08/24	07/09/24	21/09/24	28/09/24	26/10/24	02/11/24	08/11/24	16/11/24
	England	England	Fiji	Argentina	Argentina	South Africa	South Africa	Australia	Australia	Japan	England	Ireland	France
A. Aumua	s16	s16	2	s16	s16	s16	s16	s16	s16	2	s16	2	s16
B. Barrett	s23	s23	15	15	15*	15	s23		10		10		10
S. Barrett	4	4	4			4	4	4	4		4	4	4
J. Barrett	12	12	s22	12	12	12*	12	12			12	12	12
G. Bell			s16*							s16		s16	
E. Blackadder			7	6	6	6							
S. Cane					s20	7	7	7	7	7*	7	7	
F. Christie	s21	9											
C. Clarke			11*		11*	11**		11*	11**		11	11	11
S. Darry			s19	5*	5	s19	u19	s19		4			
E. de Groot	1	1	s17*	1				1	1				
S. Finau	6	6				s20				6*	s20	s20	6
D. Havili									s23	s22			
N. Hotham			s21										
R. Ioane	13	13		s22	13	13	13	13*	13		13	13	13
L. Jacobson	s20	s20	6				s20	s20	s20				
W. Jordan				s23	14**	14	15	15*	15*		15*	15*	15
P. Lakai										s20			s20*
A. Lienert-Brown	s22	s22	12	13*	s22	s22	s22	s22	12	12	s22	s22	s22
T. Lomax	3	3		3	3	3	3	3	3		3	3	3
J. Lord				s19	s19					s19			
R. Love										s23**			
D. McKenzie	10	10	10	10	10*	10	10	10	s22	10	s23	10	s23
E. Narawa			s23										
F. Newell	s18	s18	3	s18	s18	s18	s18			s18			
D. Papali'i	7	7		7	7								
T. Perenara	9			9	9	9	s21	s21	9	s21			
S. Perofeta	15	15								15		u23	
H. Plummer								s23					
B. Proctor			13*							13*			
C. Ratima		s21	9*	s21	s21	s21	9	9	s21		9	9	s21
S. Reece	14*	14	14*	14			14	14	14*	14			14
C. Roigard										9*	s21	s21	9*
A. Savea	8*	8	8*	8	8*	8	8	8*	8		8	8	7
W. Sititi			s20	s20			6	6	6	8	6	6	8
C. Taylor	2	2		2	2	2*	2	2	2		2		2
M. Tele'a	11	11**		11*	s23	s23	11			11*	14**	14	
P. Tosi			s18					s18	s18	3*	s18	s18	s18
O. Tu'ungafasi	s17	s17		s17	s17	s17	s17			s17	s17	s17	s17
P. Tuipulotu	5	5							s19	5*	s19	s19	s19
T. Vaa'i	s19	s19	5	4	4	5	5	5	5		5	5	5
T. Williams			1		1	1	1	s17	s17*	1*	1	1	1

KEY: Number denotes position, s: substitute, u: unused replacement, \*: try scored

# PLAYER DATA - ITALY

2024 INTERNATIONALS

	Games	Starts	Minutes Played	Points	Tries	Ball Carries	Carry Metres	Line Breaks	Defenders Beaten	Passes	Offloads	Turnover Con	Successful Tackles	Missed Tackles	Dominant Tackles	Penalties Conceded	Kicks	Kicking Metres	Lineout Takes	Lineout Steals
T. Allan	3	1	153	18	1	20	143	2	4	16	1	0	4	3	0	1	7	271	0	0
G. Bertaccini	1	0	8	0	0	0	0	0	0	0	0	0	0	0	0	0	0	0	0	0
J. Brex	10	10	789	5	1	85	544	2	5	132	4	5	73	27	2	2	11	252	0	0
M. Canali	1	0	0	0	0	0	0	0	0	0	0	0	0	0	0	0	0	0	0	0
N. Cannone	10	9	692	0	0	50	174	0	1	18	0	2	122	11	12	5	1	25	9	0
L. Cannone	7	5	365	0	0	36	240	1	5	10	0	4	82	4	10	4	0	0	3	0
A. Capuozzo	6	6	407	10	2	48	515	6	18	28	3	5	21	7	3	0	21	645	0	0
P. Ceccarelli	3	2	114	0	0	6	15	0	0	2	0	0	19	1	0	2	0	0	1	1
R. Favretto	3	1	74	0	0	7	25	0	0	6	0	3	19	0	1	1	0	0	3	0
S. Ferrari	8	4	320	0	0	13	40	0	0	5	0	0	50	13	1	1	0	0	0	0
D. Fischetti	10	9	540	0	0	37	164	2	9	15	2	2	87	13	10	6	0	0	1	0
A. Fusco	1	0	20	5	1	5	19	0	0	24	0	1	2	0	0	0	2	0	0	0
M. Gallagher	2	2	160	0	0	20	153	1	8	15	0	1	3	0	0	0	13	403	0	0
P. Garbisi	10	10	773	69	1	77	484	2	12	233	3	10	92	18	5	3	86	2,635	2	0
A. Garbisi	5	2	173	15	3	10	53	1	2	180	0	4	10	5	0	1	20	436	0	0
E. Iachizzi	2	1	89	0	0	9	34	0	0	7	0	1	8	1	0	0	0	0	9	0
M. Ioane	9	9	715	20	4	96	763	9	32	57	13	12	39	23	8	2	4	105	0	0
A. Izekor	3	2	160	0	0	6	24	0	1	4	0	1	29	3	2	1	0	0	5	0
M. Lamaro	10	10	689	5	1	65	279	0	2	55	5	7	155	24	13	6	2	73	0	3
D. Lamb	2	1	116	0	0	8	49	0	2	11	1	0	9	0	1	1	0	0	13	1
G. Lucchesi	10	4	379	0	0	32	103	0	2	18	0	5	86	8	5	9	0	0	0	0
L. Lynagh	5	5	355	10	2	26	253	6	8	20	5	4	23	7	4	3	6	226	0	0
L. Marin	7	0	52	2	0	8	29	0	1	9	1	1	8	1	1	0	4	89	0	0
T. Menoncello	10	10	777	0	0	76	691	6	34	36	6	15	89	25	17	7	5	39	0	0
F. Mori	4	1	108	0	0	8	87	2	0	3	0	1	17	1	1	0	0	0	0	0
S. Negri	5	5	325	0	0	72	291	1	5	15	0	1	57	3	5	1	0	0	5	0
G. Nicotera	9	6	405	5	1	34	152	0	2	27	1	2	66	14	9	3	0	0	0	0
M. Page-Reo	8	5	365	23	1	25	122	3	9	280	3	8	23	6	0	1	44	1,066	1	0
L. Pani	3	3	207	5	1	8	107	0	3	1	0	3	8	2	3	0	10	284	0	0
M. Riccioni	3	3	150	0	0	8	19	0	1	6	0	0	28	4	3	2	0	0	1	0
F. Ruzza	9	8	532	0	0	27	140	1	5	42	2	6	84	7	2	2	0	0	44	2
M. Spagnolo	10	1	260	0	0	27	111	0	6	5	0	0	51	4	4	4	0	0	0	0
J. Trulla	3	3	213	5	1	17	171	2	7	4	0	2	8	3	3	1	0	0	0	0
S. Varney	6	3	246	5	1	15	79	2	5	149	1	4	28	6	0	1	37	887	0	0
R. Vintcent	8	5	444	5	1	33	313	4	5	18	2	3	96	12	4	8	3	64	4	2
A. Zambonin	6	1	174	5	1	6	25	1	0	13	1	3	33	5	6	1	0	0	9	2
M. Zanon	2	0	46	0	0	6	70	1	4	2	0	0	10	0	1	0	1	16	0	0
L. Zarantonello	1	0	12	0	0	0	0	0	0	1	0	0	1	0	0	0	0	0	0	0
G. Zilocchi	6	1	217	0	0	13	40	0	2	5	0	1	41	12	2	6	0	0	2	0
M. Zuliani	9	2	327	0	0	29	132	0	6	13	3	6	63	5	3	6	0	0	3	0

# PLAYER DATA - NEW ZEALAND

2024 INTERNATIONALS

	Games	Starts	Minutes Played	Points	Tries	Ball Carries	Carry Metres	Line Breaks	Defenders Beaten	Passes	Offloads	Turnover Con	Successful Tackles	Missed Tackles	Dominant Tackles	Penalties Conceded	Kicks	Kicking Metres	Lineout Takes	Lineout Steals
A. Aumua	13	3	408	0	0	51	302	2	21	23	2	2	64	10	6	3	0	0	0	0
B. Barrett	10	7	617	24	1	54	462	6	15	159	10	12	22	10	2	1	60	1,598	2	0
S. Barrett	10	10	800	0	0	71	299	1	2	55	2	8	115	11	6	5	0	0	24	1
J. Barrett	11	10	699	5	1	100	750	6	24	92	7	3	75	15	5	7	26	956	3	0
G. Bell	3	0	55	5	1	6	30	0	1	4	0	1	13	2	2	2	0	0	0	0
E. Blackadder	4	4	309	0	0	31	182	1	3	21	3	1	61	12	3	6	0	0	6	2
S. Cane	8	7	519	5	1	38	147	0	4	39	2	2	86	12	8	7	0	0	3	0
F. Christie	2	1	93	0	0	3	3	0	0	82	1	0	10	3	1	0	13	315	0	0
C. Clarke	8	8	581	35	7	76	865	9	31	18	3	8	23	8	3	6	3	110	0	0
S. Darry	7	3	220	5	1	23	121	1	0	18	3	3	36	4	4	2	0	0	14	1
E. de Groot	6	5	281	5	1	20	89	0	0	9	1	0	36	5	3	3	0	0	0	0
S. Finau	7	4	213	5	1	23	147	2	6	16	0	2	45	9	4	1	0	0	5	1
D. Havili	2	0	36	0	0	6	50	0	0	4	1	0	8	2	1	0	2	53	0	0
N. Hotham	1	0	44	0	0	6	28	0	4	37	1	0	7	3	0	1	3	69	0	0
R. Ioane	11	10	747	5	1	83	606	4	12	48	3	19	44	16	2	2	0	0	0	0
L. Jacobson	6	1	179	0	0	8	37	0	2	16	0	2	39	3	4	1	0	0	8	1
W. Jordan	9	8	636	30	6	85	942	11	22	63	11	13	21	7	3	4	16	489	0	0
P. Lakai	2	0	107	5	1	17	89	0	1	6	0	0	23	1	2	1	0	0	0	0
A. Lienert-Brown	13	4	491	5	1	74	549	4	22	55	6	6	60	11	4	1	3	75	1	0
T. Lomax	11	11	667	0	0	55	259	0	4	17	2	6	80	10	5	9	0	0	0	0
J. Lord	3	0	65	0	0	3	11	0	0	5	0	0	21	0	1	0	0	0	3	1
R. Love	1	0	21	10	2	2	40	1	1	1	0	0	4	0	1	0	2	57	0	0
D. McKenzie	13	10	836	143	1	110	768	9	38	285	14	13	45	15	1	2	105	3,170	4	0
E. Narawa	1	0	20	0	0	2	13	0	1	2	1	2	1	1	0	0	0	0	0	0
F. Newell	8	1	214	0	0	12	56	0	1	4	0	2	31	2	1	2	0	0	0	0
D. Papali'i	4	4	276	0	0	16	93	0	3	8	1	2	44	4	0	2	0	0	0	0
T. Perenara	8	5	358	0	0	9	70	1	1	360	1	5	32	3	1	2	23	551	0	0
S. Perofeta	4	3	182	0	0	23	212	2	8	24	5	2	7	2	1	0	9	297	1	0
H. Plummer	1	0	4	0	0	0	0	0	0	0	0	0	1	0	0	0	0	0	0	0
B. Proctor	2	2	160	10	2	17	216	4	10	19	2	2	20	6	4	2	2	80	0	0
C. Ratima	11	5	393	5	1	19	149	1	13	403	3	13	37	4	0	2	32	631	0	0
S. Reece	9	9	589	15	3	63	442	13	23	58	16	9	44	10	8	4	7	176	0	0
C. Roigard	4	2	153	10	2	19	141	2	7	190	3	3	24	1	1	0	17	483	0	0
A. Savea	12	12	935	20	4	155	897	6	35	78	4	12	121	5	8	6	4	37	20	1
W. Sititi	9	7	579	0	0	109	732	8	22	71	15	2	74	5	2	8	1	0	23	2
C. Taylor	10	10	576	5	1	72	500	3	9	31	1	1	92	10	4	10	0	0	0	1
M. Tele'a	9	7	566	30	6	75	605	13	41	45	12	10	33	9	5	0	1	6	0	0
P. Tosi	7	1	157	5	1	13	81	1	1	5	1	0	28	1	0	3	0	0	0	0
O. Tu'ungafasi	10	0	218	0	0	15	60	0	0	8	0	1	33	2	5	3	0	0	1	0
P. Tuipulotu	7	3	301	5	1	32	181	2	3	19	0	5	39	4	8	1	0	0	13	3
T. Vaa'i	12	10	697	0	0	82	354	3	8	54	2	5	93	8	3	5	0	0	22	7
T. Williams	10	8	529	10	2	28	153	1	5	19	1	5	60	9	2	8	0	0	1	0

# ***PLAYER RANKINGS***

## **2024 INTERNATIONALS**

# PLAYER RANKINGS - POINTS

2024 INTERNATIONALS

## POINTS

		Games	Points	Minutes	Pens	Conv	Drop Goals	Tries	
1	D. McKenzie	New Zealand	13	143	836	26	30	0	1
2	T. Albornoz	Argentina	11	97	611	10	26	0	3
3	J. Crowley	Ireland	9	91	658	14	18	1	2
4	T. Ramos	France	7	90	560	16	21	0	0
5	N. Lolesio	Australia	10	81	662	15	18	0	0
6	S. Lee	Japan	7	76	461	8	21	0	2
7	C. Muntz	Fiji	8	75	579	10	20	0	1
8	H. Pollard	South Africa	10	74	448	16	13	0	0
8	M. Smith	England	8	74	508	11	14	1	2
10	F. Russell	Scotland	6	70	480	16	11	0	0

## GOAL KICKING (MADE)

		Games	Minutes	Goals	Misses	Pens	Pens Missed	Conv	Conv Missed	Goal Kicking %	
1	D. McKenzie	New Zealand	13	836	56	16	26	6	30	10	77.8%
2	T. Ramos	France	7	560	37	5	16	2	21	3	88.1%
3	T. Albornoz	Argentina	11	611	36	11	10	2	26	9	76.6%
4	N. Lolesio	Australia	10	662	33	9	15	3	18	6	78.6%
5	J. Crowley	Ireland	9	658	32	11	14	3	18	8	74.4%
6	C. Muntz	Fiji	8	579	30	8	10	0	20	8	78.9%
7	H. Pollard	South Africa	10	448	29	6	16	3	13	3	82.9%
7	S. Lee	Japan	7	461	29	1	8	1	21	0	96.7%
9	F. Russell	Scotland	6	480	27	1	16	0	11	1	96.4%
10	P. Garbisi	Italy	10	773	26	8	12	4	14	4	76.5%

## GOAL KICKING (%)\*

		Games	Kicks	Made	Available Points	Points Scored	Expected Points	Pts Gained	Goal Kicking %	
1	Leo Berdeu	France	1	7	7	19	19	14.1	4.9	100.0%
2	Seungsin Lee	Japan	6	30	29	69	60.9	5.1	96.7%	
3	Finn Russell	Scotland	6	28	27	72	61.3	8.7	96.4%	
4	Ben Donaldson	Australia	5	14	13	32	26.2	3.8	92.9%	
5	Santiago Carreras	Argentina	6	20	18	49	41.9	3.1	90.0%	
5	Beauden Barrett	New Zealand	3	10	9	21	16.5	2.5	90.0%	
7	Thomas Ramos	France	7	42	37	102	79.7	10.3	88.1%	
8	Martin Page-Reilo	Italy	5	7	6	21	5.1	12.9	85.7%	
8	Ioan Lloyd	Wales	3	7	6	14	10.4	1.6	85.7%	
8	Ben Thomas	Wales	2	7	6	18	12.9	2.1	85.7%	

\*Minimum 5 Kicks at Goal



ITALY



NEW ZEALAND

# PLAYER RANKINGS - TRIES

2024 INTERNATIONALS

## TRIES

		Games	Minutes Played	Tries	Tries / 80	
1	D. van der Merwe	Scotland	9	718	8	0.9
2	D. Riley	Japan	9	720	7	0.8
2	C. Clarke	New Zealand	8	581	7	1.0
4	M. Mapimpi	South Africa	5	390	6	1.2
4	T. Wright	Australia	10	800	6	0.6
4	M. Tele'a	New Zealand	9	566	6	0.8
4	W. Jordan	New Zealand	9	636	6	0.8
8	J. Mallia	Argentina	8	604	5	0.7
8	D. Graham	Scotland	2	145	5	2.8
8	D. Sheehan	Ireland	6	330	5	1.2
8	M. Carreras	Argentina	9	690	5	0.6
8	I. Feyi-Waboso	England	9	426	5	0.9

## TRY ASSISTS

		Games	Minutes Played	Try Assists	Try Assists / 80	
1	B. Barrett	New Zealand	10	617	7	0.9
1	M. Smith	England	8	508	7	1.1
3	J. Gibson-Park	Ireland	7	447	6	1.1
4	D. McKenzie	New Zealand	13	836	5	0.5
4	H. Jones	Scotland	9	705	5	0.6
4	N. Saito	Japan	4	242	5	1.7
4	T. Alborno	Argentina	11	611	5	0.7
4	S. Lee	Japan	7	461	5	0.9
9	A. Hastings	Scotland	5	259	4	1.2
9	T. McDermott	Australia	10	258	4	1.2
9	A. Mitchell	England	7	451	4	0.7
9	F. Lomani	Fiji	8	492	4	0.7
9	S. Chocobares	Argentina	8	546	4	0.6
9	S. Fujiwara	Japan	9	413	4	0.8

## TRY INVOLVEMENTS

		Games	Minutes Played	Try Involvements	% of Team Total	
1	D. Riley	Japan	9	720	10	15.2%
2	M. Smith	England	8	508	9	15.3%
3	B. Barrett	New Zealand	10	617	8	9.1%
3	D. van der Merwe	Scotland	9	718	8	8.2%
3	H. Jones	Scotland	9	705	8	8.2%
3	M. Mapimpi	South Africa	5	390	8	10.5%
3	T. Wright	Australia	10	800	8	14.0%
3	M. Tele'a	New Zealand	9	566	8	9.1%
3	W. Jordan	New Zealand	9	636	8	9.1%
3	T. Alborno	Argentina	11	611	8	10.1%
3	J. Dobie	Scotland	7	265	8	10.4%



# PLAYER RANKINGS - CARRIES

2024 INTERNATIONALS

## CARRIES

		Games	Total	
1	B. Earl	England	11	173
2	A. Savea	New Zealand	12	155
3	R. Valetini	Australia	11	112
4	D. McKenzie	New Zealand	13	110
5	W. Sititi	New Zealand	9	109
6	J. Oviedo	Argentina	10	106
7	C. Doris	Ireland	9	105
8	H. Wilson	Australia	8	103
8	C. Winnett	Wales	9	103
10	P. Matera	Argentina	10	102

		Minutes	Per 80*	
1	S. Negri	Italy	325	17.7
2	J. Wiese	South Africa	314	16.8
3	B. Earl	England	880	15.7
4	W. Sititi	New Zealand	579	15.1
5	D. Lake	Wales	305	13.9
6	E. Louw	South Africa	330	13.8
7	A. Bell	Australia	394	13.6
8	A. Savea	New Zealand	935	13.3
9	H. Wilson	Australia	625	13.2
10	P. Matera	Argentina	629	13.0

## METRES

		Games	Total	
1	D. Riley	Japan	9	1,025
2	T. Wright	Australia	10	1,019
3	W. Jordan	New Zealand	9	942
4	B. Earl	England	11	926
5	A. Savea	New Zealand	12	897
6	C. Clarke	New Zealand	8	865
7	M. Tuitama	Japan	7	855
8	J. Lowe	Ireland	9	777
9	D. van der Merwe	Scotland	9	777
10	D. McKenzie	New Zealand	13	768

		Minutes	Per 80*	
1	M. Tuitama	Japan	494	138.5
2	I. Masi	Fiji	270	120.9
3	C. Clarke	New Zealand	581	119.2
4	W. Jordan	New Zealand	636	118.5
5	D. Riley	Japan	720	113.9
6	Y. Yazaki	Japan	374	113.5
7	A. Reed	Scotland	240	111.5
8	K. Rowe	Scotland	442	111.3
9	V. Karawalevu	Fiji	479	109.9
10	J. Wiese	South Africa	314	105.6

## DEFENDERS BEATEN

		Games	Total	
1	M. Tele'a	New Zealand	9	41
2	B. Earl	England	11	39
3	D. McKenzie	New Zealand	13	38
3	D. van der Merwe	Scotland	9	38
5	A. Savea	New Zealand	12	35
5	T. Wright	Australia	10	35
7	T. Menoncello	Italy	10	34
8	C. Kolbe	South Africa	8	33
8	D. Riley	Japan	9	33
10	M. Ioane	Italy	9	32

		Minutes	Per 80*	
1	M. Tele'a	New Zealand	566	5.8
2	D. Penaud	France	400	5.4
3	M. Tuitama	Japan	494	4.7
4	M. Smith	England	508	4.6
5	B. Delguy	Argentina	424	4.5
6	K. Rowe	Scotland	442	4.5
7	S. Feinberg-Mngomezzi	South Africa	384	4.4
8	C. Clarke	New Zealand	581	4.3
9	D. van der Merwe	Scotland	718	4.2
10	I. Feyi-Waboso	England	426	4.1

\*Minimum 240 minutes played



ITALY



NEW ZEALAND

# PLAYER RANKINGS - PASSING

2024 INTERNATIONALS

## PASSES

		Games	Total	
1	S. Fujiwara	Japan	9	515
2	J. Gibson-Park	Ireland	7	485
3	F. Lomani	Fiji	8	468
4	G. Bertranou	Argentina	10	461
5	J. Gordon	Australia	7	450
6	C. Ratima	New Zealand	11	403
7	T. Williams	Wales	6	391
8	T. Perenara	New Zealand	8	360
9	A. Mitchell	England	7	336
10	N. Saito	Japan	4	295

		Minutes	Per 80*	
1	S. Fujiwara	Japan	413	99.8
2	N. Saito	Japan	242	97.5
3	J. Gibson-Park	Ireland	447	86.8
4	J. Gordon	Australia	419	85.9
5	T. McDermott	Australia	258	83.4
6	T. Williams	Wales	376	83.2
7	C. Ratima	New Zealand	393	82.0
8	T. Perenara	New Zealand	358	80.4
9	G. Horne	Scotland	281	77.7
10	F. Lomani	Fiji	492	76.1

## PASSING ACCURACY\*\*

		Total	%	
1	C. Roigard	New Zealand	190	99.5%
2	K. Hardy	Wales	110	99.1%
3	B. Serin	France	101	99.0%
4	J. Dobie	Scotland	163	98.8%
5	S. Varney	Italy	149	98.7%
6	G. Williams	South Africa	233	98.3%
7	E. Bevan	Wales	173	98.3%
8	C. Ratima	New Zealand	403	98.3%
9	N. White	Australia	203	98.0%
10	J. Gordon	Australia	450	98.0%

## BREAK ASSIST PASSES

		Games	Total	
1	D. McKenzie	New Zealand	13	19
2	S. McDowall	Scotland	7	8
3	R. Henshaw	Ireland	8	7
3	T. Wright	Australia	10	7
3	S. Tuipulotu	Scotland	7	7
6	A. Fassi	South Africa	7	6
6	P. Garbisi	Italy	10	6
8	G. Ford	England	8	5
8	S. Kolisi	South Africa	8	5
8	S. Cordero	Argentina	4	5
8	F. Russell	Scotland	6	5
8	D. Riley	Japan	9	5
8	R. Valetini	Australia	11	5
8	R. Ioane	New Zealand	11	5
8	T. Alborno	Argentina	11	5
8	S. Chocobares	Argentina	8	5
8	J. Oviedo	Argentina	10	5

## OFFLOADS

		Games	Total	
1	S. Reece	New Zealand	9	16
2	W. Sititi	New Zealand	9	15
3	D. McKenzie	New Zealand	13	14
3	R. Snyman	South Africa	5	14
5	M. Ioane	Italy	9	13
5	J. Lowe	Ireland	9	13
7	M. Tele'a	New Zealand	9	12
8	H. Jones	Scotland	9	11
8	D. Penaud	France	5	11
8	W. Jordan	New Zealand	9	11

		Minutes	Per 80*	
1	R. Snyman	South Africa	302	3.7
2	D. Penaud	France	400	2.2
3	S. Reece	New Zealand	589	2.2
4	W. Sititi	New Zealand	579	2.1
5	B. Dixon	South Africa	271	1.8
6	M. Tele'a	New Zealand	566	1.7
7	S. Waqa	Japan	311	1.5
8	L. Barre	France	363	1.5
9	J. Wainiqolo	Fiji	319	1.5
10	I. Masi	Fiji	270	1.5

\*Minimum 240 minutes played \*\*Minimum 100 Passes



ITALY



NEW ZEALAND

# PLAYER RANKINGS - KICKS

2024 INTERNATIONALS

## KICKS IN PLAY

		Games	Total	
1	D. McKenzie	New Zealand	13	105
2	F. Russell	Scotland	6	89
3	P. Garbisi	Italy	10	86
4	T. Alborno	Argentina	11	81
5	A. Mitchell	England	7	79
6	N. Lolesio	Australia	10	64
6	J. Crowley	Ireland	9	64
8	F. Lomani	Fiji	8	63
9	T. Williams	Wales	6	62
10	B. Barrett	New Zealand	10	60

		Minutes	Per 80*	
1	F. Russell	Scotland	480	14.8
2	A. Mitchell	England	451	14.0
3	T. Williams	Wales	376	13.2
4	B. White	Scotland	343	12.6
5	S. Varney	Italy	246	12.0
6	T. Alborno	Argentina	611	10.6
7	S. Feinberg-Mngomez	South Africa	384	10.4
8	F. Lomani	Fiji	492	10.2
9	D. McKenzie	New Zealand	836	10.0
10	G. Williams	South Africa	311	9.8

## KICKING METRES

		Games	Total	
1	D. McKenzie	New Zealand	13	3,170
2	F. Russell	Scotland	6	3,080
3	T. Alborno	Argentina	11	2,895
4	P. Garbisi	Italy	10	2,635
5	J. Lowe	Ireland	9	2,214
6	A. Mitchell	England	7	2,163
7	S. Carreras	Argentina	10	1,959
8	S. Lee	Japan	7	1,889
9	N. Lolesio	Australia	10	1,798
10	F. Lomani	Fiji	8	1,759

		Minutes	Per 80*	
1	F. Russell	Scotland	480	513.3
2	A. Mitchell	England	451	383.6
3	T. Alborno	Argentina	611	379.1
4	T. Williams	Wales	376	362.3
5	S. Lee	Japan	461	327.8
6	B. White	Scotland	343	324.7
7	S. Feinberg-Mngomez	South Africa	384	309.4
8	D. McKenzie	New Zealand	836	303.3
9	S. Carreras	Argentina	528	296.8
10	S. Varney	Italy	246	288.6

## METRES / KICKS IN PLAY\*\*

		Games	Avg*	
1	Blair Kinghorn	Scotland	4	42.2
2	Leo Barre	France	5	40.4
3	James Lowe	Ireland	9	39.5
4	Cameron Winnett	Wales	9	39.0
5	Freddie Steward	England	4	37.2
6	Jordie Barrett	New Zealand	11	36.8
7	Santiago Carreras	Argentina	10	36.3
8	Juan Cruz Mallia	Argentina	8	36.2
9	Tomas Alborno	Argentina	11	35.7
10	Seungsin Lee	Japan	7	35.0

\*Minimum 240 minutes played \*\*Minimum 2 Kicks / 80min



ITALY



NEW ZEALAND

# PLAYER RANKINGS - LINEOUTS

2024 INTERNATIONALS

## LINEOUTS WON (INC. STEALS)

		Games	Total	
1	W. Dearnis	Japan	10	52
2	F. Ruzza	Italy	9	46
3	M. Itoje	England	11	42
4	E. Etzebeth	South Africa	11	39
4	J. Gonzalez	Argentina	8	39
6	N. Frost	Australia	8	36
7	R. Nortje	South Africa	5	34
8	A. Beard	Wales	7	32
9	L. Salakaia-Loto	Australia	9	31
10	F. Molina	Argentina	11	30
10	M. Vocevoce	Fiji	6	30

		Minutes	Per 80*	
1	M. Vocevoce	Fiji	268	9.0
2	R. Nortje	South Africa	369	7.4
3	F. Ruzza	Italy	532	6.9
4	A. Beard	Wales	407	6.3
5	L. Salakaia-Loto	Australia	412	6.0
6	J. Gonzalez	Argentina	551	5.7
7	W. Dearnis	Japan	761	5.5
8	F. Molina	Argentina	450	5.3
9	N. Frost	Australia	556	5.2
10	O. Chessum	England	331	5.1

## LINEOUT STEALS

		Games	Total	
1	W. Dearnis	Japan	10	8
2	L. Salakaia-Loto	Australia	9	7
2	T. Vaa'i	New Zealand	12	7
4	M. Derenalagi	Fiji	7	6
5	M. Itoje	England	11	4
5	E. Etzebeth	South Africa	11	4
5	P. du Toit	South Africa	10	4
5	S. Cummings	Scotland	8	4
5	N. Frost	Australia	8	4
5	J. Moro	Argentina	1	4

		Minutes	Per 80*	
1	L. Salakaia-Loto	Australia	412	1.4
2	M. Derenalagi	Fiji	475	1.0
3	M. Vocevoce	Fiji	268	0.9
4	W. Dearnis	Japan	761	0.8
5	T. Vaa'i	New Zealand	697	0.8
6	P. Tuipulotu	New Zealand	301	0.8
7	O. Chessum	England	331	0.7
8	E. Ashman	Scotland	334	0.7
9	J. Bayliss	Scotland	250	0.6
10	S. Cummings	Scotland	542	0.6

## LINEOUT THROWS WON

		Games	Total	
1	J. George	England	11	100
2	C. Taylor	New Zealand	10	88
3	M. Harada	Japan	10	80
4	J. Montoya	Argentina	9	77
5	B. Mbonambi	South Africa	9	70
6	M. Faessler	Australia	9	69
7	T. Ikanivere	Fiji	8	66
7	G. Nicotera	Italy	9	66
9	M. Marx	South Africa	11	59
10	A. Aumua	New Zealand	13	58

## LINEOUT SUCCESS RATE\*\*

		Games	Total*	
1	E. Dee	Wales	5	96.2%
2	I. Ruiz	Argentina	10	93.0%
3	J. George	England	11	90.9%
3	B. Mbonambi	South Africa	9	90.9%
5	D. Lake	Wales	5	90.6%
6	M. Faessler	Australia	9	89.6%
7	M. Harada	Japan	10	88.9%
8	D. Sheehan	Ireland	6	88.7%
9	J. Montoya	Argentina	9	88.5%
10	C. Taylor	New Zealand	10	87.1%

\*Minimum 240 minutes played \*\*Minimum 2 lineout throws / 80



ITALY



NEW ZEALAND

# PLAYER RANKINGS - TACKLES & TURNOVERS

2024 INTERNATIONALS

## SUCCESSFUL TACKLES

			Games	Total
1	M. Lamaro	Italy	10	155
2	B. Earl	England	11	149
3	R. Darge	Scotland	9	132
4	M. Itoje	England	11	131
5	T. Reffell	Wales	9	127
6	N. Cannone	Italy	10	122
7	A. Savea	New Zealand	12	121
8	S. Barrett	New Zealand	10	115
8	D. Jenkins	Wales	7	115
10	P. du Toit	South Africa	10	114

## DOMINANT TACKLES

			Games	Total
1	R. Darge	Scotland	9	17
1	T. Menoncello	Italy	10	17
3	P. Schoeman	Scotland	10	15
3	J. Gonzalez	Argentina	8	15
5	M. Lamaro	Italy	10	13
5	T. Freeman	England	11	13
5	P. Rubiolo	Argentina	9	13
8	J. Ryan	Ireland	7	12
8	N. Cannone	Italy	10	12
10	M. Kremer	Argentina	8	11

## BREAKDOWN STEALS

			Games	Total
1	T. Vaa'i	New Zealand	12	13
2	W. Dearn	Japan	10	12
3	M. Derenalagi	Fiji	7	10
4	M. Itoje	England	11	9
4	T. Reffell	Wales	9	9
6	S. Barrett	New Zealand	10	7
6	A. Savea	New Zealand	12	7
6	T. Beirne	Ireland	8	7
6	S. Underhill	England	9	7
6	L. Salakaia-Loto	Australia	9	7
6	G. Lucchesi	Italy	10	7

			Minutes	Per 80*
1	A. Griffin	Wales	274	19.9
2	C. Tizzano	Australia	307	19.3
3	C. Tshunza	Wales	251	19.1
4	G. Lucchesi	Italy	379	18.2
5	J. Ryan	Ireland	314	18.1
6	M. Lamaro	Italy	689	18.0
7	L. Cannone	Italy	365	18.0
8	P. Boudehent	France	265	17.8
9	R. Darge	Scotland	600	17.6
10	D. Jenkins	Wales	530	17.4

## TACKLE SUCCESS RATE\*\*

			Minutes	%*
1	G. Gilchrist	Scotland	451	100.0%
2	E. Dee	Wales	298	97.9%
3	E. Bello	Argentina	256	93.8%
4	J. Dempsey	Scotland	469	93.5%
5	S. Negri	Italy	325	93.4%
6	A. Griffin	Wales	274	93.2%
7	M. Leitch	Japan	240	92.9%
8	C. Tshunza	Wales	251	92.3%
9	L. Cannone	Italy	365	92.1%
10	P. Schoeman	Scotland	517	92.0%

			Minutes	Per 80*
1	M. Derenalagi	Fiji	475	1.7
2	P. Tuiapulotu	New Zealand	301	1.6
3	G. Colombe	France	253	1.6
4	T. Vaa'i	New Zealand	697	1.5
5	G. Lucchesi	Italy	379	1.5
6	L. Salakaia-Loto	Australia	412	1.4
7	J. Bayliss	Scotland	250	1.3
8	W. Dearn	Japan	761	1.3
9	C. Ratima	New Zealand	393	1.2
10	T. Reffell	Wales	598	1.2

\*Minimum 240 minutes played \*\*Minimum 5 tackles / 80

 ITALY

 NEW ZEALAND

# PLAYER RANKINGS - DISCIPLINE

2024 INTERNATIONALS

## PENS CONCEDED

			Games	Total
1	S. Cane	New Zealand	8	7
1	D. van der Merwe	Scotland	9	7
1	K. Smith	South Africa	11	7
1	T. Tupou	Australia	7	7
1	J. Ryan	Ireland	7	7
1	L. Salakaia-Loto	Australia	9	7
1	J. Barrett	New Zealand	11	7
1	H. Wilson	Australia	8	7
1	S. Tawake	Fiji	7	7
1	J. Gonzalez	Argentina	8	7
1	A. Bell	Australia	7	7
1	H. Hetet	Fiji	9	7
1	G. Brown	Scotland	4	7
1	A. Griffin	Wales	5	7
1	T. Menoncello	Italy	10	7
1	S. Takeuchi	Japan	9	7

			Minutes	Per 80*
1	J. Slipper	Australia	243	2.6
2	A. Griffin	Wales	274	2.0
3	H. Hetet	Fiji	286	2.0
4	J. Sclavi	Argentina	372	1.9
5	A. Porter	Ireland	579	1.9
6	G. Lucchesi	Italy	379	1.9
7	T. Tupou	Australia	300	1.9
8	A. Roumat	France	260	1.8
9	J. Ryan	Ireland	314	1.8
10	Z. Fagerson	Scotland	466	1.7

## CARDS

			Games	Yellows
1	K. Arendse	South Africa	8	3
2	A. Kellaway	Australia	11	2
2	P. O'Mahony	Ireland	8	2
2	A. Lienert-Brown	New Zealand	13	2
2	C. Clarke	New Zealand	8	2
2	A. Fassi	South Africa	7	2
2	E. Ashman	Scotland	9	2
8	E. Daly	England	5	1
8	F. Gomez Kodela	Argentina	2	1
8	U. Atonio	France	5	1
8	W. Le Roux	South Africa	5	1
8	O. Tu'ungafasi	New Zealand	10	1
8	J. Wiese	South Africa	6	1
8	D. van der Merwe	Scotland	9	1
8	M. Marx	South Africa	11	1

			Games	Reds
1	P. Matera	Argentina	10	1
1	J. Danty	France	3	1
1	S. Kerevi	Australia	1	1
1	A. Esterhuizen	South Africa	3	1
1	P. Willemse	France	1	1
1	C. Ewels	England	1	1
1	A. Cocagi	Fiji	1	1
1	S. Cummings	Scotland	8	1
1	F. Daugunu	Australia	4	1
1	S. Radradra	Fiji	2	1
1	K. Shimokawa	Japan	8	1
1	W. Dearn	Japan	10	1

\*Minimum 240 minutes played



ITALY



NEW ZEALAND

**PLAYER COMPARISON**  
**2024 INTERNATIONALS**  
**ITALY & NEW ZEALAND**

# PLAYER COMPARISON - POINTS

2024 INTERNATIONALS

POINTS							
ITALY			NEW ZEALAND				
		Games	Total				
1	P. Garbisi	10	69	1	D. McKenzie	13	143
2	M. Page-Relo	8	23	2	C. Clarke	8	35
3	M. Ioane	9	20	3	M. Tele'a	9	30
4	T. Allan	3	18	3	W. Jordan	9	30
5	A. Garbisi	5	15	5	B. Barrett	10	24

TRIES							
ITALY			NEW ZEALAND				
		Games	Total				
1	M. Ioane	9	4				
2	A. Garbisi	5	3	1	C. Clarke	8	7
3	A. Capuozzo	6	2				
3	L. Lynagh	5	2				
5	T. Allan	3	1	2	M. Tele'a	9	6
5	J. Brex	10	1				
5	M. Lamaro	10	1				
5	A. Fusco	1	1	2	W. Jordan	9	6
5	P. Garbisi	10	1				
5	J. Trulla	3	1				
5	A. Zambonin	6	1	4	A. Savea	12	4
5	S. Varney	6	1				
5	M. Page-Relo	8	1				
5	G. Nicotera	9	1	5	S. Reece	9	3
5	L. Pani	3	1				
5	R. Vintcent	8	1				

GOAL KICKING*									
ITALY			NEW ZEALAND						
		Made	Missed	%					
1	M. Page-Relo	6	1	85.7%	1	B. Barrett	9	1	90.0%
2	P. Garbisi	26	8	76.5%					
3	T. Allan	5	2	71.4%	2	D. McKenzie	56	16	77.8%

\*Minimum 5 Kicks at Goal

# PLAYER COMPARISON - CARRIES

2024 INTERNATIONALS

CARRIES							
ITALY			NEW ZEALAND				
		Games	Total				
1	M. Ioane	9	96	1	A. Savea	12	155
2	J. Brex	10	85	2	D. McKenzie	13	110
3	P. Garbisi	10	77	3	W. Sititi	9	109
4	T. Menoncello	10	76	4	J. Barrett	11	100
5	S. Negri	5	72	5	W. Jordan	9	85

METRES							
ITALY			NEW ZEALAND				
		Games	Total				
1	M. Ioane	9	762.9	1	W. Jordan	9	941.7
2	T. Menoncello	10	691.0	2	A. Savea	12	897.1
3	J. Brex	10	544.0	3	C. Clarke	8	865.4
4	A. Capuozzo	6	514.7	4	D. McKenzie	13	768.2
5	P. Garbisi	10	484.1	5	J. Barrett	11	750.3

DEFENDERS BEATEN							
ITALY			NEW ZEALAND				
		Games	Total				
1	T. Menoncello	10	34	1	M. Tele'a	9	41
2	M. Ioane	9	32	2	D. McKenzie	13	38
3	A. Capuozzo	6	18	3	A. Savea	12	35
4	P. Garbisi	10	12	4	C. Clarke	8	31
5	D. Fischetti	10	9	5	J. Barrett	11	24
5	M. Page-Relo	8	9				

# PLAYER COMPARISON - PASSING

2024 INTERNATIONALS

## PASSES

ITALY			NEW ZEALAND		
	Games	Total		Games	Total
1 M. Page-Relo	8	280	1 C. Ratima	11	403
2 P. Garbisi	10	233	2 T. Perenara	8	360
3 A. Garbisi	5	180	3 D. McKenzie	13	285
4 S. Varney	6	149	4 C. Roigard	4	190
5 J. Brex	10	132	5 B. Barrett	10	159

## PASSING ACCURACY%\*\*

ITALY			NEW ZEALAND		
	Games	Total		Games	Total
1 S. Varney	6	98.7%	1 C. Roigard	4	99.5%
2 A. Garbisi	5	96.1%	2 C. Ratima	11	98.3%
3 P. Garbisi	10	94.4%	3 T. Perenara	8	97.2%
4 M. Page-Relo	8	92.9%	4 B. Barrett	10	95.6%
5 J. Brex	10	91.7%	5 D. McKenzie	13	92.6%

## OFFLOADS

ITALY			NEW ZEALAND		
	Games	Total		Games	Total
1 M. Ioane	9	13	1 S. Reece	9	16
2 T. Menoncello	10	6	2 W. Sیتی	9	15
3 M. Lamaro	10	5	3 D. McKenzie	13	14
3 L. Lynagh	5	5	4 M. Tele'a	9	12
5 J. Brex	10	4	5 W. Jordan	9	11

# PLAYER COMPARISON - KICKS

2024 INTERNATIONALS

KICKS IN PLAY							
ITALY			NEW ZEALAND				
		Games	Total				
1	P. Garbisi	10	86	1	D. McKenzie	13	105
2	M. Page-Relo	8	44	2	B. Barrett	10	60
3	S. Varney	6	37	3	C. Ratima	11	32
4	A. Capuozzo	6	21	4	J. Barrett	11	26
5	A. Garbisi	5	20	5	T. Perenara	8	23

KICKING METRES							
ITALY			NEW ZEALAND				
		Games	Total				
1	P. Garbisi	10	2,635.3	1	D. McKenzie	13	3,170.0
2	M. Page-Relo	8	1,065.7	2	B. Barrett	10	1,598.3
3	S. Varney	6	887.3	3	J. Barrett	11	956.0
4	A. Capuozzo	6	645.1	4	C. Ratima	11	630.9
5	A. Garbisi	5	436.0	5	T. Perenara	8	550.9

METRES / KICKS IN PLAY**							
ITALY			NEW ZEALAND				
		Games	Avg*				
1	A. Capuozzo	6	30.7	1	J. Barrett	11	36.8
2	P. Garbisi	10	30.6	2	C. Clarke	8	36.5
3	M. Page-Relo	8	24.2	3	W. Jordan	9	30.5
4	S. Varney	6	24.0	4	D. McKenzie	13	30.2
				5	B. Barrett	10	26.6

\*Minimum 240 minutes played \*\*Minimum 2 Kicks / 80min

# PLAYER COMPARISON - LINEOUTS

2024 INTERNATIONALS

## LINEOUTS WON (INC. STEALS)

ITALY			NEW ZEALAND		
	Games	Total		Games	Total
1 F. Ruzza	9	46	1 T. Vaa'i	12	29
2 D. Lamb	2	14	2 S. Barrett	10	25
3 A. Zambonin	6	11	2 W. Sittiti	9	25
4 E. Iachizzi	2	9	4 A. Savea	12	21
4 N. Cannone	10	9	5 P. Tuipulotu	7	16

## LINEOUT STEALS

ITALY			NEW ZEALAND		
	Games	Total		Games	Total
1 M. Lamaro	10	3	1 T. Vaa'i	12	7
2 F. Ruzza	9	2	2 P. Tuipulotu	7	3
2 A. Zambonin	6	2	3 E. Blackadder	4	2
2 R. Vintcent	8	2	3 W. Sittiti	9	2
5 P. Ceccarelli	3	1	5 C. Taylor	10	1
5 D. Lamb	2	1	5 S. Barrett	10	1
			5 A. Savea	12	1
			5 L. Jacobson	6	1
			5 S. Finau	7	1
			5 J. Lord	3	1
			5 S. Darry	7	1

## LINEOUT THROWS WON

ITALY			NEW ZEALAND		
	Games	Total		Games	Total
1 G. Nicotera	9	66	1 C. Taylor	10	88
2 G. Lucchesi	10	51	2 A. Aumua	13	58
3 L. Zarantonello	1	2	3 G. Bell	3	8
3 A. Capuozzo	6	2	4 W. Jordan	9	2
5 M. Lamaro	10	1	5 B. Barrett	10	1
5 P. Garbisi	10	1	5 D. McKenzie	13	1
5 M. Zuliani	9	1			

# PLAYER COMPARISON - TACKLES

2024 INTERNATIONALS

<b>SUCCESSFUL TACKLES</b>							
<b>ITALY</b>			<b>NEW ZEALAND</b>				
		Games	Total				
1	M. Lamaro	10	155	1	A. Savea	12	121
2	N. Cannone	10	122	2	S. Barrett	10	115
3	R. Vintcent	8	96	3	T. Vaa'i	12	93
4	P. Garbisi	10	92	4	C. Taylor	10	92
5	T. Menoncello	10	89	5	S. Cane	8	86

<b>DOMINANT TACKLES</b>							
<b>ITALY</b>			<b>NEW ZEALAND</b>				
		Games	Total				
1	T. Menoncello	10	17	1	S. Cane	8	8
2	M. Lamaro	10	13	1	P. Tuipulotu	7	8
3	N. Cannone	10	12	1	A. Savea	12	8
4	D. Fischetti	10	10	1	S. Reece	9	8
4	L. Cannone	7	10	5	S. Barrett	10	6
				5	A. Aumua	13	6

<b>BREAKDOWN STEALS</b>							
<b>ITALY</b>			<b>NEW ZEALAND</b>				
		Games	Total				
1	G. Lucchesi	10	7	1	T. Vaa'i	12	13
2	M. Lamaro	10	5	2	S. Barrett	10	7
3	M. Zuliani	9	4	2	A. Savea	12	7
3	L. Cannone	7	4	4	P. Tuipulotu	7	6
3	R. Vintcent	8	4	4	C. Ratima	11	6

# PLAYER COMPARISON - DISCIPLINE

2024 INTERNATIONALS

## PENS CONCEDED

ITALY			NEW ZEALAND		
	Games	Total		Games	Total
1 G. Lucchesi	10	9	1 C. Taylor	10	10
2 R. Vintcent	8	8	2 T. Lomax	11	9
3 T. Menoncello	10	7	3 T. Williams	10	8
4 G. Zilocchi	6	6	3 W. Sititi	9	8
4 D. Fischetti	10	6	5 S. Cane	8	7
4 M. Lamaro	10	6	5 J. Barrett	11	7
4 M. Zuliani	9	6			

## YELLOW CARDS

ITALY			NEW ZEALAND		
	Games	Total		Games	Total
1 M. Lamaro	10	1	1 A. Lienert-Brown	13	2
1 J. Trulla	3	1	1 C. Clarke	8	2
1 G. Lucchesi	10	1	3 O. Tu'ungafasi	10	1
1 L. Cannone	7	1	3 T. Lomax	11	1
1 T. Menoncello	10	1	3 J. Barrett	11	1
1 R. Vintcent	8	1	3 A. Aumua	13	1
			3 S. Reece	9	1

## RED CARDS

ITALY			NEW ZEALAND		
	Games	Total		Games	Total