

Insights by **Sage**



PREVIEW REPORT

ITALY - GEORGIA

2024 AUTUMN NATIONS SERIES

ROUND 3

17/11/2024





ITALY vs GEORGIA

2024 AUTUMN NATIONS SERIES



OPTA FACTS

- Italy and Georgia have met just three times before, the Azzurri winning the first two meetings in 2003 and 2018 before Georgia secured a maiden victory in the fixture in 2022, all three clashes have been won by the home side on the day.
- Italy won their final two 2024 Six Nations matches against Wales and Scotland, victory in this match against Georgia would mean they've won three consecutive games against European opposition for just the second time since 2003 (also in 2022 v Wales, Portugal, Romania).
- Italy have won four of their last six Test matches (L2), as many as in their previous 17 combined (D1 L12) – the Azzurri have won 4+ Test matches in each of the last three calendar years, something they previously hadn't accomplished since 2012.
- Georgia have won six of their eight Test matches played in 2024 (L2), however, their two losses this year have come across their last three fixtures, versus Fiji (12-21) and Australia (29-40) in July.
- Georgia have won three of their seven Test matches against the current Tier 1 nations since the start of 2022 (L4) after winning just one in 35 against such opposition previously (L34), since their first such fixture against Ireland in 1998.
- Georgia averaged the most carries (116), metres gained (446) and defenders beaten (27.6) per game of any side in the 2024 Rugby Europe Championship, while Italy averaged the fewest in all three categories during this year's Guinness Men's Six Nations (93 carries, 323 metres gained, 16.0 defenders beaten).
- Italy averaged 194 tackles completed per game in the 2024 Guinness Men's Six Nations, over 30 more than any other side on average, while Georgia's 88.3% tackle success rate was the highest of any team in this year's Rugby Europe Championship.
- Georgia conceded the fewest points per defensive 22m entry of any team in the 2024 Rugby Europe Championship (1.7), while only Championship winners Ireland (1.7) conceded fewer points per entry than Italy (2.2) in this year's Guinness Men's Six Nations.
- Italy's Michele Lamaro has made at least 19 more tackles than any other player in men's Tier 1 rugby in 2024 (155), while teammate Tommaso Menoncello ranks first for dominant tackles (17) and second for turnover-winning tackles (6) this year.
- Georgia's Aka Tabutsadze scored seven tries in this year's Rugby Europe Championship, at least three more than any other player, while teammate Davit Niniashvili had the highest tackle evasion rate of any player to face 5+ tackles in the competition (72%).

MATCH SQUADS

2024 AUTUMN NATIONS SERIES

Italy	#	Georgia
Matt Gallagher	15	Davit Niniashvili
Jacopo Trulla	14	Aka Tabutsadze
Juan Ignacio Brex	13	Giorgi Kveseladze
Tommaso Menoncello	12	Tornike Kakhoitze
Monty Ioane	11	Sandro Todua
Paolo Garbisi	10	Luka Matkava
Alessandro Garbisi	9	Vasil Lobzhanidze
Danilo Fischetti	1	Nika Abuladze
Giacomo Nicotera	2	Vano Karkadze
Simone Ferrari	3	Irakli Aptsiauri
Niccolo Cannone	4	Mikheil Babunashvili
Dino Lamb	5	Giorgi Javakhia
Sebastian Negri	6	Ilia Spanderashvili
Michele Lamaro	7	Giorgi Tsutskiridze
Ross Vintcent	8	Tornike Jalagonia
Gianmarco Lucchesi	16	Luka Nioradze
Mirco Spagnolo	17	Giorgi Akhaladze
Pietro Ceccarelli	18	Luka Japaridze
Riccardo Favretto	19	Lado Chachanidze
Manuel Zuliani	20	Luka Ivanishvili
Alessandro Fusco	21	Gela Aprasidze
Leonardo Marin	22	Tedo Abzhandadze
Giulio Bertaccini	23	Demur Tapladze



ITALY MATCH SQUAD DETAILS

2024 AUTUMN NATIONS SERIES

#	Player	Age	Height	Weight	Caps	Points	Tries
15	Matt Gallagher	28	185	89	1	0	0
14	Jacopo Trulla	24	181	88	10	5	1
13	Juan Ignacio Brex	32	189	99	39	25	5
12	Tommaso Menoncello	22	187	90	21	25	5
11	Monty Ioane	30	180	91	33	75	15
10	Paolo Garbisi	24	182	94	40	211	3
9	Alessandro Garbisi	22	174	83	11	25	5
1	Daniilo Fischetti	26	181	112	45	0	0
2	Giacomo Nicotera	28	183	108	26	15	3
3	Simone Ferrari	30	184	120	57	10	2
4	Niccolo Cannone	26	197	120	45	5	1
5	Dino Lamb	26	199	119	7	10	2
6	Sebastian Negri	30	195	110	56	10	2
7	Michele Lamaro	26	188	103	42	10	2
8	Ross Vintcent	22	187	100	7	5	1
16	Gianmarco Lucchesi	24	184	110	26	5	1
17	Mirco Spagnolo	23	186	110	9	0	0
18	Pietro Ceccarelli	32	184	115	33	0	0
19	Riccardo Favretto	23	200	105	3	0	0
20	Manuel Zuliani	24	189	108	25	10	2
21	Alessandro Fusco	25	185	88	17	10	2
22	Leonardo Marin	22	188	88	11	7	1
23	Giulio Bertaccini	23	183	92	0	0	0

GEORGIA MATCH SQUAD DETAILS

2024 AUTUMN NATIONS SERIES



#	Player	Age	Height	Weight
15	Davit Niniashvili	22	186	90
14	Aka Tabutsadze	27	183	89
13	Giorgi Kveseladze	27	185	99
12	Tornike Kakholdze	21	184	93
11	Sandro Todua	37	183	92
10	Luka Matkava	23	178	84
9	Vasil Lobzhanidze	28	175	75
1	Nika Abuladze	29	187	125
2	Vano Karkadze	24	178	110
3	Irakli Aptsiauri	21	185	126
4	Mikheil Babunashvili	28	195	112
5	Giorgi Javakhia	28	194	124
6	Ilia Spanderashvili	27	189	110
7	Giorgi Tsutskiridze	27	187	95
8	Tornike Jalagonia	25	189	106
16	Luka Nioradze	25	181	105
17	Giorgi Akhaladze	25	186	128
18	Luka Japaridze	26	181	125
19	Lado Chachanidze	24	200	114
20	Luka Ivanishvili	22	188	108
21	Gela Aprasidze	26	175	75
22	Tedo Abzhandadze	25	176	79
23	Demur Tapladze	24	193	94

LAST MATCH DETAILS

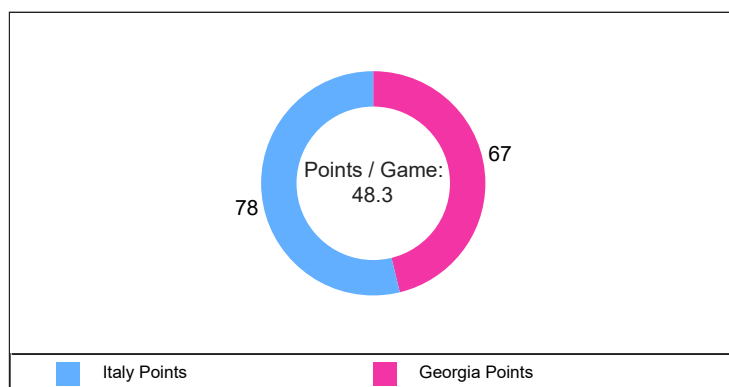
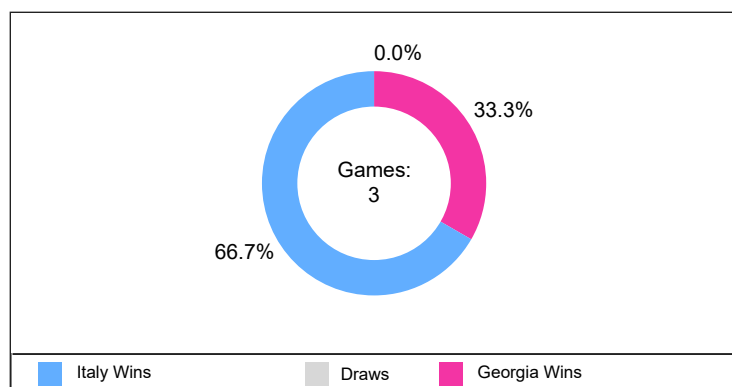
ITALY Autumn Nations Series v Argentina (09/11/2024) 18-50 (L)								
#	Player	Minutes	Points	Tries	Ball Carries	Kicks	Tackles	Cards
15	Ange Capuozzo	7	0	0	3	1	2	0
14	Louis Lynagh	80	0	0	7	2	8	0
13	Juan Ignacio Brex	69	0	0	12	0	8	0
12	Tommaso Menoncello	80	0	0	10	0	22	0
11	Monty Ioane	80	0	0	12	0	12	0
10	Paolo Garbisi	80	0	0	5	7	10	0
9	Martin Page-Relo	63	0	0	5	8	6	0
1	Mirco Spagnolo	50	0	0	6	0	12	0
2	Gianmarco Lucchesi	50	0	0	6	0	13	0
3	Marco Riccioni	45	0	0	2	0	13	0
4	Niccolo Cannone	80	0	0	8	0	15	0
5	Federico Ruzza	44	0	0	6	0	9	0
6	Sebastian Negri	59	0	0	10	0	10	0
7	Michele Lamaro	80	0	0	4	0	18	0
8	Lorenzo Cannone	75	0	0	7	0	13	1
16	Giacomo Nicotera	30	5	1	4	0	3	0
17	Daniilo Fischetti	30	0	0	2	0	7	0
18	Simone Ferrari	35	0	0	3	0	5	0
19	Dino Lamb	36	0	0	1	0	7	0
20	Manuel Zuliani	21	0	0	3	0	5	0
21	Alessandro Garbisi	17	0	0	1	1	4	0
22	Tommaso Allan	73	6	0	12	5	6	0
23	Marco Zanon	11	0	0	3	1	2	0
Team Total		-	11	1	132	25	210	1

GEORGIA International v Australia (20/07/2024) 40-29 (L)								
#	Player	Minutes	Points	Tries	Ball Carries	Kicks	Tackles	Cards
15	Davit Niniashvili	70	5	1	15	4	5	1
14	Aka Tabutsadze	80	10	2	4	2	8	0
13	Tornike Kakhoidze	80	0	0	7	0	12	0
12	Giorgi Kveseladze	80	0	0	8	0	16	0
11	Demur Tapladze	37	0	0	4	1	1	0
10	Luka Matkava	80	9	0	10	7	9	0
9	Mikheil Alania	44	0	0	3	2	8	0
1	Giorgi Mamaishvili	64	0	0	3	0	16	0
2	Vano Karkadze	51	0	0	5	0	16	0
3	Aleksandre Kuntelia	58	0	0	5	0	15	0
4	Lado Chachanidze	60	0	0	0	0	11	0
5	Mikheil Babunashvili	80	5	1	2	0	20	0
6	Giorgi Tsutskiridze	41	0	0	3	0	13	0
7	Beka Saghinadze	80	0	0	14	0	14	0
8	Tornike Jalagonia	71	0	0	4	0	29	0
16	Luka Petriashvili	29	0	0	1	0	12	0
17	Luka Goginava	16	0	0	2	0	3	0
18	Irakli Aptsiauri	22	0	0	1	0	5	0
19	Lasha Jaiani	20	0	0	2	0	4	0
20	Luka Ivanishvili	40	0	0	1	0	19	0
21	Ioane Iashagashvili	9	0	0	1	0	4	0
22	Vasil Lobzhanidze	36	0	0	2	4	11	0
23	Tedo Abzhandadze	43	0	0	6	1	9	0
Team Total		-	29	4	103	21	260	1

HEAD TO HEAD

All Time

	Games	Italy Wins	Draws	Georgia Wins
Overall:	3	2	0	1
Italy at Home:	2	2	0	0
Georgia at Home:	1	0	0	1
Neutral Venue:				



LAST 10 MEETINGS

Year	Date	Team	Score	Opposition	Venue	Winner
2022	10/07/2022	Georgia	28-19	Italy	Adjarabet Arena	Georgia
2018	10/11/2018	Italy	28-17	Georgia	Firenze	Italy
2003	06/09/2003	Italy	31-22	Georgia	Asti	Italy

RESULTS

Since 2023

ITALY								
Date	Opponent	Comp	H/A	Result	F	A	TF	TA
05/02/2023	France	Six Nations	H	L	24	29	2	4
12/02/2023	England	Six Nations	A	L	14	31	2	5
25/02/2023	Ireland	Six Nations	H	L	20	34	2	5
11/03/2023	Wales	Six Nations	H	L	17	29	2	4
18/03/2023	Scotland	Six Nations	A	L	14	26	1	4
29/07/2023	Scotland	International	A	L	13	25	1	3
05/08/2023	Ireland	International	A	L	17	33	2	5
19/08/2023	Romania	International	H	W	57	7	9	1
26/08/2023	Japan	International	H	W	42	21	5	3
09/09/2023	Namibia	RWC	H	W	52	8	7	1
20/09/2023	Uruguay	RWC	H	W	38	17	5	2
29/09/2023	New Zealand	RWC	A	L	17	96	2	14
06/10/2023	France	RWC	A	L	7	60	1	8
03/02/2024	England	Six Nations	H	L	24	27	3	2
11/02/2024	Ireland	Six Nations	A	L	0	36	0	6
25/02/2024	France	Six Nations	A	D	13	13	1	1
09/03/2024	Scotland	Six Nations	H	W	31	29	3	4
16/03/2024	Wales	Six Nations	A	W	24	21	2	3
05/07/2024	Samoa	International	A	L	25	33	3	4
12/07/2024	Tonga	International	A	W	36	14	5	2
21/07/2024	Japan	International	A	W	42	14	5	2
09/11/2024	Argentina	Autumn Nations Series	H	L	18	50	2	7
Average					26.3	24.8	3.2	3.3

GEORGIA								
Date	Opponent	Comp	H/A	Result	F	A	TF	TA
05/02/2023	Germany	Rugby Europe Champio..	H	W	75	12	11	2
11/02/2023	Netherlands	Rugby Europe Champio..	A	W	40	8	6	1
18/02/2023	Spain	Rugby Europe Champio..	A	W	41	3	7	0
05/03/2023	Romania	Rugby Europe Champio..	H	W	31	7	4	1
19/03/2023	Portugal	Rugby Europe Champio..	H	W	38	11	6	1
12/08/2023	Romania	International	H	W	56	6	8	0
19/08/2023	USA	International	H	W	22	7	3	1
26/08/2023	Scotland	International	A	L	6	33	0	5
09/09/2023	Australia	RWC	A	L	15	35	2	4
23/09/2023	Portugal	RWC	H	D	18	18	2	2
30/09/2023	Fiji	RWC	A	L	12	17	0	2
07/10/2023	Wales	RWC	A	L	19	43	3	6
04/02/2024	Germany	Rugby Europe Champio..	A	W	28	17	4	2
10/02/2024	Netherlands	Rugby Europe Champio..	H	W	31	10	5	1
17/02/2024	Spain	Rugby Europe Champio..	H	W	38	3	6	0
02/03/2024	Romania	Rugby Europe Champio..	H	W	43	5	7	1
17/03/2024	Portugal	Rugby Europe Champio..	H	W	36	10	4	1
05/07/2024	Fiji	International	H	L	12	21	0	3
13/07/2024	Japan	International	A	W	25	23	3	2
20/07/2024	Australia	International	A	L	29	40	4	6
Average					29.6	15.9	4.0	2.0

FORM-ITALY

All Competitions

ITALY						
Record	Date	Opponent	Comp	Score	Days Since	Games Since
Last Win	21/07/2024	Japan	International	42-14	117	1
Last Loss	09/11/2024	Argentina	Autumn Nations Series	18-50	6	0
Last Home Win	09/03/2024	Scotland	Six Nations	31-29	251	5
Last Home Loss	09/11/2024	Argentina	Autumn Nations Series	18-50	6	0
Last Away Win	21/07/2024	Japan	International	42-14	117	1
Last Away Loss	05/07/2024	Samoa	International	25-33	133	3

GEORGIA						
Record	Date	Opponent	Comp	Score	Days Since	Games Since
Last Win	13/07/2024	Japan	International	25-23	125	1
Last Loss	20/07/2024	Australia	International	29-40	118	0
Last Home Win	17/03/2024	Portugal	Rugby Europe Championship	36-10	243	3
Last Home Loss	05/07/2024	Fiji	International	12-21	133	2
Last Away Win	13/07/2024	Japan	International	25-23	125	1
Last Away Loss	20/07/2024	Australia	International	29-40	118	0

LAST MEETING - STATISTICS

Georgia 28-19 Italy (2022-07-10 - International)

Georgia	Italy	
3	Tries	1
2	Conversions	1
3	Penalty Goals	4
75	Ball Carries	84
3	Offloads	7
3	Line Breaks	3
14	Defenders Beaten	15
419	Carry Metres	388
122	Total Tackles	111
15	Missed Tackle	14
5	Turnovers Won	3
10	Turnover Conceded	16
6	Lineouts Won	17
1	Lineouts Lost	2
15	Total Penalties Conceded	9
26	Kicks in Play	15

#	Player	Minutes Played	Tries	Points	Ball Carries	Defenders Beaten	Tackles	Tackles - Success	Turnovers Won	Pens Conceded
15	Davit Niniasvili	80	0	0	9	7	3	3	1	0
14	Aka Tabutsadze	80	0	0	2	0	3	2	0	1
13	Giorgi Kveseladze	80	0	0	2	0	5	2	0	1
12	Merab Sharikadze	80	0	0	3	1	9	7	0	0
11	Sandro Todua	74	1	5	4	1	3	3	0	0
10	Tedo Abzhandadze	80	2	20	2	2	8	7	0	1
9	Vasil Lobzhanidze	56	0	0	6	0	5	4	0	0
1	Guram Gogichashvili	58	0	0	7	0	11	11	0	4
2	Shalva Mamukashvili	42	0	0	3	0	12	9	0	1
3	Beka Gigashvili	65	0	0	6	0	6	6	0	1
4	Nodar Cheishvili	71	0	0	5	0	8	8	0	1
5	Lasha Jaiani	80	0	0	3	0	9	9	0	0
6	Otar Giorgadze	67	0	0	5	0	8	7	0	0
7	Beka Saghinadze	80	0	0	3	0	11	10	1	1
8	Beka Gorgadze	80	0	0	9	3	12	11	2	3
16	Giorgi Chkoidze	38	0	0	3	0	5	5	1	0
17	Nika Abuladze	22	0	0	0	0	1	1	0	0
18	Luka Japaridze	15	0	0	1	0	0	0	0	0
19	Lado Chachanidze	9	0	0	0	0	0	0	0	0
20	Sandro Mamamtavrisvili	13	0	0	0	0	3	2	0	0
21	Gela Aprasidze	24	0	3	0	0	0	0	0	0
22	Lasha Khmaladze	0	0	0	0	0	0	0	0	0
23	Demur Tapladze	6	0	0	2	0	0	0	0	0

#	Player	Minutes	Tries	Points	Ball Carries	Defenders Beaten	Tackles	Tackles - Success	Turnovers Won	Pens Conceded
15	Ange Capuozzo	80	0	0	3	1	4	2	0	1
14	Edoardo Padovani	80	0	0	4	0	4	4	0	0
13	Juan Ignacio Brex	80	0	0	6	3	7	7	0	0
12	Marco Zanon	44	0	0	7	0	5	4	0	0
11	Tommaso Menoncello	80	1	5	5	5	5	3	0	1
10	Tommaso Allan	80	0	14	1	0	10	7	0	0
9	Alessandro Garbisi	61	0	0	2	1	4	4	0	0
1	Danilo Fischetti	51	0	0	5	0	8	7	0	0
2	Gianmarco Lucchesi	51	0	0	10	1	9	9	0	1
3	Simone Ferrari	71	0	0	2	0	9	8	0	1
4	Niccolo Cannone	74	0	0	5	0	9	7	1	1
5	Marco Fuser	52	0	0	4	0	2	2	0	0
6	Federico Ruzza	80	0	0	9	0	7	7	0	1
7	Michele Lamaro	80	0	0	3	0	11	10	1	0
8	Toa Halafih	72	0	0	10	3	8	7	1	1
16	Giacomo Nicotera	29	0	0	1	0	3	3	0	1
17	Ivan Nemer	29	0	0	1	0	2	2	0	1
18	Ion Neculai	9	0	0	0	0	1	1	0	0
19	David Sisi	6	0	0	0	0	1	1	0	0
20	Giovanni Pettinelli	28	0	0	2	1	2	2	0	0
21	Renato Giammarioli	8	0	0	1	0	0	0	0	0
22	Alessandro Fusco	19	0	0	3	0	0	0	0	0
23	Paolo Garbisi	36	0	0	0	0	0	0	0	0

TEAM ANALYSIS
2024 INTERNATIONALS

TEAM ANALYSIS - MATCH AVERAGES

2024 INTERNATIONALS

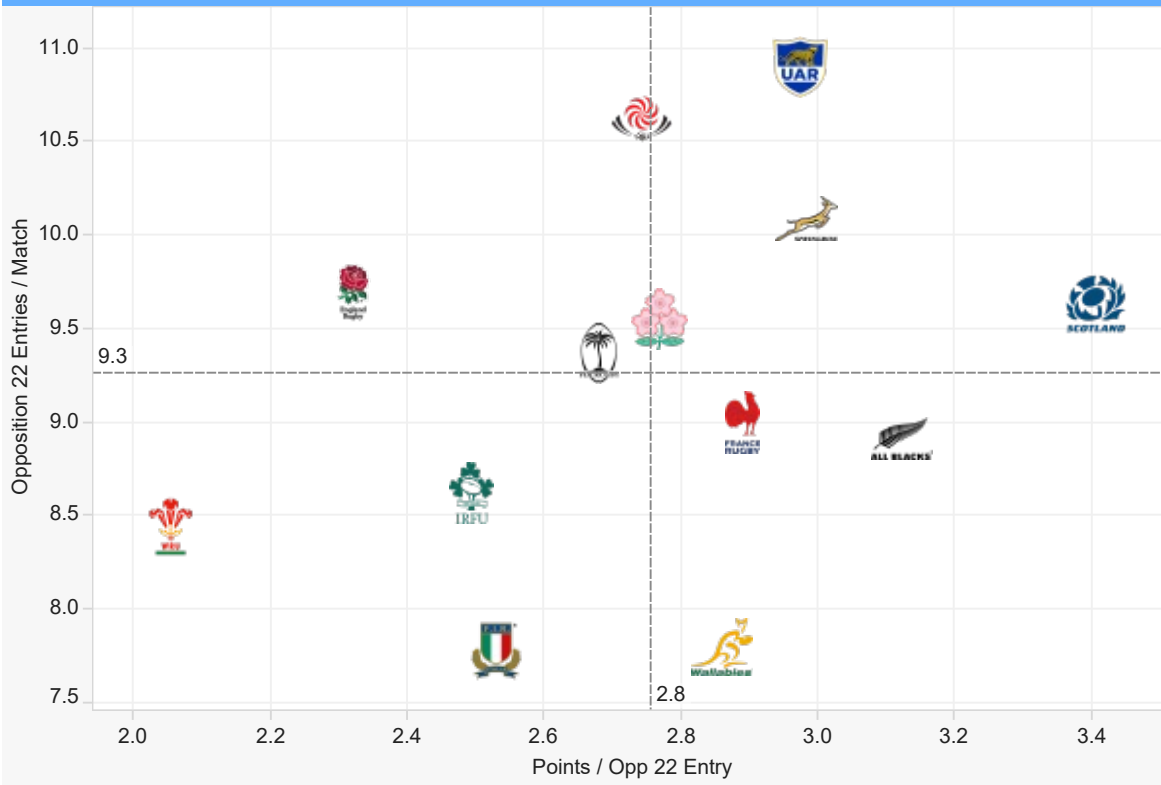
		
23.7	Points	30.3
2.7	Tries	4.1
74.5%	Goal Kicking %	68.9%
99.0	Carries	109.1
634.0	Carry Metres	684.7
7.8	Opposition 22 Entries	10.6
2.5	Points / Opp 22 Entry	2.7
5.7	Line Breaks	4.1
19.7	Defenders Beaten	24.3
5.8	Offloads	5.8
133.4	Passes	134.8
27.0	Kicks From Hand	22.3
203.3	Tackles	125.6
29.2	Missed Tackles	12.6
85.6%	Tackle %	90.0%
14.9	Dominant Tackles	11.8
9.4	Pens Conceded	9.8
0.7	Yellow Cards	1.1
0	Red Cards (Total)	0
4.8	Turnovers Won	3.6
12.6	Turnovers Conceded	11.8
81.3%	Lineout Success %	86.6%
87.5%	Scrum Success %	86.5%
96.8%	Ruck Success %	97.1%
38.6%	Gainline Forward %	45.9%

All stats are on a per match basis (unless stated otherwise)

TEAM ANALYSIS - 22 ENTRIES

2024 INTERNATIONALS

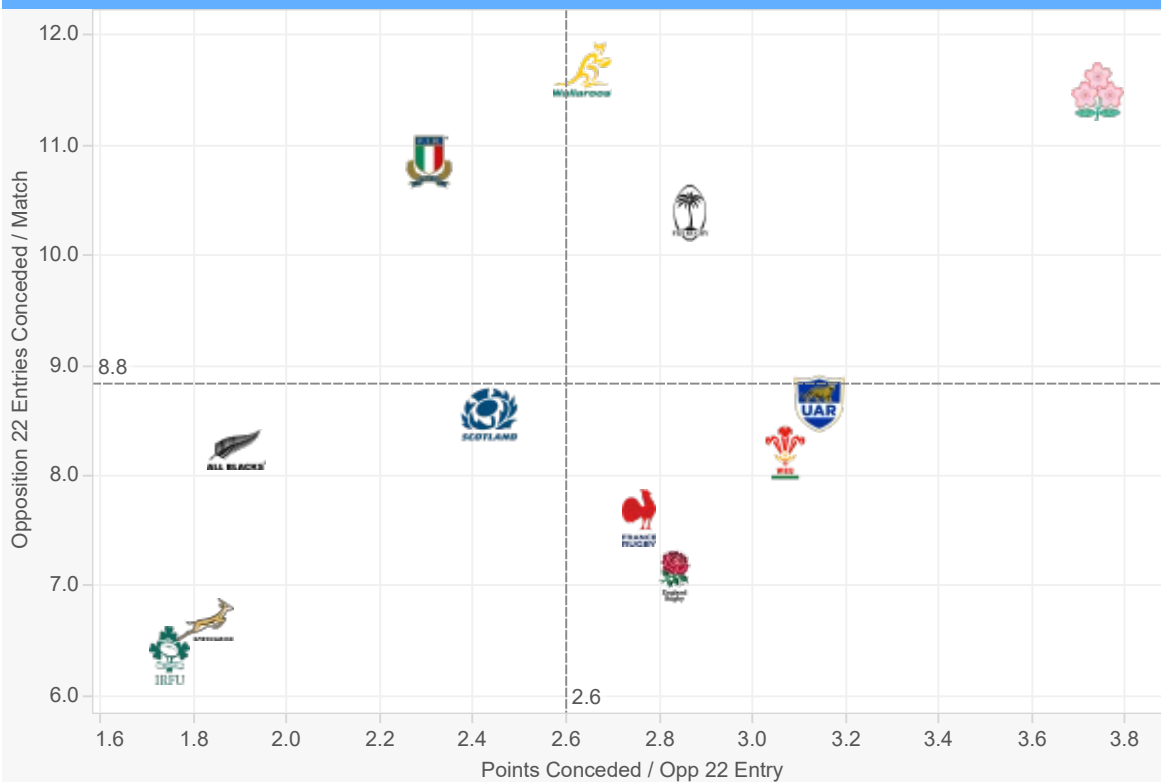
22 ENTRIES FOR



22 Entries / Match	
Argentina	10.9
Georgia	10.6
South Africa	10.1
England	9.7
Scotland	9.6
Japan	9.6
Fiji	9.4
France	9.0
New Zealand	8.9
Ireland	8.6
Wales	8.4
Australia	7.8
Italy	7.8

Points / Entry	
Scotland	3.4
New Zealand	3.1
South Africa	3.0
Argentina	3.0
France	2.9
Australia	2.9
Japan	2.8
Georgia	2.7
Fiji	2.7
Italy	2.5
Ireland	2.5
England	2.3
Wales	2.1

22 ENTRIES AGAINST



22 Entries Con. / Match	
Germany	12.0
Australia	11.7
Japan	11.5
Italy	10.9
Fiji	10.4
Argentina	8.7
Scotland	8.6
New Zealand	8.3
Wales	8.2
France	7.6
England	7.1
South Africa	6.7
Ireland	6.4

Points Con / Entry	
Japan	11.5
Argentina	8.7
Wales	8.2
Fiji	10.4
England	7.1
France	7.6
Australia	11.7
Scotland	8.6
Germany	12.0
Italy	10.9
New Zealand	8.3
South Africa	6.7
Ireland	6.4

TEAM ANALYSIS - POINTS & TRIES

2024 INTERNATIONALS

POINTS PER PERIOD

	SCORED					CONCEDED				
	Total	1'-20'	21'-HT	HT-60'	61'-80'	Total	1'-20'	21'-HT	HT-60'	61'-80'
Argentina	338	60	99	63	116	259	72	82	61	44
Australia	250	68	77	38	67	316	75	79	63	99
England	261	69	61	82	49	239	54	75	38	72
Fiji	222	45	54	68	55	145	54	27	21	43
France	276	68	72	67	69	173	37	40	43	53
Georgia	228	31	56	62	79	84	39	13	13	19
Ireland	202	47	55	30	70	120	30	22	32	36
Italy	199	66	41	39	53	190	47	42	39	62
Japan	240	71	57	45	67	276	71	81	53	71
New Zealand	373	110	128	72	63	229	58	60	54	57
Scotland	385	97	111	70	107	164	35	40	37	52
South Africa	362	86	83	65	128	167	46	63	27	31
Wales	140	23	38	29	50	262	61	65	48	88
Total	3,476	841	932	730	973	2,733	711	711	565	746

TRIES PER PERIOD

	SCORED					CONCEDED				
	Total	1'-20'	21'-HT	HT-60'	61'-80'	Total	1'-20'	21'-HT	HT-60'	61'-80'
Argentina	45	7	14	8	16	31	9	10	6	6
Australia	29	7	8	5	9	41	9	10	8	14
England	31	8	6	11	6	26	6	7	5	8
Fiji	30	7	7	8	8	19	7	3	3	6
France	31	8	7	8	8	22	4	4	6	8
Georgia	31	2	7	10	12	11	6	1	1	3
Ireland	24	4	6	4	10	9	2	1	3	3
Italy	22	8	3	5	6	25	6	5	5	9
Japan	32	9	7	6	10	39	9	13	7	10
New Zealand	47	15	17	8	7	25	7	5	5	8
Scotland	50	13	13	9	15	15	5	2	5	3
South Africa	44	12	10	5	17	20	4	5	5	6
Wales	18	2	5	4	7	15	4	6	2	3
Total	434	102	110	91	131	327	83	80	67	97

TRY ORIGIN

	SCORED									CONCEDED								
	Total	Counter Attack	Free Kick	Lineout	Penalty	Scrum	Start Half	Tap Penalty	Turnover	Total	Counter Attack	Free Kick	Lineout	Penalty	Scrum	Start Half	Tap Penalty	Turnover
Argentina	55	9	0	16	0	6	1	3	20	37	5	0	16	0	4	0	2	10
Australia	33	4	2	15	1	4	0	2	5	51	9	0	18	0	5	0	3	16
England	36	5	0	18	0	3	1	2	7	33	6	2	12	0	3	0	1	9
Fiji	32	2	1	10	0	9	0	2	8	21	1	1	11	1	4	0	0	3
France	40	9	1	9	0	8	0	2	11	24	1	0	16	0	4	1	0	2
Georgia	38	5	1	17	0	4	0	2	9	11	0	0	6	0	2	0	1	2
Ireland	23	0	0	16	0	2	1	1	3	13	2	0	4	1	1	0	1	4
Italy	25	2	0	9	0	4	0	1	9	32	8	0	12	0	3	0	1	8
Japan	39	6	0	14	0	3	0	4	12	46	7	0	18	0	5	0	4	12
New Zealand	56	9	2	22	0	6	0	2	15	29	4	0	14	0	4	0	1	6
Scotland	58	8	0	27	1	5	0	2	15	16	0	1	5	0	4	0	2	4
South Africa	50	4	0	20	1	8	0	2	15	21	1	0	6	0	4	1	5	4
Wales	24	2	0	15	0	1	0	3	3	16	1	1	7	0	1	1	1	4
Total	509	65	7	208	3	63	3	28	132	383	48	5	158	3	50	3	23	93

Max & Min values are highlighted per time-frame/phase/section

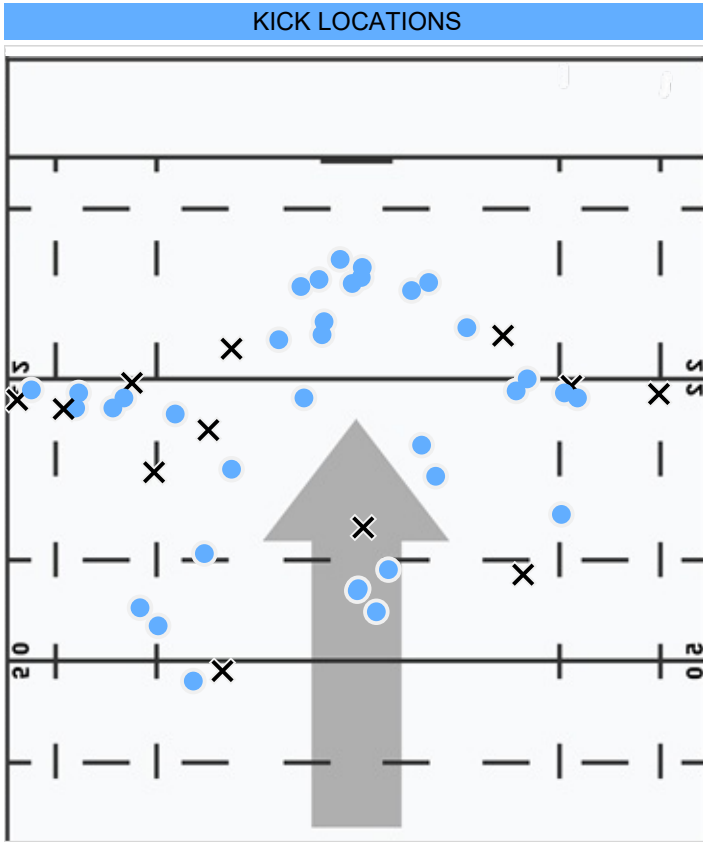


TEAM ANALYSIS

ITALY - 2024 INTERNATIONALS

KICKING

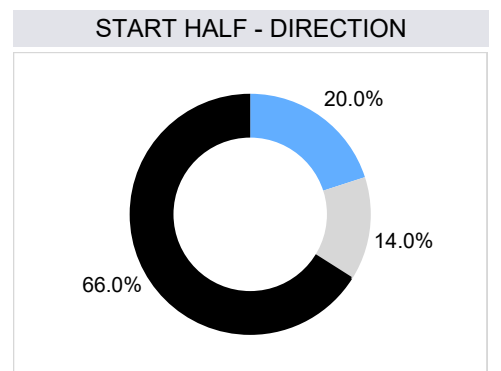
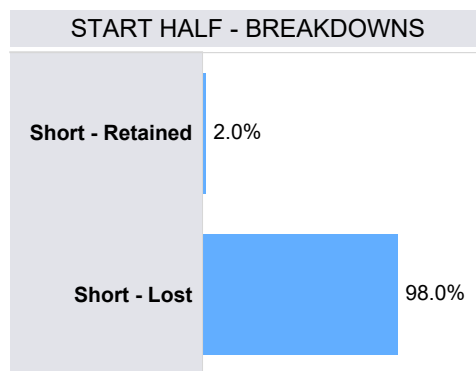
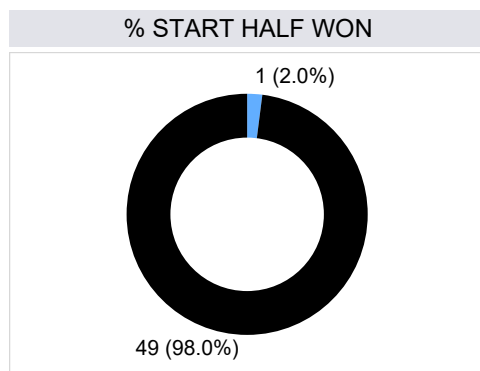
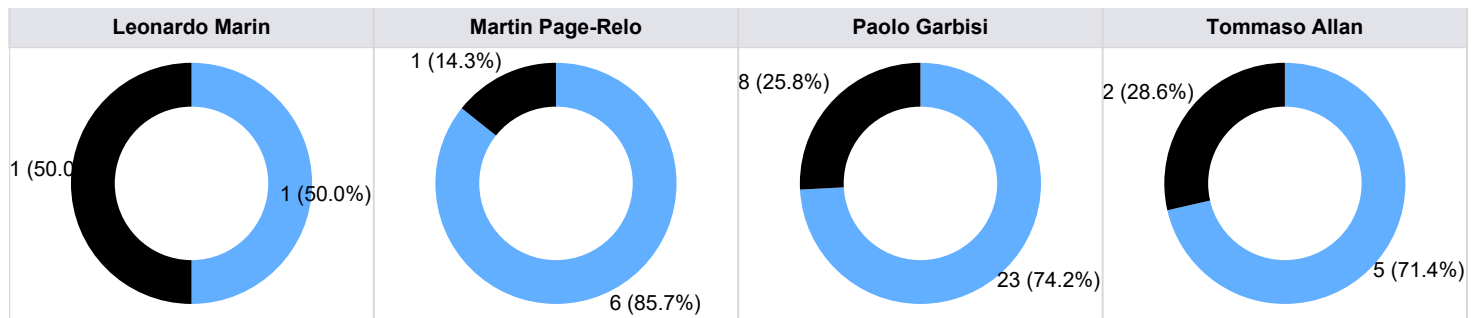
ITALY - 2024 INTERNATIONALS



LAST 20 KICKS AT GOAL

Opponent	Min	Player	Pts Gained	Result
Argentina	19	Martin Page-Relo	-0.75	Pen Missed
	44	Tommaso Allan	0.17	Pen Made
	43	Tommaso Allan	0.22	Pen Made
	69	Tommaso Allan	-1.51	Conv Missed
Japan	4	Martin Page-Relo	2.60	Pen Made
	10	Paolo Garbisi	0.39	Conv Made
	15	Paolo Garbisi	0.82	Conv Made
	37	Paolo Garbisi	0.37	Conv Made
	48	Martin Page-Relo	2.67	Pen Made
	61	Martin Page-Relo	2.60	Pen Made
	73	Leonardo Marin	0.04	Conv Made
Tonga	82	Leonardo Marin	-0.40	Conv Missed
	20	Paolo Garbisi	-1.06	Conv Missed
	24	Paolo Garbisi	-2.49	Pen Missed
	30	Paolo Garbisi	0.11	Pen Made
	35	Paolo Garbisi	0.04	Conv Made
	51	Paolo Garbisi	0.68	Conv Made
Samoa	65	Paolo Garbisi	0.08	Conv Made
	14	Paolo Garbisi	0.15	Pen Made
	18	Paolo Garbisi	-0.87	Conv Missed
Overall Points Gained			7.10	

KICKS AT GOAL



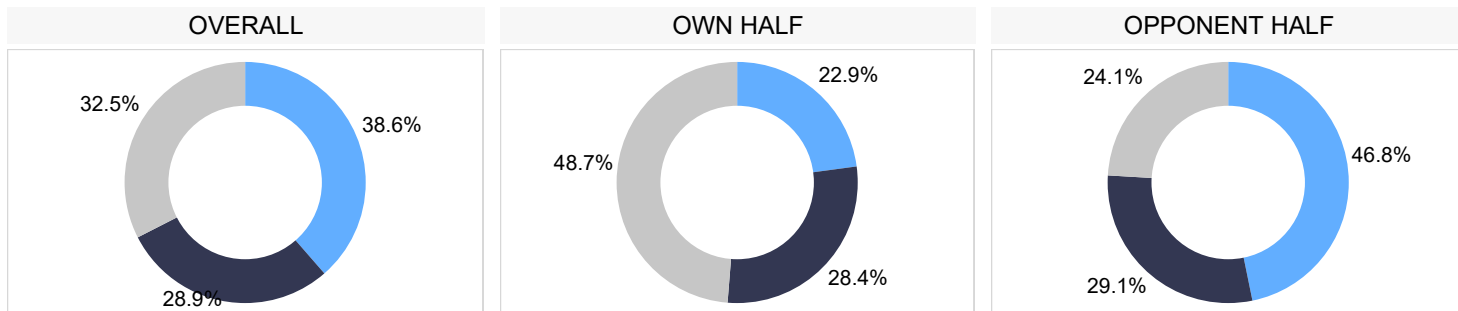
Won Lost

Right Split Left

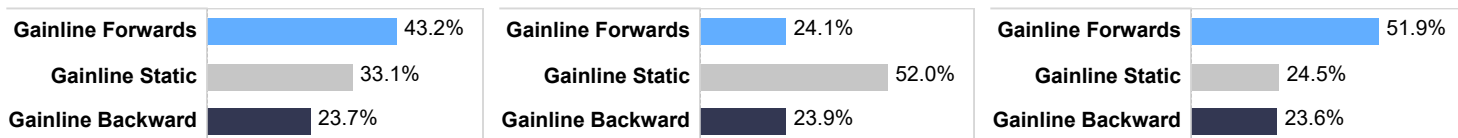
COLLISIONS

ITALY - 2024 INTERNATIONALS

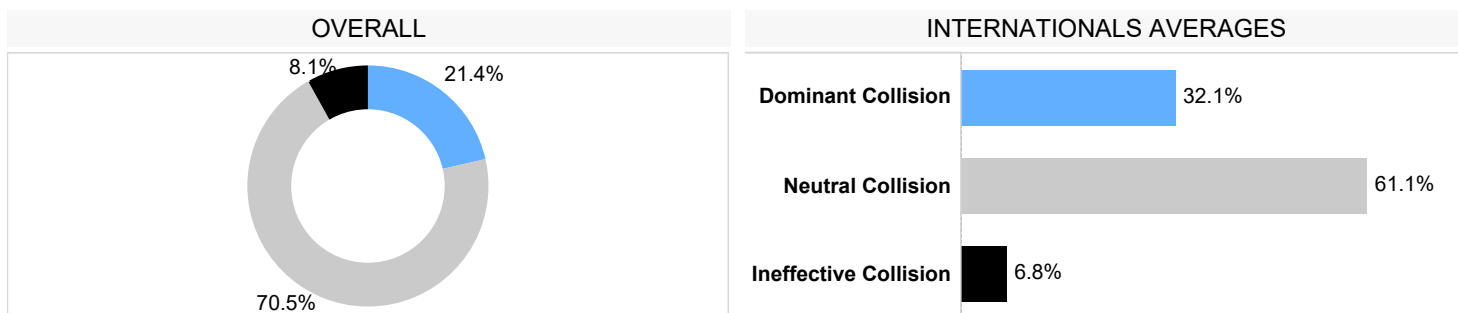
GAINLINE SUCCESS



INTERNATIONALS AVERAGES

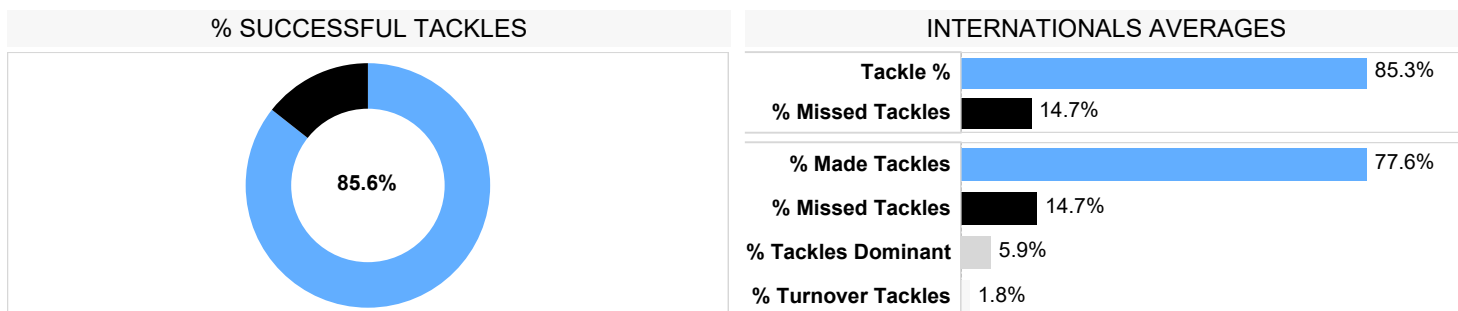


CARRIES INTO CONTACT*

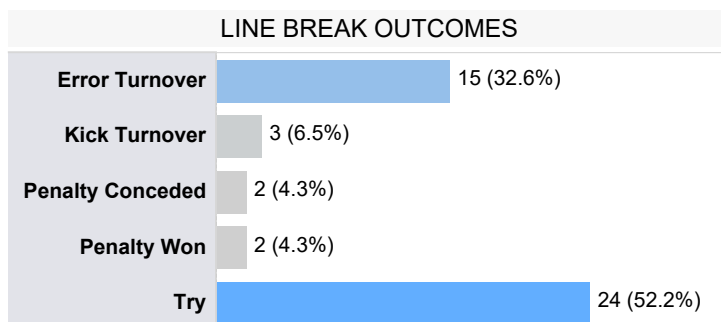


*dominance based on tackle outcome

TACKLES

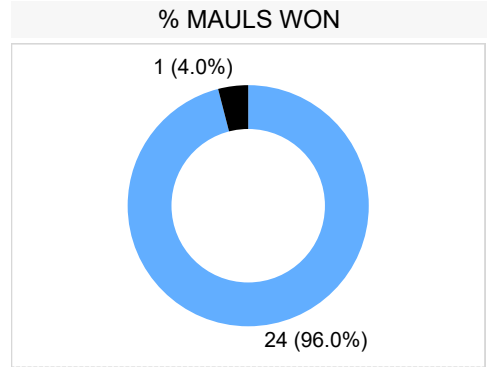
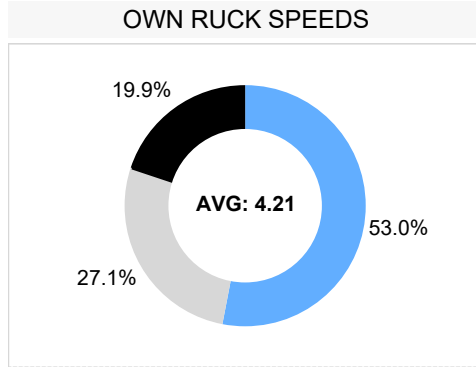
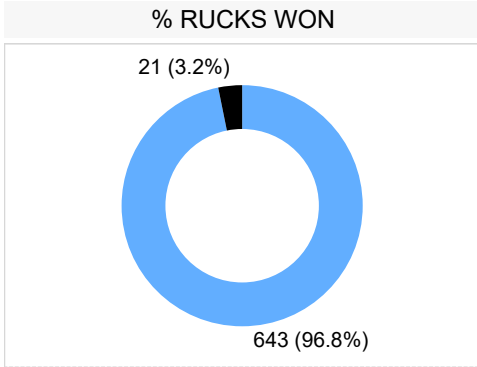


CARRIES & BREAKS	
Line Breaks	51
Line breaks / match	5.7
Defenders Beaten	177
Defenders Beaten / match	19.7
Ball Carries	891.0
Carries / Match	99.0

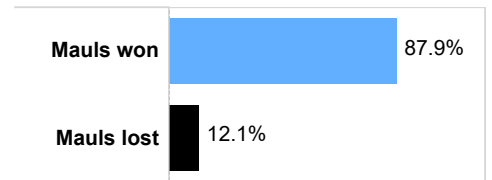
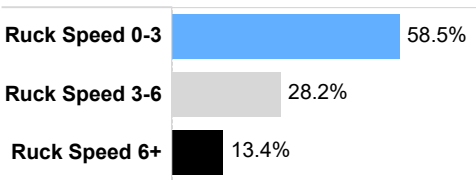
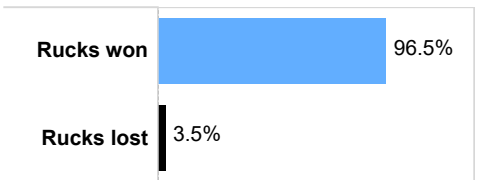


BREAKDOWN

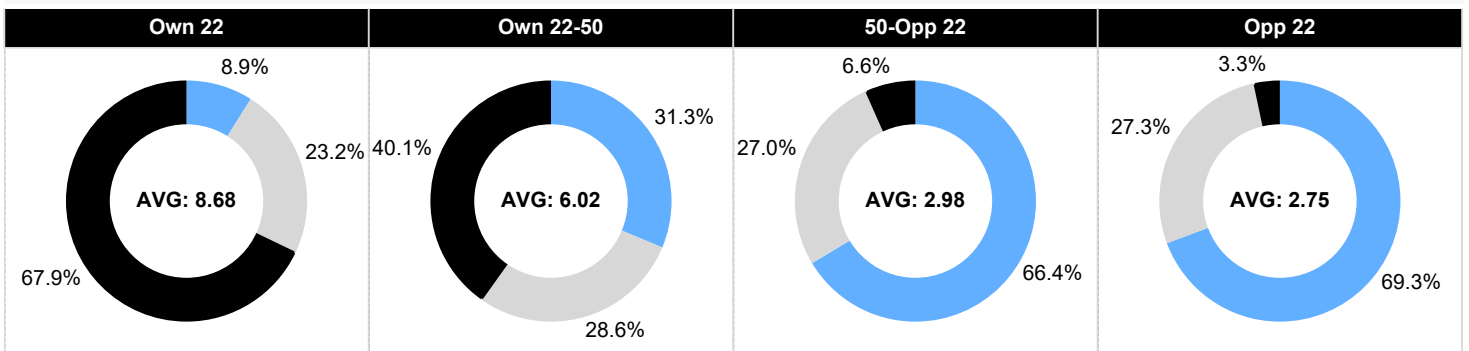
ITALY - 2024 INTERNATIONALS



INTERNATIONALS AVERAGES



RUCK SPEEDS - LOCATIONS



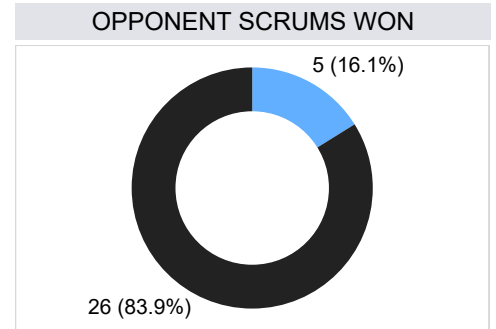
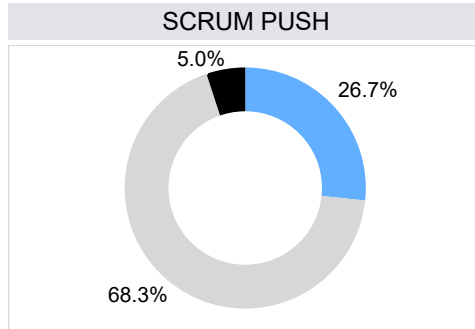
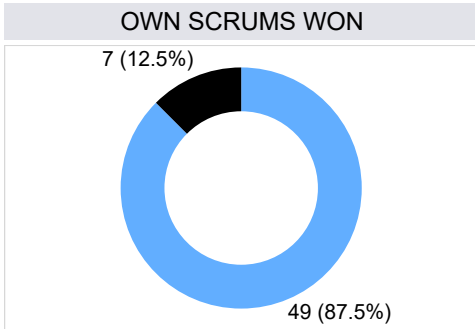
■ Ruck Speed 0-3
 ■ Ruck Speed 3-6
 ■ Ruck Speed 6+

Attacking Breakdown Arrivals		Defensive Breakdown Arrivals		Breakdown Steals	
1	Michele Lamaro 161	1	Gianmarco Lucchesi 68	1	Gianmarco Lucchesi 7
2	Niccolo Cannone 148	2	Mirco Spagnolo 67	2	Lorenzo Cannone 4
3	Danilo Fischetti 119	3	Danilo Fischetti 66	3	Manuel Zuliani 4
4	Giacomo Nicotera 107	4	Michele Lamaro 58	4	Danilo Fischetti 3
5	Federico Ruzza 84	5	Giacomo Nicotera 50	Team Total	31

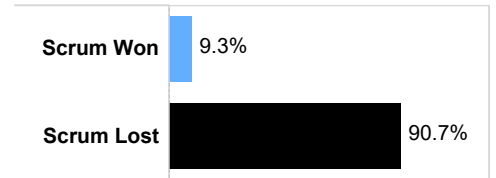
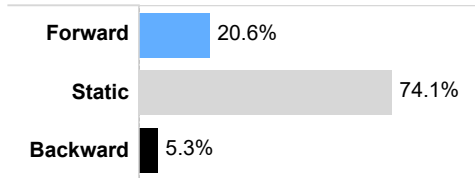
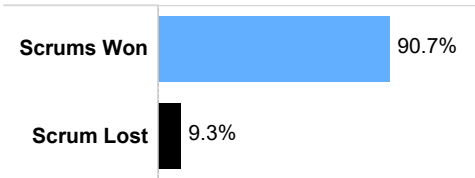
SET PIECE

ITALY - 2024 INTERNATIONALS

SCRUMS



INTERNATIONALS AVERAGES



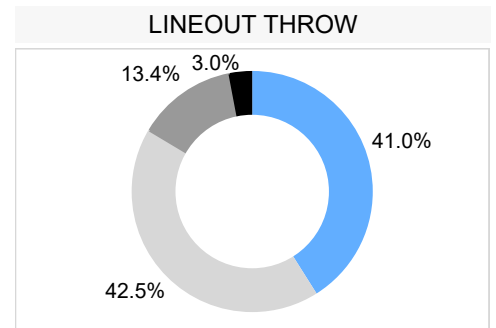
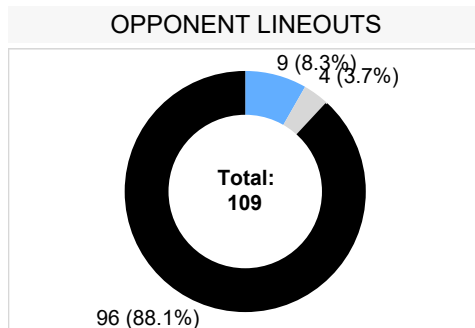
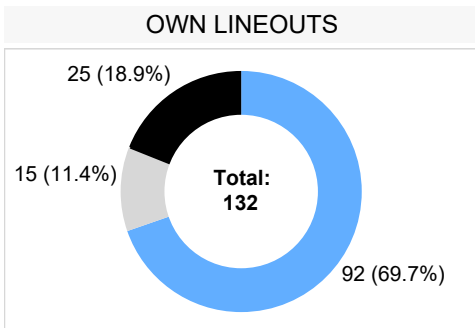
OWN SCRUMS		
Scrum Won	Scrum Reset Retained	Scrum Lost
49	4	7

OPPONENT SCRUMS		
Scrum Won	Scrum Reset Retained	Scrum Lost
5	2	26

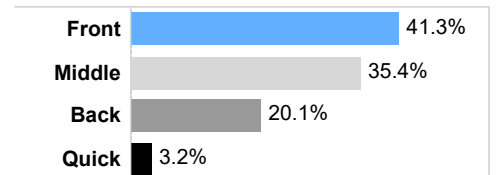
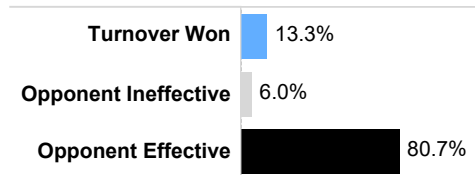
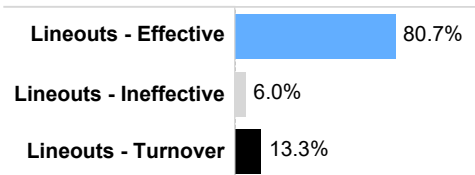
OWN SCRUMS WON			
	Used	Penalty	Free Kick
Total	26	19	4
% of Total	53.1%	38.8%	8.2%

OPPONENT SCRUMS WON			
	Used	Penalty	Free Kick
Total	5		
% of Total	100.0%		

LINEOUTS



INTERNATIONALS AVERAGES

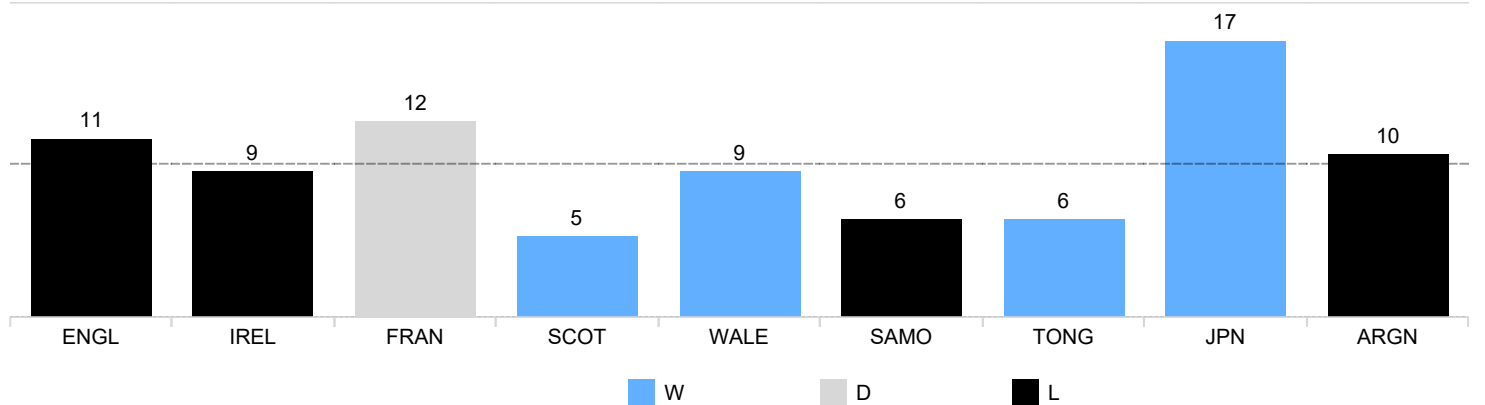


DISCIPLINE

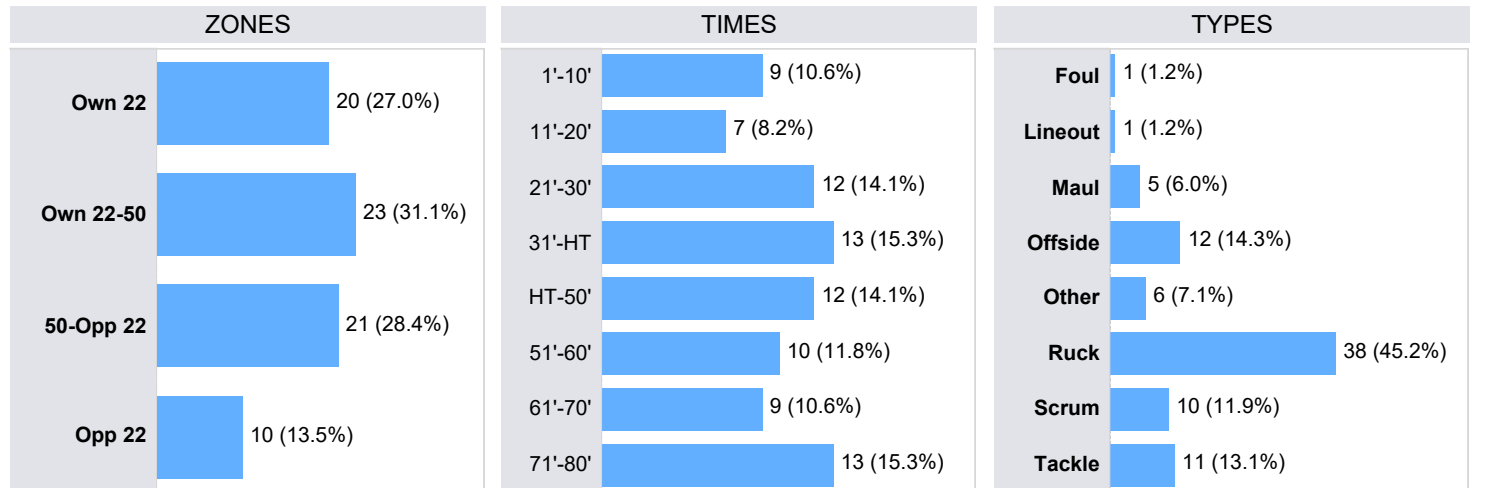
ITALY - 2024 INTERNATIONALS

Statistic	Team	Year Average
Total penalties conceded / match	9.4	5.3
Yellow cards / match	0.7	0.4
Red cards / match	0.0	0.0

PENALTIES CONCEDED PER MATCH



PENALTIES & INFRINGEMENTS



PLAYER STATISTICS - PER 80 AVERAGES WITH A MINIMUM 240 MINUTES PLAYED

Total penalties conceded			Penalties conceded / 80 minutes			Yellow / Red cards		
1	Gianmarco Lucchesi	9	1	Gianmarco Lucchesi	2.0	1	Gianmarco Lucchesi	1 / 0
2	Ross Vintcent	7	2	Manuel Zuliani	1.6	2	Jacopo Trulla	1 / 0
3	Giosue Zilocchi	6	3	Ross Vintcent	1.5	3	Lorenzo Cannone	1 / 0
4	Michele Lamaro	6	4	Lorenzo Cannone	0.9	4	Michele Lamaro	1 / 0
5	Tommaso Menoncello	6	5	Danilo Fischetti	0.8	5	Ross Vintcent	1 / 0

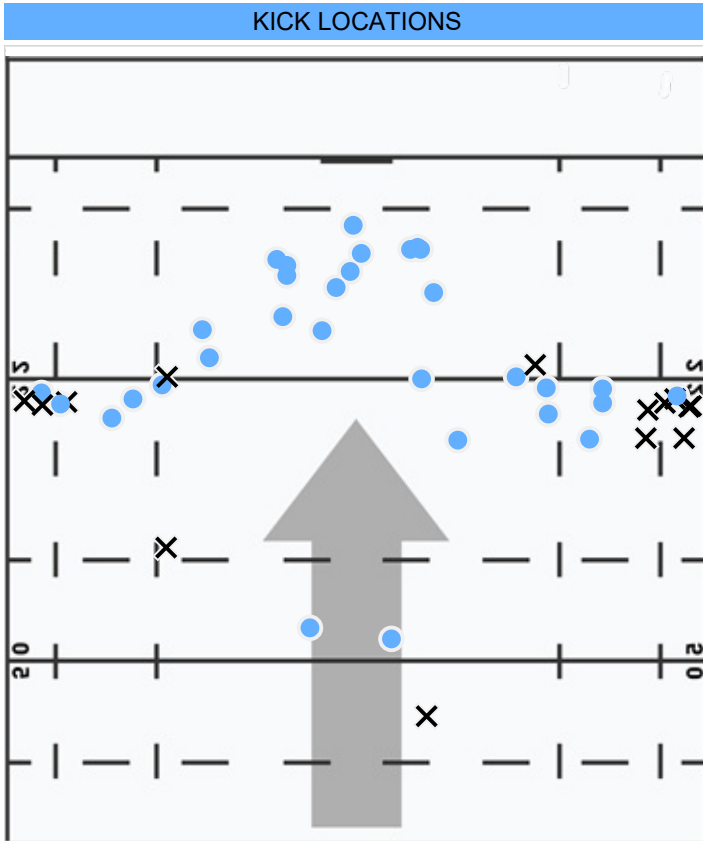


TEAM ANALYSIS

GEORGIA - 2024 INTERNATIONALS

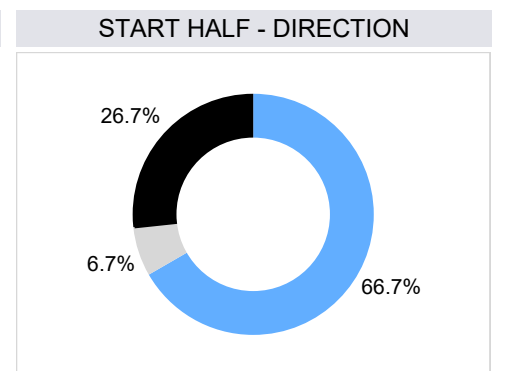
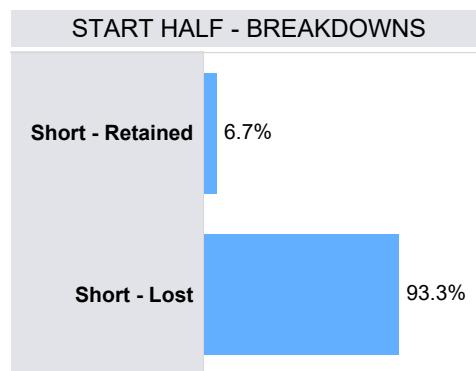
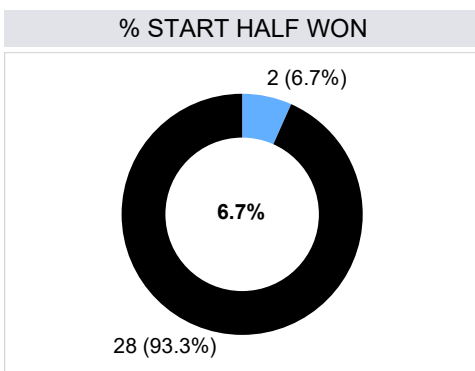
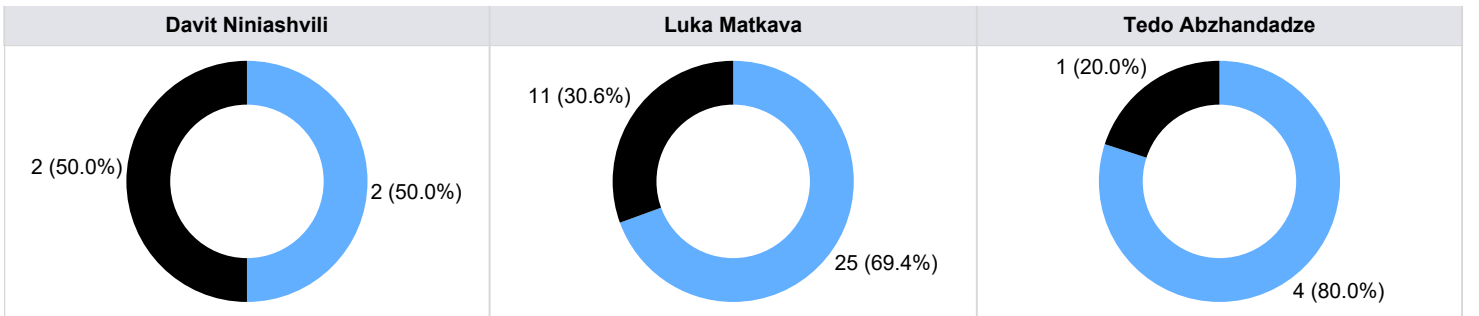
KICKING

GEORGIA - 2024 INTERNATIONALS



LAST 20 KICKS AT GOAL				
Opponent	Min	Player	Pts Gained	
Australia	3	Luka Matkava	0.29	Pen Made
	35	Luka Matkava	0.04	Conv Made
	37	Luka Matkava	-1.57	Pen Missed
	44	Luka Matkava	0.01	Conv Made
	49	Luka Matkava	0.05	Conv Made
	71	Luka Matkava	-0.76	Conv Missed
Japan	9	Luka Matkava	0.11	Pen Made
	12	Luka Matkava	1.21	Pen Made
	22	Luka Matkava	-1.05	Conv Missed
	29	Luka Matkava	0.06	Conv Made
	75	Luka Matkava	0.05	Conv Made
Fiji	4	Luka Matkava	0.04	Pen Made
	16	Luka Matkava	0.35	Pen Made
	18	Davit Niniashvili	-0.91	Pen Missed
	29	Luka Matkava	0.74	Pen Made
	67	Luka Matkava	1.18	Pen Made
Scotland	12	Luka Matkava	0.62	Pen Made
	21	Luka Matkava	0.55	Pen Made
USA	12	Luka Matkava	-0.83	Conv Missed
	29	Luka Matkava	0.22	Conv Made
Overall Points Gained			1.06	

KICKS AT GOAL



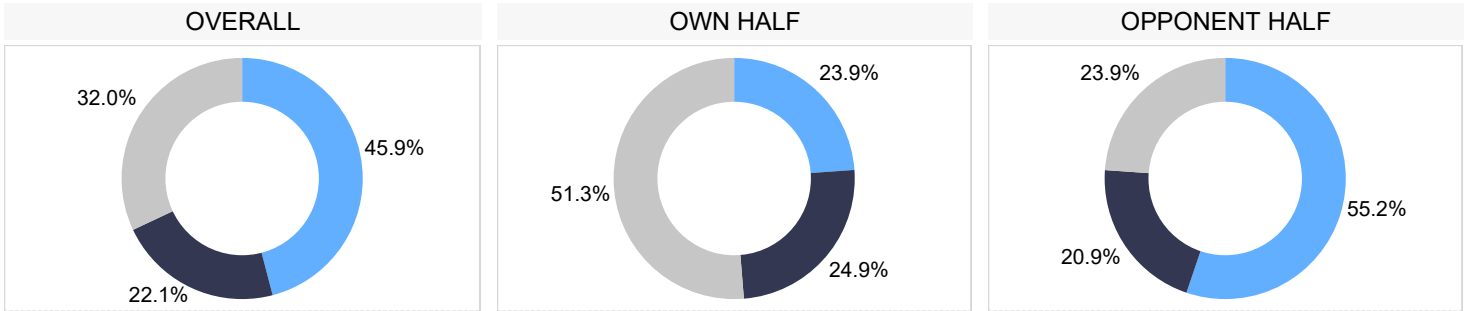
Won Lost

Right Split Left

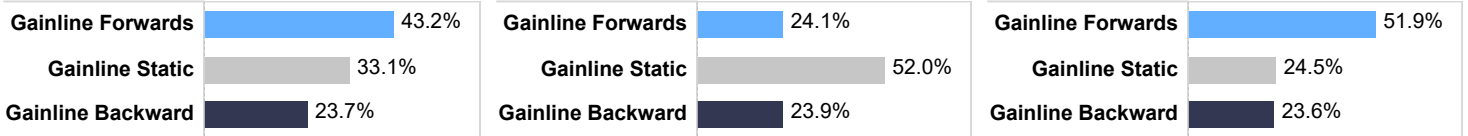
COLLISIONS

GEORGIA - 2024 INTERNATIONALS

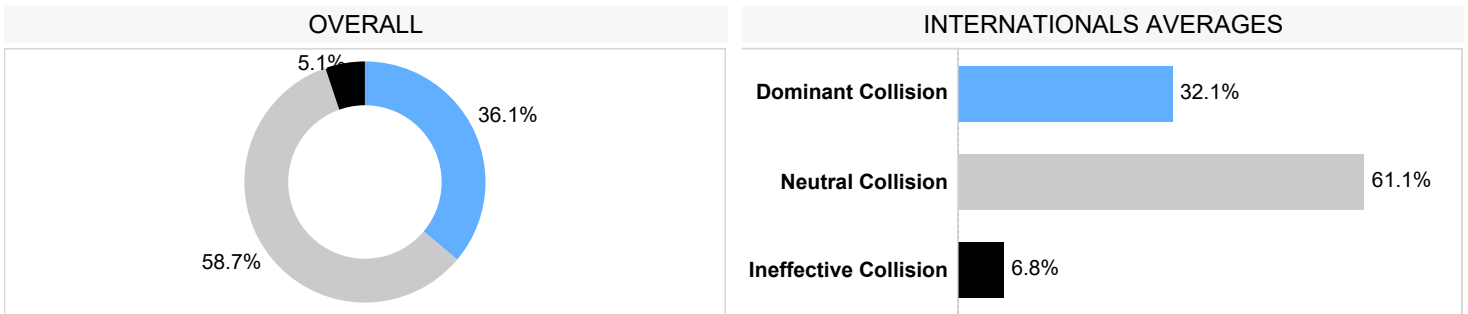
GAINLINE SUCCESS



CHAMPIONSHIP AVERAGES

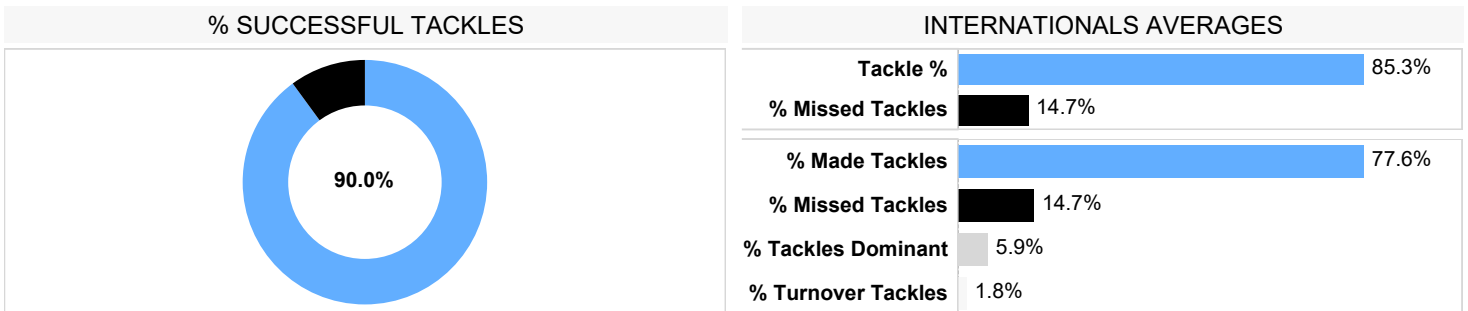


CARRIES INTO CONTACT*

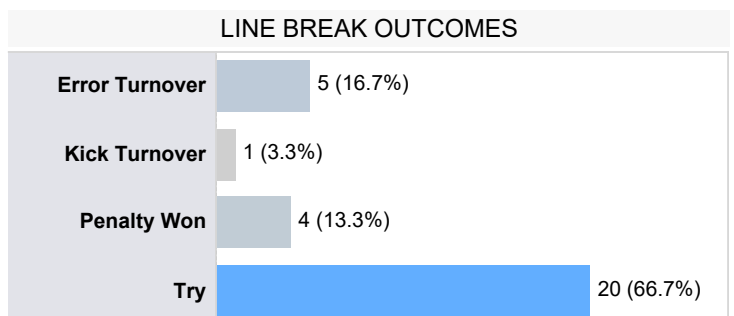


*dominance based on tackle outcome

TACKLES

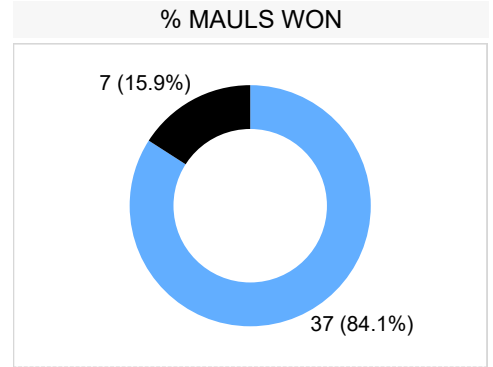
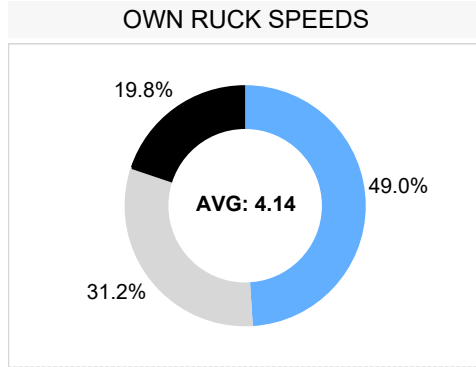
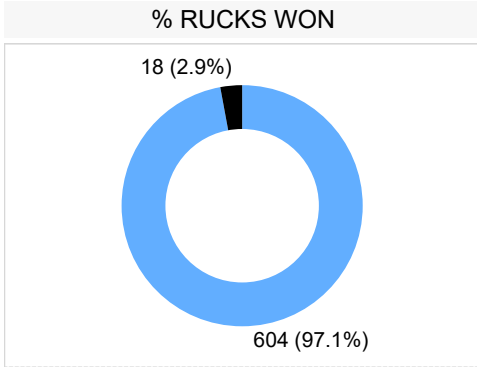


CARRIES & BREAKS	
Line Breaks	33
Line breaks / match	4.1
Defenders Beaten	194
Defenders Beaten / match	24.3
Ball Carries	873.0
Carries / Match	109.1

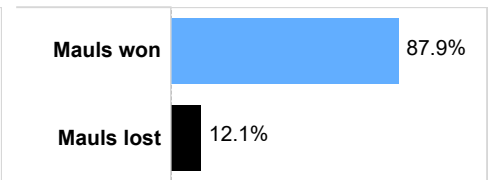
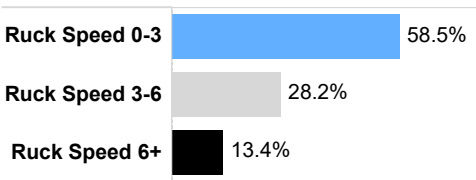
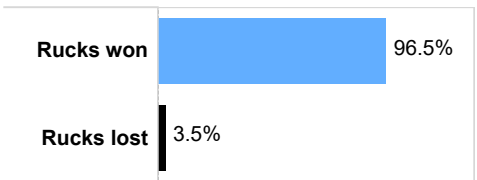


BREAKDOWN

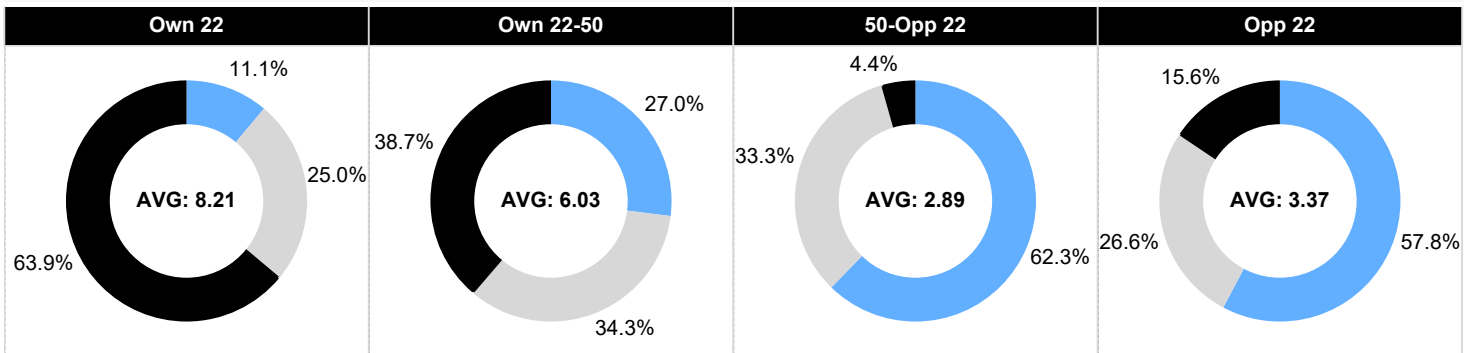
GEORGIA - 2024 INTERNATIONALS



INTERNATIONALS AVERAGES



RUCK SPEEDS - LOCATIONS



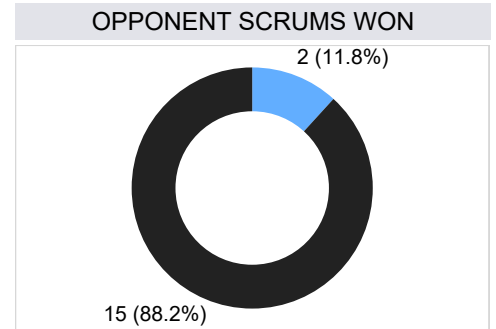
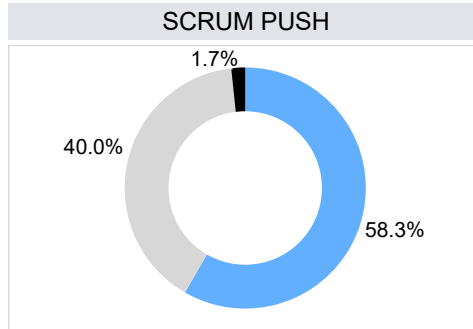
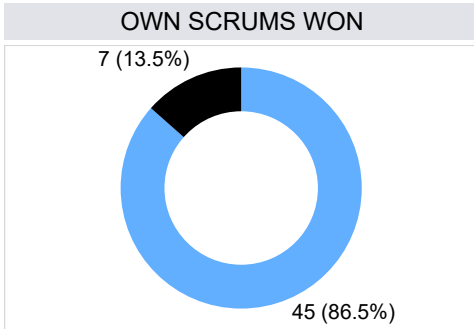
■ Ruck Speed 0-3
 ■ Ruck Speed 3-6
 ■ Ruck Speed 6+

Attacking Breakdown Arrivals		Defensive Breakdown Arrivals		Breakdown Steals	
1	Mikheil Babunashvili	53	1	Luka Ivanishvili	17
2	Vano Karkadze	45	2	Vano Karkadze	14
3	Lado Chachanidze	42	3	Irakli Aptsiauri	10
4	Irakli Aptsiauri	35	4	Beka Gorgadze	8
5	Giorgi Javakhia	33	5	Mikheil Babunashvili	8
				Team Total	24

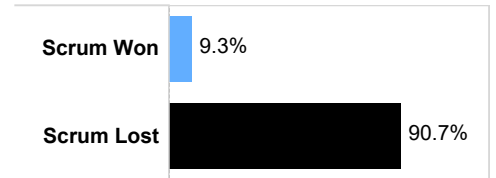
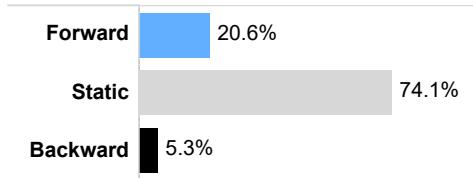
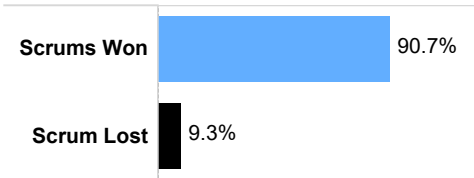
SET PIECE

GEORGIA - 2024 INTERNATIONALS

SCRUMS



INTERNATIONALS AVERAGES



OWN SCRUMS

Scrum Won	Scrum Reset Retained	Scrum Lost
45	8	7

OPPONENT SCRUMS

Scrum Won	Scrum Reset Retain..	Scrum Lost
2	3	15

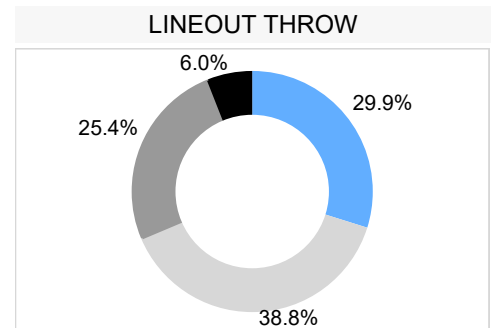
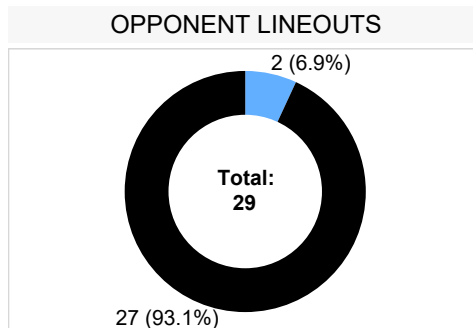
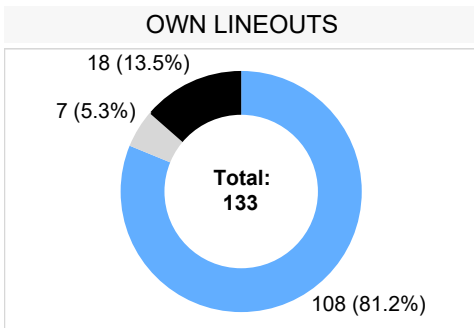
OWN SCRUMS WON

	Used	Penalty	Free Kick
Total	17	24	4
% of Total	37.8%	53.3%	8.9%

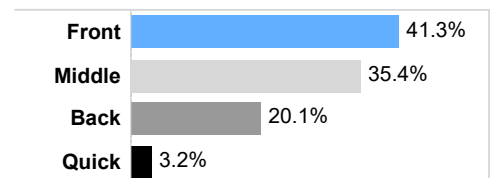
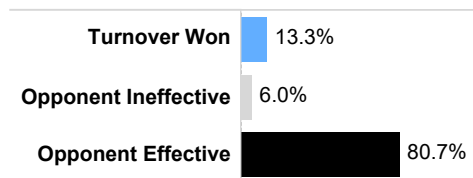
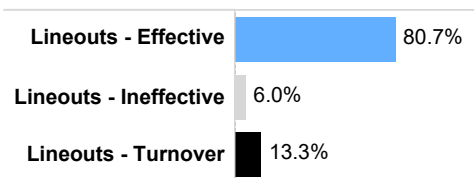
OPPONENT SCRUMS WON

	Used	Penalty	Free Kick
Total	2	2	0
% of Total	100.0%	0.0%	0.0%

LINEOUTS



INTERNATIONALS AVERAGES

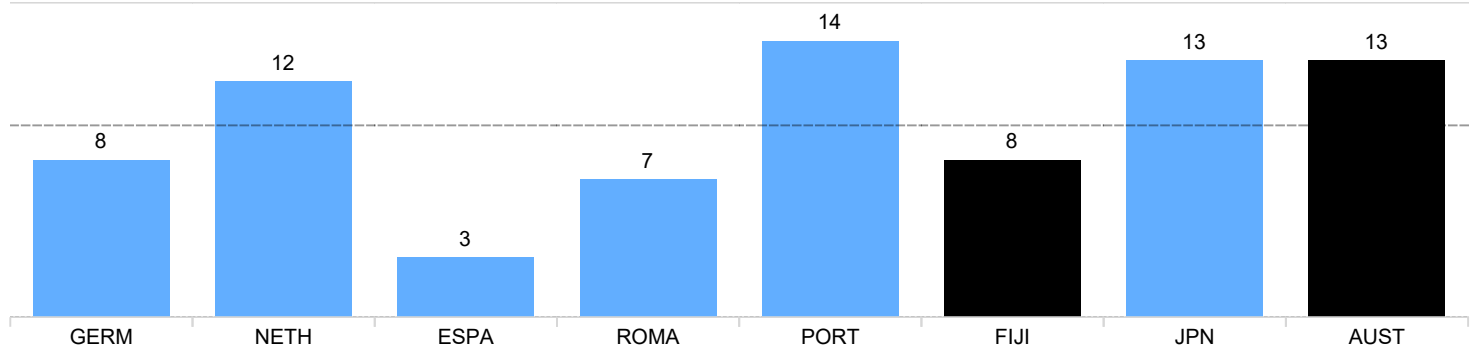


DISCIPLINE

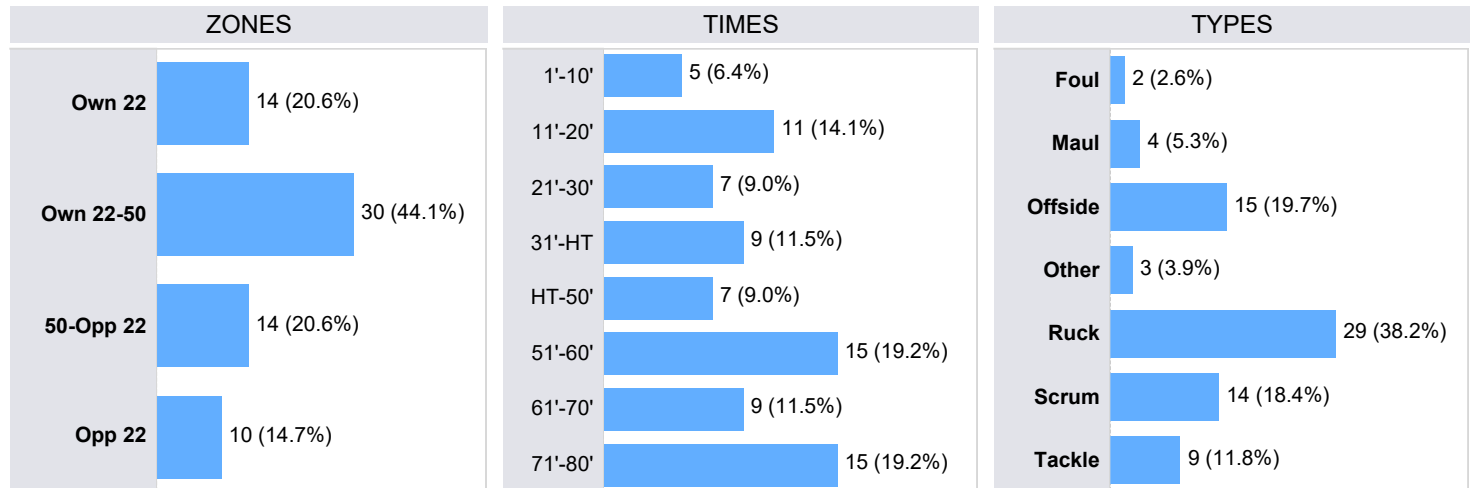
GEORGIA - 2024 INTERNATIONALS

Statistic	Team	Year Average
Total penalties conceded / match	9.8	5.3
Yellow cards / match	1.1	0.4
Red cards / match	0.0	0.0

PENALTIES CONCEDED PER MATCH



PENALTIES & INFRINGEMENTS



PLAYER STATISTICS - PER 80 AVERAGES WITH A MINIMUM 240 MINUTES PLAYED

Total penalties conceded		Penalties conceded / 80 minutes		Yellow / Red cards	
1	Vano Karkadze 10	1	Luka Ivanishvili 2.0	1	Luka Ivanishvili 2 / 0
2	Irakli Aptsiauri 7	2	Vano Karkadze 1.6	2	Davit Niniashvili 1 / 0
3	Giorgi Akhaladze 6	3	Irakli Aptsiauri 1.4	3	Demur Tapladze 1 / 0
4	Giorgi Javakhia 6	4	Giorgi Akhaladze 1.3	4	Giorgi Akhaladze 1 / 0
5	Luka Ivanishvili 6	5	Giorgi Javakhia 1.1	5	Giorgi Javakhia 1 / 0

PLAYER STATS
2024 INTERNATIONALS

APPEARANCE CHART - ITALY

2024 INTERNATIONALS

	03/02/24	11/02/24	25/02/24	09/03/24	16/03/24	05/07/24	12/07/24	21/07/24	09/11/24
	England	Ireland	France	Scotland	Wales	Samoa	Tonga	Japan	Argentina
T. Allan	15*	u22							s22
J. Brex	13	13	13	13*	13	13	13	13	13
M. Canali			u19						
N. Cannone	4	4	4	4	4	4	s19	4	4
L. Cannone	8			s20	8	s21	8	8	8
A. Capuozzo		15	15*	15			15	15*	15
P. Ceccarelli	3	3							
R. Favretto			6		s19				
S. Ferrari			s18	3	3	3	s18	s18	s18
D. Fischetti	1	1	1	1	1	1	1	1	s17
M. Gallagher						15			
P. Garbisi	10	10	10	10	10	10*	10	10	10
A. Garbisi	9*						s21*	s21*	s21
E. Iachizzi						s19	4		
M. Ioane	11*	11	11	11	11*	11*	11*		11
A. Izekor	s20	6				6			
M. Lamaro	7	8	7	7	7	7	7*	7	7
D. Lamb									s19
G. Lucchesi	2	2	s16	s16	s16	2	s16	s16	2
L. Lynagh				14*	14	14*		14	14
L. Marin			s23	s22	s23	u23	s22	s22	
T. Menoncello	12	12	14	12	12	12	12	12	12
F. Mori	s23	s23	12	s23					
S. Negri	6			6	6				6
G. Nicotera	s16	s16	2	2	2		2	2	s16*
M. Page-Relo		s21	9	9	s22	s22	9	9*	9
L. Pani	14	14			15*				
M. Riccioni							3	3	3
F. Ruzza	5	5	5	5	5	5	5	s19	5
M. Spagnolo	s17	s17	s17	s17	s17	s17	s17	s17	1
J. Trulla							14*	11	
S. Varney	s22	9	s22	s21*	9	9			
R. Vintcent		s20	8	8	s20	8	s23	6*	
A. Zambonin	s19	s19	s20	s19			s20	5*	
M. Zanon								s23	s23
L. Zarantonello						s16			
G. Zilocchi	s18	s18	3	s18	s18	s18			
M. Zuliani	s21	7	s21		s21	s20	6	s20	s20

KEY: Number denotes position, s: substitute, u: unused replacement, *: try scored

APPEARANCE CHART - GEORGIA

2024 INTERNATIONALS

	04/02/24	10/02/24	17/02/24	02/03/24	17/03/24	05/07/24	13/07/24	20/07/24
	Germany	Netherlands	Spain	Romania	Portugal	Fiji	Japan	Australia
T. Abzhandadze	s22	s22	s22	s22	s22	10	u23	s23
G. Akhaladze	1	1	1	1	1	1	1	
M. Alania	9	s21	s21	s21	s21*		9*	9
G. Aprasidze						s22		
I. Aptsiauri	3	3	s18	3	3	3	3	s18
M. Babunashvili	s19	4*	4*	4	4	4	s19	5*
L. Chachanidze					s19	s19	4	4
N. Cheishvili	4		5					
G. Dzmanashvili							s18	
B. Gigashvili		s17	3		s18			
O. Giorgadze			s20					
L. Goginava							s17	s17
B. Gorgadze		7		7*	7	8	8	
I. Iashagashvili								s21
L. Ivanishvili	6			s20*	s20	7	s20	s20
L. Jaiani								s19
T. Jalagonia		8	8	8	8	s21	s21	8
G. Javakhia	5	5		5	5	5	5*	
T. Kakhoitze	s23							13
V. Karkadze	2	2	2	2	2*	2	2*	2
G. Kartvelishvili	s18							
G. Kerdikoshvili			s19	s19				
D. Khuroshvili	s21							
A. Kuntelia		s18		s18		s18		3
G. Kveseladze	13	13**	13*	13	13	12	12	12
V. Lobzhanidze				9	9	9	s22	s22
G. Mamaishvili	s17		s17	s17	s17	s17		1
L. Matkava	10	10	10	10	10	15	10	10
M. Modebadze	11*	15	15	15*				
D. Niniashvili				11	15	11	15	15*
L. Nioradze	s16	s16	s16	s16	s16		s16	
T. Peranidze		9	9*					
L. Petriashvili						s16		s16
B. Saghinadze						s20	7	7
M. Sharikadze	12*	12	12	12	12			
B. Shvangiradze	s20	s20						
I. Spanderashvili	8*	6*	6	6	6	6		
A. Tabutsadze	14	14*	14*	14***	14**	14	14	14**
D. Tapladze		s23	s23*	s23*	s23	13	13	11
S. Todua		11	11		11	s23	11	
L. Tsirekidze	15							
G. Tsutskiridze	7		7				6	6

KEY: Number denotes position, s: substitute, u: unused replacement, *: try scored

PLAYER DATA - ITALY

2024 INTERNATIONALS

	Games	Starts	Minutes Played	Points	Tries	Ball Carries	Carry Metres	Line Breaks	Defenders Beaten	Passes	Offloads	Turnover Con	Successful Tackles	Missed Tackles	Dominant Tackles	Penalties Conceded	Kicks	Kicking Metres	Lineout Takes	Lineout Steals
T. Allan	3	1	153	18	1	20	143	2	4	16	1	0	4	3	0	1	7	271	0	0
J. Brex	9	9	709	5	1	71	442	2	5	108	4	4	70	26	2	2	9	234	0	0
M. Canali	1	0	0	0	0	0	0	0	0	0	0	0	0	0	0	0	0	0	0	0
N. Cannone	9	8	632	0	0	42	145	0	1	15	0	2	115	10	12	5	1	25	8	0
L. Cannone	7	5	365	0	0	36	240	1	5	10	0	4	82	4	10	4	0	0	3	0
A. Capuozzo	6	6	407	10	2	48	515	6	18	28	3	5	21	7	3	0	21	645	0	0
P. Ceccarelli	2	2	87	0	0	3	11	0	0	1	0	0	18	1	0	2	0	0	1	0
R. Favretto	2	1	54	0	0	4	11	0	0	4	0	3	16	0	1	1	0	0	2	0
S. Ferrari	7	3	267	0	0	9	27	0	0	4	0	0	47	12	1	1	0	0	0	0
D. Fischetti	9	8	487	0	0	29	144	2	9	14	2	2	80	11	9	5	0	0	1	0
M. Gallagher	1	1	80	0	0	8	66	0	4	8	0	0	1	0	0	0	4	124	0	0
P. Garbisi	9	9	693	61	1	68	417	1	10	188	3	10	86	15	5	3	75	2,319	2	0
A. Garbisi	4	1	113	15	3	9	47	1	2	84	0	2	8	4	0	1	12	264	0	0
E. Iachizzi	2	1	89	0	0	9	34	0	0	7	0	1	8	1	0	0	0	0	9	0
M. Ioane	8	8	635	20	4	86	723	8	31	49	12	9	37	22	6	2	3	77	0	0
A. Izekor	3	2	160	0	0	6	24	0	1	4	0	1	29	3	2	1	0	0	5	0
M. Lamaro	9	9	687	5	1	63	268	0	2	55	5	7	155	24	13	6	2	73	0	3
D. Lamb	1	0	36	0	0	1	7	0	0	4	0	0	6	0	1	0	0	0	4	0
G. Lucchesi	9	4	352	0	0	29	91	0	1	13	0	5	85	8	5	9	0	0	0	0
L. Lynagh	5	5	355	10	2	26	253	6	8	20	5	4	23	7	4	3	6	226	0	0
L. Marin	6	0	49	2	0	8	29	0	1	9	1	1	8	1	1	0	4	89	0	0
T. Menoncello	9	9	705	0	0	61	576	5	27	31	5	14	88	24	17	6	5	39	0	0
F. Mori	4	1	108	0	0	8	87	2	0	3	0	1	17	1	1	0	0	0	0	0
S. Negri	4	4	245	0	0	43	178	1	2	12	0	1	51	2	5	1	0	0	4	0
G. Nicotera	8	5	352	5	1	28	124	0	2	22	1	2	61	13	9	3	0	0	0	0
M. Page-Rele	8	5	365	23	1	25	122	3	9	280	3	8	23	6	0	1	44	1,066	1	0
L. Pani	3	3	207	5	1	8	107	0	3	1	0	3	8	2	3	0	10	284	0	0
M. Riccioni	3	3	150	0	0	8	19	0	1	6	0	0	28	4	3	2	0	0	1	0
F. Ruzza	9	8	532	0	0	27	140	1	5	42	2	6	84	7	2	2	0	0	44	2
M. Spagnolo	9	1	233	0	0	20	87	0	4	4	0	0	51	4	4	3	0	0	0	0
J. Trulla	2	2	135	5	1	9	96	2	5	0	0	1	6	3	1	1	0	0	0	0
S. Varney	6	3	246	5	1	15	79	2	5	149	1	4	28	6	0	1	37	887	0	0
R. Vintcent	7	4	364	5	1	23	241	4	4	15	1	3	83	12	3	7	2	13	3	2
A. Zambonin	6	1	174	5	1	6	25	1	0	13	1	3	33	5	6	1	0	0	9	2
M. Zanon	2	0	46	0	0	6	70	1	4	2	0	0	10	0	1	0	1	16	0	0
L. Zarantonello	1	0	12	0	0	0	0	0	0	1	0	0	1	0	0	0	0	0	0	0
G. Zilocchi	6	1	217	0	0	13	40	0	2	5	0	1	41	12	2	6	0	0	2	0
M. Zuliani	8	2	249	0	0	16	82	0	2	8	2	6	55	3	2	5	0	0	3	0

PLAYER DATA - GEORGIA

2024 INTERNATIONALS

	Games	Starts	Minutes Played	Points	Tries	Ball Carries	Carry Metres	Line Breaks	Defenders Beaten	Passes	Offloads	Turnover Con	Successful Tackles	Missed Tackles	Dominant Tackles	Penalties Conceded	Kicks	Kicking Metres	Lineout Takes	Lineout Steals
T. Abzhandadze	8	1	208	8	0	17	134	2	4	58	0	1	26	3	1	1	16	494	0	0
G. Akhaladze	7	7	374	0	0	28	120	0	4	4	1	0	35	0	7	6	0	0	0	0
M. Alania	7	3	254	10	2	13	91	2	5	182	0	5	25	2	4	1	17	385	0	0
G. Aprasidze	1	0	29	0	0	2	4	0	0	21	0	2	1	0	0	0	3	67	0	0
I. Aptsiauri	8	6	396	0	0	24	104	0	1	6	0	0	39	1	5	7	1	5	1	0
M. Babunashvili	8	6	518	15	3	29	145	1	7	27	0	4	48	3	2	6	0	0	34	0
L. Chachanidze	4	2	153	0	0	2	12	0	0	6	0	0	17	3	1	0	0	0	6	0
N. Cheishvili	2	2	100	0	0	4	4	0	0	4	0	1	10	0	1	0	0	0	4	1
G. Dzmanashvili	1	0	17	0	0	1	2	0	0	0	0	0	0	0	0	0	0	0	0	0
B. Gigashvili	3	1	96	0	0	7	28	0	4	4	0	1	9	3	2	2	0	0	0	0
O. Giorgadze	1	0	17	0	0	0	0	0	0	1	0	0	1	0	0	0	0	0	0	0
L. Goginava	2	0	47	0	0	9	30	0	2	2	0	0	9	0	1	2	0	0	0	0
B. Gorgadze	5	5	328	5	1	42	237	0	8	28	0	8	32	1	4	1	1	0	1	0
I. Iashagashvili	1	0	9	0	0	1	0	0	0	0	0	0	3	0	0	0	0	0	0	0
L. Ivanishvili	6	2	241	5	1	19	92	0	2	14	0	3	38	3	3	6	0	0	3	0
L. Jaiani	1	0	20	0	0	2	5	0	0	3	0	0	4	0	0	0	0	0	4	0
T. Jalagonia	7	5	421	0	0	60	307	1	9	28	2	2	75	6	10	0	1	53	19	0
G. Javakhia	6	6	423	5	1	52	206	0	10	17	3	7	41	1	2	6	0	0	16	0
T. Kakhoidze	2	1	103	0	0	10	77	1	3	4	0	0	9	2	0	2	0	0	0	0
V. Karkadze	8	8	501	10	2	54	236	1	9	27	5	5	61	6	6	10	1	17	0	0
G. Kartvelishvili	1	0	22	0	0	0	0	0	0	1	0	0	2	1	1	1	0	0	0	0
G. Kerdikoshvili	2	0	44	0	0	4	13	0	0	2	0	0	2	1	0	1	0	0	1	0
D. Khuroshvili	1	0	9	0	0	0	0	0	0	10	0	0	3	0	1	0	2	85	0	0
A. Kuntelia	4	1	124	0	0	10	33	0	0	1	0	0	18	3	1	2	0	0	0	0
G. Kveseladze	8	8	601	15	3	69	479	5	14	72	9	7	46	15	5	3	14	390	1	0
V. Lobzhanidze	5	3	241	0	0	12	71	0	2	167	1	4	17	9	0	1	33	836	0	0
G. Mamaiaashvili	6	1	200	0	0	10	41	0	0	4	0	0	36	1	4	1	0	0	0	0
L. Matkava	8	8	578	61	0	44	327	1	20	117	4	10	33	6	0	3	32	1,170	1	0
M. Modebadze	4	4	297	10	2	37	266	0	4	31	1	4	7	0	4	1	10	348	1	0
D. Niniashvili	5	5	390	9	1	67	560	2	29	61	10	5	18	2	3	3	15	459	3	0
L. Nioradze	6	0	119	0	0	9	28	0	0	2	0	2	17	2	1	0	0	0	0	0
T. Peranidze	2	2	106	5	1	11	37	0	4	93	1	1	4	0	0	0	15	336	0	0
L. Petriashvili	2	0	39	0	0	2	10	0	0	0	0	0	9	1	0	0	0	0	0	0
B. Saghinadze	3	2	189	0	0	31	126	0	3	12	0	1	30	0	6	0	0	0	8	1
M. Sharikadze	5	5	376	5	1	54	428	4	20	34	3	1	33	2	2	2	2	37	1	0
B. Shvangiradze	2	0	41	0	0	1	7	0	0	3	0	0	11	0	1	0	0	0	0	0
I. Spanderashvili	6	6	403	10	2	34	232	3	8	14	0	4	26	5	4	5	0	0	6	2
A. Tabutsadze	8	8	625	45	9	47	540	6	16	10	3	9	25	7	3	2	10	183	1	0
D. Tapladze	7	3	262	10	2	22	198	3	4	11	1	1	26	5	3	3	2	7	0	0
S. Todua	5	4	312	0	0	17	153	0	2	7	1	2	13	1	1	0	0	0	0	0
L. Tsirekidze	1	1	57	0	0	5	36	0	0	3	1	2	1	0	1	0	3	63	0	0
G. Tsutskiridze	4	4	222	0	0	11	62	1	0	9	0	2	38	6	3	0	0	0	2	0

PLAYER RANKINGS

2024 INTERNATIONALS

PLAYER RANKINGS - POINTS

2024 INTERNATIONALS

POINTS

		Games	Points	Minutes	Pens	Conv	Drop Goals	Tries	
1	D. McKenzie	New Zealand	12	131	809	22	30	0	1
2	T. Alborno	Argentina	10	83	531	6	25	0	3
3	J. Crowley	Ireland	8	79	596	14	16	0	1
4	S. Lee	Japan	7	76	461	8	21	0	2
5	T. Ramos	France	6	75	480	13	18	0	0
6	F. Russell	Scotland	6	70	480	16	11	0	0
7	H. Pollard	South Africa	9	69	414	15	12	0	0
7	N. Lolesio	Australia	9	69	582	15	12	0	0
9	C. Muntz	Fiji	7	67	499	10	16	0	1
10	M. Smith	England	7	64	428	9	12	1	2

GOAL KICKING (MADE)

		Games	Minutes	Goals	Misses	Pens	Pens Missed	Conv	Conv Missed	Goal Kicking ..	
1	D. McKenzie	New Zealand	12	809	52	16	22	6	30	10	76.5%
2	T. Ramos	France	6	480	31	5	13	2	18	3	86.1%
2	T. Alborno	Argentina	10	531	31	11	6	2	25	9	73.8%
4	J. Crowley	Ireland	8	596	30	10	14	3	16	7	75.0%
5	S. Lee	Japan	7	461	29	1	8	1	21	0	96.7%
6	H. Pollard	South Africa	9	414	27	6	15	3	12	3	81.8%
6	F. Russell	Scotland	6	480	27	1	16	0	11	1	96.4%
6	N. Lolesio	Australia	9	582	27	7	15	3	12	4	79.4%
9	C. Muntz	Fiji	7	499	26	7	10	0	16	7	78.8%
10	P. Garbisi	Italy	9	693	23	8	10	4	13	4	74.2%

GOAL KICKING (%)*

		Games	Kicks	Made	Available Points	Points Scored	Expected Points	Pts Gained	Goal Kicking %	
1	Leo Berdeu	France	1	7	7	19	19	14.1	4.9	100.0%
2	Seungsin Lee	Japan	6	30	29	69	60.9	5.1	96.7%	
3	Finn Russell	Scotland	6	28	27	72	61.3	8.7	96.4%	
4	Ben Donaldson	Australia	5	14	13	32	26.2	3.8	92.9%	
5	Santiago Carreras	Argentina	6	20	18	49	41.9	3.1	90.0%	
6	Thomas Ramos	France	6	36	31	87	68.0	7.0	86.1%	
7	Martin Page-Relo	Italy	5	7	6	21	5.1	12.9	85.7%	
7	Ioan Lloyd	Wales	3	7	6	14	10.4	1.6	85.7%	
7	Ben Thomas	Wales	2	7	6	18	12.9	2.1	85.7%	
7	Beauden Barrett	New Zealand	2	7	6	14	10.2	1.8	85.7%	

*Minimum 5 Kicks at Goal



ITALY



GEORGIA

PLAYER RANKINGS - TRIES

2024 INTERNATIONALS

TRIES

		Games	Minutes Played	Tries	Tries / 80	
1	D. van der Merwe	Scotland	9	718	8	0.9
2	C. Clarke	New Zealand	7	501	7	1.1
3	M. Mapimpi	South Africa	5	390	6	1.2
3	D. Riley	Japan	8	640	6	0.8
3	M. Tele'a	New Zealand	9	566	6	0.8
3	W. Jordan	New Zealand	8	556	6	0.9
7	D. Sheehan	Ireland	6	330	5	1.2
7	M. Carreras	Argentina	9	690	5	0.6
7	I. Feyi-Waboso	England	9	426	5	0.9
10	M. Ioane	Italy	8	635	4	0.5
10	J. Lowe	Ireland	8	640	4	0.5
10	M. Marx	South Africa	10	398	4	0.8
10	A. Savea	New Zealand	11	855	4	0.4
10	J. Mallia	Argentina	7	524	4	0.6

TRY ASSISTS

		Games	Minutes Played	Try Assists	Try Assists / 80	
1	B. Barrett	New Zealand	9	537	7	1.0
1	M. Smith	England	7	428	7	1.3
3	D. McKenzie	New Zealand	12	809	5	0.5
3	H. Jones	Scotland	9	705	5	0.6
3	S. Lee	Japan	7	461	5	0.9
6	J. Gibson-Park	Ireland	6	373	4	0.9
6	A. Hastings	Scotland	4	194	4	1.6
6	A. Mitchell	England	7	451	4	0.7
6	T. Alborno	Argentina	10	531	4	0.6
6	F. Lomani	Fiji	8	492	4	0.7
6	S. Chocobares	Argentina	8	546	4	0.6
6	S. Fujiwara	Japan	8	412	4	0.8
6	P. Garbisi	Italy	9	693	4	0.5
6	J. Dobie	Scotland	6	243	4	1.3

TRY INVOLVEMENTS

		Games	Minutes Played	Try Involvements	% of Team Total	
1	D. Riley	Japan	8	640	9	16.1%
1	M. Smith	England	7	428	9	16.4%
3	B. Barrett	New Zealand	9	537	8	9.4%
3	D. van der Merwe	Scotland	9	718	8	9.4%
3	H. Jones	Scotland	9	705	8	9.4%
3	M. Mapimpi	South Africa	5	390	8	11.4%
3	M. Tele'a	New Zealand	9	566	8	9.4%
3	W. Jordan	New Zealand	8	556	8	9.4%
9	C. Clarke	New Zealand	7	501	7	8.2%
9	T. Alborno	Argentina	10	531	7	9.1%
9	J. Dobie	Scotland	6	243	7	10.9%
9	S. Lee	Japan	7	461	7	12.5%
9	K. Salawa	Fiji	8	541	7	14.0%



PLAYER RANKINGS - CARRIES

2024 INTERNATIONALS

CARRIES

		Games	Total	
1	B. Earl	England	10	160
2	A. Savea	New Zealand	11	140
3	H. Wilson	Australia	8	103
4	R. Valetini	Australia	10	101
5	D. McKenzie	New Zealand	12	100
6	W. Sittiti	New Zealand	8	96
7	J. Barrett	New Zealand	10	95
8	C. Doris	Ireland	8	94
9	A. Wainwright	Wales	8	93
10	P. du Toit	South Africa	9	90

		Minutes	Per 80*	
1	J. Wiese	South Africa	254	18.3
2	B. Earl	England	800	16.0
3	W. Sittiti	New Zealand	499	15.4
4	D. Lake	Wales	251	15.0
5	S. Negri	Italy	245	14.0
6	E. Louw	South Africa	310	13.9
7	H. Wilson	Australia	625	13.2
8	A. Savea	New Zealand	855	13.1
9	J. Dempsey	Scotland	469	13.0
10	T. Ikanivere	Fiji	512	12.5

METRES

		Games	Total	
1	D. Riley	Japan	8	901
2	B. Earl	England	10	856
3	A. Savea	New Zealand	11	786
4	W. Jordan	New Zealand	8	782
5	D. van der Merwe	Scotland	9	777
6	M. Tuitama	Japan	6	766
7	T. Wright	Australia	9	755
8	M. Carreras	Argentina	9	739
9	J. Barrett	New Zealand	10	723
10	M. loane	Italy	8	723

		Minutes	Per 80*	
1	M. Tuitama	Japan	440	139.3
2	I. Masi	Fiji	270	120.9
3	C. Clarke	New Zealand	501	115.2
4	J. Wiese	South Africa	254	113.7
5	Y. Yazaki	Japan	374	113.5
6	D. Riley	Japan	640	112.7
7	K. Rowe	Scotland	427	112.5
8	W. Jordan	New Zealand	556	112.5
9	V. Karawalevu	Fiji	479	109.9
10	T. Albornoz	Argentina	531	107.0

DEFENDERS BEATEN

		Games	Total	
1	M. Tele'a	New Zealand	9	41
2	D. van der Merwe	Scotland	9	38
3	D. McKenzie	New Zealand	12	37
3	B. Earl	England	10	37
5	D. Riley	Japan	8	33
6	M. loane	Italy	8	31
7	H. Jones	Scotland	9	30
7	A. Savea	New Zealand	11	30
7	T. Wright	Australia	9	30
10	C. Kolbe	South Africa	7	29
10	M. Carreras	Argentina	9	29

		Minutes	Per 80*	
1	M. Tele'a	New Zealand	566	5.8
2	D. Penaud	France	400	5.4
3	M. Tuitama	Japan	440	4.5
4	K. Rowe	Scotland	427	4.5
5	S. Feinberg-Mngomezzi	South Africa	384	4.4
6	C. Clarke	New Zealand	501	4.3
7	M. Smith	England	428	4.3
8	D. van der Merwe	Scotland	718	4.2
9	B. Delguy	Argentina	344	4.2
10	C. Kolbe	South Africa	560	4.1

*Minimum 240 minutes played



PLAYER RANKINGS - PASSING

2024 INTERNATIONALS

PASSES

		Games	Total	
1	S. Fujiwara	Japan	8	513
2	F. Lomani	Fiji	8	468
3	J. Gordon	Australia	7	450
4	G. Bertranou	Argentina	9	419
5	T. Williams	Wales	6	391
6	J. Gibson-Park	Ireland	6	385
7	C. Ratima	New Zealand	10	373
8	T. Perenara	New Zealand	8	360
9	A. Mitchell	England	7	336
10	M. Page-Relo	Italy	8	280

		Minutes	Per 80*	
1	S. Fujiwara	Japan	412	99.6
2	J. Gordon	Australia	419	85.9
3	T. Williams	Wales	376	83.2
4	J. Gibson-Park	Ireland	373	82.6
5	C. Ratima	New Zealand	366	81.5
6	T. Perenara	New Zealand	358	80.4
7	F. Lomani	Fiji	492	76.1
8	G. Bertranou	Argentina	481	69.7
9	M. Page-Relo	Italy	365	61.4
10	B. White	Scotland	343	60.9

PASSING ACCURACY**

		Total	%	
1	C. Roigard	New Zealand	114	100.0%
2	G. Williams	South Africa	189	99.5%
3	K. Hardy	Wales	110	99.1%
4	B. Serin	France	101	99.0%
5	J. Dobie	Scotland	154	98.7%
6	S. Varney	Italy	149	98.7%
7	N. White	Australia	135	98.5%
8	E. Bevan	Wales	125	98.4%
9	C. Ratima	New Zealand	373	98.1%
10	J. Gordon	Australia	450	98.0%

BREAK ASSIST PASSES

		Games	Total	
1	D. McKenzie	New Zealand	12	19
2	S. Tuipulotu	Scotland	7	7
2	S. McDowall	Scotland	6	7
4	A. Fassi	South Africa	6	6
4	P. Garbisi	Italy	9	6
6	G. Ford	England	7	5
6	S. Kolisi	South Africa	7	5
6	S. Cordero	Argentina	4	5
6	F. Russell	Scotland	6	5
6	R. Henshaw	Ireland	7	5
6	T. Wright	Australia	9	5
6	R. Valetini	Australia	10	5
6	T. Alborno	Argentina	10	5
6	S. Chocobares	Argentina	8	5
6	J. Oviedo	Argentina	9	5

OFFLOADS

		Games	Total	
1	D. McKenzie	New Zealand	12	14
1	S. Reece	New Zealand	8	14
3	W. Sititi	New Zealand	8	13
4	M. Ioane	Italy	8	12
4	J. Lowe	Ireland	8	12
4	M. Tele'a	New Zealand	9	12
7	H. Jones	Scotland	9	11
7	R. Snyman	South Africa	4	11
7	D. Penaud	France	5	11
10	J. Mallia	Argentina	7	10
10	W. Jordan	New Zealand	8	10
10	J. Oviedo	Argentina	9	10

		Minutes	Per 80*	
1	D. Penaud	France	400	2.2
2	S. Reece	New Zealand	536	2.1
3	W. Sititi	New Zealand	499	2.1
4	B. Dixon	South Africa	271	1.8
5	M. Tele'a	New Zealand	566	1.7
6	S. Waqa	Japan	286	1.7
7	M. Tuitama	Japan	440	1.6
8	L. Barre	France	363	1.5
9	J. Mallia	Argentina	524	1.5
10	M. Ioane	Italy	635	1.5

*Minimum 240 minutes played **Minimum 100 Passes

■ ITALY

■ GEORGIA

PLAYER RANKINGS - KICKS

2024 INTERNATIONALS

KICKS IN PLAY

		Games	Total	
1	D. McKenzie	New Zealand	12	105
2	F. Russell	Scotland	6	89
3	A. Mitchell	England	7	79
4	P. Garbisi	Italy	9	75
5	T. Alborno	Argentina	10	70
6	F. Lomani	Fiji	8	63
7	T. Williams	Wales	6	62
8	J. Crowley	Ireland	8	58
9	N. Lolesio	Australia	9	56
10	B. Barrett	New Zealand	9	55

		Minutes	Per 80*	
1	F. Russell	Scotland	480	14.8
2	A. Mitchell	England	451	14.0
3	T. Williams	Wales	376	13.2
4	B. White	Scotland	343	12.6
5	S. Varney	Italy	246	12.0
6	T. Alborno	Argentina	531	10.5
7	S. Feinberg-Mngomez	South Africa	384	10.4
8	D. McKenzie	New Zealand	809	10.4
9	F. Lomani	Fiji	492	10.2
10	G. Williams	South Africa	251	10.2

KICKING METRES

		Games	Total	
1	D. McKenzie	New Zealand	12	3,170
2	F. Russell	Scotland	6	3,080
3	T. Alborno	Argentina	10	2,576
4	P. Garbisi	Italy	9	2,319
5	J. Lowe	Ireland	8	2,179
6	A. Mitchell	England	7	2,163
7	S. Carreras	Argentina	9	1,956
8	S. Lee	Japan	7	1,889
9	F. Lomani	Fiji	8	1,759
10	T. Williams	Wales	6	1,703

		Minutes	Per 80*	
1	F. Russell	Scotland	480	513.3
2	T. Alborno	Argentina	531	388.1
3	A. Mitchell	England	451	383.6
4	T. Williams	Wales	376	362.3
5	S. Lee	Japan	461	327.8
6	B. White	Scotland	343	324.7
7	D. McKenzie	New Zealand	809	313.5
8	S. Carreras	Argentina	505	309.8
9	S. Feinberg-Mngomez	South Africa	384	309.4
10	S. Varney	Italy	246	288.6

METRES / KICKS IN PLAY**

		Games	Avg*	
1	Blair Kinghorn	Scotland	4	42.2
2	Hugo Keenan	Ireland	4	41.9
3	Leo Barre	France	5	40.4
4	James Lowe	Ireland	8	40.3
5	Cameron Winnett	Wales	8	39.3
6	Juan Cruz Mallia	Argentina	7	38.2
7	Santiago Carreras	Argentina	9	36.9
8	Tomas Alborno	Argentina	10	36.8
9	Jordie Barrett	New Zealand	10	36.1
10	Seungsin Lee	Japan	7	35.0

*Minimum 240 minutes played **Minimum 2 Kicks / 80min



ITALY



GEORGIA

PLAYER RANKINGS - LINEOUTS

2024 INTERNATIONALS

LINEOUTS WON (INC. STEALS)

		Games	Total	
1	W. Dearn	Japan	9	49
2	F. Ruzza	Italy	9	46
3	M. Itoje	England	10	41
4	E. Etzebeth	South Africa	10	38
5	R. Nortje	South Africa	5	34
5	J. Gonzalez	Argentina	7	34
7	A. Beard	Wales	6	32
8	N. Frost	Australia	7	31
9	S. Cummings	Scotland	8	29
9	L. Salakaia-Loto	Australia	8	29
9	D. Jenkins	Wales	7	29

		Minutes	Per 80*	
1	R. Nortje	South Africa	369	7.4
2	F. Ruzza	Italy	532	6.9
3	A. Beard	Wales	399	6.4
4	L. Salakaia-Loto	Australia	387	6.0
5	J. Gonzalez	Argentina	471	5.8
6	W. Dearn	Japan	695	5.6
7	N. Frost	Australia	476	5.2
8	F. Molina	Argentina	421	5.1
9	O. Chessum	England	331	5.1
10	E. Etzebeth	South Africa	623	4.9

LINEOUT STEALS

		Games	Total	
1	W. Dearn	Japan	9	8
2	M. Derenalagi	Fiji	7	6
3	L. Salakaia-Loto	Australia	8	5
3	T. Vaa'i	New Zealand	11	5
5	M. Itoje	England	10	4
5	E. Etzebeth	South Africa	10	4
5	P. du Toit	South Africa	9	4
5	S. Cummings	Scotland	8	4
5	N. Frost	Australia	7	4
5	J. Moro	Argentina	1	4

		Minutes	Per 80*	
1	L. Salakaia-Loto	Australia	387	1.0
2	M. Derenalagi	Fiji	475	1.0
3	W. Dearn	Japan	695	0.9
4	P. Tuipulotu	New Zealand	276	0.9
5	O. Chessum	England	331	0.7
6	E. Ashman	Scotland	334	0.7
7	N. Frost	Australia	476	0.7
8	J. Ryan	Ireland	252	0.6
9	T. Vaa'i	New Zealand	642	0.6
10	S. Cummings	Scotland	542	0.6

LINEOUT THROWS WON

		Games	Total	
1	J. George	England	10	94
2	C. Taylor	New Zealand	9	81
3	M. Harada	Japan	9	71
4	J. Montoya	Argentina	8	67
5	T. Ikanivere	Fiji	8	66
6	B. Mbonambi	South Africa	8	61
7	M. Faessler	Australia	8	58
8	G. Nicotera	Italy	8	57
9	M. Marx	South Africa	10	55
9	A. Aumua	New Zealand	12	55

LINEOUT SUCCESS RATE**

		Games	Total*	
1	E. Dee	Wales	5	96.2%
2	I. Ruiz	Argentina	9	92.5%
3	J. George	England	10	91.3%
4	M. Harada	Japan	9	89.9%
5	D. Lake	Wales	4	89.8%
6	B. Mbonambi	South Africa	8	89.7%
7	P. Mauvaka	France	6	89.1%
8	D. Sheehan	Ireland	6	88.7%
9	J. Montoya	Argentina	8	88.2%
10	M. Faessler	Australia	8	87.9%

*Minimum 240 minutes played **Minimum 2 lineout throws / 80



ITALY



GEORGIA

PLAYER RANKINGS - TACKLES & TURNOVERS

2024 INTERNATIONALS

SUCCESSFUL TACKLES

			Games	Total
1	M. Lamaro	Italy	9	155
2	B. Earl	England	10	136
3	R. Darge	Scotland	9	132
4	T. Reffell	Wales	8	123
5	M. Itoje	England	10	120
6	A. Savea	New Zealand	11	117
7	N. Cannone	Italy	9	115
7	D. Jenkins	Wales	7	115
9	H. Wilson	Australia	8	109
10	S. Barrett	New Zealand	9	107

			Minutes	Per 80*
1	G. Lucchesi	Italy	352	19.3
2	C. Tizzano	Australia	307	19.3
3	R. Vintcent	Italy	364	18.2
4	C. Cunningham-South	England	386	18.2
5	J. Ryan	Ireland	252	18.1
6	M. Lamaro	Italy	687	18.0
7	L. Cannone	Italy	365	18.0
8	M. Zuliani	Italy	249	17.7
9	R. Darge	Scotland	600	17.6
10	D. Jenkins	Wales	530	17.4

DOMINANT TACKLES

			Games	Total
1	R. Darge	Scotland	9	17
1	T. Menoncello	Italy	9	17
3	P. Schoeman	Scotland	10	15
4	M. Lamaro	Italy	9	13
5	N. Cannone	Italy	9	12
5	T. Freeman	England	10	12
7	M. Kremer	Argentina	8	11
7	W. Dearn	Japan	9	11
9	M. Itoje	England	10	10
9	S. Cummings	Scotland	8	10

TACKLE SUCCESS RATE**

			Minutes	%*
1	G. Gilchrist	Scotland	451	100.0%
2	E. Dee	Wales	298	97.9%
3	S. Negri	Italy	245	94.4%
4	E. Bello	Argentina	256	93.8%
5	J. Dempsey	Scotland	469	93.5%
6	M. Leitch	Japan	240	92.9%
7	L. Cannone	Italy	365	92.1%
8	P. Schoeman	Scotland	517	92.0%
9	Z. Fagerson	Scotland	466	91.9%
10	R. Darge	Scotland	600	91.7%

BREAKDOWN STEALS

			Games	Total
1	W. Dearn	Japan	9	12
2	M. Derenalagi	Fiji	7	10
2	T. Vaa'i	New Zealand	11	10
4	M. Itoje	England	10	9
4	T. Reffell	Wales	8	9
6	S. Barrett	New Zealand	9	7
6	A. Savea	New Zealand	11	7
6	T. Beirne	Ireland	7	7
6	G. Lucchesi	Italy	9	7
10	P. Tuipulotu	New Zealand	6	6
10	P. du Toit	South Africa	9	6
10	S. Underhill	England	8	6
10	F. McReight	Australia	6	6
10	N. Frost	Australia	7	6

			Minutes	Per 80*
1	P. Tuipulotu	New Zealand	276	1.7
2	M. Derenalagi	Fiji	475	1.7
3	G. Lucchesi	Italy	352	1.6
4	W. Dearn	Japan	695	1.4
5	M. Zuliani	Italy	249	1.3
6	T. Reffell	Wales	571	1.3
7	T. Vaa'i	New Zealand	642	1.2
8	C. Ratima	New Zealand	366	1.1
9	E. Blackadder	New Zealand	309	1.0
10	L. Salakaia-Loto	Australia	387	1.0

*Minimum 240 minutes played **Minimum 5 tackles / 80

 **ITALY**

 **GEORGIA**

PLAYER RANKINGS - DISCIPLINE

2024 INTERNATIONALS

PENS CONCEDED

		Games	Total
1	J. Slipper	Australia	7
1	S. Cane	New Zealand	7
1	D. van der Merwe	Scotland	7
1	K. Smith	South Africa	7
1	T. Tupou	Australia	7
1	J. Barrett	New Zealand	7
1	H. Wilson	Australia	7
1	S. Tawake	Fiji	7
1	J. Gonzalez	Argentina	7
1	H. Hetet	Fiji	7
1	G. Brown	Scotland	7
1	S. Takeuchi	Japan	7
1	R. Vintcent	Italy	7
1	W. Sittiti	New Zealand	7

		Minutes	Per 80*
1	J. Sclavi	Argentina	321
2	H. Hetet	Fiji	261
3	G. Lucchesi	Italy	352
4	A. Porter	Ireland	513
5	J. Ryan	Ireland	252
6	T. Tupou	Australia	300
7	Z. Fagerson	Scotland	466
8	S. Waqa	Japan	286
9	I. Ruiz	Argentina	291
10	M. Zuliani	Italy	249

CARDS

		Games	Yellows
1	K. Arendse	South Africa	3
2	A. Kellaway	Australia	10
2	P. O'Mahony	Ireland	2
2	A. Lienert-Brown	New Zealand	12
2	C. Clarke	New Zealand	7
2	A. Fassi	South Africa	6
2	E. Ashman	Scotland	9
8	E. Daly	England	5
8	U. Atonio	France	5
8	W. Le Roux	South Africa	5
8	O. Tu'ungafasi	New Zealand	9
8	J. Wiese	South Africa	5
8	D. van der Merwe	Scotland	9
8	M. Marx	South Africa	10
8	J. Kriel	South Africa	9

		Games	Reds
1	P. Matera	Argentina	9
1	J. Danty	France	3
1	A. Esterhuizen	South Africa	3
1	P. Willemse	France	1
1	C. Ewels	England	1
1	A. Cocagi	Fiji	1
1	S. Cummings	Scotland	8
1	F. Daugunu	Australia	4
1	S. Radradra	Fiji	2
1	K. Shimokawa	Japan	7

*Minimum 240 minutes played



ITALY



GEORGIA

PLAYER COMPARISON
2024 INTERNATIONALS
ITALY & GEORGIA

PLAYER COMPARISON - POINTS

2024 INTERNATIONALS

POINTS							
ITALY			GEORGIA				
		Games	Total				
1	P. Garbisi	9	61	1	L. Matkava	8	61
2	M. Page-Relo	8	23	2	A. Tabutsadze	8	45
3	M. Ioane	8	20	3	M. Babunashvili	8	15
4	T. Allan	3	18	3	G. Kveseladze	8	15
5	A. Garbisi	4	15	5	I. Spanderashvili	6	10
				5	M. Modebadze	4	10
				5	D. Tapladze	7	10
				5	M. Alania	7	10
				5	V. Karkadze	8	10

TRIES							
ITALY			GEORGIA				
		Games	Total				
1	M. Ioane	8	4	1	A. Tabutsadze	8	9
2	A. Garbisi	4	3	2	M. Babunashvili	8	3
3	A. Capuozzo	6	2	2	G. Kveseladze	8	3
3	L. Lynagh	5	2	4	I. Spanderashvili	6	2
5	T. Allan	3	1	4	M. Modebadze	4	2
5	J. Brex	9	1	4	D. Tapladze	7	2
5	M. Lamaro	9	1	4	M. Alania	7	2
5	P. Garbisi	9	1	4	V. Karkadze	8	2
5	J. Trulla	2	1				
5	A. Zambonin	6	1				
5	S. Varney	6	1				
5	M. Page-Relo	8	1				
5	G. Nicotera	8	1				
5	L. Pani	3	1				
5	R. Vintcent	7	1				

GOAL KICKING*									
ITALY			GEORGIA						
		Made	Missed	%					
1	M. Page-Relo	6	1	85.7%	1	T. Abzhandadze	4	1	80.0%
2	P. Garbisi	23	8	74.2%	2	L. Matkava	25	11	69.4%
3	T. Allan	5	2	71.4%					

*Minimum 5 Kicks at Goal

PLAYER COMPARISON - CARRIES

2024 INTERNATIONALS

CARRIES							
ITALY			GEORGIA				
		Games	Total				
				Games	Total		
1	M. Ioane	8	86	1	G. Kveseladze	8	69
2	J. Brex	9	71	2	D. Niniashvili	5	67
3	P. Garbisi	9	68	3	T. Jalagonia	7	60
4	M. Lamaro	9	63	4	M. Sharikadze	5	54
5	T. Menoncello	9	61	4	V. Karkadze	8	54

METRES							
ITALY			GEORGIA				
		Games	Total				
				Games	Total		
1	M. Ioane	8	722.5	1	D. Niniashvili	5	559.6
2	T. Menoncello	9	575.6	2	A. Tabutsadze	8	540.1
3	A. Capuozzo	6	514.7	3	G. Kveseladze	8	478.6
4	J. Brex	9	442.2	4	M. Sharikadze	5	427.6
5	P. Garbisi	9	416.7	5	L. Matkava	8	327.0

DEFENDERS BEATEN							
ITALY			GEORGIA				
		Games	Total				
				Games	Total		
1	M. Ioane	8	31	1	D. Niniashvili	5	29
2	T. Menoncello	9	27	2	M. Sharikadze	5	20
3	A. Capuozzo	6	18	2	L. Matkava	8	20
4	P. Garbisi	9	10	4	A. Tabutsadze	8	16
5	D. Fischetti	9	9	5	G. Kveseladze	8	14
5	M. Page-Relo	8	9				

PLAYER COMPARISON - PASSING

2024 INTERNATIONALS

PASSES							
ITALY			GEORGIA				
		Games	Total				
1	M. Page-Relo	8	280	1	M. Alania	7	182
2	P. Garbisi	9	188	2	V. Lobzhanidze	5	167
3	S. Varney	6	149	3	L. Matkava	8	117
4	J. Brex	9	108	4	T. Peranidze	2	93
5	A. Garbisi	4	84	5	G. Kveseladze	8	72

PASSING ACCURACY%**							
ITALY			GEORGIA				
		Games	Total				
1	S. Varney	6	98.7%	1	M. Alania	7	99.5%
2	P. Garbisi	9	93.1%	2	V. Lobzhanidze	5	95.8%
3	M. Page-Relo	8	92.9%	3	L. Matkava	8	94.0%
4	J. Brex	9	89.8%				

OFFLOADS							
ITALY			GEORGIA				
		Games	Total				
1	M. Ioane	8	12	1	D. Niniashvili	5	10
2	M. Lamaro	9	5	2	G. Kveseladze	8	9
2	L. Lynagh	5	5	3	V. Karkadze	8	5
2	T. Menoncello	9	5	4	L. Matkava	8	4
5	J. Brex	9	4	5	M. Sharikadze	5	3
				5	G. Javakhia	6	3
				5	A. Tabutsadze	8	3

PLAYER COMPARISON - KICKS

2024 INTERNATIONALS

KICKS IN PLAY							
ITALY			GEORGIA				
		Games	Total				
1	P. Garbisi	9	75	1	V. Lobzhanidze	5	33
2	M. Page-Relo	8	44	2	L. Matkava	8	32
3	S. Varney	6	37	3	M. Alania	7	17
4	A. Capuozzo	6	21	4	T. Abzhandadze	8	16
5	A. Garbisi	4	12	5	D. Niniashvili	5	15
				5	T. Peranidze	2	15

KICKING METRES							
ITALY			GEORGIA				
		Games	Total				
1	P. Garbisi	9	2,318.8	1	L. Matkava	8	1,170.1
2	M. Page-Relo	8	1,065.7	2	V. Lobzhanidze	5	835.6
3	S. Varney	6	887.3	3	T. Abzhandadze	8	494.3
4	A. Capuozzo	6	645.1	4	D. Niniashvili	5	458.9
5	L. Pani	3	283.9	5	G. Kveseladze	8	389.6

METRES / KICKS IN PLAY**							
ITALY			GEORGIA				
		Games	Avg*				
1	P. Garbisi	9	30.9	1	T. Jalagonia	7	52.6
2	A. Capuozzo	6	30.7	2	L. Matkava	8	36.6
3	M. Page-Relo	8	24.2	3	M. Modebadze	4	34.8
4	S. Varney	6	24.0	4	D. Niniashvili	5	30.6
				5	G. Kveseladze	8	27.8

*Minimum 240 minutes played **Minimum 2 Kicks / 80min

PLAYER COMPARISON - LINEOUTS

2024 INTERNATIONALS

LINEOUTS WON (INC. STEALS)

ITALY		
	Games	Total
1 F. Ruzza	9	46
2 A. Zambonin	6	11
3 E. Iachizzi	2	9
4 N. Cannone	9	8
5 A. Izekor	3	5
5 R. Vintcent	7	5

GEORGIA		
	Games	Total
1 M. Babunashvili	8	34
2 T. Jalagonia	7	19
3 G. Javakhia	6	16
4 B. Saghinadze	3	9
5 I. Spanderashvili	6	8

LINEOUT STEALS

ITALY		
	Games	Total
1 M. Lamaro	9	3
2 F. Ruzza	9	2
2 A. Zambonin	6	2
2 R. Vintcent	7	2

GEORGIA		
	Games	Total
1 I. Spanderashvili	6	2
2 N. Cheishvili	2	1
2 B. Saghinadze	3	1

LINEOUT THROWS WON

ITALY		
	Games	Total
1 G. Nicotera	8	57
2 G. Lucchesi	9	45
3 L. Zarantonello	1	2
3 A. Capuozzo	6	2
5 M. Lamaro	9	1
5 P. Garbisi	9	1
5 M. Zuliani	8	1

GEORGIA		
	Games	Total
1 V. Karkadze	8	80
2 L. Nioradze	6	21
3 L. Petriashvili	2	7
4 D. Niniashvili	5	3
4 L. Matkava	8	3

PLAYER COMPARISON - TACKLES

2024 INTERNATIONALS

SUCCESSFUL TACKLES							
ITALY			GEORGIA				
		Games	Total				
1	M. Lamaro	9	155	1	T. Jalagonia	7	75
2	N. Cannone	9	115	2	V. Karkadze	8	61
3	T. Menoncello	9	88	3	M. Babunashvili	8	48
4	P. Garbisi	9	86	4	G. Kveseladze	8	46
5	G. Lucchesi	9	85	5	G. Javakhia	6	41

DOMINANT TACKLES							
ITALY			GEORGIA				
		Games	Total				
1	T. Menoncello	9	17	1	T. Jalagonia	7	10
2	M. Lamaro	9	13	2	G. Akhaladze	7	7
3	N. Cannone	9	12	3	B. Saghinadze	3	6
4	L. Cannone	7	10	3	V. Karkadze	8	6
5	D. Fischetti	9	9	5	G. Kveseladze	8	5
5	G. Nicotera	8	9	5	I. Aptsiauri	8	5

BREAKDOWN STEALS							
ITALY			GEORGIA				
		Games	Total				
1	G. Lucchesi	9	7	1	L. Ivanishvili	6	6
2	M. Lamaro	9	5	2	I. Spanderashvili	6	4
3	M. Zuliani	8	4	3	M. Babunashvili	8	3
3	L. Cannone	7	4	3	V. Karkadze	8	3
5	D. Fischetti	9	3	5	M. Sharikadze	5	2
5	T. Menoncello	9	3	5	D. Tapladze	7	2
				5	I. Aptsiauri	8	2

PLAYER COMPARISON - DISCIPLINE

2024 INTERNATIONALS

PENS CONCEDED

ITALY		Games	Total
1	G. Lucchesi	9	9
2	R. Vintcent	7	7
3	G. Zilocchi	6	6
3	M. Lamaro	9	6
3	T. Menoncello	9	6

GEORGIA		Games	Total
1	V. Karkadze	8	10
2	I. Aptsiauri	8	7
3	G. Javakhia	6	6
3	M. Babunashvili	8	6
3	G. Akhaladze	7	6
3	L. Ivanishvili	6	6

YELLOW CARDS

ITALY		Games	Total
1	M. Lamaro	9	1
1	J. Trulla	2	1
1	G. Lucchesi	9	1
1	L. Cannone	7	1
1	T. Menoncello	9	1
1	R. Vintcent	7	1

GEORGIA		Games	Total
1	L. Ivanishvili	6	2
2	M. Sharikadze	5	1
2	G. Javakhia	6	1
2	G. Kveseladze	8	1
2	D. Tapladze	7	1
2	G. Kartvelishvili	1	1
2	D. Niniashvili	5	1
2	G. Akhaladze	7	1

RED CARDS

ITALY		Games	Total
-------	--	-------	-------

GEORGIA		Games	Total
---------	--	-------	-------