

Insights by **Sage**



# ***PREVIEW REPORT***

***IRELAND - NEW ZEALAND***

***2024 AUTUMN NATIONS SERIES***

***ROUND 1***

***08/11/2024***





## **IRELAND vs NEW ZEALAND**

2024 AUTUMN NATIONS SERIES



### **OPTA FACTS**

- Ireland have won five of their last nine men's Test matches against New Zealand, having gone winless across their first 28 Tests against the All Blacks (D1 L27); Ireland's five victories against the All Blacks have all come since the beginning of 2016 and they are the only nation to win at least half of their meetings with New Zealand in that period (56%, South Africa 2nd on 41%).
- Ireland have won their last two home games against New Zealand, with their last defeat against the All Blacks on Irish soil coming back in 2016, with Ireland failing to score a try (9-21), since then Ireland have scored at least one try in each of their 42 home games, averaging four tries per game.
- Ireland have won 25 of their 26 home games under Andy Farrell, including their last 19 in a row – their longest winning run on home soil; Ireland's last defeat at home came by just two points, against France in 2021 (13-15).
- New Zealand have lost just three of their last 14 away matches (W10 D1), winning the last three in a row – although, those three defeats all came away to nations ranked in the top four in the World Rugby rankings (twice v South Africa, once v France).
- New Zealand have beaten more defenders (30.9) and made more line breaks (9.0) per game than any other men's Tier 1 side in 2024, however, only Scotland (3.0) have conceded fewer line breaks per game than Ireland (4.0) this year.
- New Zealand scored the most points per 22 entry of any side in the 2024 Rugby Championship (3.0), however, Ireland conceded both the fewest 22 entries (30) and the fewest points per entry (1.7) of any team in this year's Guinness Men's Six Nations.
- Just four players have made 12+ offloads in men's Tier 1 Tests in 2024, all of whom could feature in this match: Ireland's James Lowe (12) and New Zealand trio Sevu Reece (14), Mark Tele'a (12) and Wallace Sititi (12).
- Ireland's Bundee Aki gained the most metres-in-contact of any player in the 2024 Guinness Men's Six Nations (144), with teammate James Lowe being the only other back to reach triple figures (102), while New Zealand's Ardie Savea was the only player to gain 100+ metres-in-contact in The Rugby Championship this year (121).
- Bundee Aki has scored a try in two of his previous six Tests for Ireland against New Zealand – the nation of his birth – however, he was on the losing side in both of those games, whereas he was on the winning side in the four games in which he didn't score.
- New Zealand's Beauden Barrett has directly assisted seven Test tries this year, the most of any player from a men's Tier 1 nation, while teammates Caleb Clarke (7) and Mark Tele'a (6) are two of just four players to have scored more than five tries this year (also Dylan Riley and Duhan van der Merwe) – Barrett has registered eight try involvements across his previous 11 Tests against Ireland (3 tries, 5 assists).

# MATCH SQUADS

2024 AUTUMN NATIONS SERIES

Ireland	#	New Zealand
Hugo Keenan	15	Will Jordan
Mack Hansen	14	Mark Tele'a
Garry Ringrose	13	Rieko Ioane
Bundee Aki	12	Jordie Barrett
James Lowe	11	Caleb Clarke
Jack Crowley	10	Damian McKenzie
Jamison Gibson-Park	9	Cortez Ratima
Andrew Porter	1	Tamaiti Williams
Ronan Kelleher	2	Asafo Aumua
Finlay Bealham	3	Tyrel Lomax
Joe McCarthy	4	Scott Barrett
James Ryan	5	Tupou Vaa'i
Tadhg Beirne	6	Wallace Sititi
Josh van der Flier	7	Sam Cane
Caelan Doris	8	Ardie Savea
Rob Herring	16	George Bell
Cian Healy	17	Ofa Tu'ungafasi
Tom O'Toole	18	Pasilio Tosi
Iain Henderson	19	Patrick Tuipulotu
Peter O'Mahony	20	Samipeni Finau
Conor Murray	21	Cam Roigard
Ciaran Frawley	22	Anton Lienert-Brown
Jamie Osborne	23	Stephen Perofeta



# IRELAND MATCH SQUAD DETAILS

2024 AUTUMN NATIONS SERIES

#	Player	Age	Height	Weight	Caps	Points	Tries
15	Hugo Keenan	28	185	91	39	60	12
14	Mack Hansen	26	188	89	21	45	9
13	Garry Ringrose	29	185	92	60	77	15
12	Bundee Aki	34	178	102	57	80	16
11	James Lowe	32	188	101	33	80	16
10	Jack Crowley	24	185	89	16	101	1
9	Jamison Gibson-Park	32	175	83	35	30	6
1	Andrew Porter	28	183	125	66	30	6
2	Ronan Kelleher	26	185	108	33	35	7
3	Finlay Bealham	33	188	119	42	15	3
4	Joe McCarthy	23	198	112	12	5	1
5	James Ryan	28	201	107	64	25	5
6	Tadhg Beirne	32	198	113	52	55	11
7	Josh van der Flier	31	183	105	64	50	10
8	Caelan Doris	26	193	106	43	30	6
16	Rob Herring	34	185	105	40	30	6
17	Cian Healy	37	185	110	131	60	12
18	Tom O'Toole	26	184	120	13	0	0
19	Iain Henderson	32	199	119	81	30	6
20	Peter O'Mahony	35	191	106	107	25	5
21	Conor Murray	35	188	93	118	115	18
22	Ciaran Frawley	26	188	92	6	13	1
23	Jamie Osborne	22	193	94	2	5	1

# NEW ZEALAND MATCH SQUAD DETAILS

2024 AUTUMN NATIONS SERIES

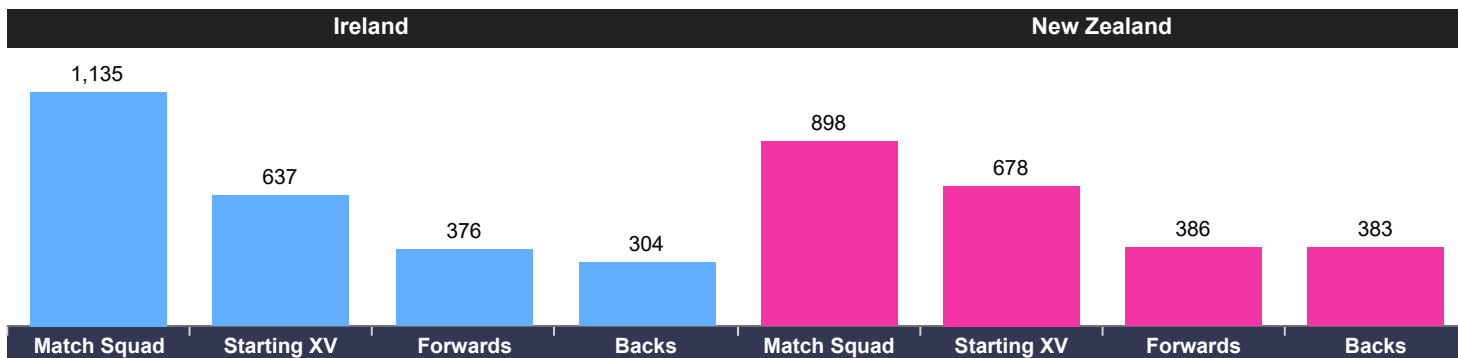


#	Player	Age	Height	Weight	Caps	Points	Tries
15	Will Jordan	26	188	94	38	180	36
14	Mark Tele'a	27	186	94	17	60	12
13	Rieko Ioane	27	189	103	78	185	37
12	Jordie Barrett	27	196	96	66	297	25
11	Caleb Clarke	25	184	107	26	60	13
10	Damian McKenzie	29	177	78	58	269	21
9	Cortez Ratima	23	179	87	9	0	1
1	Tamaiti Williams	24	196	140	16	15	3
2	Asafo Aumua	27	177	108	17	10	2
3	Tyrel Lomax	28	192	127	41	0	0
4	Scott Barrett	30	197	111	77	35	7
5	Tupou Vaa'i	24	198	118	35	15	3
6	Wallace Sititi	22	187	113	7	0	0
7	Sam Cane	32	189	108	102	85	17
8	Ardie Savea	31	190	99	91	135	28
16	George Bell	22	183	107	2	0	1
17	Ofa Tu'ungafasi	32	195	122	65	5	1
18	Pasilio Tosi	26	193	140	5	5	1
19	Patrick Tuipulotu	31	198	120	48	35	7
20	Samipeni Finau	25	193	115	6	10	2
21	Cam Roigard	23	183	88	7	25	5
22	Anton Lienert-Brown	29	185	96	81	75	15
23	Stephen Perofeta	27	181	85	6	0	0

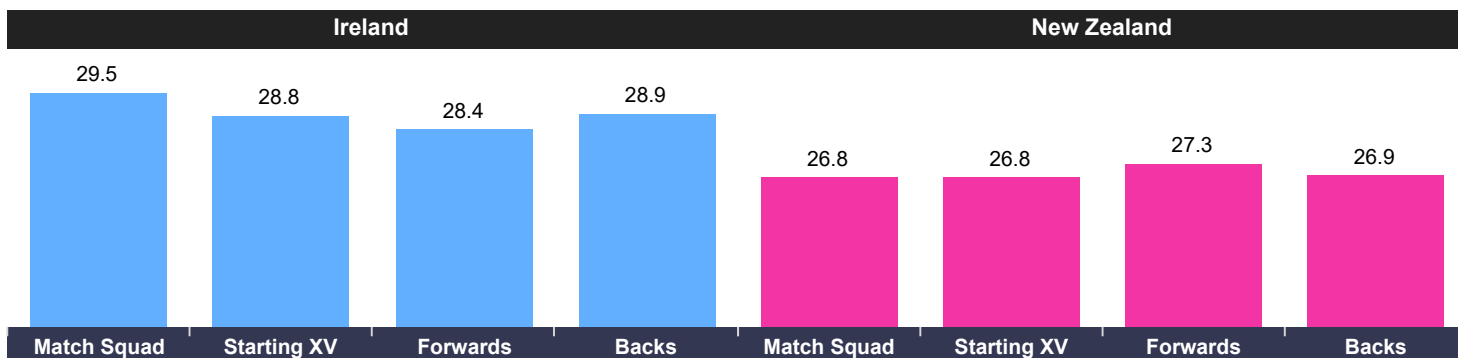
# MATCH SQUAD - SQUAD COMPARISON

2024 AUTUMN NATIONS SERIES

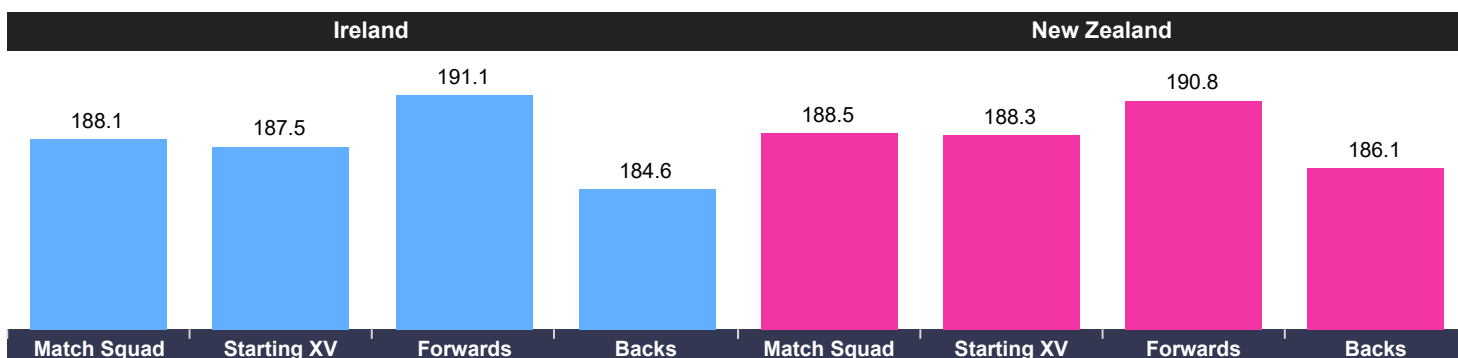
## CAPS - TOTAL



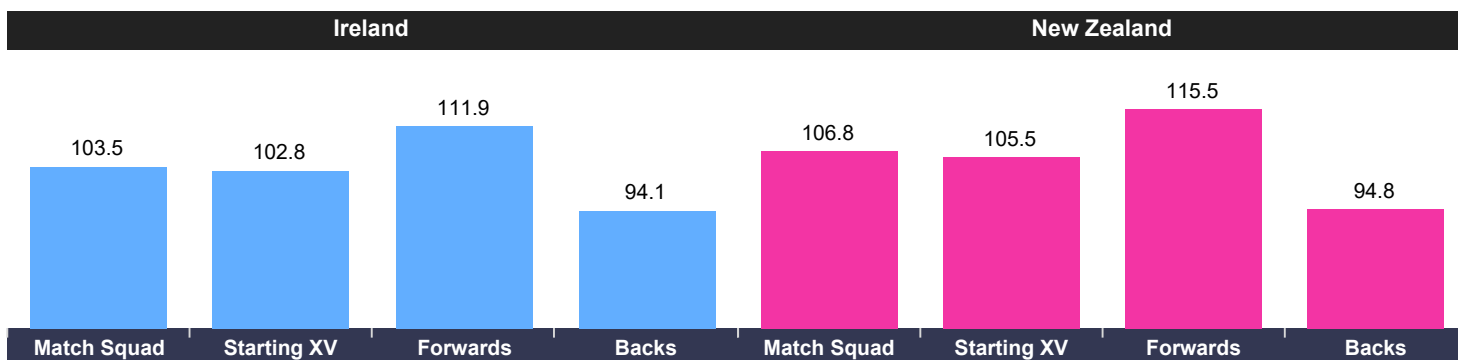
## AGE - AVERAGES



## HEIGHT - AVERAGES



## WEIGHT - AVERAGES



## LAST MATCH DETAILS

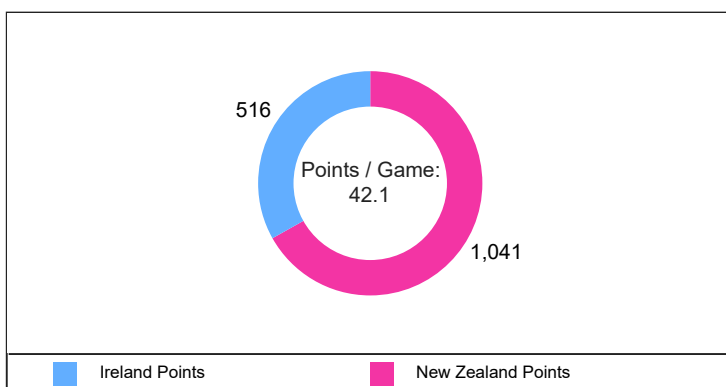
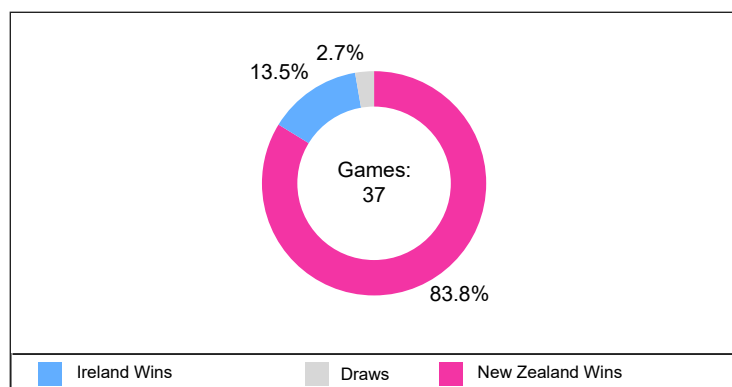
IRELAND		International v South Africa (13/07/2024) 24-25 (W)						
#	Player	Minutes	Points	Tries	Ball Carries	Kicks	Tackles	Cards
15	Jamie Osborne	80	0	0	17	3	4	0
14	Calvin Nash	62	0	0	6	0	9	0
13	Garry Ringrose	80	0	0	6	1	12	0
12	Robbie Henshaw	80	0	0	7	1	10	0
11	James Lowe	80	0	0	10	5	2	0
10	Jack Crowley	59	14	0	4	14	6	0
9	Conor Murray	59	5	1	5	6	7	0
1	Andrew Porter	57	0	0	7	0	11	0
2	Ronan Kelleher	65	0	0	10	1	11	0
3	Tadhg Furlong	44	0	0	2	0	5	0
4	Joe McCarthy	80	0	0	6	0	10	0
5	James Ryan	57	0	0	5	0	12	0
6	Tadhg Beirne	80	0	0	4	0	3	0
7	Josh van der Flier	57	0	0	4	0	19	0
8	Caelan Doris	70	0	0	14	0	6	1
16	Rob Herring	15	0	0	2	0	4	0
17	Cian Healy	23	0	0	2	0	0	0
18	Finlay Bealham	36	0	0	0	0	6	0
19	Ryan Baird	23	0	0	1	0	3	0
20	Peter O'Mahony	23	0	0	1	0	5	0
21	Caolin Blade	21	0	0	1	1	1	0
22	Ciaran Frawley	21	6	0	1	4	0	0
23	Stuart McCloskey	18	0	0	2	0	0	0
<b>Team Total</b>		-	<b>25</b>	<b>1</b>	<b>117</b>	<b>36</b>	<b>146</b>	<b>1</b>

NEW ZEALAND		Autumn Nations Series v England (02/11/2024) 22-24 (W)						
#	Player	Minutes	Points	Tries	Ball Carries	Kicks	Tackles	Cards
15	Will Jordan	80	5	1	14	2	3	0
14	Mark Tele'a	73	10	2	9	0	5	0
13	Rieko Ioane	69	0	0	7	0	6	0
12	Jordie Barrett	65	0	0	11	2	7	0
11	Caleb Clarke	80	0	0	8	1	8	0
10	Beauden Barrett	67	4	0	6	16	3	0
9	Cortez Ratima	60	0	0	2	5	6	0
1	Tamaiti Williams	63	0	0	1	0	8	0
2	Codie Taylor	5	0	0	1	0	2	0
3	Tyrel Lomax	63	0	0	7	0	4	0
4	Scott Barrett	80	0	0	7	0	16	0
5	Tupou Vaa'i	41	0	0	5	0	1	0
6	Wallace Sititi	80	0	0	16	0	9	0
7	Sam Cane	76	0	0	6	0	10	0
8	Ardie Savea	80	0	0	12	1	4	0
16	Asafo Aumua	75	0	0	12	0	12	0
17	Ofa Tu'ungafasi	17	0	0	3	0	0	0
18	Pasilio Tosi	17	0	0	2	0	3	0
19	Patrick Tuipulotu	39	0	0	9	0	6	0
20	Samipeni Finau	4	0	0	0	0	2	0
21	Cam Roigard	20	0	0	2	2	3	0
22	Anton Lienert-Brown	24	0	0	2	0	2	1
23	Damian McKenzie	20	5	0	1	1	0	0
<b>Team Total</b>		-	<b>24</b>	<b>3</b>	<b>143</b>	<b>30</b>	<b>120</b>	<b>1</b>

## HEAD TO HEAD

All Time

	Games	Ireland Wins	Draws	New Zealand Wins
Overall:	37	5	1	31
Ireland at Home:	18	2	1	15
New Zealand at Home:	15	2	0	13
Neutral Venue:	4	1	0	3



## LAST 10 MEETINGS

Year	Date	Team	Score	Opposition	Venue	Winner
2023	14/10/2023	Ireland	24-28	New Zealand	Stade de France	New Zealand
2022	16/07/2022	New Zealand	22-32	Ireland	Sky Stadium	Ireland
2022	09/07/2022	New Zealand	12-23	Ireland	Forsyth Barr Stadium	Ireland
2022	02/07/2022	New Zealand	42-19	Ireland	Eden Park	New Zealand
2021	13/11/2021	Ireland	29-20	New Zealand	Aviva Stadium	Ireland
2019	19/10/2019	Ireland	14-46	New Zealand	Tokyo	New Zealand
2018	17/11/2018	Ireland	16-9	New Zealand	Aviva Stadium	Ireland
2016	19/11/2016	Ireland	9-21	New Zealand	Aviva Stadium	New Zealand
2016	05/11/2016	Ireland	40-29	New Zealand	Chicago	Ireland
2013	24/11/2013	Ireland	22-24	New Zealand	Aviva Stadium	New Zealand

# RESULTS

Since 2023

IRELAND								
Date	Opponent	Comp	H/A	Result	F	A	TF	TA
04/02/2023	Wales	Six Nations	A	W	34	10	4	1
11/02/2023	France	Six Nations	H	W	32	19	4	1
25/02/2023	Italy	Six Nations	A	W	34	20	5	2
12/03/2023	Scotland	Six Nations	A	W	22	7	3	1
18/03/2023	England	Six Nations	H	W	29	16	4	1
05/08/2023	Italy	International	H	W	33	17	5	2
19/08/2023	England	International	H	W	29	10	5	1
26/08/2023	Samoa	International	H	W	17	13	3	1
09/09/2023	Romania	RWC	H	W	82	8	12	1
16/09/2023	Tonga	RWC	H	W	59	16	8	1
23/09/2023	South Africa	RWC	A	W	13	8	1	1
07/10/2023	Scotland	RWC	H	W	36	14	6	2
14/10/2023	New Zealand	RWC	H	L	24	28	3	3
02/02/2024	France	Six Nations	A	W	38	17	5	2
11/02/2024	Italy	Six Nations	H	W	36	0	6	0
24/02/2024	Wales	Six Nations	H	W	31	7	4	1
09/03/2024	England	Six Nations	A	L	22	23	2	3
16/03/2024	Scotland	Six Nations	H	W	17	13	2	1
06/07/2024	South Africa	International	A	L	20	27	3	3
13/07/2024	South Africa	International	A	W	25	24	1	0
<b>Average</b>					<b>26.8</b>	<b>15.1</b>	<b>3.6</b>	<b>1.4</b>

NEW ZEALAND								
Date	Opponent	Comp	H/A	Result	F	A	TF	TA
08/07/2023	Argentina	The Rugby Championship	A	W	41	12	7	2
15/07/2023	South Africa	The Rugby Championship	H	W	35	20	4	3
29/07/2023	Australia	The Rugby Championship	A	W	38	7	6	1
05/08/2023	Australia	International	H	W	23	20	2	2
25/08/2023	South Africa	International	H	L	7	35	1	5
08/09/2023	France	RWC	A	L	13	27	2	2
15/09/2023	Namibia	RWC	H	W	71	3	11	0
29/09/2023	Italy	RWC	H	W	96	17	14	2
05/10/2023	Uruguay	RWC	H	W	73	0	11	0
14/10/2023	Ireland	RWC	A	W	28	24	3	3
20/10/2023	Argentina	RWC	A	W	44	6	7	0
28/10/2023	South Africa	RWC	H	L	11	12	1	0
06/07/2024	England	International	H	W	16	15	2	2
13/07/2024	England	International	H	W	24	17	2	2
20/07/2024	Fiji	International	H	W	47	5	7	1
10/08/2024	Argentina	The Rugby Championship	H	L	30	38	3	4
17/08/2024	Argentina	The Rugby Championship	H	W	42	10	6	1
31/08/2024	South Africa	The Rugby Championship	A	L	27	31	4	3
07/09/2024	South Africa	The Rugby Championship	A	L	12	18	0	2
21/09/2024	Australia	The Rugby Championship	A	W	31	28	4	4
28/09/2024	Australia	The Rugby Championship	H	W	33	13	5	1
26/10/2024	Japan	International	A	W	64	19	10	3
02/11/2024	England	Autumn Nations Series	A	W	24	22	3	1
<b>Average</b>					<b>29.2</b>	<b>20.8</b>	<b>3.8</b>	<b>2.4</b>

## FORM - IRELAND

All Competitions

IRELAND						
Record	Date	Opponent	Comp	Score	Days Since	Games Since
Last Win	13/07/2024	South Africa	International	25-24	116	0
Last Loss	06/07/2024	South Africa	International	20-27	123	1
Last Home Win	16/03/2024	Scotland	Six Nations	17-13	235	2
Last Home Loss	14/10/2023	New Zealand	RWC	24-28	389	7
Last Away Win	13/07/2024	South Africa	International	25-24	116	0
Last Away Loss	06/07/2024	South Africa	International	20-27	123	1

NEW ZEALAND						
Record	Date	Opponent	Comp	Score	Days Since	Games Since
Last Win	02/11/2024	England	Autumn Nations Series	24-22	4	0
Last Loss	07/09/2024	South Africa	The Rugby Championship	12-18	60	4
Last Home Win	28/09/2024	Australia	The Rugby Championship	33-13	39	2
Last Home Loss	10/08/2024	Argentina	The Rugby Championship	30-38	88	7
Last Away Win	02/11/2024	England	Autumn Nations Series	24-22	4	0
Last Away Loss	07/09/2024	South Africa	The Rugby Championship	12-18	60	4

## LAST MEETING - STATISTICS

### Ireland 24-28 New Zealand (2023-10-14 - Rugby World Cup)

Ireland		New Zealand
3	Tries	3
2	Conversions	2
1	Penalty Goals	3
173	Ball Carries	120
8	Offloads	3
7	Line Breaks	6
31	Defenders Beaten	22
1,465	Carry Metres	833
177	Total Tackles	257
22	Missed Tackle	31
3	Turnovers Won	8
10	Turnover Conceded	2
13	Lineouts Won	8
2	Lineouts Lost	0
10	Total Penalties Conceded	10
20	Kicks in Play	33

#	Player	Minutes Played	Tries	Points	Ball Carries	Defenders Beaten	Tackles	Tackles - Success	Turnovers Won	Pens Conceded
15	Hugo Keenan	80	0	0	17	2	4	2	0	0
14	Mack Hansen	56	0	0	9	6	2	0	0	0
13	Garry Ringrose	80	0	0	12	2	6	2	0	0
12	Bundee Aki	80	1	5	20	7	7	6	1	0
11	James Lowe	80	0	0	14	1	10	6	0	0
10	Johnny Sexton	80	0	7	1	2	11	11	0	0
9	Jamison Gibson-Park	61	1	5	5	0	4	2	0	0
1	Andrew Porter	75	0	0	9	0	14	12	1	3
2	Dan Sheehan	64	0	0	5	1	12	10	0	0
3	Tadhg Furlong	52	0	0	3	0	11	10	0	0
4	Tadhg Beirne	80	0	0	10	0	18	17	0	1
5	Iain Henderson	59	0	0	6	0	12	12	0	1
6	Peter O'Mahony	80	0	0	4	1	17	15	0	0
7	Josh van der Flier	59	0	0	8	0	19	16	0	1
8	Caelan Doris	80	0	0	12	2	14	13	1	1
16	Ronan Kelleher	16	0	0	7	1	4	3	0	1
17	Dave Kilcoyne	5	0	0	2	0	1	1	0	0
18	Finlay Bealham	28	0	0	3	0	6	6	0	1
19	Joe McCarthy	21	0	0	6	1	4	2	0	0
20	Jack Conan	21	0	0	9	3	5	5	0	0
21	Conor Murray	19	0	0	2	0	2	2	0	1
22	Jack Crowley	0	0	0	0	0	0	0	0	0
23	Jimmy O'Brien	24	0	0	9	2	3	2	0	0

#	Player	Minutes	Tries	Points	Ball Carries	Defenders Beaten	Tackles	Tackles - Success	Turnovers Won	Pens Conceded
15	Beauden Barrett	80	0	0	13	3	7	7	0	0
14	Will Jordan	80	1	5	6	0	19	15	0	1
13	Rieko Ioane	80	0	0	11	2	20	13	0	1
12	Jordie Barrett	80	0	8	11	2	19	15	0	0
11	Leicester Fainga'anuku	63	1	5	7	2	15	11	0	0
10	Richie Mo'unga	80	0	5	6	2	12	10	0	0
9	Aaron Smith	69	0	0	4	3	10	4	1	1
1	Ethan de Groot	63	0	0	3	0	12	9	0	1
2	Codie Taylor	64	0	0	6	0	14	14	0	1
3	Tyrel Lomax	63	0	0	4	0	15	13	0	0
4	Brodie Retallick	71	0	0	5	0	18	15	2	0
5	Scott Barrett	80	0	0	5	2	21	18	0	0
6	Shannon Frizell	59	0	0	9	0	12	9	1	1
7	Sam Cane	74	0	0	8	0	24	22	1	0
8	Ardie Savea	80	1	5	15	4	19	15	2	2
16	Dane Coles	15	0	0	1	1	5	5	0	0
17	Tamaiti Williams	17	0	0	3	0	5	5	0	0
18	Fletcher Newell	17	0	0	2	1	5	5	0	0
19	Sam Whitelock	21	0	0	0	0	10	9	1	1
20	Dalton Papali'i	6	0	0	1	0	7	6	0	0
21	Finlay Christie	0	0	0	0	0	0	0	0	0
22	Damian McKenzie	0	0	0	0	0	0	0	0	0
23	Anton Lienert-Brown	17	0	0	0	0	7	6	0	1

**TEAM ANALYSIS**  
**2024 INTERNATIONALS**

# TEAM ANALYSIS - MATCH AVERAGES

2024 INTERNATIONALS

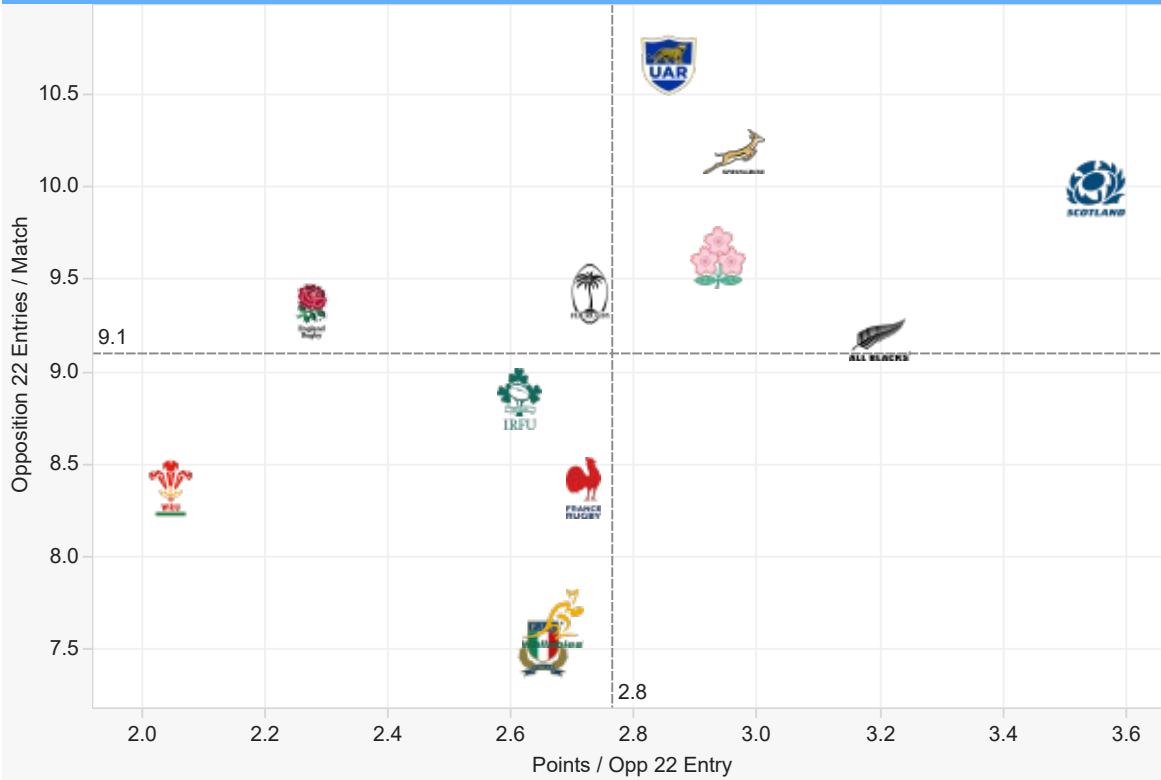
		
27.0	Points	31.8
3.3	Tries	4.2
73.7%	Goal Kicking %	77.6%
130.6	Carries	127.5
713.2	Carry Metres	886.0
8.9	Opposition 22 Entries	9.2
2.6	Points / Opp 22 Entry	3.2
6.9	Line Breaks	9.0
23.4	Defenders Beaten	30.9
7.1	Offloads	10.6
186.9	Passes	185.0
28.7	Kicks From Hand	25.9
150.6	Tackles	160.7
20.7	Missed Tackles	20.6
86.2%	Tackle %	87.2%
6.4	Dominant Tackles	10.3
9.9	Pens Conceded	10.0
1.0	Yellow Cards	0.7
0	Red Cards (Total)	0
5.0	Turnovers Won	6.1
12.4	Turnovers Conceded	14.3
87.9%	Lineout Success %	87.0%
89.5%	Scrum Success %	95.2%
98.1%	Ruck Success %	96.6%
40.4%	Gainline Forward %	44.7%

All stats are on a per match basis (unless stated otherwise)

# TEAM ANALYSIS - 22 ENTRIES

2024 INTERNATIONALS

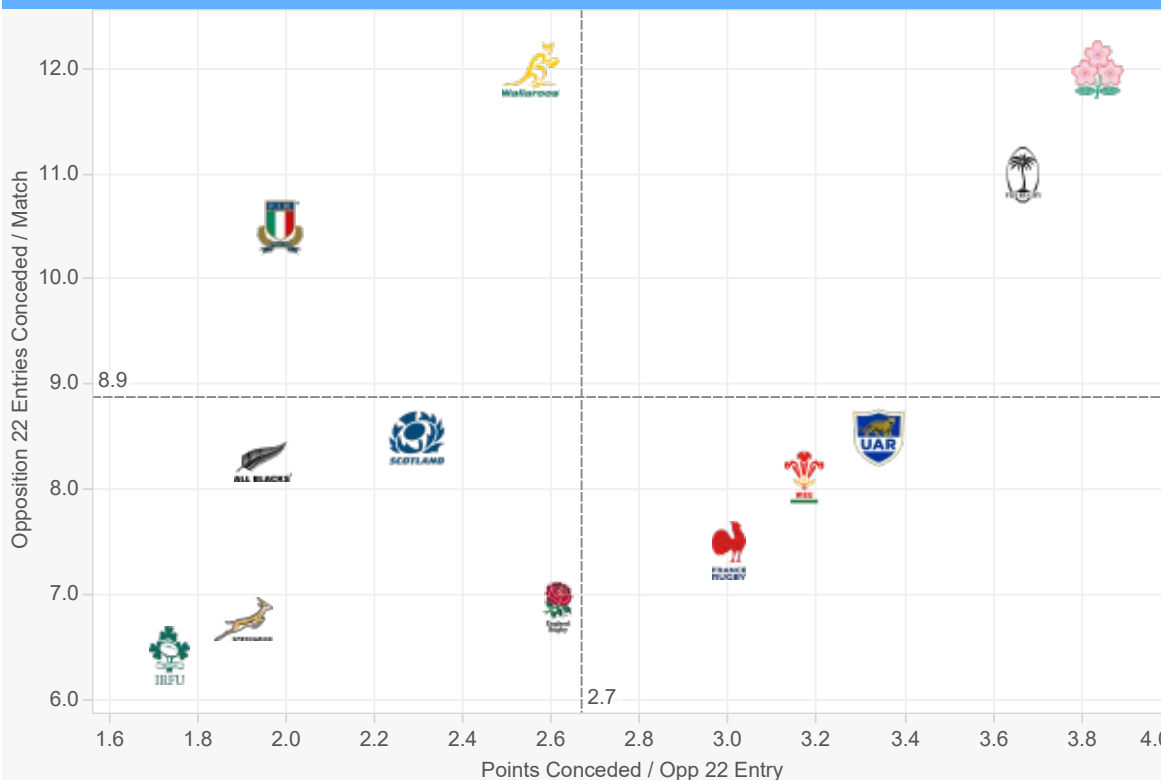
## 22 ENTRIES FOR



22 Entries / Match	
Argentina	10.7
South Africa	10.2
Scotland	10.0
Japan	9.6
Fiji	9.4
England	9.3
New Zealand	9.2
Ireland	8.9
Wales	8.4
France	8.4
Australia	7.7
Italy	7.5

Points / Entry	
Scotland	3.6
New Zealand	3.2
South Africa	3.0
Japan	2.9
Argentina	2.9
Fiji	2.7
France	2.7
Australia	2.7
Italy	2.7
Ireland	2.6
England	2.3
Wales	2.0

## 22 ENTRIES AGAINST



22 Entries Con. / Match	
Japan	12.0
Australia	12.0
Fiji	11.0
Italy	10.5
Scotland	8.5
Argentina	8.5
New Zealand	8.3
Wales	8.1
France	7.4
England	6.9
South Africa	6.8
Ireland	6.4

Points Con / Entry	
Japan	12.0
Fiji	11.0
Argentina	8.5
Wales	8.1
France	7.4
England	6.9
Australia	12.0
Scotland	8.5
Italy	10.5
New Zealand	8.3
South Africa	6.8
Ireland	6.4

# TEAM ANALYSIS - POINTS & TRIES

2024 INTERNATIONALS

## POINTS PER PERIOD

	SCORED					CONCEDED				
	Total	1'-20'	21'-HT	HT-60'	61'-80'	Total	1'-20'	21'-HT	HT-60'	61'-80'
Argentina	288	50	92	49	97	248	72	79	58	39
Australia	208	65	60	30	53	250	57	69	44	80
England	224	54	58	77	35	197	51	58	30	58
Fiji	198	42	47	57	52	121	41	24	21	35
France	224	49	60	53	62	161	37	40	36	48
Ireland	189	44	52	23	70	84	39	13	13	19
Italy	188	66	38	36	48	97	27	16	29	25
Japan	228	71	57	38	62	140	37	35	25	43
New Zealand	350	107	122	69	52	199	41	62	39	57
Scotland	370	94	105	67	104	216	55	57	47	57
South Africa	330	81	69	65	115	109	32	22	36	19
Wales	128	16	38	29	45	132	30	26	37	39
<b>Total</b>	<b>2,925</b>	<b>739</b>	<b>798</b>	<b>593</b>	<b>795</b>	<b>2,344</b>	<b>620</b>	<b>616</b>	<b>476</b>	<b>632</b>

## TRIES PER PERIOD

	SCORED					CONCEDED				
	Total	1'-20'	21'-HT	HT-60'	61'-80'	Total	1'-20'	21'-HT	HT-60'	61'-80'
Argentina	38	6	13	6	13	30	9	10	6	5
Australia	24	7	6	4	7	32	7	9	5	11
England	26	6	6	10	4	21	6	5	4	6
Fiji	28	7	6	7	8	17	6	3	3	5
France	23	5	5	6	7	20	4	4	5	7
Ireland	23	4	6	3	10	11	6	1	1	3
Italy	21	8	3	5	5	8	2	1	3	2
Japan	30	9	7	5	9	18	5	4	3	6
New Zealand	46	15	17	8	6	28	5	10	5	8
Scotland	50	13	13	9	15	24	7	5	4	8
South Africa	40	11	8	5	16	15	5	2	5	3
Wales	16	1	5	4	6	16	3	3	5	5
<b>Total</b>	<b>365</b>	<b>92</b>	<b>95</b>	<b>72</b>	<b>106</b>	<b>282</b>	<b>74</b>	<b>70</b>	<b>56</b>	<b>82</b>

## TRY ORIGIN

	SCORED										CONCEDED								
	Total	Counter Attack	Free Kick	Lineout	Penalty	Scrum	Start Half	Tap Penalty	Turnover	Total	Counter Attack	Free Kick	Lineout	Penalty	Scrum	Start Half	Tap Penalty	Turnover	
Argentina	45	6	0	13	0	6	1	3	16	35	5	0	14	0	4	0	2	10	
Australia	27	3	1	13	1	3	0	2	4	40	7	0	14	0	4	0	1	14	
England	30	4	0	15	0	2	1	1	7	27	5	1	10	0	2	0	1	8	
Fiji	30	2	1	9	0	8	0	2	8	18	1	1	8	1	4	0	0	3	
France	29	6	1	6	0	7	0	1	8	21	0	0	16	0	3	1	0	1	
Ireland	22	0	0	16	0	1	1	1	3	11	0	0	6	0	2	0	1	2	
Italy	23	2	0	7	0	4	0	1	9	11	1	0	4	1	1	0	1	3	
Japan	36	5	0	14	0	2	0	4	11	22	5	0	9	0	3	0	1	4	
New Zealand	54	8	2	22	0	6	0	2	14	32	4	0	13	0	4	0	2	9	
Scotland	58	8	0	27	1	5	0	2	15	28	4	0	14	0	3	0	1	6	
South Africa	46	4	0	18	1	6	0	2	15	16	0	1	5	0	4	0	2	4	
Wales	21	2	0	12	0	1	0	3	3	17	1	0	4	0	2	1	5	4	
<b>Total</b>	<b>421</b>	<b>50</b>	<b>5</b>	<b>172</b>	<b>3</b>	<b>51</b>	<b>3</b>	<b>24</b>	<b>113</b>	<b>325</b>	<b>37</b>	<b>4</b>	<b>136</b>	<b>3</b>	<b>42</b>	<b>3</b>	<b>19</b>	<b>81</b>	

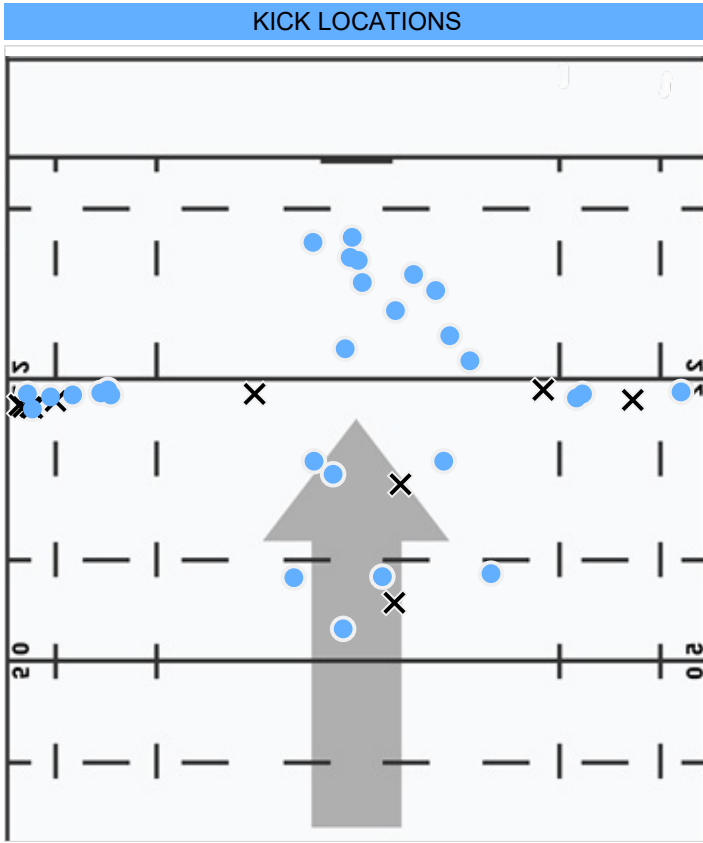
Max & Min values are highlighted per time-frame/phase/section



***TEAM ANALYSIS***  
***IRELAND - 2024 INTERNATIONALS***

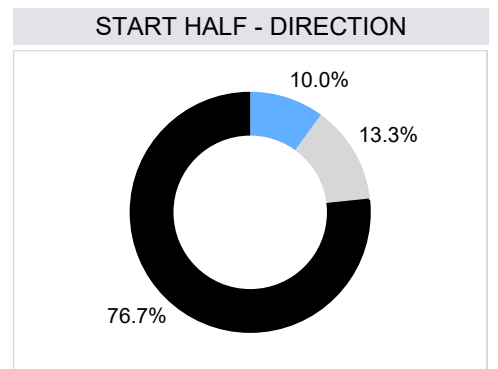
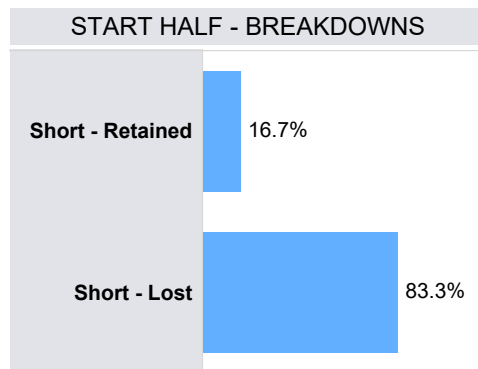
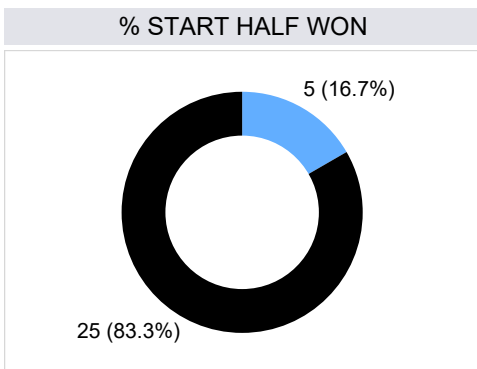

# KICKING

IRELAND - 2024 INTERNATIONALS



LAST 20 KICKS AT GOAL				
Opponent	Min	Player	Pts Gained	
South Africa	6	Jack Crowley	0.32	Pen Made
	15	Jack Crowley	0.05	Conv Made
	38	Jack Crowley	0.25	Pen Made
	42	Jack Crowley	0.06	Pen Made
	59	Jack Crowley	1.13	Pen Made
South Africa	13	Jack Crowley	0.75	Pen Made
	32	Jack Crowley	-2.77	Pen Missed
	36	Jack Crowley	-0.91	Conv Missed
	76	Jack Crowley	0.02	Conv Made
	80	Jack Crowley	-0.90	Conv Missed
Scotland	14	Jack Crowley	0.61	Conv Made
	36	Jack Crowley	-2.05	Pen Missed
	43	Jack Crowley	0.07	Pen Made
England	65	Jack Crowley	0.07	Conv Made
	3	Jack Crowley	0.23	Pen Made
	20	Jack Crowley	0.07	Pen Made
	35	Jack Crowley	1.06	Pen Made
	41	Jack Crowley	0.15	Pen Made
England	45	Jack Crowley	-0.83	Conv Missed
	74	Jack Crowley	-0.85	Conv Missed
<b>Overall Points Gained</b>			<b>-1.09</b>	

## KICKS AT GOAL



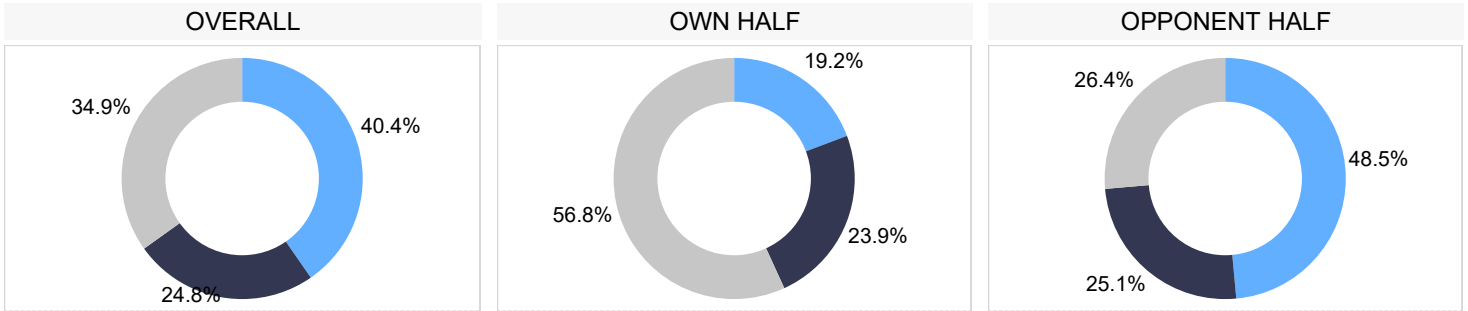
■ Won
 ■ Lost

■ Right
 ■ Split
 ■ Left

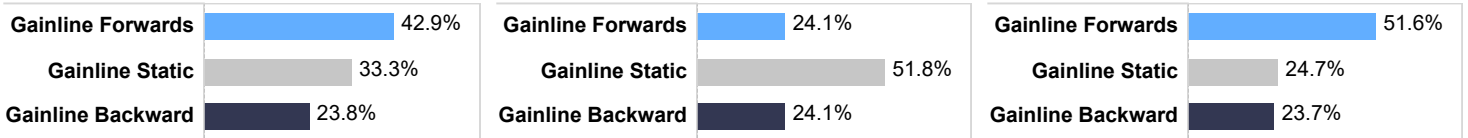
# COLLISIONS

IRELAND - 2024 INTERNATIONALS

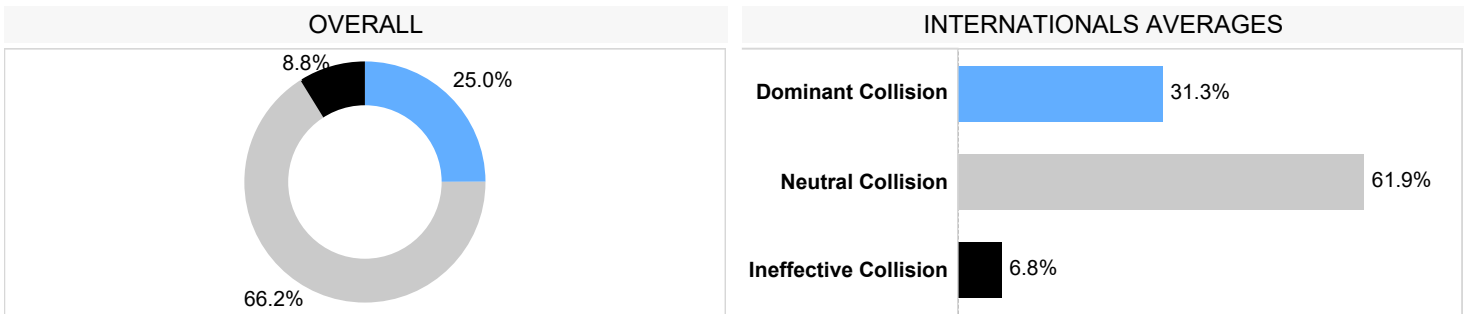
## GAINLINE SUCCESS



### INTERNATIONALS AVERAGES

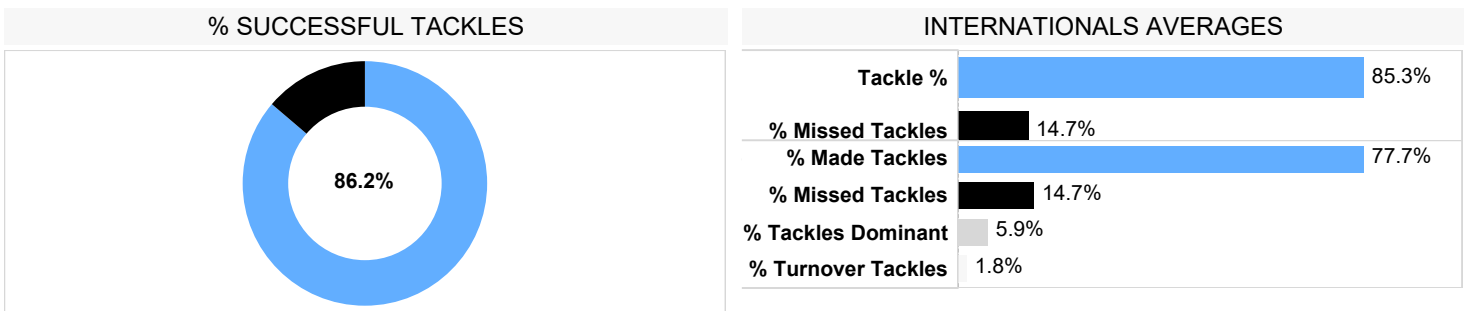


## CARRIES INTO CONTACT\*

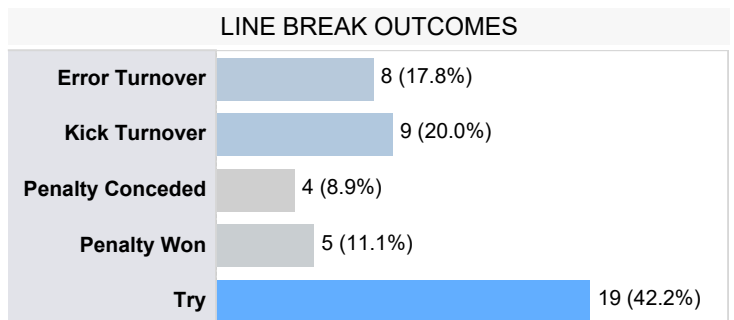


\*dominance based on tackle outcome

## TACKLES

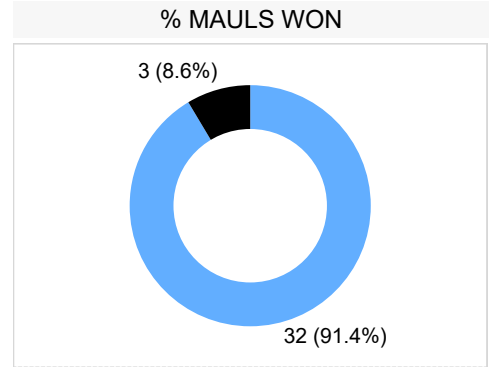
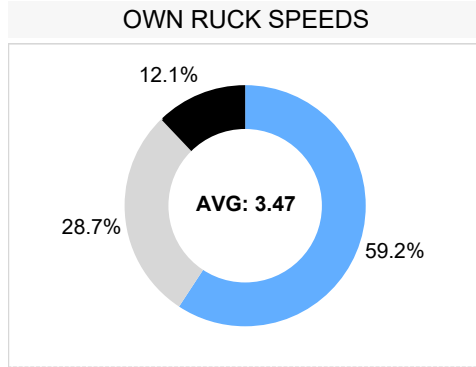
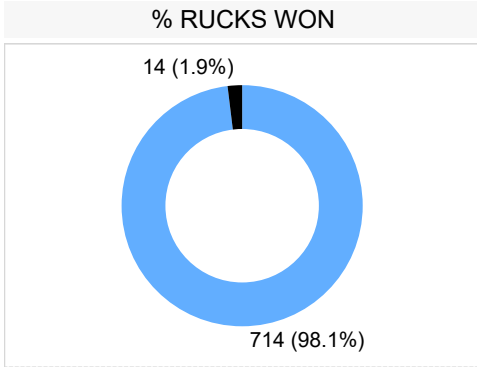


CARRIES & BREAKS	
Line Breaks	48
Line breaks / match	6.9
Defenders Beaten	164
Defenders Beaten / match	23.4
Ball Carries	914.0
Carries / Match	130.6

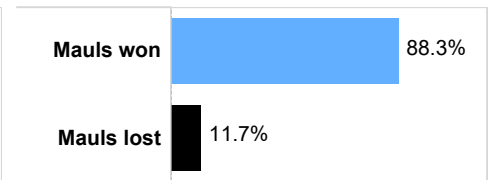
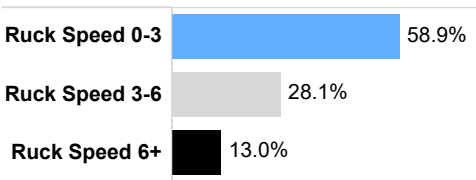
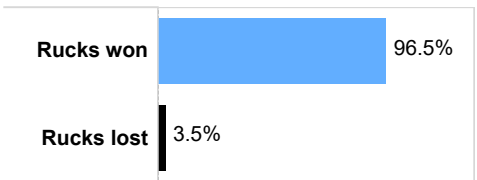


# BREAKDOWN

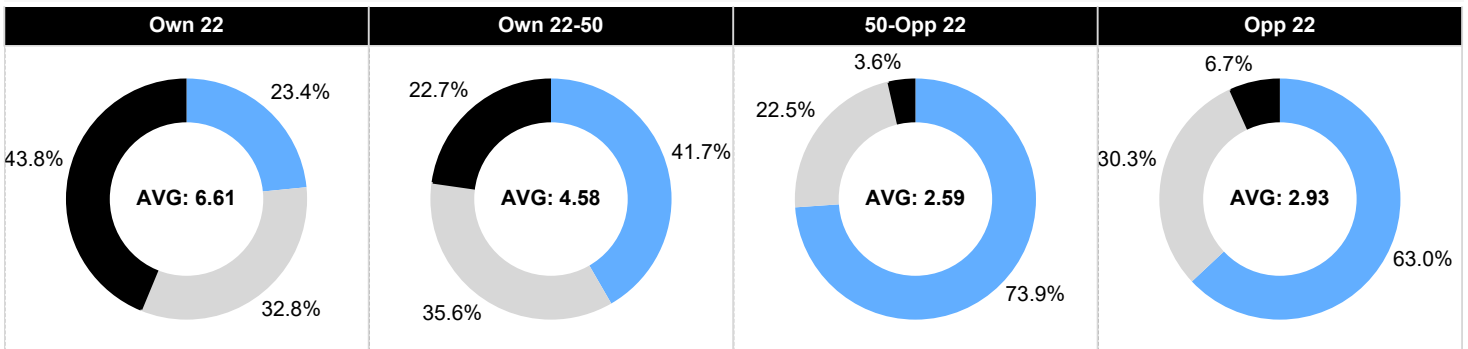
IRELAND - 2024 INTERNATIONALS



## INTERNATIONALS AVERAGES



## RUCK SPEEDS - LOCATIONS



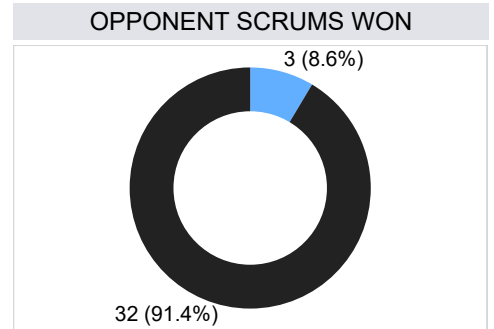
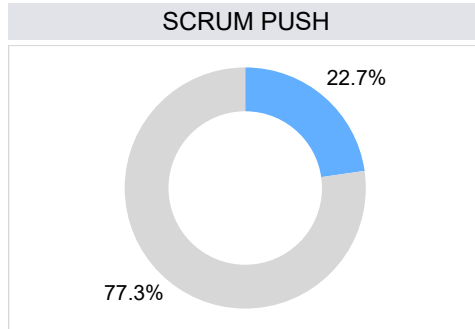
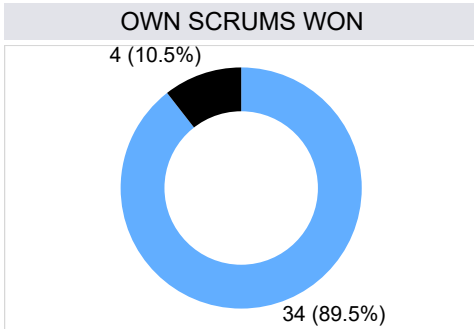
■ Ruck Speed 0-3   ■ Ruck Speed 3-6   ■ Ruck Speed 6+

Attacking Breakdown Arrivals			Defensive Breakdown Arrivals			Breakdown Steals		
1	Caelan Doris	162	1	Caelan Doris	74	1	Caelan Doris	4
2	Andrew Porter	158	2	Tadhg Beirne	42	2	Josh van der Flier	3
3	Josh van der Flier	152	3	Joe McCarthy	37	3	Tadhg Beirne	3
4	Joe McCarthy	144	4	Josh van der Flier	36	4	Andrew Porter	2
5	Tadhg Beirne	121	5	Andrew Porter	29	<b>Team Total</b>		22

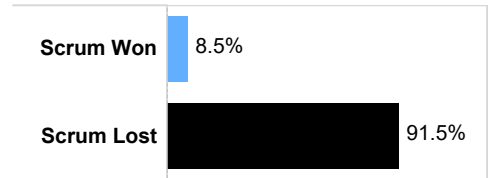
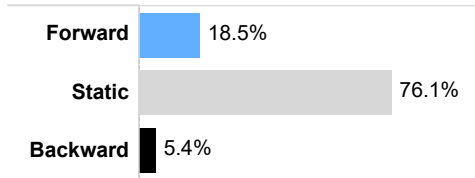
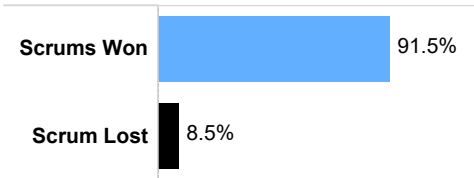
# SET PIECE

IRELAND - 2024 INTERNATIONALS

## SCRUMS



### INTERNATIONALS AVERAGES



### OWN SCRUMS

Scrum Won	Scrum Reset Retained	Scrum Lost
34	6	4

### OPPONENT SCRUMS

Scrum Won	Scrum Reset Retained	Scrum Lost
3	2	32

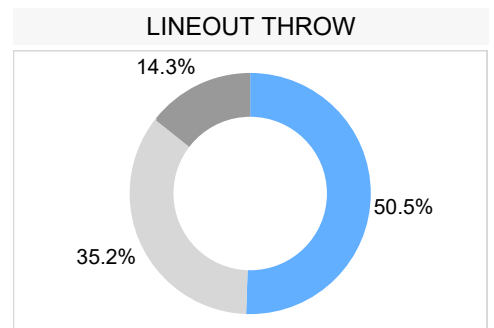
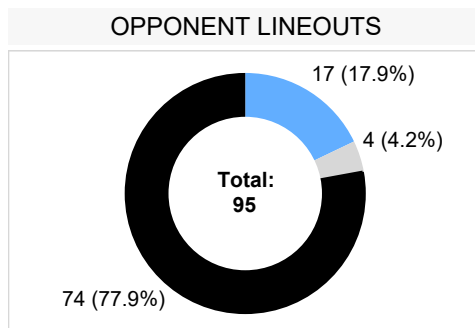
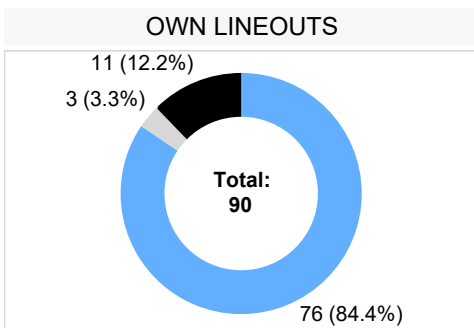
### OWN SCRUMS WON

	Used	Penalty	Free Kick
Total	22	6	6
% of Total	64.7%	17.6%	17.6%

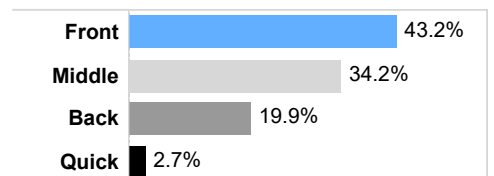
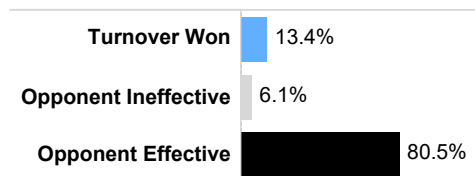
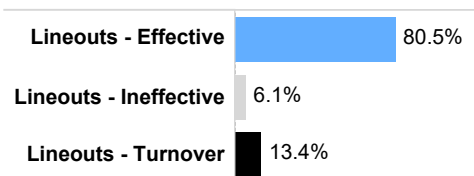
### OPPONENT SCRUMS WON

	Used	Penalty	Free Kick
Total	2	1	1
% of Total	66.7%	33.3%	

## LINEOUTS



### INTERNATIONALS AVERAGES

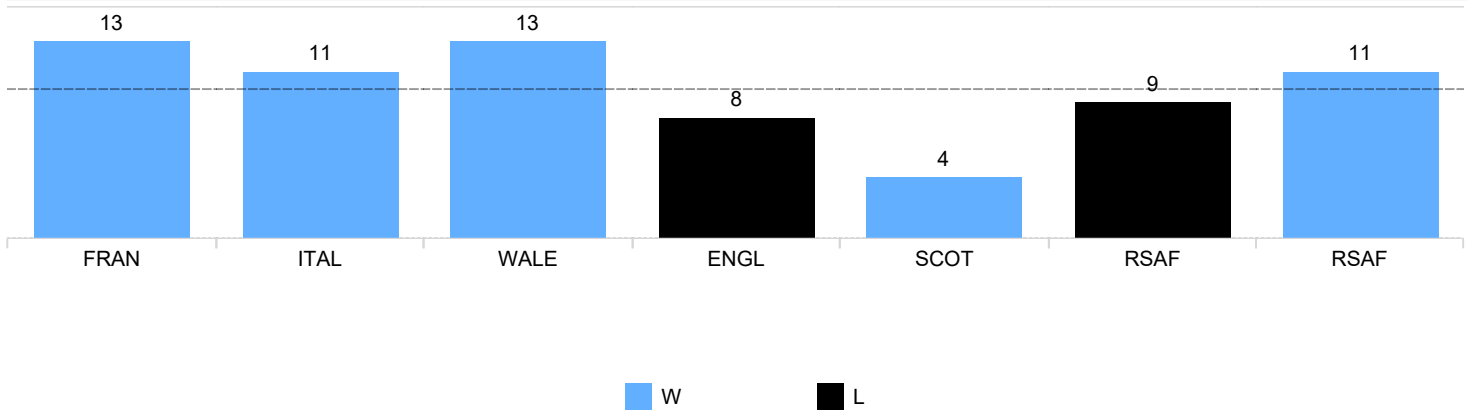


# DISCIPLINE

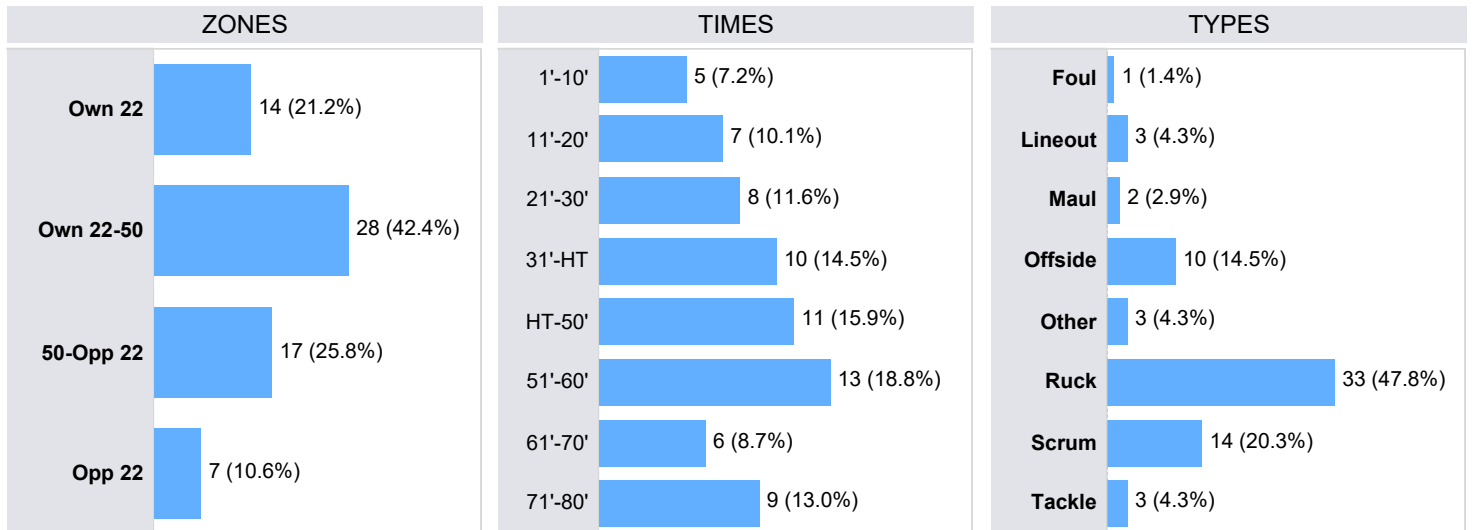
IRELAND - 2024 INTERNATIONALS

Statistic	Team	Year Average
Total penalties conceded / match	9.9	5.2
Yellow cards / match	1.0	0.4
Red cards / match	0.0	0.0

## PENALTIES CONCEDED PER MATCH



## PENALTIES & INFRINGEMENTS



## PLAYER STATISTICS - PER 80 AVERAGES WITH A MINIMUM 240 MINUTES PLAYED

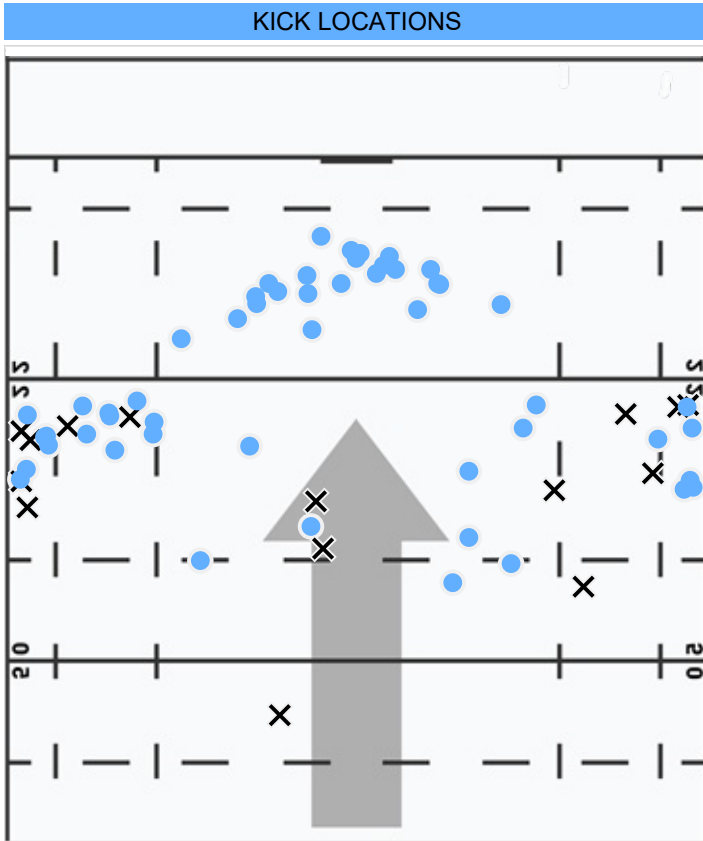
Total penalties conceded		Penalties conceded / 80 minutes		Yellow / Red cards		
1	Andrew Porter	13	2.4	1	Peter O'Mahony	2 / 0
2	Joe McCarthy	8	1.4	2	Caelan Doris	1 / 0
3	Tadhg Furlong	5	1.2	3	Harry Byrne	1 / 0
4	Bundee Aki	4	0.8	4	James Ryan	1 / 0
5	James Lowe	4	0.6	5	Ronan Kelleher	1 / 0



***TEAM ANALYSIS***  
***NEW ZEALAND - 2024 INTERNATIONALS***

# KICKING

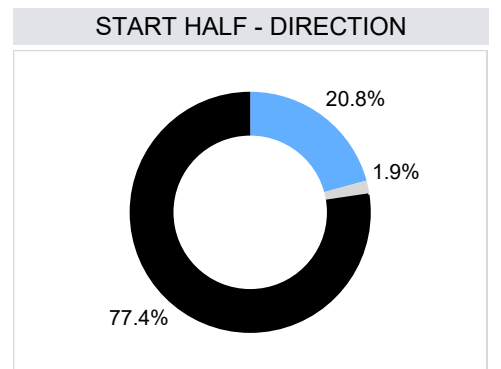
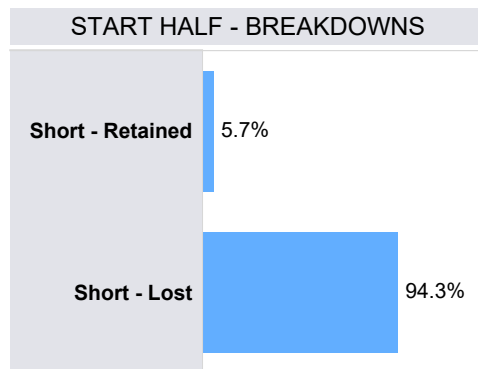
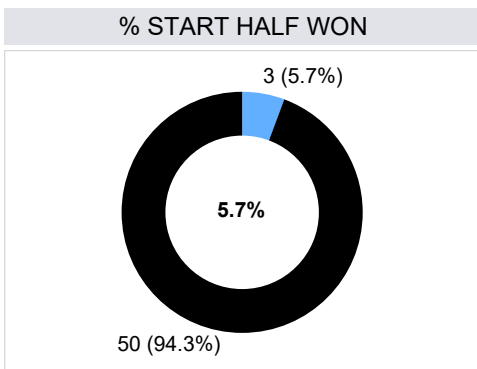
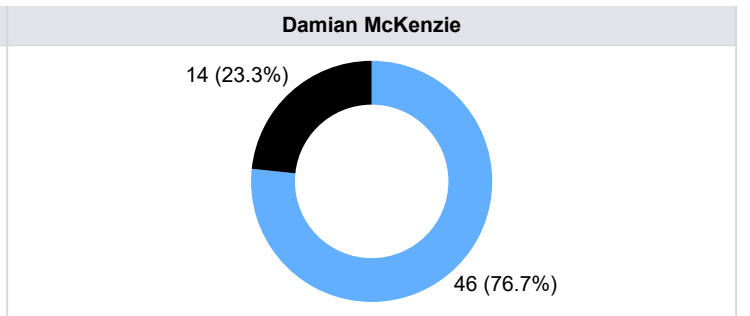
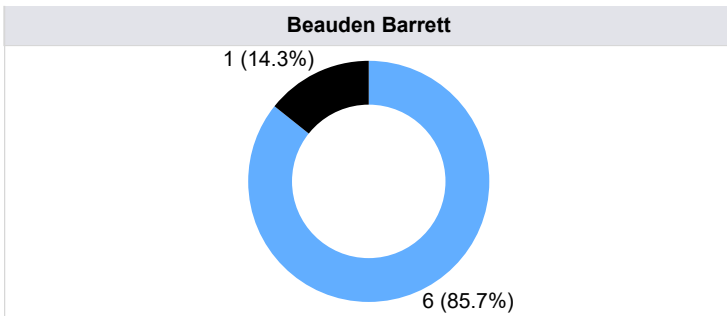
NEW ZEALAND - 2024 INTERNATIONALS



### LAST 20 KICKS AT GOAL

Opponent	Min	Player	Pts Gained	Result
England	10	Beauden Barrett	1.06	Conv Made
	29	Beauden Barrett	0.79	Conv Made
	67	Damian McKenzie	0.49	Pen Made
	77	Damian McKenzie	1.15	Conv Made
Japan	13	Damian McKenzie	1.09	Conv Made
	16	Damian McKenzie	1.14	Conv Made
	23	Damian McKenzie	-1.06	Conv Missed
	25	Damian McKenzie	-0.86	Conv Missed
	32	Damian McKenzie	-0.98	Conv Missed
	35	Damian McKenzie	0.19	Conv Made
	41	Damian McKenzie	0.89	Conv Made
	44	Damian McKenzie	0.09	Conv Made
Australia	79	Damian McKenzie	1.13	Conv Made
	82	Damian McKenzie	0.08	Conv Made
	17	Beauden Barrett	-1.22	Conv Missed
	23	Beauden Barrett	0.32	Conv Made
	42	Beauden Barrett	0.04	Conv Made
Australia	56	Beauden Barrett	0.04	Conv Made
	66	Beauden Barrett	0.82	Conv Made
	3	Damian McKenzie	0.04	Conv Made
	<b>Overall Points Gained</b>			<b>5.60</b>

## KICKS AT GOAL



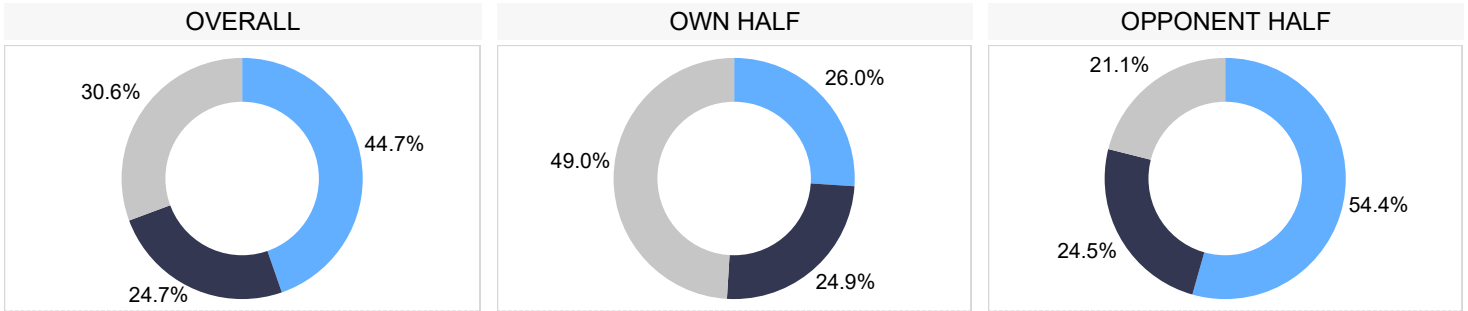
Won Lost

Right Split Left

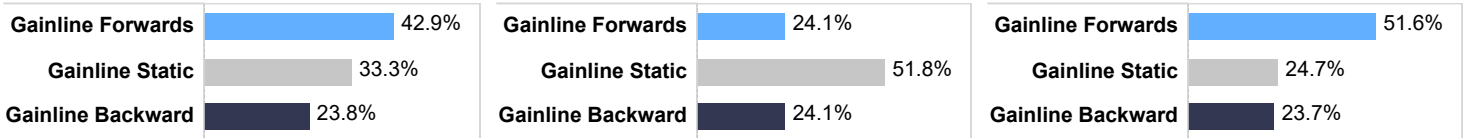
# COLLISIONS

NEW ZEALAND - 2024 INTERNATIONALS

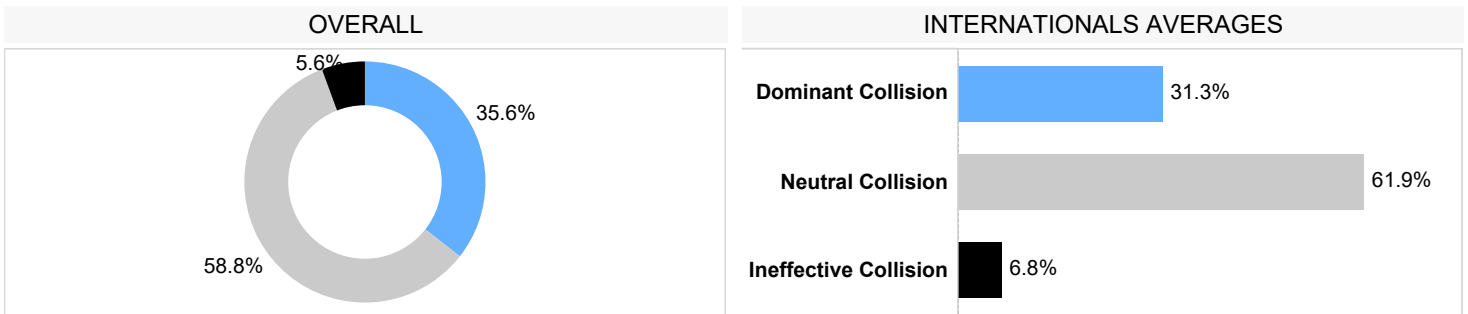
## GAINLINE SUCCESS



## CHAMPIONSHIP AVERAGES

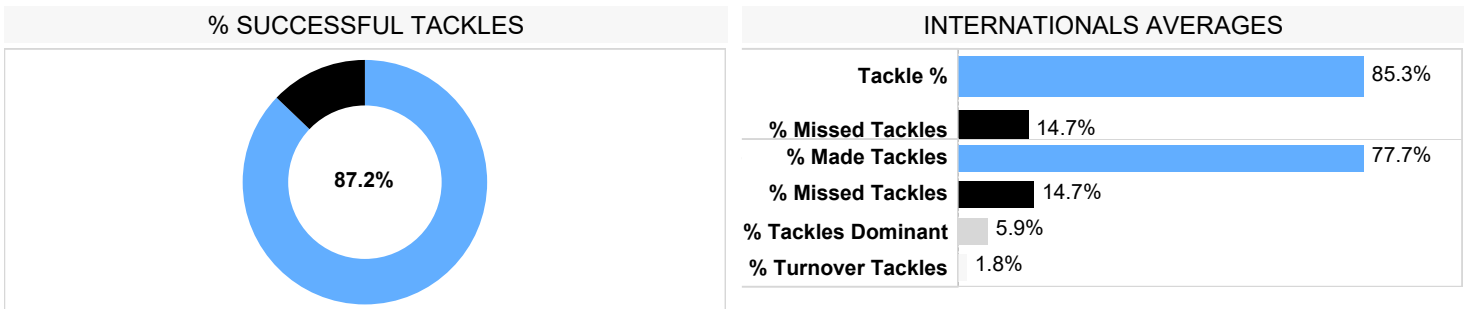


## CARRIES INTO CONTACT\*

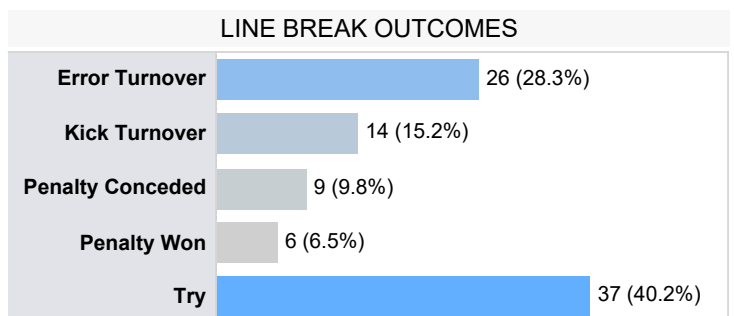


\*dominance based on tackle outcome

## TACKLES

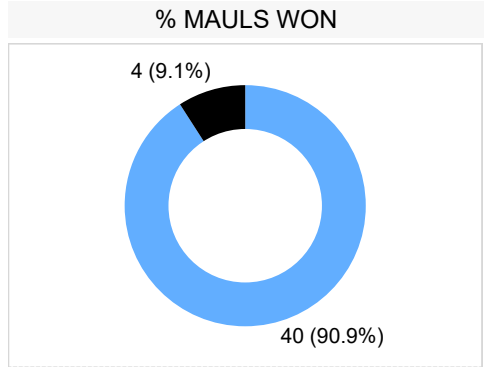
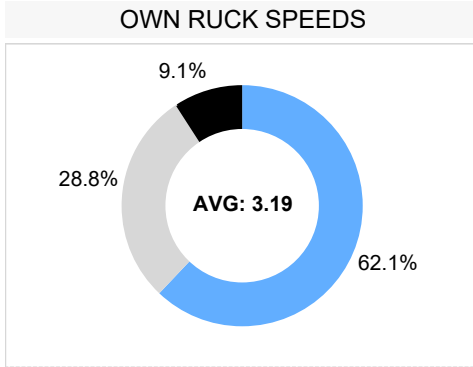
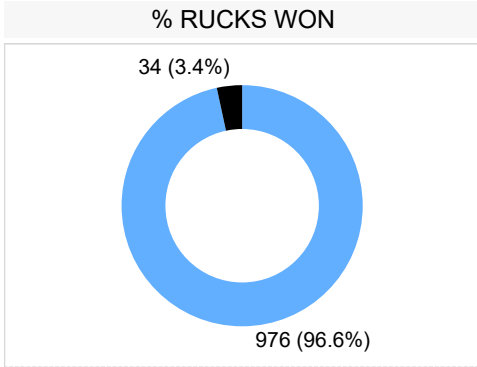


CARRIES & BREAKS	
Line Breaks	99
Line breaks / match	9.0
Defenders Beaten	340
Defenders Beaten / match	30.9
Ball Carries	1,403
Carries / Match	127.5

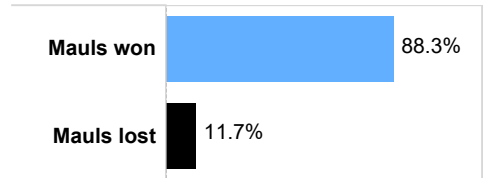
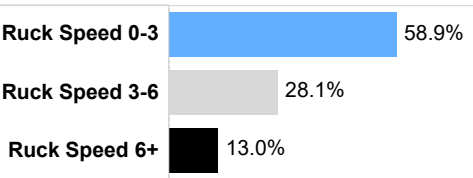
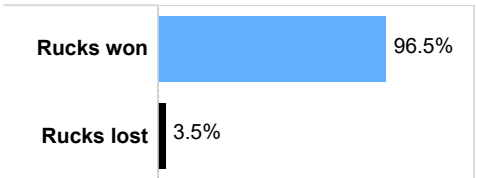


# BREAKDOWN

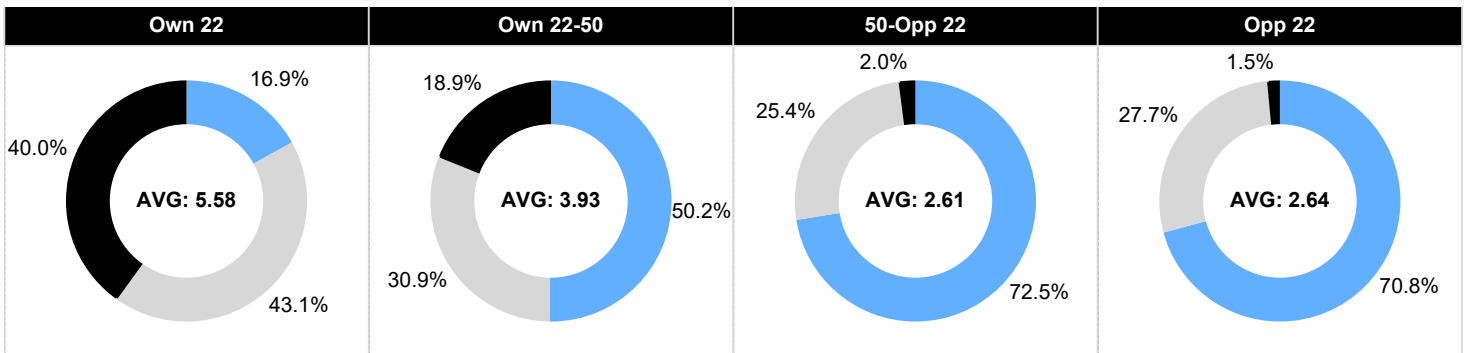
NEW ZEALAND - 2024 INTERNATIONALS



## INTERNATIONALS AVERAGES



## RUCK SPEEDS - LOCATIONS



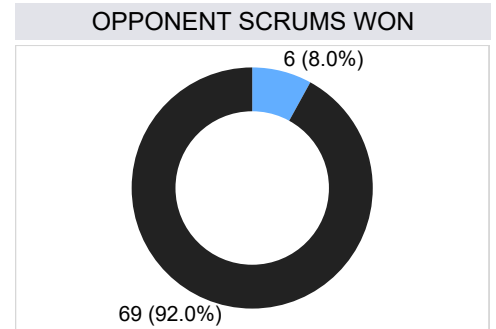
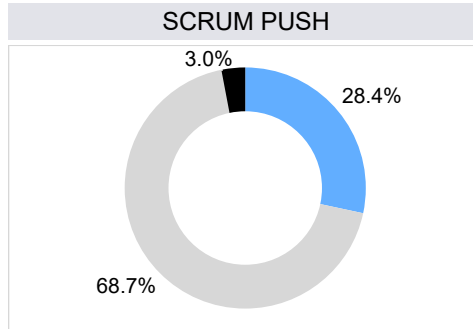
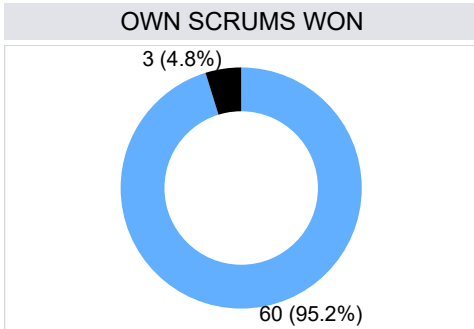
■ Ruck Speed 0-3   
 ■ Ruck Speed 3-6   
 ■ Ruck Speed 6+

Attacking Breakdown Arrivals		Defensive Breakdown Arrivals		Breakdown Steals				
1	Scott Barrett	177	1	Ardie Savea	83	1	Scott Barrett	6
2	Sam Cane	153	2	Sam Cane	52	2	Ardie Savea	5
3	Tyrel Lomax	143	3	Scott Barrett	38	3	Codie Taylor	3
4	Ardie Savea	135	4	Codie Taylor	37	4	Cortez Ratima	3
5	Codie Taylor	132	5	Sevu Reece	37	<b>Team Total</b>		<b>45</b>

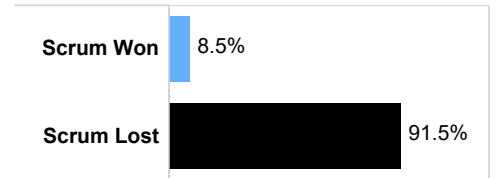
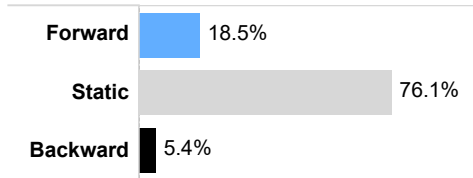
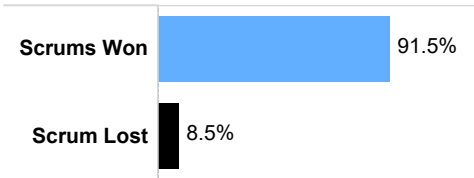
# SET PIECE

NEW ZEALAND - 2024 INTERNATIONALS

## SCRUMS



### INTERNATIONALS AVERAGES



**OWN SCRUMS**

Scrum Won	Scrum Reset Retained	Scrum Lost
60	4	3

**OPPONENT SCRUMS**

Scrum Won	Scrum Reset Retain..	Scrum Lost
6	11	69

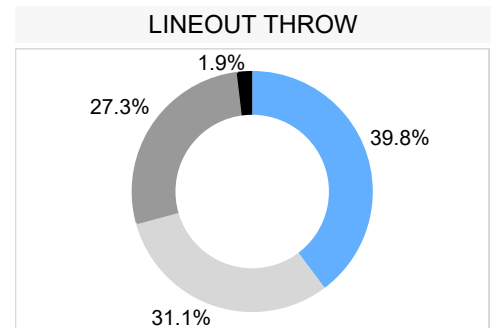
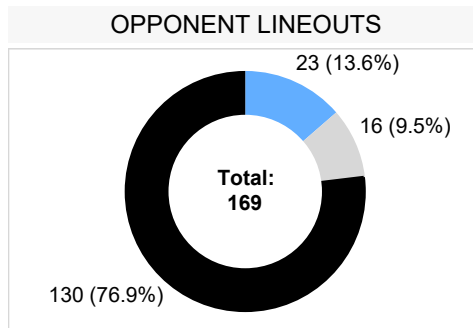
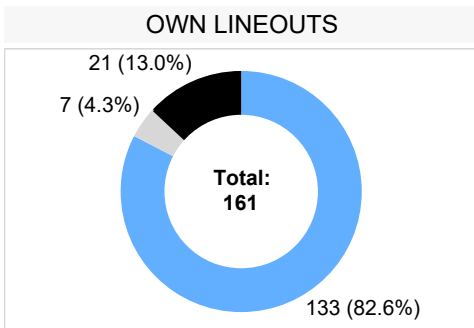
**OWN SCRUMS WON**

	Used	Penalty	Free Kick
Total	47	12	1
% of Total	78.3%	20.0%	1.7%

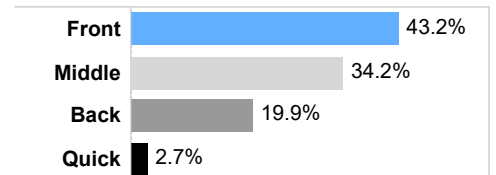
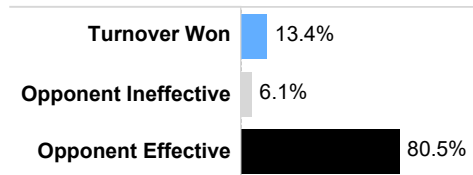
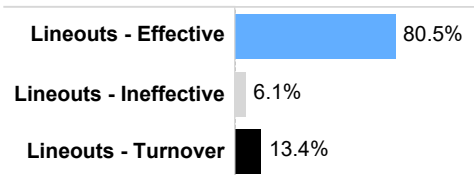
**OPPONENT SCRUMS WON**

	Used	Penalty	Free Kick
Total	5	1	1
% of Total	83.3%	16.7%	

## LINEOUTS



### INTERNATIONALS AVERAGES

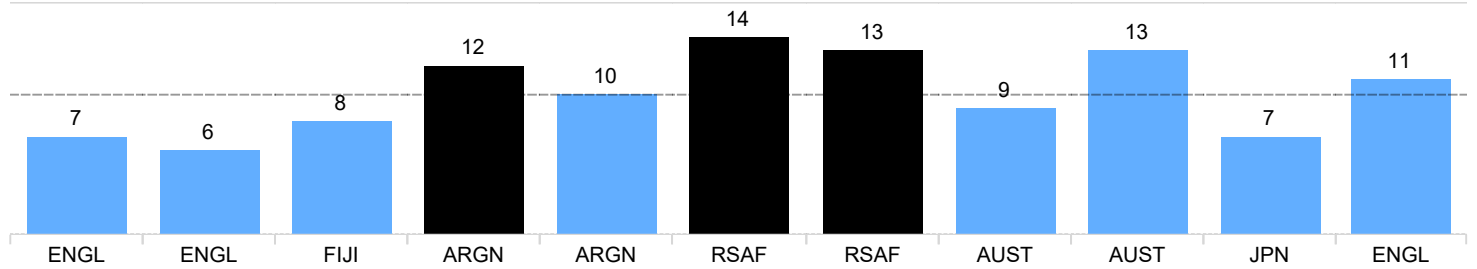


# DISCIPLINE

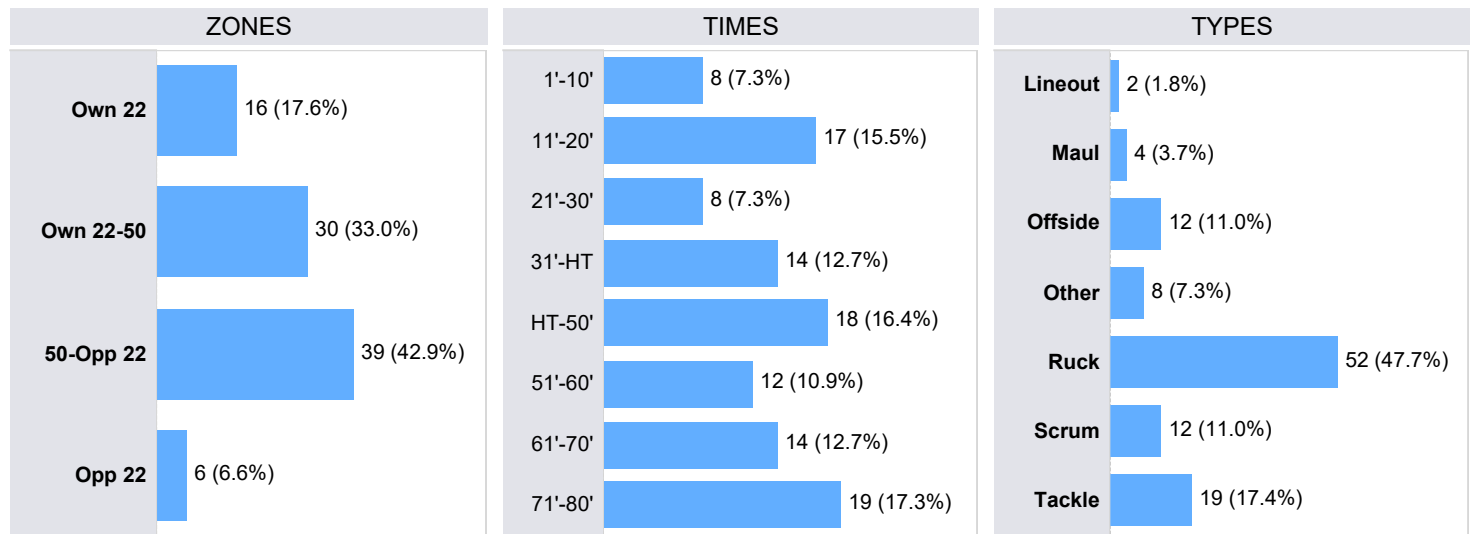
NEW ZEALAND - 2024 INTERNATIONALS

Statistic	Team	Year Average
Total penalties conceded / match	10.0	5.2
Yellow cards / match	0.7	0.4
Red cards / match	0.0	0.0

## PENALTIES CONCEDED PER MATCH



## PENALTIES & INFRINGEMENTS



## PLAYER STATISTICS - PER 80 AVERAGES WITH A MINIMUM 240 MINUTES PLAYED

Total penalties conceded		Penalties conceded / 80 minutes		Yellow / Red cards				
1	Codie Taylor	8	1	Tamaiti Williams	1.6	1	Anton Lienert-Brown	2 / 0
2	Tamaiti Williams	8	2	Ethan Blackadder	1.6	2	Caleb Clarke	2 / 0
3	Tyrel Lomax	8	3	Wallace Sititi	1.3	3	Asafo Aumua	1 / 0
4	Wallace Sititi	7	4	Codie Taylor	1.2	4	Ofa Tu'ungafasi	1 / 0
5	Caleb Clarke	6	5	Tyrel Lomax	1.2	5	Sevu Reece	1 / 0

**PLAYER STATS**  
**2024 INTERNATIONALS**

# APPEARANCE CHART - IRELAND

2024 INTERNATIONALS

	02/02/24	11/02/24	24/02/24	09/03/24	16/03/24	06/07/24	13/07/24
	France	Italy	Wales	England	Scotland	South Africa	South Africa
B. Aki	12		12	12	12	12	
R. Baird	s20	6	s20	s20	s19	s20*	s19
F. Bealham	s18	3		s18	s18	s18	s18
T. Beirne	5*		5*	5	5	5	6
C. Blade							s21
H. Byrne		s22			s22		
C. Casey		9				9	
J. Conan	s21	8*	s21	s21	s20		
J. Crowley	10	10*	10	10	10	10	10
C. Doris	8	7	8	8	8	8	8
C. Frawley	s23		15*	s23		s22	s22
T. Furlong	3		3	3	3	3	3
J. Gibson-Park	9*	s21	9	9	9		
C. Healy	s17		s17	s17	s17	s17	s17
I. Henderson		s19		s19			
R. Henshaw	13	13	13	13	13	13	12
R. Herring							s16
O. Jager			s18				
H. Keenan	15	15		15			
R. Kelleher	s16*	s16	s16	s16	s16	s16	2
J. Larmour		s23			15		
J. Loughman		s17					
J. Lowe	11	11*	11*	11**	11	11	11
J. McCarthy	4	4	4	4	4	4	4
S. McCloskey		12	s23				s23
C. Murray	s22		s22	s22	s21	s21*	9*
C. Nash	14*	14*	14	14	14	14	14
P. O'Mahony	6		6	6	6	6	s20
T. O'Toole		s18					
J. Osborne						15*	15
A. Porter	1	1	1	1	1*	1	1
G. Ringrose					s23	s23	13
J. Ryan	s19	5	s19			s19	5
D. Sheehan	2*	2**	2*	2	2*	2	
J. van der Flier	7	s20	7	7	7	7	7

KEY: Number denotes position, s: substitute, u: unused replacement, \*: try scored

# APPEARANCE CHART - NEW ZEALAND

2024 INTERNATIONALS

	06/07/24	13/07/24	20/07/24	10/08/24	17/08/24	31/08/24	07/09/24	21/09/24	28/09/24	26/10/24	02/11/24
	England	England	Fiji	Argentina	Argentina	South Africa	South Africa	Australia	Australia	Japan	England
A. Aumua	s16	s16	2	s16	s16	s16	s16	s16	s16	2	s16
B. Barrett	s23	s23	15	15	15*	15	s23		10		10
S. Barrett	4	4	4			4	4	4	4		4
J. Barrett	12	12	s22	12	12	12*	12	12			12
G. Bell			s16*							s16	
E. Blackadder			7	6	6	6					
S. Cane					s20	7	7	7	7	7*	7
F. Christie	s21	9									
C. Clarke			11*		11*	11**		11*	11**		11
S. Darry			s19	5*	5	s19	u19	s19		4	
E. de Groot	1	1	s17*	1				1	1		
S. Finau	6	6				s20				6*	s20
D. Havili									s23	s22	
N. Hotham			s21								
R. Ioane	13	13		s22	13	13	13	13*	13		13
L. Jacobson	s20	s20	6				s20	s20	s20		
W. Jordan				s23	14**	14	15	15*	15*		15*
P. Lakai										s20	
A. Lienert-Brown	s22	s22	12	13*	s22	s22	s22	s22	12	12	s22
T. Lomax	3	3		3	3	3	3	3	3		3
J. Lord				s19	s19					s19	
R. Love										s23**	
D. McKenzie	10	10	10	10	10*	10	10	10	s22	10	s23
E. Narawa			s23								
F. Newell	s18	s18	3	s18	s18	s18	s18			s18	
D. Papali'i	7	7		7	7						
T. Perenara	9			9	9	9	s21	s21	9	s21	
S. Perofeta	15	15								15	
H. Plummer								s23			
B. Proctor			13*							13*	
C. Ratima		s21	9*	s21	s21	s21	9	9	s21		9
S. Reece	14*	14	14*	14			14	14	14*	14	
C. Roigard										9*	s21
A. Savea	8*	8	8*	8	8*	8	8	8*	8		8
W. Sititi			s20	s20			6	6	6	8	6
C. Taylor	2	2		2	2	2*	2	2	2		2
M. Tele'a	11	11**		11*	s23	s23	11			11*	14**
P. Tosi			s18					s18	s18	3*	s18
O. Tu'ungafasi	s17	s17		s17	s17	s17	s17			s17	s17
P. Tuipulotu	5	5							s19	5*	s19
T. Vaa'i	s19	s19	5	4	4	5	5	5	5		5
T. Williams			1		1	1	1	s17	s17*	1*	1

KEY: Number denotes position, s: substitute, u: unused replacement, \*: try scored

# PLAYER DATA - IRELAND

2024 INTERNATIONALS

	Games	Starts	Minutes Played	Points	Tries	Ball Carries	Carry Metres	Line Breaks	Defenders Beaten	Passes	Offloads	Turnover Con	Successful Tackles	Missed Tackles	Dominant Tackles	Penalties Conceded	Kicks	Kicking Metres	Lineout Takes	Lineout Steals
B. Aki	5	5	400	0	0	57	406	4	12	25	1	2	45	8	3	4	0	0	1	0
R. Baird	7	1	198	5	1	22	161	3	9	19	0	3	37	5	0	1	0	0	13	1
F. Bealham	6	1	174	0	0	18	58	0	0	4	0	1	22	3	1	2	0	0	0	0
T. Beirne	6	6	470	10	2	48	190	4	8	38	2	6	57	1	2	2	0	0	20	3
C. Blade	1	0	21	0	0	1	4	0	0	11	0	1	1	0	0	0	1	22	0	0
H. Byrne	2	0	32	2	0	4	21	0	0	16	0	1	3	0	0	1	2	54	0	0
C. Casey	2	2	135	0	0	8	18	0	2	149	1	2	8	0	0	0	17	392	0	0
J. Conan	5	1	161	5	1	32	137	0	4	10	0	1	30	4	0	2	1	41	4	0
J. Crowley	7	7	539	71	1	54	283	2	11	194	6	12	49	10	3	1	54	1,281	0	0
C. Doris	7	7	550	0	0	85	426	1	11	40	3	4	70	11	3	3	0	0	8	0
C. Frawley	5	1	175	11	1	13	83	1	6	25	0	1	6	2	0	0	10	306	0	0
T. Furlong	6	6	336	0	0	22	67	0	2	15	1	3	38	4	5	5	0	0	0	0
J. Gibson-Park	5	4	299	5	1	31	152	1	7	333	0	5	19	3	0	1	33	786	1	0
C. Healy	6	0	97	0	0	7	29	0	1	4	0	1	21	1	0	0	1	0	0	0
I. Henderson	2	0	39	0	0	4	18	0	0	3	0	0	4	0	0	2	0	0	5	0
R. Henshaw	7	7	504	0	0	58	334	3	15	45	6	8	51	6	2	3	2	54	0	0
R. Herring	1	0	15	0	0	2	8	0	0	0	0	0	3	0	0	0	0	0	0	0
O. Jager	1	0	26	0	0	1	2	0	0	3	0	0	11	0	0	0	0	0	0	0
H. Keenan	3	3	216	0	0	13	116	2	8	15	0	1	11	4	1	0	5	185	0	0
R. Kelleher	7	1	214	5	1	32	147	1	6	22	3	2	42	4	2	4	1	38	0	1
J. Larmour	2	1	84	0	0	9	61	0	1	12	2	3	4	0	1	1	1	38	0	0
J. Loughman	1	0	24	0	0	1	8	0	0	1	0	0	2	0	0	1	0	0	0	0
J. Lowe	7	7	560	20	4	63	642	9	18	55	12	6	19	13	2	4	50	1,988	0	0
J. McCarthy	7	7	447	0	0	42	152	1	10	28	3	5	51	14	5	8	0	0	8	1
S. McCloskey	3	1	112	0	0	21	140	1	2	18	3	0	10	3	0	0	1	22	0	0
C. Murray	6	1	135	10	2	10	61	0	2	126	1	0	11	2	0	0	14	251	1	0
C. Nash	7	7	429	10	2	44	341	5	14	20	3	4	24	9	6	0	3	60	0	0
P. O'Mahony	6	5	302	0	0	24	79	0	0	19	0	2	53	4	0	2	0	0	12	0
T. O'Toole	1	0	24	0	0	1	4	0	0	0	0	0	1	0	0	1	0	0	0	0
J. Osborne	2	2	131	5	1	25	108	1	3	4	1	3	2	3	0	1	4	166	0	0
A. Porter	7	7	439	5	1	50	147	0	0	15	0	2	53	6	2	13	0	0	0	0
G. Ringrose	3	1	144	0	0	8	84	2	2	5	1	2	14	5	0	0	1	28	0	0
J. Ryan	5	2	182	0	0	18	52	0	0	8	0	0	40	2	5	4	0	0	5	2
D. Sheehan	6	6	330	25	5	50	291	7	8	17	0	4	40	6	1	2	0	0	0	0
J. van der Flier	7	6	406	0	0	36	165	0	2	30	1	2	57	12	1	1	0	0	0	0

# PLAYER DATA - NEW ZEALAND

2024 INTERNATIONALS

	Games	Starts	Minutes Played	Points	Tries	Ball Carries	Carry Metres	Line Breaks	Defenders Beaten	Passes	Offloads	Turnover Con	Successful Tackles	Missed Tackles	Dominant Tackles	Penalties Conceded	Kicks	Kicking Metres	Lineout Takes	Lineout Steals
A. Aumua	11	2	311	0	0	41	239	1	16	20	2	2	54	10	5	3	0	0	0	0
B. Barrett	9	6	537	17	1	42	368	6	13	118	8	12	18	9	2	1	55	1,481	2	0
S. Barrett	8	8	640	0	0	57	223	1	1	40	1	8	98	11	4	5	0	0	21	0
J. Barrett	9	8	594	5	1	86	674	5	19	76	6	3	61	14	4	6	22	806	3	0
G. Bell	2	0	54	5	1	5	27	0	1	4	0	1	13	2	2	2	0	0	0	0
E. Blackadder	4	4	309	0	0	31	182	1	3	21	3	1	61	12	3	6	0	0	6	2
S. Cane	7	6	447	5	1	35	146	0	2	34	1	1	77	11	7	6	0	0	3	0
F. Christie	2	1	93	0	0	3	3	0	0	82	1	0	10	3	1	0	13	315	0	0
C. Clarke	6	6	431	35	7	55	667	6	23	12	3	6	17	8	2	6	2	79	0	0
S. Darry	7	3	220	5	1	23	121	1	0	18	3	3	36	4	4	2	0	0	14	1
E. de Groot	6	5	281	5	1	20	89	0	0	9	1	0	36	5	3	3	0	0	0	0
S. Finau	5	3	203	5	1	23	147	2	6	16	0	2	41	8	4	1	0	0	4	1
D. Havili	2	0	36	0	0	6	50	0	0	4	1	0	8	2	1	0	2	53	0	0
N. Hotham	1	0	44	0	0	6	28	0	4	37	1	0	7	3	0	1	3	69	0	0
R. Ioane	9	8	587	5	1	60	477	4	12	34	3	16	33	12	2	2	0	0	0	0
L. Jacobson	6	1	179	0	0	8	37	0	2	16	0	2	39	3	4	1	0	0	8	1
W. Jordan	7	6	476	25	5	55	662	8	21	46	8	7	19	6	2	4	12	337	0	0
P. Lakai	1	0	29	0	0	2	15	0	0	3	0	0	11	1	1	0	0	0	0	0
A. Lienert-Brown	11	4	437	5	1	64	477	4	19	54	6	6	56	10	4	1	3	75	0	0
T. Lomax	9	9	546	0	0	42	204	0	4	14	1	6	72	6	5	8	0	0	0	0
J. Lord	3	0	65	0	0	3	11	0	0	5	0	0	21	0	1	0	0	0	3	1
R. Love	1	0	21	10	2	2	40	1	1	1	0	0	4	0	1	0	2	57	0	0
D. McKenzie	11	9	729	113	1	87	595	7	31	252	10	10	39	13	1	2	94	2,835	3	0
E. Narawa	1	0	20	0	0	2	13	0	1	2	1	2	1	1	0	0	0	0	0	0
F. Newell	8	1	214	0	0	12	56	0	1	4	0	2	31	2	1	2	0	0	0	0
D. Papali'i	4	4	276	0	0	16	93	0	3	8	1	2	44	4	0	2	0	0	0	0
T. Perenara	8	5	358	0	0	9	70	1	1	360	1	5	32	3	1	2	23	551	0	0
S. Perofeta	3	3	182	0	0	23	212	2	8	24	5	2	7	2	1	0	9	297	1	0
H. Plummer	1	0	4	0	0	0	0	0	0	0	0	0	1	0	0	0	0	0	0	0
B. Proctor	2	2	160	10	2	17	216	4	10	19	2	2	20	6	4	2	2	80	0	0
C. Ratima	9	4	315	5	1	14	103	0	9	327	3	10	31	3	0	2	25	487	0	0
S. Reece	8	8	536	15	3	57	394	12	20	53	14	9	41	8	7	3	6	139	0	0
C. Roigard	2	1	71	5	1	7	70	1	1	83	1	2	9	0	0	0	7	168	0	0
A. Savea	10	10	775	20	4	133	745	4	29	67	3	12	109	2	8	4	4	37	19	1
W. Sititi	7	5	419	0	0	83	605	8	17	55	12	2	59	4	2	7	0	0	17	2
C. Taylor	9	9	514	5	1	67	483	3	9	29	1	1	81	9	4	8	0	0	0	1
M. Tele'a	8	6	486	30	6	68	532	12	39	43	12	7	26	8	5	0	1	6	0	0
P. Tosi	5	1	118	5	1	11	74	1	1	4	1	0	26	1	0	3	0	0	0	0
O. Tu'ungafasi	8	0	179	0	0	14	56	0	0	6	0	1	28	1	4	2	0	0	1	0
P. Tuipulotu	5	3	253	5	1	28	167	2	3	17	0	5	36	4	8	1	0	0	12	2
T. Vaa'i	10	8	585	0	0	69	302	2	8	37	0	3	82	7	3	2	0	0	18	4
T. Williams	8	6	408	10	2	17	74	0	2	16	1	4	46	9	2	8	0	0	1	0

# ***PLAYER RANKINGS***

## **2024 INTERNATIONALS**

# PLAYER RANKINGS - POINTS

2024 INTERNATIONALS

## POINTS

		Games	Points	Minutes	Pens	Conv	Drop Goals	Tries	
1	D. McKenzie	New Zealand	11	113	729	16	30	0	1
2	S. Lee	Japan	7	76	461	8	21	0	2
3	J. Crowley	Ireland	7	71	539	12	15	0	1
4	T. Ramos	France	5	63	400	13	12	0	0
4	T. Alborno	Argentina	9	63	451	5	19	0	2
6	P. Garbisi	Italy	8	61	613	10	13	0	1
7	H. Pollard	South Africa	8	57	334	13	9	0	0
8	N. Lolesio	Australia	8	56	511	12	10	0	0
9	F. Russell	Scotland	5	55	400	11	11	0	0
9	S. Carreras	Argentina	9	55	505	9	9	0	2

## GOAL KICKING (MADE)

		Games	Minutes	Goals	Misses	Pens	Pens Missed	Conv	Conv Missed	Goal Kicking %	
1	D. McKenzie	New Zealand	11	729	46	14	16	5	30	9	76.7%
2	S. Lee	Japan	7	461	29	1	8	1	21	0	96.7%
3	J. Crowley	Ireland	7	539	27	10	12	3	15	7	73.0%
4	T. Ramos	France	5	400	25	3	13	2	12	1	89.3%
5	T. Alborno	Argentina	9	451	24	10	5	2	19	8	70.6%
6	P. Garbisi	Italy	8	613	23	8	10	4	13	4	74.2%
7	H. Pollard	South Africa	8	334	22	5	13	3	9	2	81.5%
7	F. Russell	Scotland	5	400	22	1	11	0	11	1	95.7%
7	N. Lolesio	Australia	8	511	22	6	12	3	10	3	78.6%
7	S. Feinberg-Mngomezulu	South Africa	8	384	22	7	8	3	14	4	75.9%

## GOAL KICKING (%)\*

		Games	Kicks	Made	Available Points	Points Scored	Expected Points	Pts Gained	Goal Kicking %	
1	Martin Page-Relo	Italy	4	6	6	18	18	4.3	13.7	100.0%
1	Leo Berdeu	France	1	7	7	19	19	14.1	4.9	100.0%
3	Seungsin Lee	Japan	6	30	29	69	66	60.9	5.1	96.7%
4	Finn Russell	Scotland	5	23	22	57	55	48.5	6.5	95.7%
5	Ben Donaldson	Australia	4	12	11	28	26	23.6	2.4	91.7%
6	Sam Costelow	Wales	4	10	9	24	21	19.3	1.7	90.0%
6	Santiago Carreras	Argentina	6	20	18	49	45	41.9	3.1	90.0%
8	Thomas Ramos	France	5	28	25	71	63	57.3	5.7	89.3%
9	Ioan Lloyd	Wales	3	7	6	14	12	10.4	1.6	85.7%
9	Ben Thomas	Wales	2	7	6	18	15	12.9	2.1	85.7%
9	Beauden Barrett	New Zealand	2	7	6	14	12	10.2	1.8	85.7%

\*Minimum 5 Kicks at Goal



# PLAYER RANKINGS - TRIES

2024 INTERNATIONALS

## TRIES

		Games	Minutes Played	Tries	Tries / 80	
1	D. van der Merwe	Scotland	8	638	8	1.0
2	C. Clarke	New Zealand	6	431	7	1.3
3	D. Riley	Japan	7	560	6	0.9
3	M. Tele'a	New Zealand	8	486	6	1.0
5	W. Jordan	New Zealand	7	476	5	0.8
5	D. Sheehan	Ireland	6	330	5	1.2
5	M. Carreras	Argentina	9	690	5	0.6
5	I. Feyi-Waboso	England	8	385	5	1.0
9	M. Ioane	Italy	7	555	4	0.6
9	J. Lowe	Ireland	7	560	4	0.6
9	M. Marx	South Africa	9	363	4	0.9
9	A. Savea	New Zealand	10	775	4	0.4
9	M. Mapimpi	South Africa	4	320	4	1.0
9	K. Arendse	South Africa	7	502	4	0.6

## TRY ASSISTS

		Games	Minutes Played	Try Assists	Try Assists / 80	
1	B. Barrett	New Zealand	9	537	7	1.0
2	M. Smith	England	6	348	6	1.4
3	D. McKenzie	New Zealand	11	729	5	0.5
3	H. Jones	Scotland	8	625	5	0.6
3	S. Lee	Japan	7	461	5	0.9
6	A. Hastings	Scotland	4	194	4	1.6
6	A. Mitchell	England	7	451	4	0.7
6	T. Alborno	Argentina	9	451	4	0.7
6	S. Chocobares	Argentina	8	546	4	0.6
6	S. Fujiwara	Japan	7	383	4	0.8
6	P. Garbisi	Italy	8	613	4	0.5
6	J. Dobie	Scotland	5	232	4	1.4

## TRY INVOLVEMENTS

		Games	Minutes Played	Try Involvements	% of Team Total	
1	D. Riley	Japan	7	560	9	17.0%
2	B. Barrett	New Zealand	9	537	8	9.6%
2	D. van der Merwe	Scotland	8	638	8	9.4%
2	H. Jones	Scotland	8	625	8	9.4%
2	M. Tele'a	New Zealand	8	486	8	9.6%
2	M. Smith	England	6	348	8	17.4%
7	C. Clarke	New Zealand	6	431	7	8.4%
7	W. Jordan	New Zealand	7	476	7	8.4%
7	J. Dobie	Scotland	5	232	7	10.9%
7	S. Lee	Japan	7	461	7	13.2%



# PLAYER RANKINGS - CARRIES

2024 INTERNATIONALS

## CARRIES

			Games	Total
1	B. Earl	England	9	147
2	A. Savea	New Zealand	10	133
3	R. Valetini	Australia	9	88
4	P. Matera	Argentina	9	87
4	D. McKenzie	New Zealand	11	87
4	H. Wilson	Australia	7	87
7	J. Barrett	New Zealand	9	86
8	C. Doris	Ireland	7	85
9	W. Sititi	New Zealand	7	83
10	P. du Toit	South Africa	8	82
10	A. Wainwright	Wales	7	82

			Minutes	Per 80*
1	B. Earl	England	720	16.3
2	W. Sititi	New Zealand	419	15.8
3	E. Louw	South Africa	265	15.1
4	G. Alldritt	France	279	14.1
5	A. Savea	New Zealand	775	13.7
6	J. Dempsey	Scotland	406	13.2
7	E. Canakaivata	Fiji	385	13.1
8	T. Ikanivere	Fiji	463	12.4
9	H. Wilson	Australia	560	12.4
10	C. Doris	Ireland	550	12.4

## METRES

			Games	Total
1	B. Earl	England	9	798
2	D. Riley	Japan	7	768
3	A. Savea	New Zealand	10	745
4	M. Carreras	Argentina	9	739
5	D. van der Merwe	Scotland	8	706
6	J. Kriel	South Africa	9	678
7	J. Barrett	New Zealand	9	674
8	C. Clarke	New Zealand	6	667
9	W. Jordan	New Zealand	7	662
10	J. Lowe	Ireland	7	642

			Minutes	Per 80*
1	C. Clarke	New Zealand	431	123.7
2	I. Masi	Fiji	270	120.9
3	W. Sititi	New Zealand	419	115.5
4	Y. Yazaki	Japan	374	113.5
5	K. Rowe	Scotland	427	112.5
6	W. Jordan	New Zealand	476	111.2
7	T. Alborno	Argentina	451	110.4
8	D. Riley	Japan	560	109.6
9	M. Tuitama	Japan	360	108.5
10	V. Karawalevu	Fiji	399	106.4

## DEFENDERS BEATEN

			Games	Total
1	M. Tele'a	New Zealand	8	39
2	B. Earl	England	9	35
3	D. van der Merwe	Scotland	8	33
4	D. McKenzie	New Zealand	11	31
5	C. Kolbe	South Africa	7	29
5	A. Savea	New Zealand	10	29
5	M. Carreras	Argentina	9	29
8	D. Penaud	France	5	27
9	M. Ioane	Italy	7	26
9	D. Riley	Japan	7	26

			Minutes	Per 80*
1	M. Tele'a	New Zealand	486	6.4
2	D. Penaud	France	400	5.4
3	M. Tuitama	Japan	360	4.9
4	K. Rowe	Scotland	427	4.5
5	S. Feinberg-Mngomez	South Africa	384	4.4
6	I. Feyi-Waboso	England	385	4.4
7	C. Clarke	New Zealand	431	4.3
8	C. Kolbe	South Africa	560	4.1
9	D. van der Merwe	Scotland	638	4.1
10	A. Aumua	New Zealand	311	4.1

\*Minimum 240 minutes played



# PLAYER RANKINGS - PASSING

2024 INTERNATIONALS

## PASSES

		Games	Total	
1	S. Fujiwara	Japan	7	472
2	F. Lomani	Fiji	7	396
3	J. Gordon	Australia	6	388
4	T. Perenara	New Zealand	8	360
5	G. Bertranou	Argentina	8	359
6	A. Mitchell	England	7	336
7	J. Gibson-Park	Ireland	5	333
8	C. Ratima	New Zealand	9	327
9	T. Williams	Wales	5	303
10	D. McKenzie	New Zealand	11	252

		Minutes	Per 80*	
1	S. Fujiwara	Japan	383	98.6
2	J. Gibson-Park	Ireland	299	89.1
3	J. Gordon	Australia	364	85.3
4	C. Ratima	New Zealand	315	83.0
5	T. Williams	Wales	296	81.9
6	T. Perenara	New Zealand	358	80.4
7	F. Lomani	Fiji	428	74.0
8	G. Bertranou	Argentina	430	66.8
9	A. Mitchell	England	451	59.6
10	B. White	Scotland	274	58.7

## PASSING ACCURACY\*\*

		Total	%	
1	G. Williams	South Africa	166	99.4%
2	K. Hardy	Wales	110	99.1%
3	B. Serin	France	101	99.0%
4	J. Dobie	Scotland	153	98.7%
5	S. Varney	Italy	149	98.7%
6	N. White	Australia	135	98.5%
7	C. Ratima	New Zealand	327	98.5%
8	E. Bevan	Wales	125	98.4%
9	G. Horne	Scotland	193	97.9%
10	T. Williams	Wales	303	97.7%

## BREAK ASSIST PASSES

		Games	Total	
1	D. McKenzie	New Zealand	11	16
2	S. McDowall	Scotland	5	7
3	S. Tuipulotu	Scotland	6	6
3	A. Fassi	South Africa	6	6
5	G. Ford	England	6	5
5	S. Kolisi	South Africa	6	5
5	R. Henshaw	Ireland	7	5
5	S. Chocobares	Argentina	8	5
5	P. Garbisi	Italy	8	5
5	J. Oviedo	Argentina	8	5

## OFFLOADS

		Games	Total	
1	S. Reece	New Zealand	8	14
2	J. Lowe	Ireland	7	12
2	M. Tele'a	New Zealand	8	12
2	W. Sititi	New Zealand	7	12
5	D. Penaud	France	5	11
6	M. Ioane	Italy	7	10
6	D. McKenzie	New Zealand	11	10
6	H. Jones	Scotland	8	10
6	R. Snyman	South Africa	3	10
10	J. Mallia	Argentina	6	9
10	J. Oviedo	Argentina	8	9

		Minutes	Per 80*	
1	W. Sititi	New Zealand	419	2.3
2	D. Penaud	France	400	2.2
3	S. Reece	New Zealand	536	2.1
4	M. Tele'a	New Zealand	486	2.0
5	L. Barre	France	312	1.8
6	B. Dixon	South Africa	271	1.8
7	J. Lowe	Ireland	560	1.7
8	S. Waqa	Japan	286	1.7
9	J. Mallia	Argentina	444	1.6
10	I. Masi	Fiji	270	1.5

\*Minimum 240 minutes played \*\*Minimum 100 Passes



# PLAYER RANKINGS - KICKS

2024 INTERNATIONALS

## KICKS IN PLAY

		Games	Total
1	D. McKenzie	New Zealand	11 94
2	F. Russell	Scotland	5 81
3	A. Mitchell	England	7 79
4	P. Garbisi	Italy	8 68
5	B. Barrett	New Zealand	9 55
6	J. Crowley	Ireland	7 54
6	S. Lee	Japan	7 54
8	T. Albornoz	Argentina	9 53
8	S. Carreras	Argentina	9 53
10	F. Lomani	Fiji	7 52

		Minutes	Per 80*
1	F. Russell	Scotland	400 16.2
2	B. White	Scotland	274 14.0
3	A. Mitchell	England	451 14.0
4	T. Williams	Wales	296 13.5
5	S. Varney	Italy	246 12.0
6	S. Feinberg-Mngomez	South Africa	384 10.4
7	D. McKenzie	New Zealand	729 10.3
8	G. Ford	England	362 9.9
9	F. Lomani	Fiji	428 9.7
10	G. Williams	South Africa	240 9.7

## KICKING METRES

		Games	Total
1	D. McKenzie	New Zealand	11 2,835
2	F. Russell	Scotland	5 2,822
3	A. Mitchell	England	7 2,163
4	P. Garbisi	Italy	8 2,149
5	T. Albornoz	Argentina	9 2,031
6	J. Lowe	Ireland	7 1,988
7	S. Carreras	Argentina	9 1,956
8	S. Lee	Japan	7 1,889
9	S. Feinberg-Mngomez	South Africa	8 1,485
10	B. Barrett	New Zealand	9 1,481

		Minutes	Per 80*
1	F. Russell	Scotland	400 564.3
2	A. Mitchell	England	451 383.6
3	B. White	Scotland	274 368.4
4	T. Williams	Wales	296 367.2
5	T. Albornoz	Argentina	451 360.3
6	S. Lee	Japan	461 327.8
7	D. McKenzie	New Zealand	729 311.1
8	S. Carreras	Argentina	505 309.8
9	S. Feinberg-Mngomez	South Africa	384 309.4
10	G. Ford	England	362 293.6

## METRES / KICKS IN PLAY\*\*

		Games	Avg*
1	Leo Barre	France	4 40.2
2	James Lowe	Ireland	7 39.8
3	Cameron Winnett	Wales	7 39.2
4	Tomas Albornoz	Argentina	9 38.3
5	Juan Cruz Mallia	Argentina	6 38.1
6	Santiago Carreras	Argentina	9 36.9
7	Jordie Barrett	New Zealand	9 36.6
8	Seungsin Lee	Japan	7 35.0
9	Finn Russell	Scotland	5 34.8
10	Thomas Ramos	France	5 33.5

\*Minimum 240 minutes played \*\*Minimum 2 Kicks / 80min



# PLAYER RANKINGS - LINEOUTS

2024 INTERNATIONALS

## LINEOUTS WON (INC. STEALS)

		Games	Total	
1	F. Ruzza	Italy	8	45
2	W. Dearn	Japan	8	43
3	M. Itoje	England	9	38
4	E. Etzebeth	South Africa	9	36
5	R. Nortje	South Africa	5	34
6	N. Frost	Australia	6	30
7	D. Jenkins	Wales	7	29
8	S. Cummings	Scotland	7	28
8	L. Salakaia-Loto	Australia	7	28
8	J. Gonzalez	Argentina	6	28

		Minutes	Per 80*	
1	F. Ruzza	Italy	488	7.4
2	R. Nortje	South Africa	369	7.4
3	L. Salakaia-Loto	Australia	367	6.1
4	N. Frost	Australia	396	6.1
5	J. Gonzalez	Argentina	398	5.6
6	W. Dearn	Japan	625	5.5
7	E. Etzebeth	South Africa	543	5.3
8	F. Molina	Argentina	362	5.1
9	O. Chessum	England	331	5.1
10	A. Beard	Wales	319	5.0

## LINEOUT STEALS

		Games	Total	
1	W. Dearn	Japan	8	8
2	M. Derenalagi	Fiji	6	6
3	L. Salakaia-Loto	Australia	7	5
4	M. Itoje	England	9	4
4	P. du Toit	South Africa	8	4
4	N. Frost	Australia	6	4
4	T. Vaa'i	New Zealand	10	4
4	J. Moro	Argentina	1	4
9	E. Etzebeth	South Africa	9	3
9	T. Beirne	Ireland	6	3
9	S. Cummings	Scotland	7	3
9	M. Lamaro	Italy	8	3
9	J. Williams	Australia	8	3
9	I. Nasilasila	Fiji	6	3
9	O. Chessum	England	5	3

		Minutes	Per 80*	
1	M. Derenalagi	Fiji	406	1.2
2	L. Salakaia-Loto	Australia	367	1.1
3	W. Dearn	Japan	625	1.0
4	N. Frost	Australia	396	0.8
5	O. Chessum	England	331	0.7
6	P. Tuipulotu	New Zealand	253	0.6
7	E. Ashman	Scotland	273	0.6
8	J. Williams	Australia	431	0.6
9	T. Vaa'i	New Zealand	585	0.5
10	E. Blackadder	New Zealand	309	0.5

## LINEOUT THROWS WON

		Games	Total	
1	J. George	England	9	88
2	C. Taylor	New Zealand	9	81
3	J. Montoya	Argentina	7	59
3	T. Ikanivere	Fiji	7	59
3	M. Harada	Japan	8	59
6	M. Faessler	Australia	7	54
7	B. Mbonambi	South Africa	7	53
8	M. Marx	South Africa	9	50
8	E. Dee	Wales	5	50
10	G. Nicotera	Italy	7	49

## LINEOUT SUCCESS RATE\*\*

		Games	Total*	
1	E. Dee	Wales	5	96.2%
2	I. Ruiz	Argentina	8	91.7%
3	B. Mbonambi	South Africa	7	91.4%
4	J. George	England	9	90.7%
5	D. Sheehan	Ireland	6	88.7%
6	M. Faessler	Australia	7	88.5%
7	M. Harada	Japan	8	88.1%
8	C. Taylor	New Zealand	9	87.1%
9	J. Montoya	Argentina	7	86.8%
10	G. Turner	Scotland	5	86.1%

\*Minimum 240 minutes played \*\*Minimum 2 lineout throws / 80



# PLAYER RANKINGS - TACKLES & TURNOVERS

2024 INTERNATIONALS

## SUCCESSFUL TACKLES

		Games	Total	
1	M. Lamaro	Italy	8	143
2	R. Darge	Scotland	8	120
3	B. Earl	England	9	116
4	D. Jenkins	Wales	7	115
5	T. Reffell	Wales	7	113
6	A. Savea	New Zealand	10	109
7	N. Cannone	Italy	8	104
8	P. du Toit	South Africa	8	102
8	M. Kremer	Argentina	8	102
10	M. Itoje	England	9	98
10	S. Barrett	New Zealand	8	98

## DOMINANT TACKLES

		Games	Total	
1	R. Darge	Scotland	8	16
2	P. Schoeman	Scotland	9	15
3	M. Lamaro	Italy	8	12
4	M. Kremer	Argentina	8	11
4	N. Cannone	Italy	8	11
4	W. Dearn	Japan	8	11
7	S. Cummings	Scotland	7	10
7	T. Freeman	England	9	10
7	T. Menoncello	Italy	8	10
10	P. Matera	Argentina	9	9

## TURNOVERS WON

		Games	Total	
1	W. Dearn	Japan	8	12
2	M. Derenalagi	Fiji	6	10
3	M. Itoje	England	9	9
4	T. Reffell	Wales	7	8
4	T. Vaa'i	New Zealand	10	8
6	T. Beirne	Ireland	6	7
7	S. Barrett	New Zealand	8	6
7	P. du Toit	South Africa	8	6
7	A. Savea	New Zealand	10	6
7	S. Underhill	England	8	6
7	N. Frost	Australia	6	6

		Minutes	Per 80*	
1	G. Lucchesi	Italy	302	19.6
2	L. Cannone	Italy	290	19.6
3	C. Tizzano	Australia	307	19.3
4	M. Lamaro	Italy	607	18.8
5	C. Cunningham-South England		306	18.3
6	R. Vintcent	Italy	364	18.2
7	R. Darge	Scotland	539	17.8
8	D. Jenkins	Wales	530	17.4
9	T. Costley	Japan	272	17.4
10	A. Bell	Australia	264	17.0

## TACKLE SUCCESS RATE\*\*

		Minutes	%*	
1	G. Gilchrist	Scotland	371	100.0%
2	E. Dee	Wales	298	97.9%
3	J. George	England	548	93.8%
3	E. Bello	Argentina	256	93.8%
5	Z. Fagerson	Scotland	401	93.6%
6	T. Beirne	Ireland	470	93.4%
7	L. Cannone	Italy	290	93.4%
8	J. Dempsey	Scotland	406	92.9%
9	M. Leitch	Japan	240	92.9%
9	E. Ashman	Scotland	273	92.9%

		Minutes	Per 80*	
1	M. Derenalagi	Fiji	406	2.0
2	P. Tuiapulotu	New Zealand	253	1.6
3	W. Dearn	Japan	625	1.5
4	G. Lucchesi	Italy	302	1.3
5	N. Frost	Australia	396	1.2
6	T. Reffell	Wales	536	1.2
7	T. Beirne	Ireland	470	1.2
8	L. Cannone	Italy	290	1.1
9	T. Vaa'i	New Zealand	585	1.1
10	L. Salakaia-Loto	Australia	367	1.1

\*Minimum 240 minutes played \*\*Minimum 5 tackles / 80



# PLAYER RANKINGS - DISCIPLINE

2024 INTERNATIONALS

## PENS CONCEDED

		Games	Total	
1	J. Slipper	Australia	6	7
1	D. van der Merwe	Scotland	8	7
1	H. Wilson	Australia	7	7
1	H. Hetet	Fiji	7	7
1	G. Brown	Scotland	4	7
1	S. Takeuchi	Japan	8	7
1	R. Vintcent	Italy	7	7
1	W. Sیتی	New Zealand	7	7
9	S. Cane	New Zealand	7	6
9	P. Schoeman	Scotland	9	6
9	J. Montoya	Argentina	7	6
9	P. du Toit	South Africa	8	6
9	S. Waqa	Japan	6	6
9	G. Zilocchi	Italy	6	6
9	W. Stuart	England	9	6
9	H. Paisami	Australia	7	6
9	J. Barrett	New Zealand	9	6
9	E. Blackadder	New Zealand	4	6
9	M. Lamaro	Italy	8	6
9	C. Clarke	New Zealand	6	6
9	S. Tawake	Fiji	6	6
9	E. Ashman	Scotland	8	6
9	T. Ikanivere	Fiji	7	6

		Minutes	Per 80*	
1	J. Sclavi	Argentina	270	2.7
2	A. Porter	Ireland	439	2.4
3	H. Hetet	Fiji	240	2.3
4	G. Lucchesi	Italy	302	2.1
5	Z. Fagerson	Scotland	401	1.8
6	E. Ashman	Scotland	273	1.8
7	S. Waqa	Japan	286	1.7
8	T. Tupou	Australia	255	1.6
8	T. Williams	New Zealand	408	1.6
10	E. Blackadder	New Zealand	309	1.6

## CARDS

		Games	Yellows	
1	K. Arendse	South Africa	7	3
2	A. Kellaway	Australia	9	2
2	P. O'Mahony	Ireland	6	2
2	A. Lienert-Brown	New Zealand	11	2
2	C. Clarke	New Zealand	6	2
2	A. Fassi	South Africa	6	2
2	E. Ashman	Scotland	8	2
8	E. Daly	England	5	1
8	U. Atonio	France	5	1
8	W. Le Roux	South Africa	4	1
8	O. Tu'ungafasi	New Zealand	8	1
8	J. Wiese	South Africa	4	1
8	D. van der Merwe	Scotland	8	1
8	M. Marx	South Africa	9	1
8	J. Kriel	South Africa	9	1

		Games	Reds	
1	P. Matera	Argentina	9	1
1	J. Danty	France	3	1
1	A. Esterhuizen	South Africa	2	1
1	P. Willemse	France	1	1
1	C. Ewels	England	1	1
1	A. Cocagi	Fiji	1	1
1	F. Daugunu	Australia	4	1
1	K. Shimokawa	Japan	6	1

\*Minimum 240 minutes played



**PLAYER COMPARISON**  
**2024 INTERNATIONALS**  
**IRELAND & NEW ZEALAND**

# PLAYER COMPARISON - POINTS

2024 INTERNATIONALS

POINTS							
IRELAND			NEW ZEALAND				
		Games	Total				
1	J. Crowley	7	71	1	D. McKenzie	11	113
2	D. Sheehan	6	25	2	C. Clarke	6	35
3	J. Lowe	7	20	3	M. Tele'a	8	30
4	C. Frawley	5	11	4	W. Jordan	7	25
5	C. Murray	6	10	5	A. Savea	10	20
5	T. Beirne	6	10				
5	C. Nash	7	10				

TRIES							
IRELAND			NEW ZEALAND				
		Games	Total				
1	D. Sheehan	6	5	1	C. Clarke	6	7
2	J. Lowe	7	4	2	M. Tele'a	8	6
3	C. Murray	6	2	3	W. Jordan	7	5
3	T. Beirne	6	2	4	A. Savea	10	4
3	C. Nash	7	2	5	S. Reece	8	3

GOAL KICKING*									
IRELAND			NEW ZEALAND						
	Made	Missed	%						
1	J. Crowley	27	10	73.0%	1	B. Barrett	6	1	85.7%
					2	D. McKenzie	46	14	76.7%

\*Minimum 5 Kicks at Goal

# PLAYER COMPARISON - CARRIES

2024 INTERNATIONALS

CARRIES							
IRELAND			NEW ZEALAND				
		Games	Total				
1	C. Doris	7	85	1	A. Savea	10	133
2	J. Lowe	7	63	2	D. McKenzie	11	87
3	R. Henshaw	7	58	3	J. Barrett	9	86
4	B. Aki	5	57	4	W. Sititi	7	83
5	J. Crowley	7	54	5	T. Vaa'i	10	69

METRES							
IRELAND			NEW ZEALAND				
		Games	Total				
1	J. Lowe	7	642.3	1	A. Savea	10	745.0
2	C. Doris	7	426.3	2	J. Barrett	9	674.2
3	B. Aki	5	406.0	3	C. Clarke	6	666.7
4	C. Nash	7	340.9	4	W. Jordan	7	661.9
5	R. Henshaw	7	334.0	5	W. Sititi	7	604.8

DEFENDERS BEATEN							
IRELAND			NEW ZEALAND				
		Games	Total				
1	J. Lowe	7	18	1	M. Tele'a	8	39
2	R. Henshaw	7	15	2	D. McKenzie	11	31
3	C. Nash	7	14	3	A. Savea	10	29
4	B. Aki	5	12	4	C. Clarke	6	23
5	C. Doris	7	11	5	W. Jordan	7	21
5	J. Crowley	7	11				

# PLAYER COMPARISON - PASSING

2024 INTERNATIONALS

PASSES							
IRELAND			NEW ZEALAND				
		Games	Total				
1	J. Gibson-Park	5	333	1	T. Perenara	8	360
2	J. Crowley	7	194	2	C. Ratima	9	327
3	C. Casey	2	149	3	D. McKenzie	11	252
4	C. Murray	6	126	4	B. Barrett	9	118
5	J. Lowe	7	55	5	C. Roigard	2	83

PASSING ACCURACY%**							
IRELAND			NEW ZEALAND				
		Games	Total				
1	J. Gibson-Park	5	97.6%	1	C. Ratima	9	98.5%
2	C. Casey	2	97.3%	2	T. Perenara	8	97.2%
3	C. Murray	6	95.2%	3	B. Barrett	9	94.9%
4	J. Crowley	7	94.8%	4	D. McKenzie	11	92.9%

OFFLOADS							
IRELAND			NEW ZEALAND				
		Games	Total				
1	J. Lowe	7	12	1	S. Reece	8	14
2	R. Henshaw	7	6	2	M. Tele'a	8	12
2	J. Crowley	7	6	2	W. Sittit	7	12
4	S. McCloskey	3	3	4	D. McKenzie	11	10
4	C. Nash	7	3	5	B. Barrett	9	8
4	C. Doris	7	3	5	W. Jordan	7	8
4	R. Kelleher	7	3				
4	J. McCarthy	7	3				

# PLAYER COMPARISON - KICKS

2024 INTERNATIONALS

KICKS IN PLAY							
IRELAND			NEW ZEALAND				
		Games	Total				
1	J. Crowley	7	54	1	D. McKenzie	11	94
2	J. Lowe	7	50	2	B. Barrett	9	55
3	J. Gibson-Park	5	33	3	C. Ratima	9	25
4	C. Casey	2	17	4	T. Perenara	8	23
5	C. Murray	6	14	5	J. Barrett	9	22

KICKING METRES							
IRELAND			NEW ZEALAND				
		Games	Total				
1	J. Lowe	7	1,988.0	1	D. McKenzie	11	2,835.1
2	J. Crowley	7	1,281.1	2	B. Barrett	9	1,480.7
3	J. Gibson-Park	5	785.6	3	J. Barrett	9	806.2
4	C. Casey	2	392.2	4	T. Perenara	8	550.9
5	C. Frawley	5	305.5	5	C. Ratima	9	486.7

METRES / KICKS IN PLAY**							
IRELAND			NEW ZEALAND				
		Games	Avg*				
1	J. Lowe	7	39.8	1	C. Clarke	6	39.4
2	J. Gibson-Park	5	23.8	2	J. Barrett	9	36.6
3	J. Crowley	7	23.7	3	D. McKenzie	11	30.2
				4	W. Jordan	7	28.1
				5	B. Barrett	9	26.9

\*Minimum 240 minutes played \*\*Minimum 2 Kicks / 80min

# PLAYER COMPARISON - LINEOUTS

2024 INTERNATIONALS

## LINEOUTS WON (INC. STEALS)

IRELAND			NEW ZEALAND		
	Games	Total		Games	Total
1 T. Beirne	6	23	1 T. Vaa'i	10	22
2 R. Baird	7	14	2 S. Barrett	8	21
3 P. O'Mahony	6	12	3 A. Savea	10	20
4 J. McCarthy	7	9	4 W. Sیتی	7	19
5 C. Doris	7	8	5 S. Darry	7	15

## LINEOUT STEALS

IRELAND			NEW ZEALAND		
	Games	Total		Games	Total
1 T. Beirne	6	3	1 T. Vaa'i	10	4
2 J. Ryan	5	2	2 P. Tuipulotu	5	2
3 R. Kelleher	7	1	2 E. Blackadder	4	2
3 R. Baird	7	1	2 W. Sیتی	7	2
3 J. McCarthy	7	1	5 C. Taylor	9	1
			5 A. Savea	10	1
			5 L. Jacobson	6	1
			5 S. Finau	5	1
			5 J. Lord	3	1
			5 S. Darry	7	1

## LINEOUT THROWS WON

IRELAND			NEW ZEALAND		
	Games	Total		Games	Total
1 D. Sheehan	6	47	1 C. Taylor	9	81
2 R. Kelleher	7	29	2 A. Aumua	11	48
3 R. Herring	1	4	3 G. Bell	2	8
			4 B. Barrett	9	1
			4 D. McKenzie	11	1
			4 W. Jordan	7	1

# PLAYER COMPARISON - TACKLES

2024 INTERNATIONALS

<b>SUCCESSFUL TACKLES</b>							
<b>IRELAND</b>			<b>NEW ZEALAND</b>				
		Games	Total				
1	C. Doris	7	70	1	A. Savea	10	109
2	J. van der Flier	7	57	2	S. Barrett	8	98
2	T. Beirne	6	57	3	T. Vaa'i	10	82
4	P. O'Mahony	6	53	4	C. Taylor	9	81
4	A. Porter	7	53	5	S. Cane	7	77

<b>DOMINANT TACKLES</b>							
<b>IRELAND</b>			<b>NEW ZEALAND</b>				
		Games	Total				
1	C. Nash	7	6	1	P. Tuipulotu	5	8
2	T. Furlong	6	5	1	A. Savea	10	8
2	J. Ryan	5	5	3	S. Cane	7	7
2	J. McCarthy	7	5	3	S. Reece	8	7
5	B. Aki	5	3	5	T. Lomax	9	5
5	C. Doris	7	3	5	A. Aumua	11	5
5	J. Crowley	7	3	5	M. Tele'a	8	5

<b>TURNOVERS WON</b>							
<b>IRELAND</b>			<b>NEW ZEALAND</b>				
		Games	Total				
1	T. Beirne	6	7	1	T. Vaa'i	10	8
2	C. Doris	7	4	2	S. Barrett	8	6
3	J. Lowe	7	3	2	A. Savea	10	6
3	J. van der Flier	7	3	4	P. Tuipulotu	5	5
3	R. Kelleher	7	3	5	C. Taylor	9	4
3	J. McCarthy	7	3	5	E. Blackadder	4	4
				5	C. Ratima	9	4

# PLAYER COMPARISON - DISCIPLINE

2024 INTERNATIONALS

## PENS CONCEDED

IRELAND		
	Games	Total
1 A. Porter	7	13
2 J. McCarthy	7	8
3 T. Furlong	6	5
4 B. Aki	5	4
4 J. Lowe	7	4
4 J. Ryan	5	4
4 R. Kelleher	7	4

NEW ZEALAND		
	Games	Total
1 C. Taylor	9	8
1 T. Lomax	9	8
1 T. Williams	8	8
4 W. Sititi	7	7
5 S. Cane	7	6
5 J. Barrett	9	6
5 E. Blackadder	4	6
5 C. Clarke	6	6

## YELLOW CARDS

IRELAND		
	Games	Total
1 P. O'Mahony	6	2
2 T. Beirne	6	1
2 J. Ryan	5	1
2 C. Doris	7	1
2 R. Kelleher	7	1
2 H. Byrne	2	1

NEW ZEALAND		
	Games	Total
1 A. Lienert-Brown	11	2
1 C. Clarke	6	2
3 O. Tu'ungafasi	8	1
3 T. Lomax	9	1
3 A. Aumua	11	1
3 S. Reece	8	1

## RED CARDS

IRELAND		
	Games	Total

NEW ZEALAND		
	Games	Total