

Insights by **Sage**



PREVIEW REPORT

IRELAND - FIJI

2024 AUTUMN NATIONS SERIES

ROUND 4

23/11/2024





IRELAND vs FIJI

2024 AUTUMN NATIONS SERIES



OPTA FACTS

- Ireland have won each of their previous five Test matches against Fiji, scoring 5+ tries in four of those games; Ireland's last two games against Fiji have been won by fewer than 20 points after each of the first three had come by 35+ point margins.
- Ireland have alternated between wins and losses across their last seven Test matches (W4 L3), winning their most recent (22-19 v Argentina) – five of Ireland's last six Tests have been decided by margins of a converted try or less.
- Ireland have won 20 of their last 21 Test matches on home soil (L1), however, their sole loss during that period came earlier this month against Oceanic opposition (13-23 v New Zealand) – Ireland haven't lost two matches in Dublin in a calendar year since 2013 (L3).
- Fiji have won six of their last seven Test matches (L1), including each of their last two despite trailing at half-time on both occasions – overall, the Flying Fijians have won seven Tests in 2024, already their second most in a calendar year, only behind 1999 (8).
- Fiji have won three of their last four Test matches against European sides (L1), including each of their last two, however, the Pacific Islanders have never won three in a row against such opposition.
- Ireland have conceded both the fewest 22 entries per match (6.8) and the fewest points per entry (1.7) of any men's Tier 1 Test side in 2024, while Fiji conceded the fewest entries per game (7.3) and the fewest points per entry (1.8) of any team in this year's Pacific Nations Cup.
- Ireland have moved the ball beyond the first receiver on a higher share of their attacking phases than any other side in men's Tier 1 rugby in 2024 (31%) and opted to attack the openside of the pitch from a higher percentage of their phases than any other team in the last round of Autumn Nations Series fixtures (96%).
- Fiji stole 28% of their opponents' lineouts in this year's Pacific Nations Cup, the best rate of any team, and stole three in their Test against Spain last week; Ireland won 21% of opposition lineouts during the Six Nations this year, the highest rate of any side, and had the joint best success rate on their own throw (91%, also England).
- Should Cian Healy feature in this match, he will earn his 134th cap for Ireland, overtaking Brian O'Driscoll (133) as their most-capped player – among props, only Australia's James Slipper has earned more caps for a single nation in men's Test rugby (142).
- Fiji's Meli Derenalagi won seven turnovers in the 2024 Pacific Nations Cup, at least three more than any other player, however, he failed to win a turnover in Fiji's first two games of this year's Autumn Nations Series, despite starting both matches.

MATCH SQUADS

2024 AUTUMN NATIONS SERIES

Ireland	#	Fiji
Jamie Osborne	15	Vuate Karawalevu
Mack Hansen	14	Jiuta Wainiqolo
Robbie Henshaw	13	Waisea Nayacalevu
Bundee Aki	12	Josua Tuisova
Jacob Stockdale	11	Ponipate Loganimasi
Sam Prendergast	10	Caleb Muntz
Craig Casey	9	Frank Lomani
Andrew Porter	1	Eroni Mawi
Gus McCarthy	2	Tevita Ikanivere
Finlay Bealham	3	Luke Tagi
Joe McCarthy	4	Mesake Vocevoce
Tadhg Beirne	5	Temo Mayanavanua
Cormac Izuchukwu	6	Meli Derenalagi
Josh van der Flier	7	Kitione Salawa
Caelan Doris	8	Elia Canakaivata
Ronan Kelleher	16	Sam Matavesi
Tom O'Toole	17	Haareiti Hetet
Thomas Clarkson	18	Samu Tawake
Iain Henderson	19	Setareki Turagacoke
Cian Prendergast	20	Albert Tuisue
Conor Murray	21	Peni Matawalu
Ciaran Frawley	22	Vilimoni Botitu
Stuart McCloskey	23	Sireli Maqala



IRELAND MATCH SQUAD DETAILS

2024 AUTUMN NATIONS SERIES

#	Player	Age	Height	Weight	Caps	Points	Tries
15	Jamie Osborne	23	193	94	4	5	1
14	Mack Hansen	26	188	89	23	50	10
13	Robbie Henshaw	31	185	95	75	50	10
12	Bundee Aki	34	178	102	58	80	16
11	Jacob Stockdale	28	191	104	37	95	19
10	Sam Prendergast	21	193	91	1	0	0
9	Craig Casey	25	165	75	16	0	0
1	Andrew Porter	28	183	125	68	30	6
2	Gus McCarthy	0	0	0	0	0	0
3	Finlay Bealham	33	188	119	44	15	3
4	Joe McCarthy	23	198	112	14	10	2
5	Tadhg Beirne	32	198	113	54	55	11
6	Cormac Izuchukwu	24	201	118	0	0	0
7	Josh van der Flier	31	183	105	66	55	11
8	Caelan Doris	26	193	106	45	30	6
16	Ronan Kelleher	26	185	108	35	35	7
17	Tom O'Toole	26	184	120	14	0	0
18	Thomas Clarkson	24	183	113	1	0	0
19	Iain Henderson	32	199	119	82	30	6
20	Cian Prendergast	24	193	112	3	0	0
21	Conor Murray	35	188	93	119	115	18
22	Ciaran Frawley	26	188	92	7	13	1
23	Stuart McCloskey	32	193	112	18	20	4

FIJI MATCH SQUAD DETAILS

2024 AUTUMN NATIONS SERIES

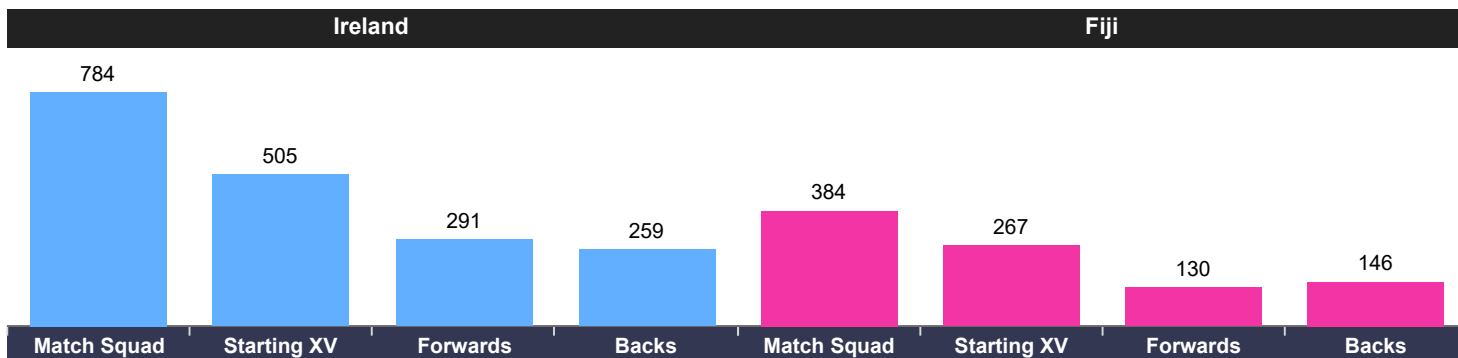


#	Player	Age	Height	Weight	Caps	Points	Tries
15	Vuata Karawalevu	23	193	104	6	15	3
14	Jiuta Wainiqolo	25	187	97	12	5	1
13	Waisea Nayacalevu	34	193	105	42	100	20
12	Josua Tuisova	30	180	113	24	55	11
11	Ponipate Loganimasi	26	189	91	3	15	3
10	Caleb Muntz	25	178	87	12	119	1
9	Frank Lomani	28	179	86	38	82	10
1	Eroni Mawi	28	188	131	38	10	2
2	Tevita Ikanivere	25	182	114	20	30	6
3	Luke Tagi	27	187	130	15	0	0
4	Mesake Vocevoce	21	197	106	6	0	0
5	Temo Mayanavanua	27	197	120	22	5	1
6	Meli Derenalagi	25	192	100	12	10	2
7	Kitione Salawa	23	192	95	8	15	3
8	Elia Canakaivata	28	185	104	9	20	4
16	Sam Matavesi	32	180	110	30	30	6
17	Haereiti Hetet	27	184	130	12	0	0
18	Samu Tawake	28	183	120	10	0	0
19	Setareki Turagacoke	0	0	0	1	0	0
20	Albert Tuisue	31	188	115	31	15	3
21	Peni Matawalu	27	175	78	10	5	1
22	Vilimoni Botitu	26	180	92	13	18	2
23	Sireli Maqala	24	172	88	10	5	1

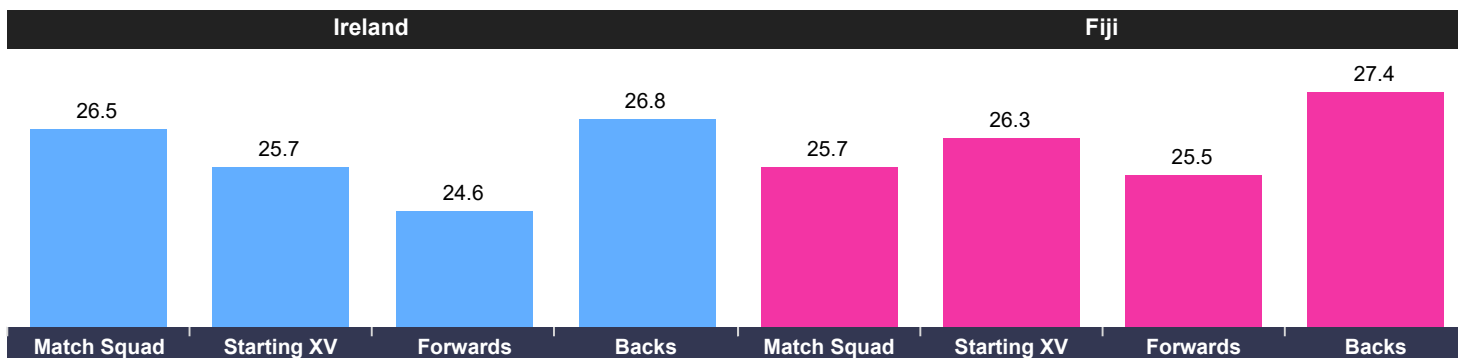
MATCH SQUAD - SQUAD COMPARISON

2024 AUTUMN NATIONS SERIES

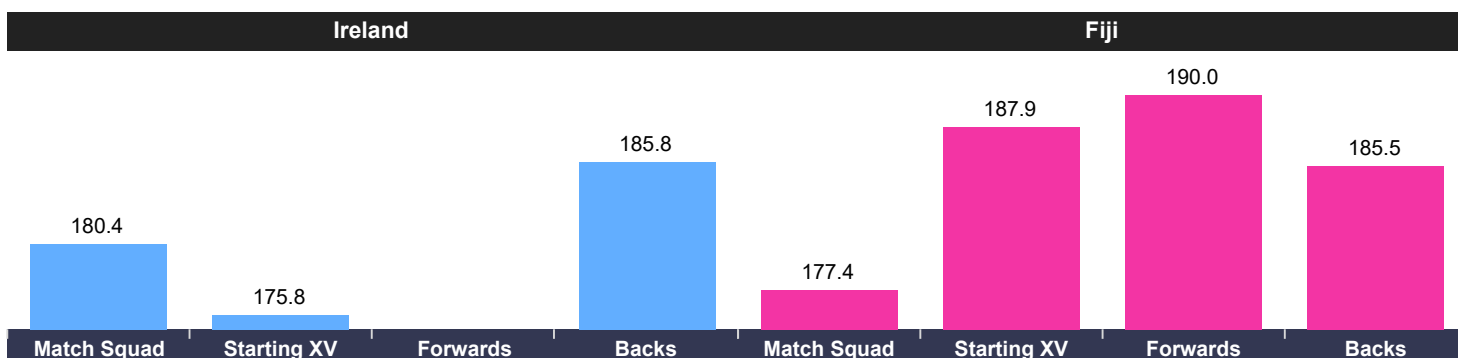
CAPS - TOTAL



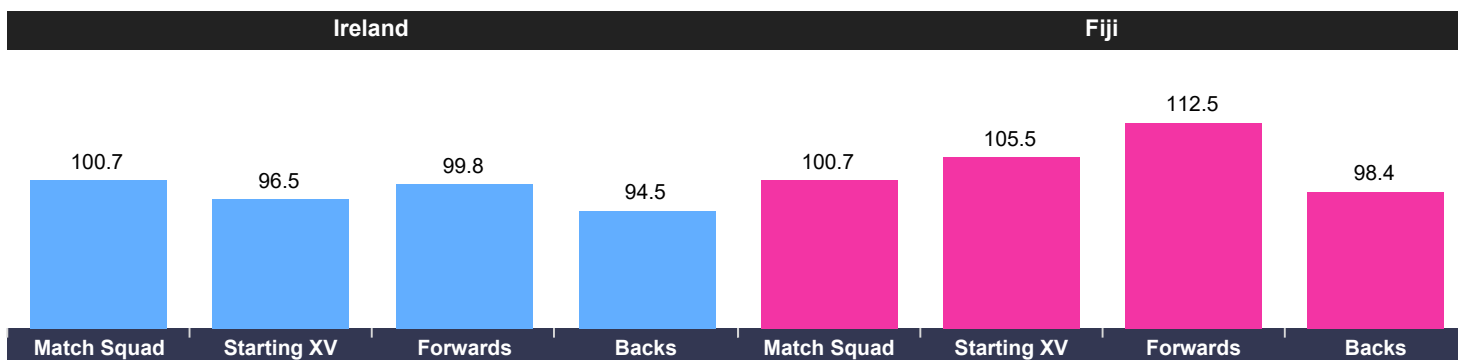
AGE - AVERAGES



HEIGHT - AVERAGES



WEIGHT - AVERAGES



LAST MATCH DETAILS

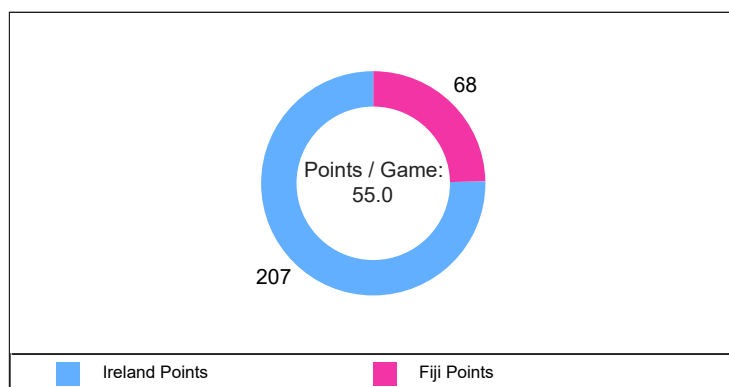
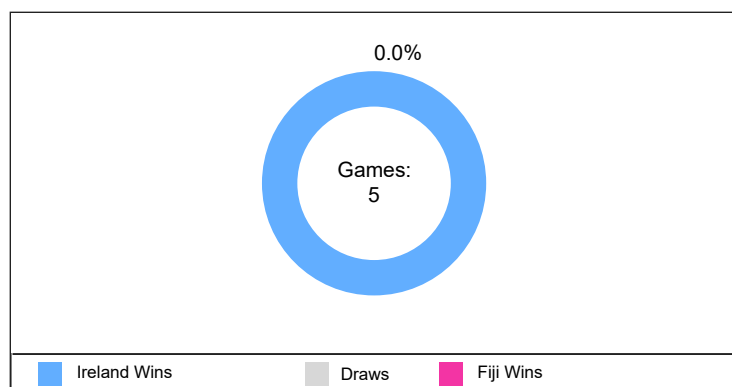
IRELAND Autumn Nations Series v Argentina (15/11/2024) 22-19 (W)								
#	Player	Minutes	Points	Tries	Ball Carries	Kicks	Tackles	Cards
15	Hugo Keenan	80	0	0	16	0	3	0
14	Mack Hansen	80	5	1	11	0	6	0
13	Garry Ringrose	80	0	0	10	0	17	0
12	Robbie Henshaw	62	0	0	13	0	11	0
11	James Lowe	80	0	0	13	2	8	0
10	Jack Crowley	62	12	1	7	6	12	0
9	Jamison Gibson-Park	74	0	0	5	7	5	0
1	Andrew Porter	66	0	0	8	0	16	0
2	Ronan Kelleher	63	0	0	7	0	18	0
3	Finlay Bealham	40	0	0	3	0	13	1
4	Joe McCarthy	69	5	1	11	0	17	1
5	James Ryan	62	0	0	7	0	17	0
6	Tadhg Beirne	80	0	0	9	0	16	0
7	Josh van der Flier	75	0	0	14	1	27	0
8	Caelan Doris	80	0	0	11	1	22	0
16	Rob Herring	17	0	0	4	0	7	0
17	Cian Healy	14	0	0	0	0	5	0
18	Thomas Clarkson	33	0	0	0	0	7	0
19	Ryan Baird	2	0	0	0	0	1	0
20	Peter O'Mahony	16	0	0	5	0	5	0
21	Craig Casey	6	0	0	3	0	2	0
22	Sam Prendergast	18	0	0	3	1	5	0
23	Jamie Osborne	18	0	0	3	0	4	0
Team Total		-	22	3	163	18	244	2

FIJI Autumn Nations Series v Spain (16/11/2024) 19-33 (W)								
#	Player	Minutes	Points	Tries	Ball Carries	Kicks	Tackles	Cards
15	Isaiah Armstrong-Ravula	55	0	0	7	3	0	0
14	Jiuta Wainiqolo	80	0	0	9	0	4	0
13	Sireli Maqala	80	5	1	6	0	3	0
12	Waisea Nayacalevu	74	5	1	9	0	8	0
11	Ponipate Loganimasi	80	5	1	9	2	4	0
10	Caleb Muntz	80	8	0	4	8	4	0
9	Simione Kuruvoli	54	0	0	4	9	4	1
1	Eroni Mawi	55	0	0	5	0	3	0
2	Sam Matavesi	71	5	1	16	0	6	0
3	Luke Tagi	71	0	0	5	0	6	0
4	Mesake Vocevoce	80	0	0	8	0	5	0
5	Ratu Rotuisolia	65	0	0	2	0	9	0
6	Vilive Miramira	80	0	0	8	0	7	0
7	Saimoni Uluinakauvadra	62	0	0	4	0	6	0
8	Albert Tuisue	80	0	0	11	0	6	0
16	Mesulame Dolokoto	9	0	0	1	0	0	0
17	Haereiti Hetet	25	0	0	3	0	3	0
18	Jone Koroiduadua	9	0	0	3	0	2	0
19	Temo Mayanavanua	15	5	1	2	0	3	0
20	Elia Canakaivata	18	0	0	4	0	1	0
21	Peni Matawalu	14	0	0	0	0	0	0
22	Vilimoni Botitu	25	0	0	3	0	0	0
23	Inia Tabuavou	6	0	0	2	0	1	0
Team Total		-	33	5	125	22	85	1

HEAD TO HEAD

All Time

	Games	Ireland Wins	Draws	Fiji Wins
Overall:	5	5	0	0
Ireland at Home:	5	5	0	0
Fiji at Home:				
Neutral Venue:				



LAST 10 MEETINGS

Year	Date	Team	Score	Opposition	Venue	Winner
2022	12/11/2022	Ireland	35-17	Fiji	Aviva Stadium	Ireland
1995	18/11/1995	Ireland	44-8	Fiji	Lansdowne Road	Ireland
2002	17/11/2002	Ireland	64-17	Fiji	Lansdowne Road	Ireland
2009	21/11/2009	Ireland	41-6	Fiji	Dublin	Ireland
2017	18/11/2017	Ireland	23-20	Fiji	Aviva Stadium	Ireland

RESULTS

Since 2023

IRELAND								
Date	Opponent	Comp	H/A	Result	F	A	TF	TA
04/02/2023	Wales	Six Nations	A	W	34	10	4	1
11/02/2023	France	Six Nations	H	W	32	19	4	1
25/02/2023	Italy	Six Nations	A	W	34	20	5	2
12/03/2023	Scotland	Six Nations	A	W	22	7	3	1
18/03/2023	England	Six Nations	H	W	29	16	4	1
05/08/2023	Italy	International	H	W	33	17	5	2
19/08/2023	England	International	H	W	29	10	5	1
26/08/2023	Samoa	International	H	W	17	13	3	1
09/09/2023	Romania	RWC	H	W	82	8	12	1
16/09/2023	Tonga	RWC	H	W	59	16	8	1
23/09/2023	South Africa	RWC	A	W	13	8	1	1
07/10/2023	Scotland	RWC	H	W	36	14	6	2
14/10/2023	New Zealand	RWC	H	L	24	28	3	3
02/02/2024	France	Six Nations	A	W	38	17	5	2
11/02/2024	Italy	Six Nations	H	W	36	0	6	0
24/02/2024	Wales	Six Nations	H	W	31	7	4	1
09/03/2024	England	Six Nations	A	L	22	23	2	3
16/03/2024	Scotland	Six Nations	H	W	17	13	2	1
06/07/2024	South Africa	International	A	L	20	27	3	3
13/07/2024	South Africa	International	A	W	25	24	1	0
08/11/2024	New Zealand	Autumn Nations Series	H	L	13	23	1	1
15/11/2024	Argentina	Autumn Nations Series	H	W	22	19	3	1
Average					25.3	16.1	3.3	1.3

FIJI								
Date	Opponent	Comp	H/A	Result	F	A	TF	TA
22/07/2023	Tonga	International	H	W	36	20	5	3
29/07/2023	Samoa	International	A	W	33	19	4	3
05/08/2023	Japan	International	A	W	35	12	5	2
19/08/2023	France	International	A	L	17	34	2	3
26/08/2023	England	International	A	W	30	22	3	3
10/09/2023	Wales	RWC	A	L	26	32	4	4
17/09/2023	Australia	RWC	A	W	22	15	1	2
30/09/2023	Georgia	RWC	H	W	17	12	2	0
08/10/2023	Portugal	RWC	H	L	23	24	2	3
15/10/2023	England	RWC	A	L	24	30	3	2
05/07/2024	Georgia	International	A	W	21	12	3	0
20/07/2024	New Zealand	International	A	L	5	47	1	7
23/08/2024	Samoa	Pacific Nations Cup	H	W	42	16	6	1
06/09/2024	Tonga	Pacific Nations Cup	A	W	50	19	7	3
14/09/2024	USA	Pacific Nations Cup	H	W	22	3	3	0
21/09/2024	Japan	Pacific Nations Cup	H	W	41	17	5	2
02/11/2024	Scotland	Autumn Nations Series	A	L	17	57	3	8
10/11/2024	Wales	Autumn Nations Series	A	W	24	19	2	3
16/11/2024	Spain	Autumn Nations Series	A	W	33	19	5	1
Average					29.0	22.6	3.9	2.8

FORM - IRELAND

All Competitions

IRELAND						
Record	Date	Opponent	Comp	Score	Days Since	Games Since
Last Win	15/11/2024	Argentina	Autumn Nations Series	22-19	6	0
Last Loss	08/11/2024	New Zealand	Autumn Nations Series	13-23	13	1
Last Home Win	15/11/2024	Argentina	Autumn Nations Series	22-19	6	0
Last Home Loss	08/11/2024	New Zealand	Autumn Nations Series	13-23	13	1
Last Away Win	13/07/2024	South Africa	International	25-24	131	2
Last Away Loss	06/07/2024	South Africa	International	20-27	138	3

FIJI						
Record	Date	Opponent	Comp	Score	Days Since	Games Since
Last Win	16/11/2024	Spain	Autumn Nations Series	33-19	5	0
Last Loss	02/11/2024	Scotland	Autumn Nations Series	17-57	19	2
Last Home Win	21/09/2024	Japan	Pacific Nations Cup	41-17	61	3
Last Home Loss	08/10/2023	Portugal	RWC	23-24	410	10
Last Away Win	16/11/2024	Spain	Autumn Nations Series	33-19	5	0
Last Away Loss	02/11/2024	Scotland	Autumn Nations Series	17-57	19	2

LAST MEETING - STATISTICS

Ireland 35-17 Fiji (2022-11-12 - Autumn Nations Series)

Ireland		Fiji
5	Tries	2
5	Conversions	2
0	Penalty Goals	1
126	Ball Carries	80
8	Offloads	9
8	Line Breaks	6
26	Defenders Beaten	23
712	Carry Metres	618
107	Total Tackles	179
23	Missed Tackle	26
6	Turnovers Won	5
13	Turnover Conceded	12
19	Lineouts Won	13
1	Lineouts Lost	1
10	Total Penalties Conceded	14
20	Kicks in Play	11

#	Player	Minutes Played	Tries	Points	Ball Carries	Defenders Beaten	Tackles	Tackles - Success	Turnovers Won	Pens Conceded
15	Jimmy O'Brien	77	0	0	4	1	4	3	0	0
14	Robert Baloucoune	80	1	5	6	2	5	1	0	0
13	Robbie Henshaw	5	0	0	1	0	0	0	0	0
12	Stuart McCloskey	80	0	0	13	2	9	6	0	0
11	Mack Hansen	80	1	5	11	3	5	0	1	0
10	Joey Carbery	45	0	6	5	2	6	3	0	0
9	Jamison Gibson-Park	53	0	0	1	0	4	2	0	0
1	Jeremy Loughman	62	0	0	4	1	6	5	0	1
2	Rob Herring	73	0	0	4	0	12	10	0	1
3	Tadhg Furlong	50	0	0	5	0	6	6	0	1
4	Kieran Treadwell	50	0	0	10	4	4	4	0	2
5	Tadhg Beirne	80	0	0	5	0	7	4	4	2
6	Caelan Doris	60	0	0	12	2	9	8	0	0
7	Nick Timoney	80	2	10	11	3	12	8	0	1
8	Jack Conan	80	0	0	11	0	8	7	0	1
16	Dan Sheehan	7	0	0	2	0	1	1	0	0
17	Cian Healy	18	1	5	2	0	2	0	0	0
18	Tom O'Toole	30	0	0	2	1	3	3	0	0
19	Cian Prendergast	30	0	0	1	0	4	1	1	0
20	Max Deegan	20	0	0	2	1	5	3	0	0
21	Craig Casey	30	0	0	2	0	3	2	0	0
22	Jack Crowley	35	0	4	4	1	2	2	0	0
23	Garry Ringrose	75	0	0	8	3	8	5	0	1

#	Player	Minutes	Tries	Points	Ball Carries	Defenders Beaten	Tackles	Tackles - Success	Turnovers Won	Pens Conceded
15	Setariki Tuicuvu	80	0	0	6	4	4	3	0	0
14	Jiuta Wainiqolo	80	0	0	8	5	12	11	0	0
13	Waisea Nayacalevu	80	0	0	7	2	11	6	0	0
12	Kalaveti Ravouvou	58	1	5	6	1	7	3	0	2
11	Vinaya Habosi	80	0	0	5	5	9	5	0	0
10	Teti Tela	44	0	5	0	0	5	3	0	0
9	Frank Lomani	47	0	0	2	0	6	3	0	0
1	Eroni Mawi	59	0	0	8	1	11	10	1	4
2	Sam Matavesi	76	0	0	1	0	22	19	0	1
3	Manasa Saulo	52	0	0	2	0	14	12	0	1
4	Isoa Nasilasila	80	0	0	4	1	11	8	0	1
5	Ratu Rotuisolia	24	0	0	1	0	10	9	0	0
6	Albert Tuisue	42	0	0	4	0	16	12	0	1
7	Levani Botia	55	0	0	6	0	18	15	1	1
8	Viliame Mata	80	0	0	9	2	14	14	2	1
16	Mesulame Dolokoto	4	0	0	2	0	0	0	0	1
17	Livai Natave	21	0	0	0	0	2	2	0	0
18	Lee-Roy Atalifo	21	0	0	1	0	2	2	0	0
19	Api Ratuniyarawa	44	0	0	3	0	6	5	0	1
20	Johnny Dyer	25	0	0	0	0	4	3	0	0
21	Simione Kuruvoli	33	1	5	1	0	4	2	0	0
22	Ben Volavola	36	0	2	3	2	4	3	0	0
23	Adrea Cocagi	22	0	0	1	0	4	3	1	0

TEAM ANALYSIS
2024 INTERNATIONALS

TEAM ANALYSIS - MATCH AVERAGES

2024 INTERNATIONALS

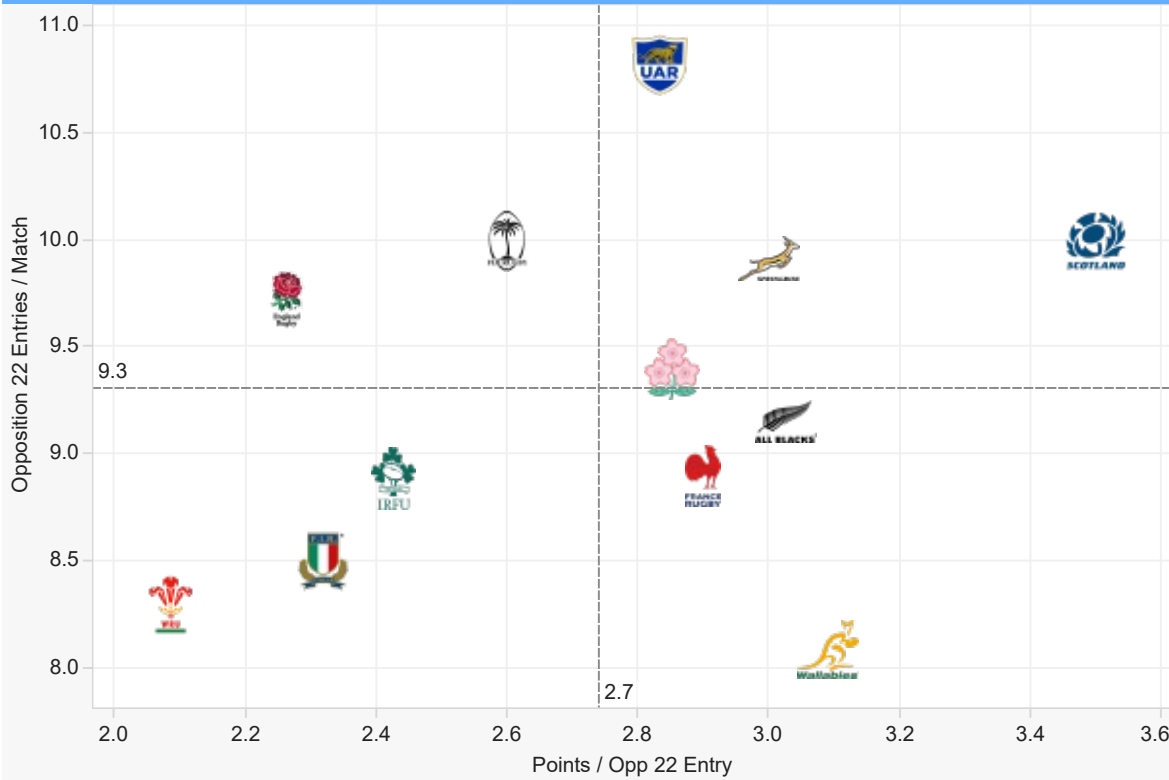
		
24.9	Points	28.3
3.0	Tries	3.9
75.0%	Goal Kicking %	72.3%
129.1	Carries	116.1
692.2	Carry Metres	788.8
8.9	Opposition 22 Entries	10.0
2.4	Points / Opp 22 Entry	2.6
5.9	Line Breaks	6.9
22.9	Defenders Beaten	24.0
6.9	Offloads	9.9
181.7	Passes	155.6
26.9	Kicks From Hand	23.6
163.1	Tackles	144.9
22.9	Missed Tackles	27.0
86.0%	Tackle %	81.4%
8.7	Dominant Tackles	9.9
10.6	Pens Conceded	10.6
1.0	Yellow Cards	0.8
0	Red Cards (Total)	2
4.4	Turnovers Won	5.7
12.4	Turnovers Conceded	13.6
86.4%	Lineout Success %	82.6%
88.0%	Scrum Success %	87.3%
97.4%	Ruck Success %	96.6%
39.7%	Gainline Forward %	40.2%

All stats are on a per match basis (unless stated otherwise)

TEAM ANALYSIS - 22 ENTRIES

2024 INTERNATIONALS

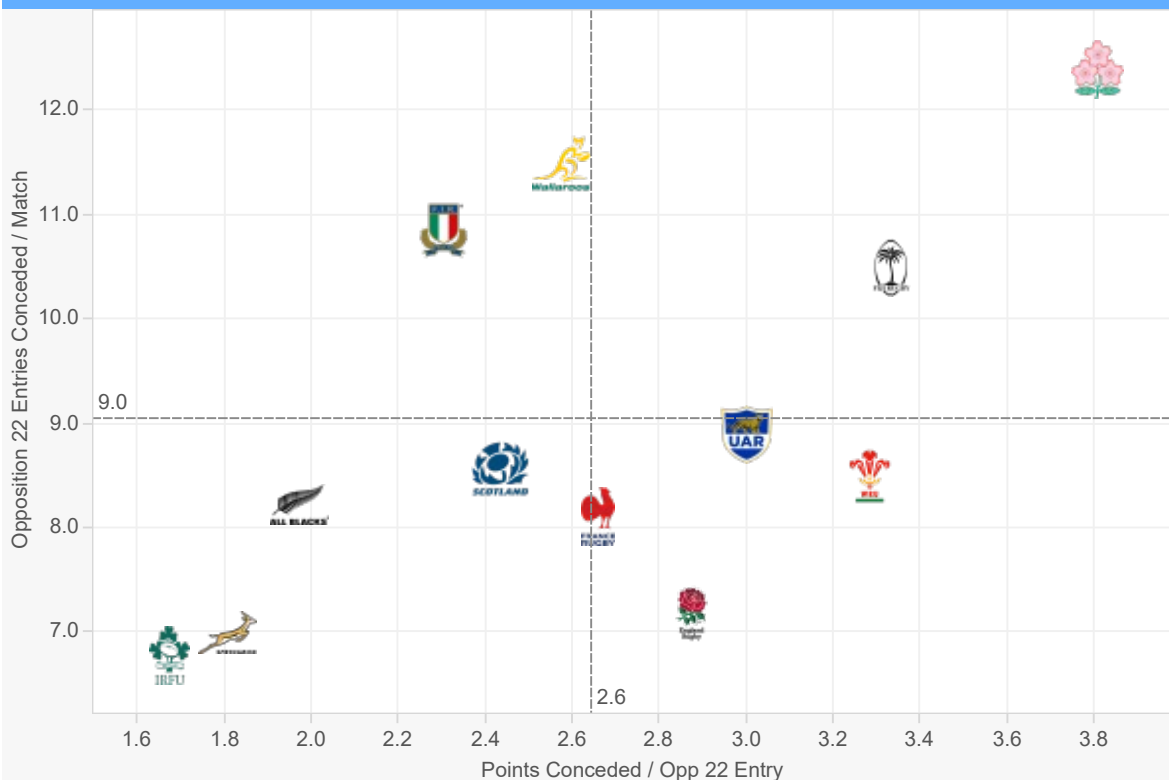
22 ENTRIES FOR



22 Entries / Match	
Argentina	10.8
Scotland	10.0
Fiji	10.0
South Africa	9.9
England	9.7
Japan	9.4
New Zealand	9.2
France	8.9
Ireland	8.9
Italy	8.5
Wales	8.3
Australia	8.1

Points / Entry	
Scotland	3.5
Australia	3.1
New Zealand	3.0
South Africa	3.0
France	2.9
Japan	2.9
Argentina	2.8
Fiji	2.6
Ireland	2.4
Italy	2.3
England	2.3
Wales	2.1

22 ENTRIES AGAINST



22 Entries Con. / Match	
Japan	12.4
Australia	11.5
Italy	10.9
Fiji	10.5
Argentina	8.9
Scotland	8.6
Wales	8.5
New Zealand	8.2
France	8.1
England	7.2
South Africa	7.0
Ireland	6.8

Points Con / Entry	
Japan	12.4
Fiji	10.5
Wales	8.5
Argentina	8.9
England	7.2
France	8.1
Australia	11.5
Scotland	8.6
Italy	10.9
New Zealand	8.2
South Africa	7.0
Ireland	6.8

TEAM ANALYSIS - POINTS & TRIES

2024 INTERNATIONALS

POINTS PER PERIOD

	SCORED					CONCEDED				
	Total	1'-20'	21'-HT	HT-60'	61'-80'	Total	1'-20'	21'-HT	HT-60'	61'-80'
Argentina	357	66	102	73	116	281	84	92	61	44
Australia	302	80	84	52	86	307	72	85	49	101
England	281	79	68	85	49	268	66	82	41	79
Fiji	255	52	54	80	69	133	48	24	21	40
France	306	71	79	84	72	202	44	50	46	62
Ireland	224	59	65	30	70	97	39	19	13	26
Italy	212	66	47	39	60	139	36	25	42	36
Japan	276	76	70	50	80	190	47	42	39	62
New Zealand	402	117	138	75	72	251	60	74	53	64
Scotland	437	109	125	82	121	259	61	67	71	60
South Africa	391	98	90	68	135	109	32	22	36	19
Wales	160	23	51	29	57	164	35	40	37	52
Total	3,603	896	973	747	987	2,901	753	764	601	783

TRIES PER PERIOD

	SCORED					CONCEDED				
	Total	1'-20'	21'-HT	HT-60'	61'-80'	Total	1'-20'	21'-HT	HT-60'	61'-80'
Argentina	46	7	14	9	16	34	11	11	6	6
Australia	37	9	9	7	12	39	9	10	6	14
England	33	9	7	11	6	30	8	8	5	9
Fiji	35	8	7	10	10	19	7	3	3	6
France	34	8	8	10	8	24	5	5	6	8
Ireland	27	6	7	4	10	12	6	1	1	4
Italy	23	8	3	5	7	10	2	1	4	3
Japan	37	10	9	7	11	25	6	5	5	9
New Zealand	49	16	18	8	7	36	8	12	7	9
Scotland	58	15	15	11	17	28	7	6	7	8
South Africa	48	14	11	5	18	15	5	2	5	3
Wales	20	2	6	4	8	20	4	5	5	6
Total	447	112	114	91	130	346	90	85	70	101

TRY ORIGIN

	SCORED									CONCEDED								
	Total	Counter Attack	Free Kick	Lineout	Penalty	Scrum	Start Half	Tap Penalty	Turnover	Total	Counter Attack	Free Kick	Lineout	Penalty	Scrum	Start Half	Tap Penalty	Turnover
Argentina	56	9	0	17	0	6	1	3	20	40	5	0	18	0	4	0	2	11
Australia	44	7	2	19	1	5	0	2	8	48	8	0	17	0	6	0	3	14
England	38	5	0	20	0	3	1	2	7	37	6	2	15	0	3	0	1	10
Fiji	39	4	1	13	0	9	0	2	10	21	1	1	11	1	4	0	0	3
France	43	9	1	10	0	9	0	2	12	28	3	0	16	0	4	1	0	4
Ireland	26	0	0	18	0	2	1	1	4	13	0	0	8	0	2	0	1	2
Italy	27	2	0	11	0	4	0	1	9	14	2	0	5	1	1	0	1	4
Japan	46	8	0	17	0	3	0	4	14	32	8	0	12	0	3	0	1	8
New Zealand	60	11	2	22	0	6	0	2	17	43	7	0	16	0	5	0	3	12
Scotland	70	11	0	32	1	5	0	2	19	32	4	0	15	0	5	0	1	7
South Africa	54	4	0	23	1	8	0	2	16	16	0	1	5	0	4	0	2	4
Wales	26	2	0	15	0	2	0	4	3	21	1	0	6	0	4	1	5	4
Total	529	72	6	217	3	62	3	27	139	407	52	5	170	3	53	3	22	99

Max & Min values are highlighted per time-frame/phase/section

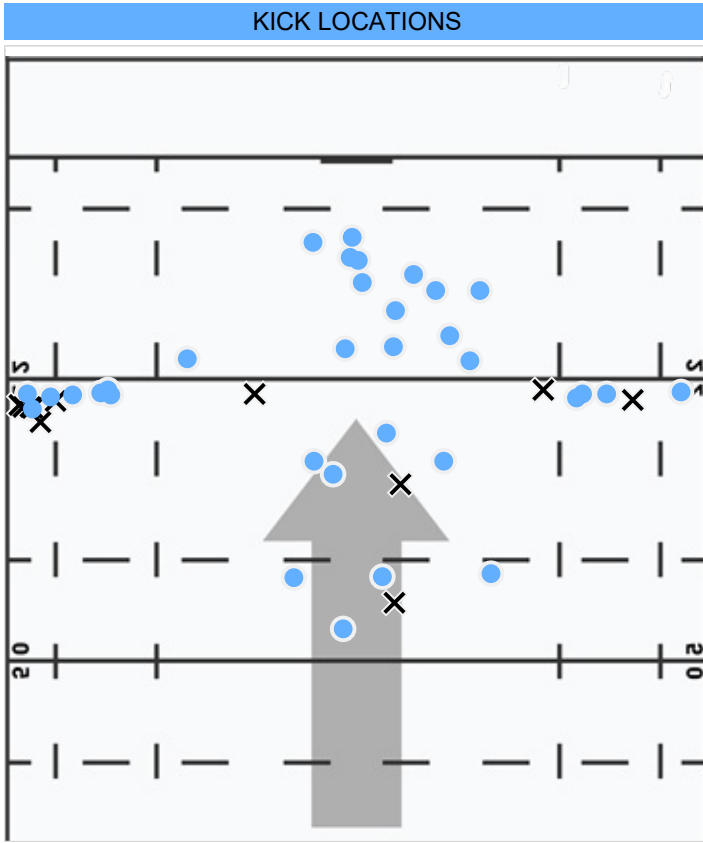


TEAM ANALYSIS

IRELAND - 2024 INTERNATIONALS

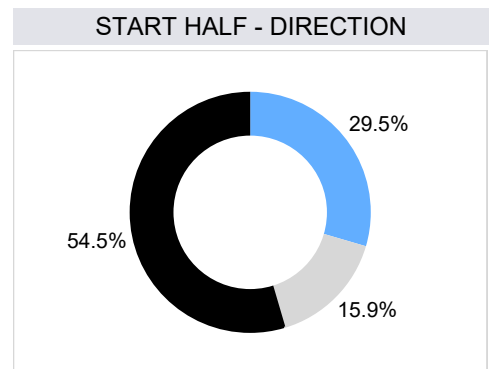
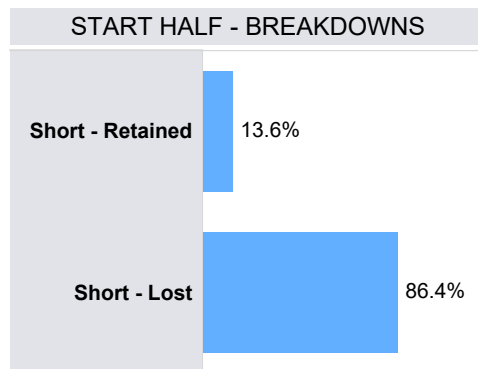
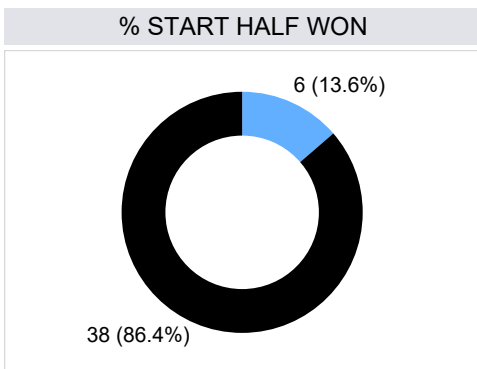

KICKING

IRELAND - 2024 INTERNATIONALS



LAST 20 KICKS AT GOAL				
Opponent	Min	Player	Pts Gained	
Argentina	5	Jack Crowley	0.21	Conv Made
	7	Jack Crowley	-0.86	Conv Missed
	33	Jack Crowley	0.39	Conv Made
New Zealand	8	Jack Crowley	0.18	Pen Made
	40	Jack Crowley	0.10	Pen Made
	44	Jack Crowley	0.77	Conv Made
South Africa	6	Jack Crowley	0.32	Pen Made
	15	Jack Crowley	0.05	Conv Made
	38	Jack Crowley	0.25	Pen Made
	42	Jack Crowley	0.06	Pen Made
	59	Jack Crowley	1.13	Pen Made
South Africa	13	Jack Crowley	0.75	Pen Made
	32	Jack Crowley	-2.77	Pen Missed
	36	Jack Crowley	-0.91	Conv Missed
	76	Jack Crowley	0.02	Conv Made
	80	Jack Crowley	-0.90	Conv Missed
Scotland	14	Jack Crowley	0.61	Conv Made
	36	Jack Crowley	-2.05	Pen Missed
	43	Jack Crowley	0.07	Pen Made
	65	Jack Crowley	0.07	Conv Made
Overall Points Gained			-0.31	

KICKS AT GOAL



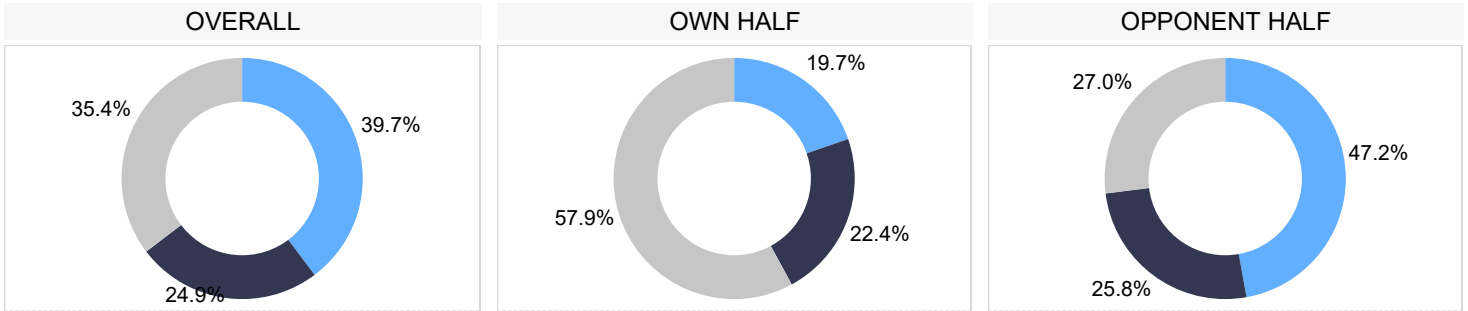
Won Lost

Right Split Left

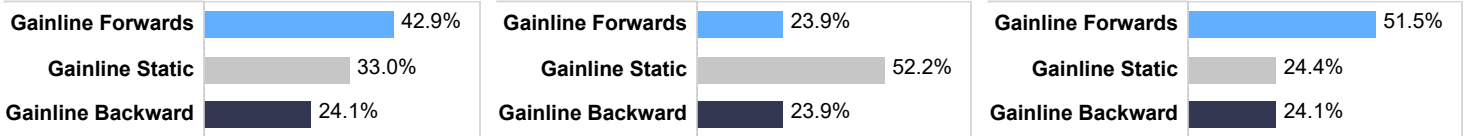
COLLISIONS

IRELAND - 2024 INTERNATIONALS

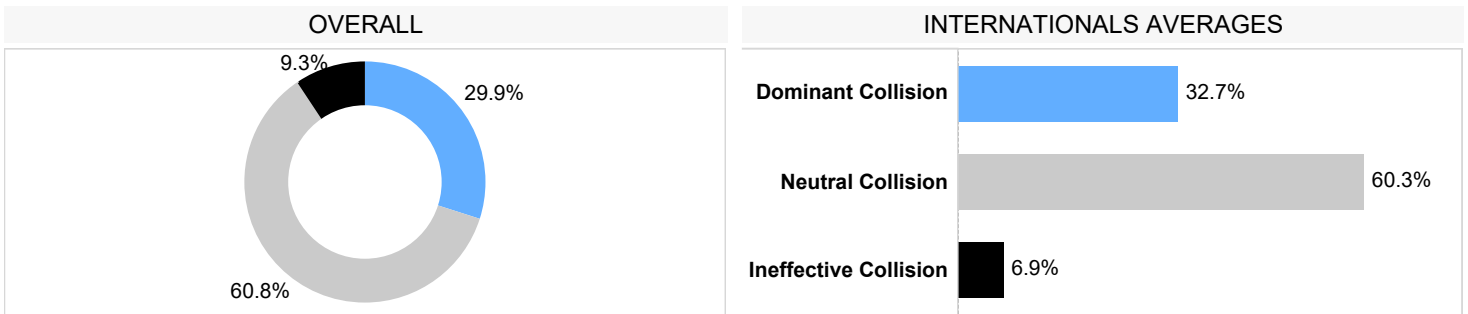
GAINLINE SUCCESS



INTERNATIONALS AVERAGES

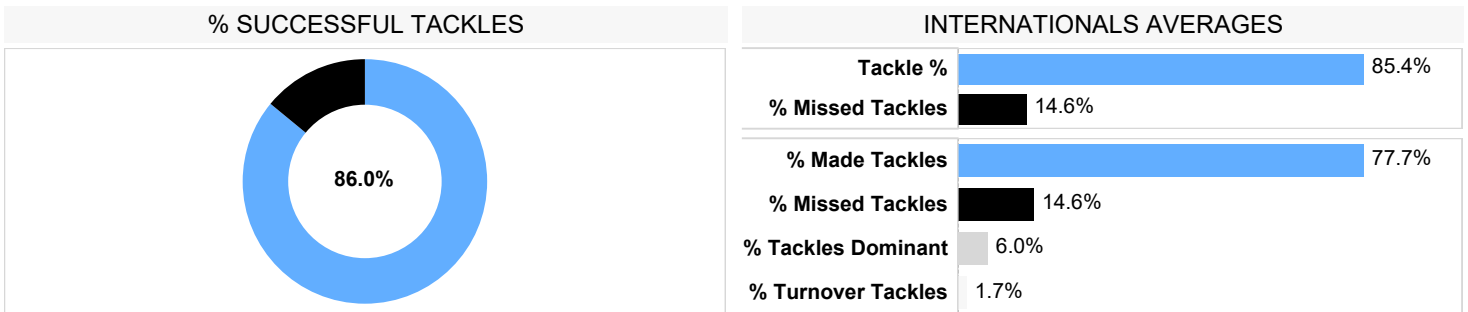


CARRIES INTO CONTACT*

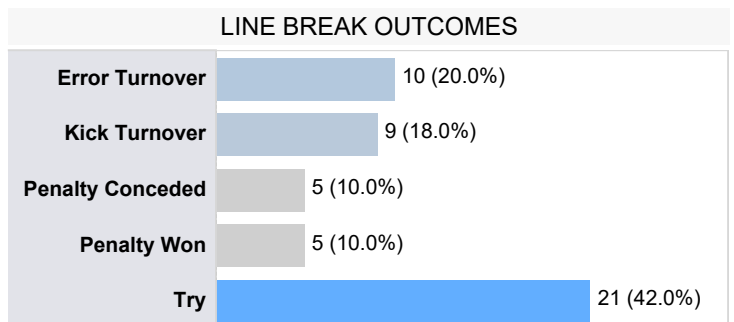


*dominance based on tackle outcome

TACKLES

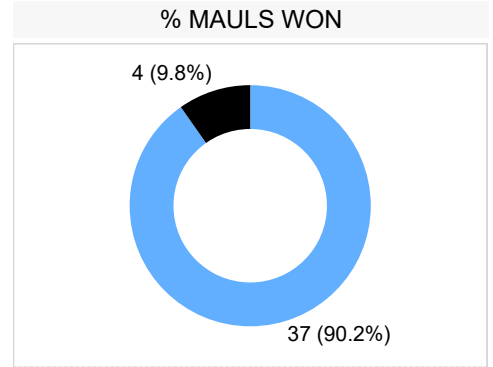
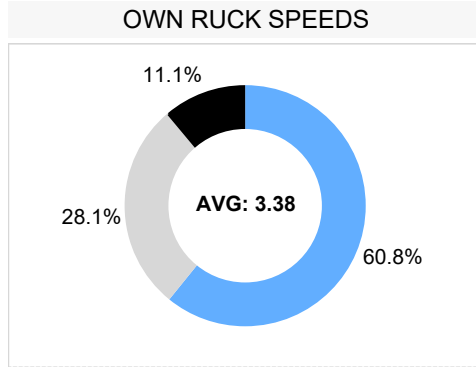
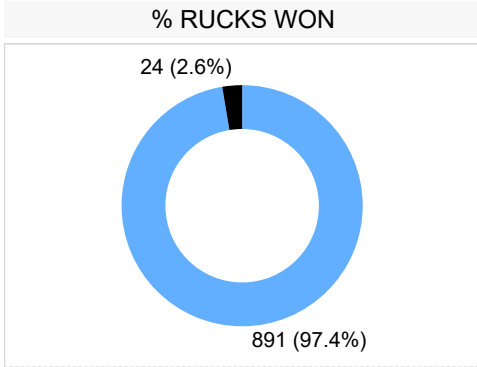


CARRIES & BREAKS	
Line Breaks	53
Line breaks / match	5.9
Defenders Beaten	206
Defenders Beaten / match	22.9
Ball Carries	1,162
Carries / Match	129.1

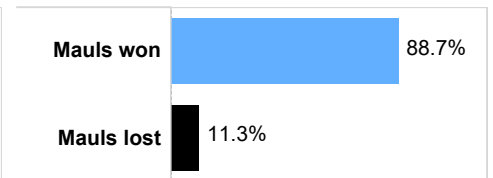
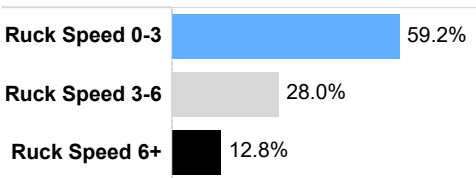
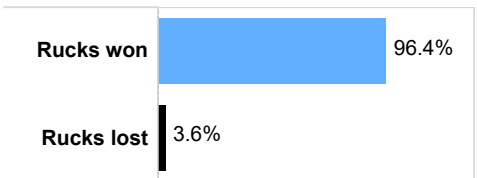


BREAKDOWN

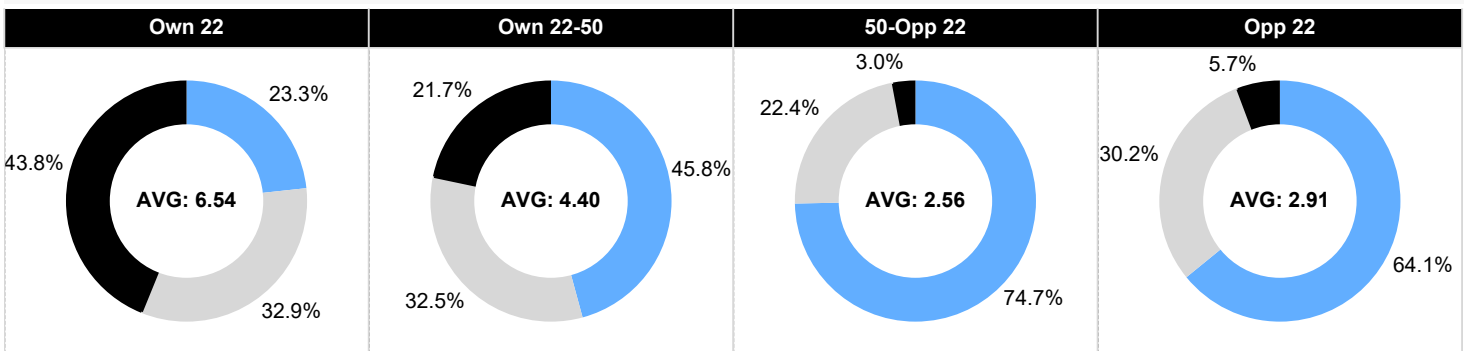
IRELAND - 2024 INTERNATIONALS



INTERNATIONALS AVERAGES



RUCK SPEEDS - LOCATIONS



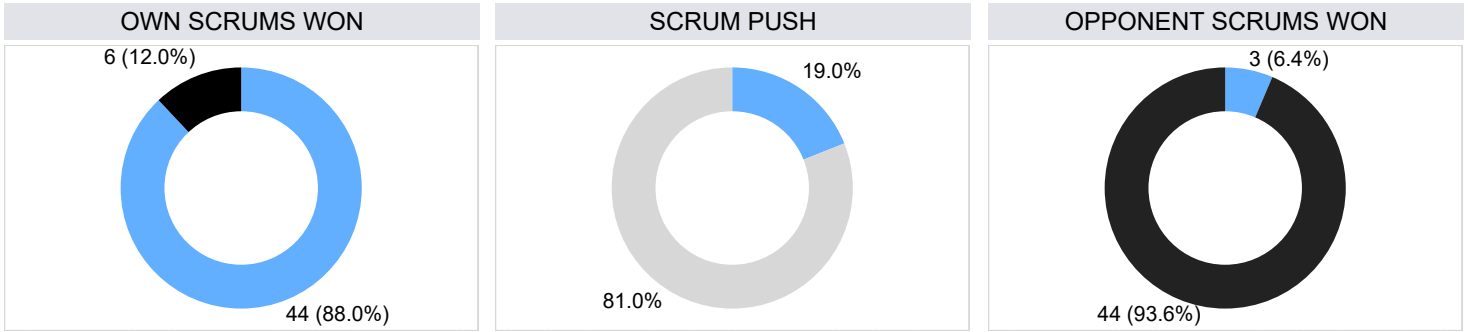
■ Ruck Speed 0-3
 ■ Ruck Speed 3-6
 ■ Ruck Speed 6+

Attacking Breakdown Arrivals		Defensive Breakdown Arrivals		Breakdown Steals	
1	Josh van der Flier 198	1	Caelan Doris 89	1	Caelan Doris 4
2	Caelan Doris 194	2	Josh van der Flier 67	2	Josh van der Flier 4
3	Andrew Porter 184	3	Tadhg Beirne 58	3	Tadhg Beirne 3
4	Joe McCarthy 174	4	Joe McCarthy 48	4	Andrew Porter 2
5	Tadhg Beirne 151	5	Ronan Kelleher 37	Team Total	26

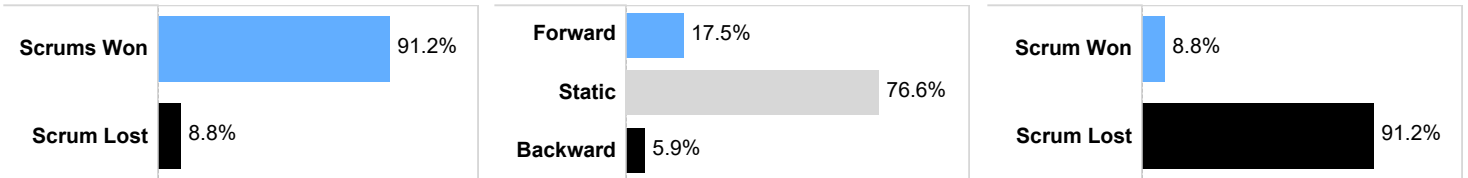
SET PIECE

IRELAND - 2024 INTERNATIONALS

SCRUMS



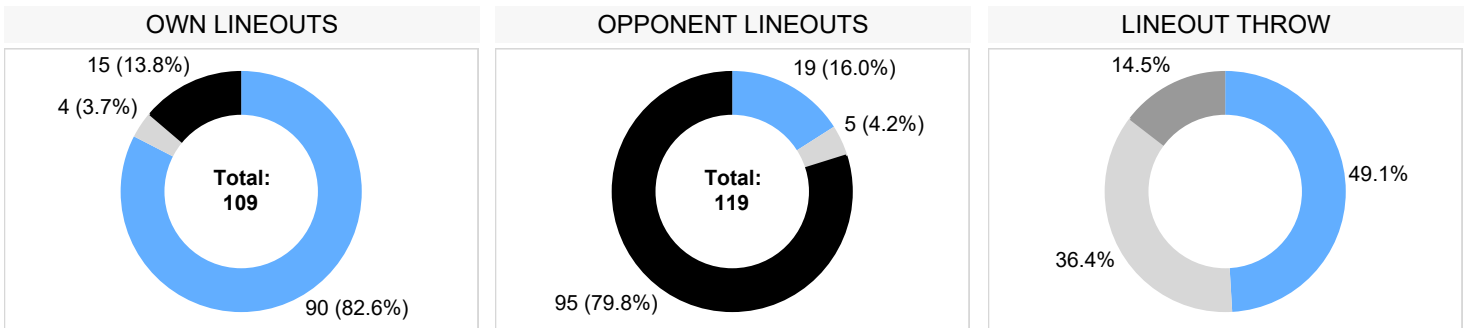
INTERNATIONALS AVERAGES



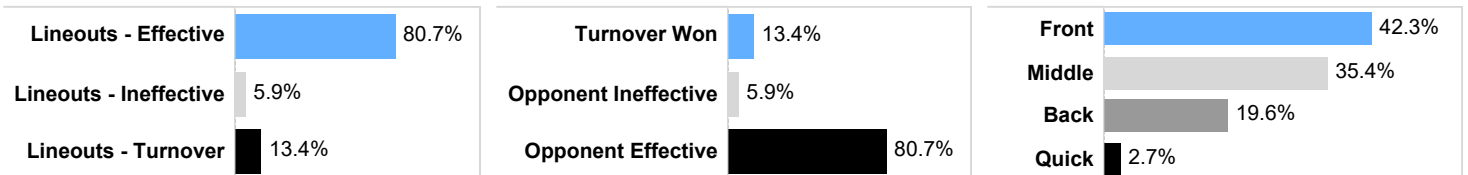
OWN SCRUMS			OPPONENT SCRUMS		
Scrums Won	Scrum Reset Retained	Scrum Lost	Scrum Won	Scrum Reset Retained	Scrum Lost
44	8	6	3	4	44

OWN SCRUMS WON			OPPONENT SCRUMS WON			
Used	Penalty	Free Kick	Used	Penalty	Free Kick	
Total	28	7	9	Total	2	1
% of Total	63.6%	15.9%	20.5%	% of Total	66.7%	33.3%

LINEOUTS



INTERNATIONALS AVERAGES

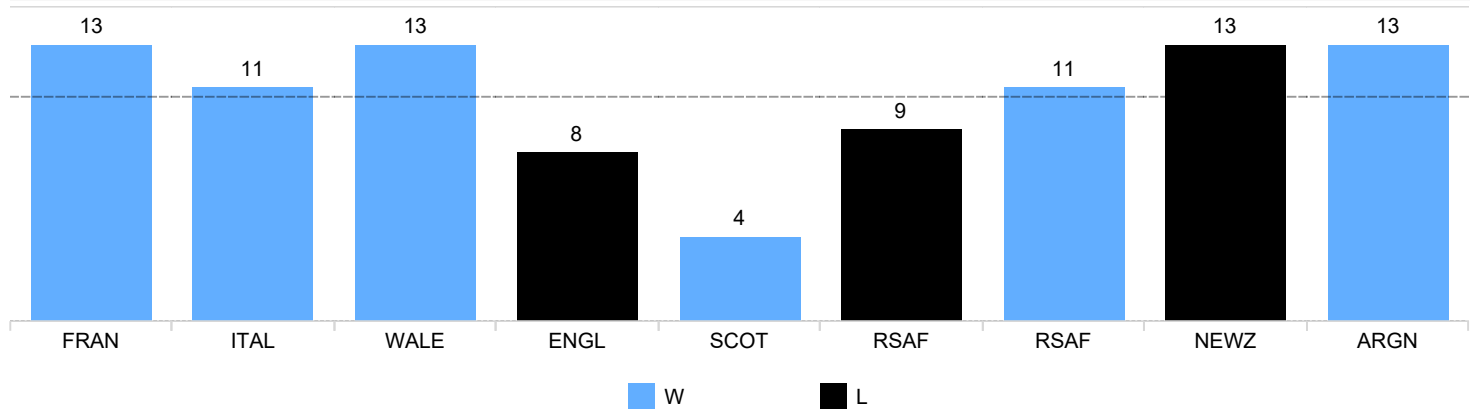


DISCIPLINE

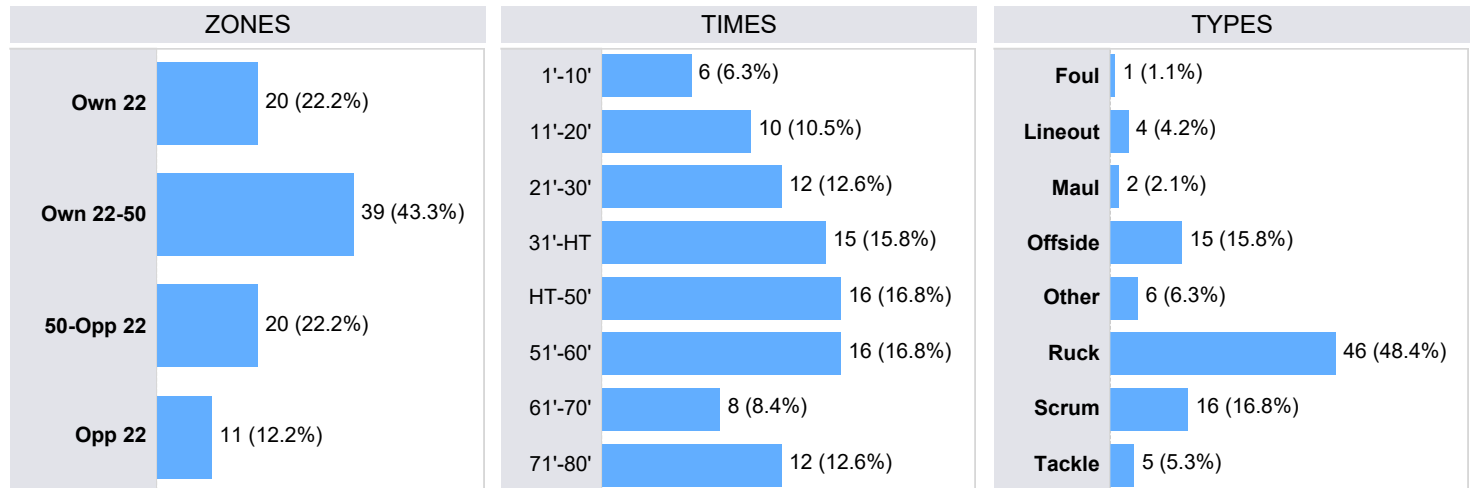
IRELAND - 2024 INTERNATIONALS

Statistic	Team	Year Average
Total penalties conceded / match	10.6	5.3
Yellow cards / match	1.0	0.4
Red cards / match	0.0	0.0

PENALTIES CONCEDED PER MATCH



PENALTIES & INFRINGEMENTS



PLAYER STATISTICS - PER 80 AVERAGES WITH A MINIMUM 240 MINUTES PLAYED

Total penalties conceded		Penalties conceded / 80 minutes		Yellow / Red cards	
1	Andrew Porter	14	1.9	1	Peter O'Mahony 2 / 0
2	Joe McCarthy	10	1.8	2	Caelan Doris 1 / 0
3	James Ryan	7	1.6	3	Finlay Bealham 1 / 0
4	Finlay Bealham	6	1.4	4	Harry Byrne 1 / 0
5	James Lowe	6	1.2	5	James Ryan 1 / 0

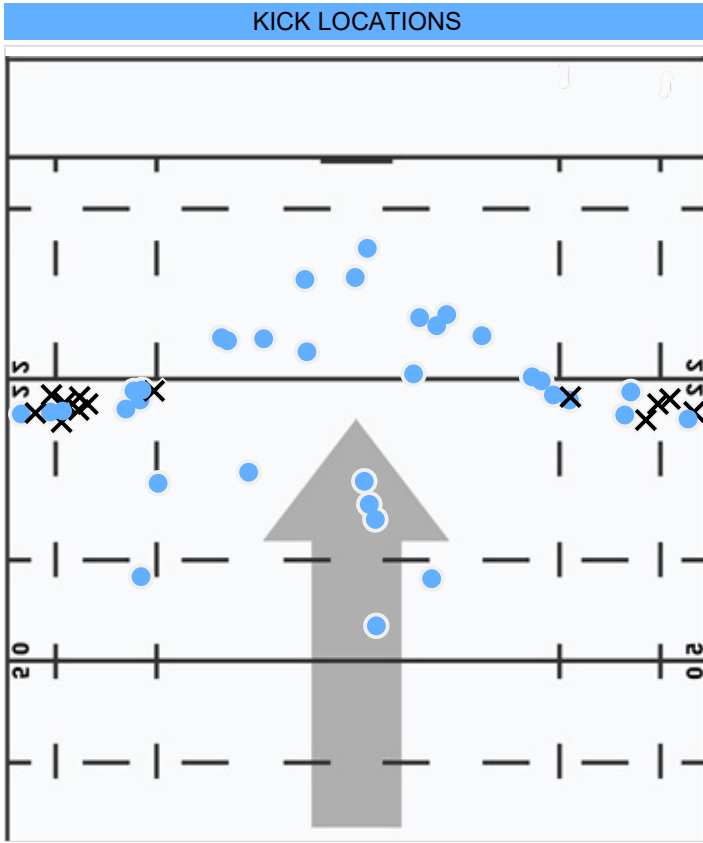


TEAM ANALYSIS

FIJI - 2024 INTERNATIONALS

KICKING

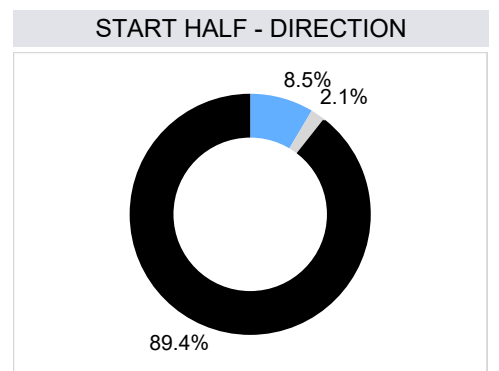
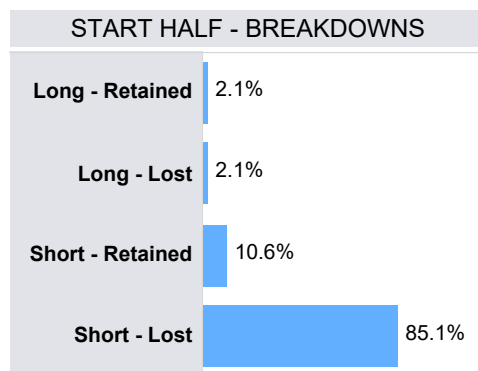
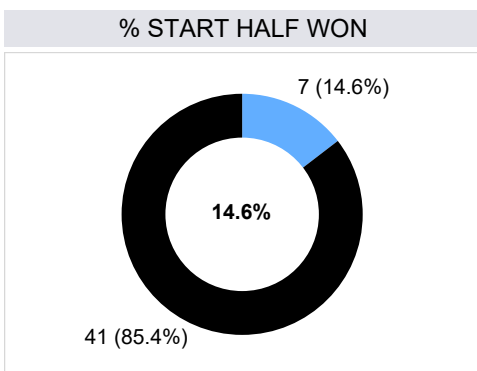
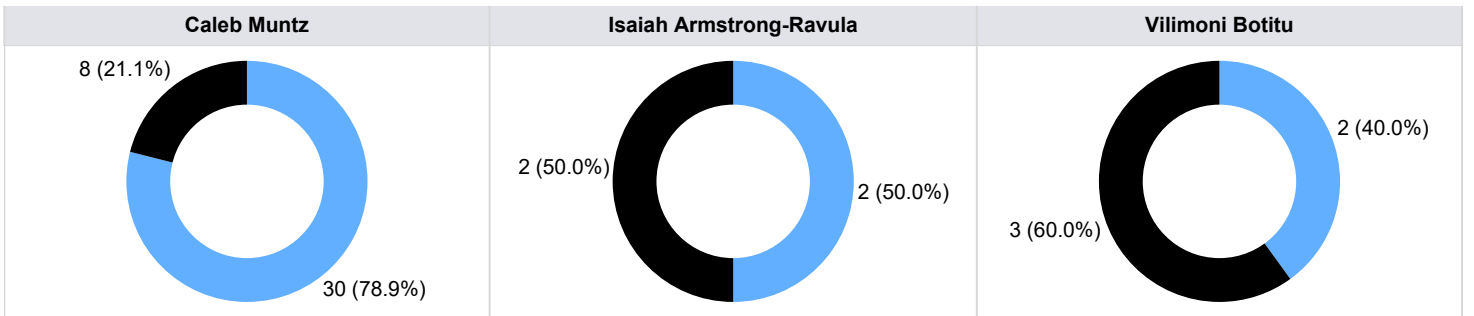
FIJI - 2024 INTERNATIONALS



LAST 20 KICKS AT GOAL

Opponent	Min	Player	Pts Gained	Result
Spain	14	Caleb Muntz	1.36	Conv Made
	55	Caleb Muntz	-0.63	Conv Missed
	60	Caleb Muntz	0.79	Conv Made
	65	Caleb Muntz	0.36	Conv Made
	71	Caleb Muntz	0.75	Conv Made
Wales	12	Caleb Muntz	1.22	Pen Made
	25	Caleb Muntz	0.12	Conv Made
	43	Caleb Muntz	0.96	Pen Made
	49	Caleb Muntz	0.18	Pen Made
	61	Caleb Muntz	-0.76	Conv Missed
Scotland	75	Caleb Muntz	0.21	Pen Made
	35	Caleb Muntz	-0.93	Conv Missed
	46	Isaiah Armstrong-..	-1.51	Conv Missed
Japan	50	Isaiah Armstrong-..	0.56	Conv Made
	10	Caleb Muntz	0.33	Pen Made
	33	Caleb Muntz	0.03	Conv Made
	56	Caleb Muntz	0.41	Pen Made
	60	Caleb Muntz	1.11	Conv Made
	68	Caleb Muntz	0.92	Conv Made
	71	Caleb Muntz	1.40	Conv Made
Overall Points Gained			19.44	

KICKS AT GOAL



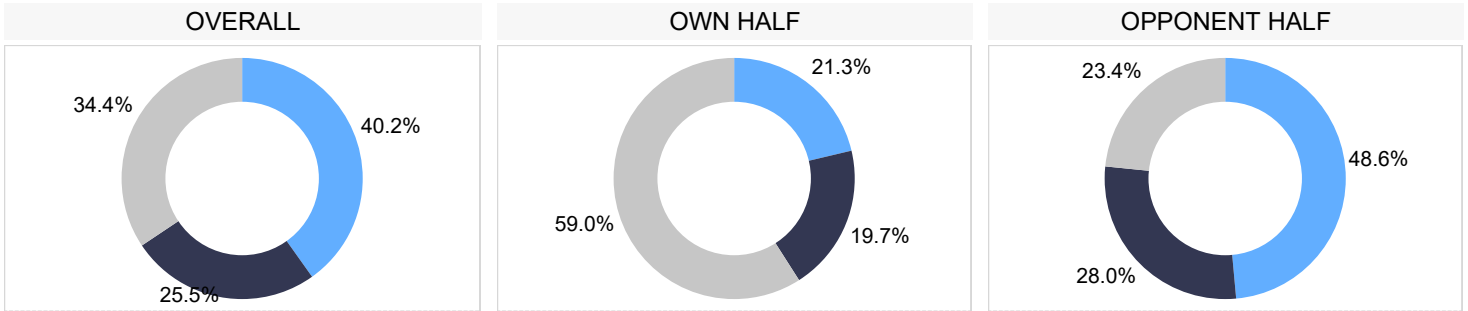
Won Lost

Right Split Left

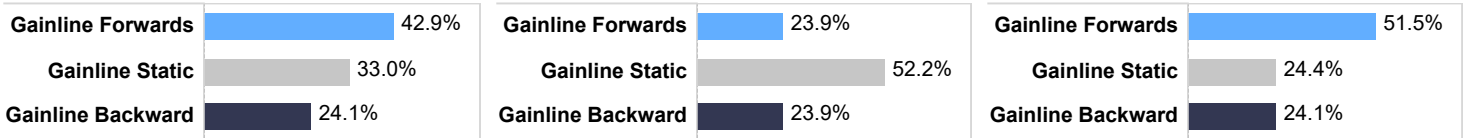
COLLISIONS

FIJI - 2024 INTERNATIONALS

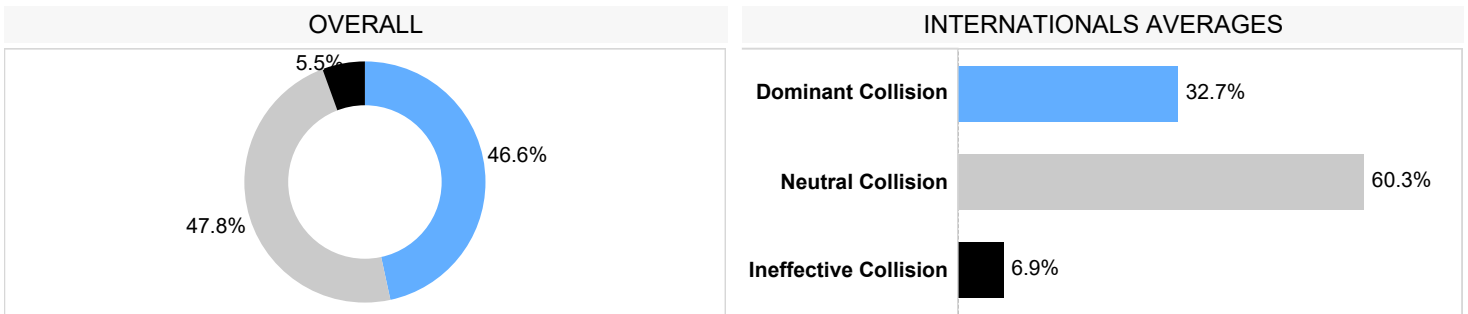
GAINLINE SUCCESS



CHAMPIONSHIP AVERAGES

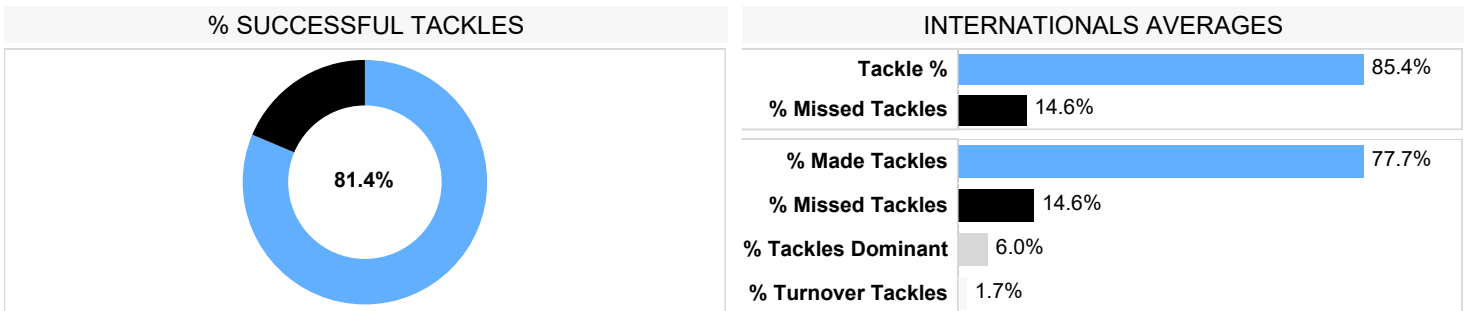


CARRIES INTO CONTACT*

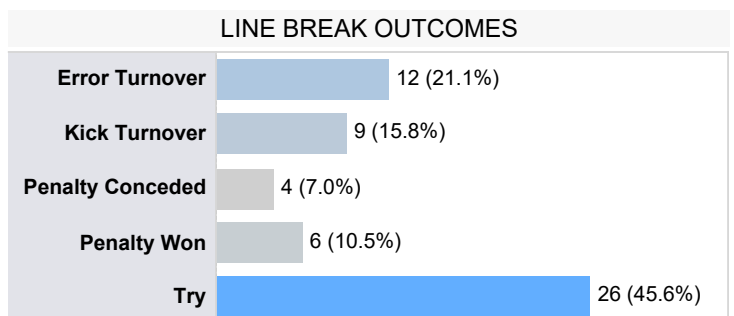


*dominance based on tackle outcome

TACKLES

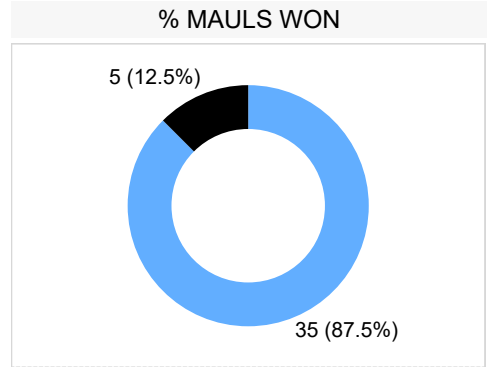
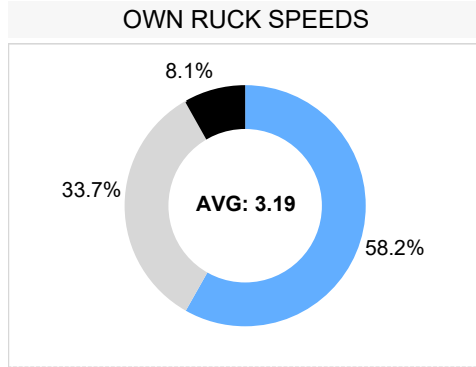
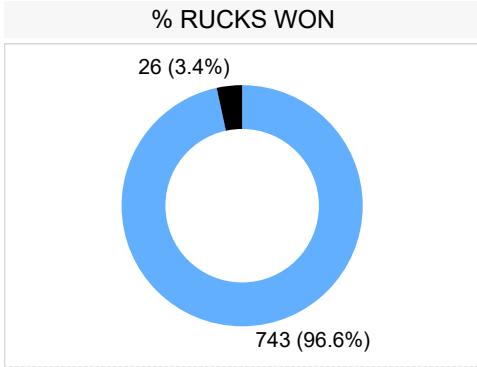


CARRIES & BREAKS	
Line Breaks	62
Line breaks / match	6.9
Defenders Beaten	216
Defenders Beaten / match	24.0
Ball Carries	1,045
Carries / Match	116.1

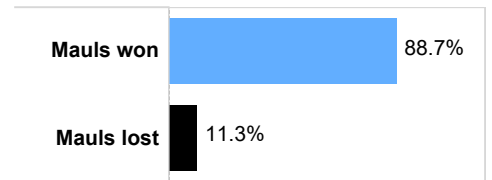
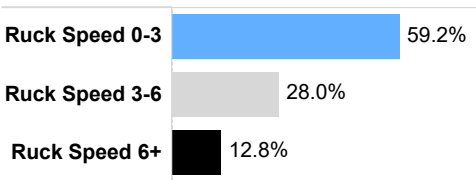
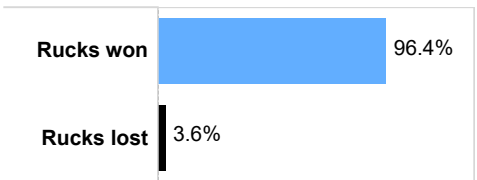


BREAKDOWN

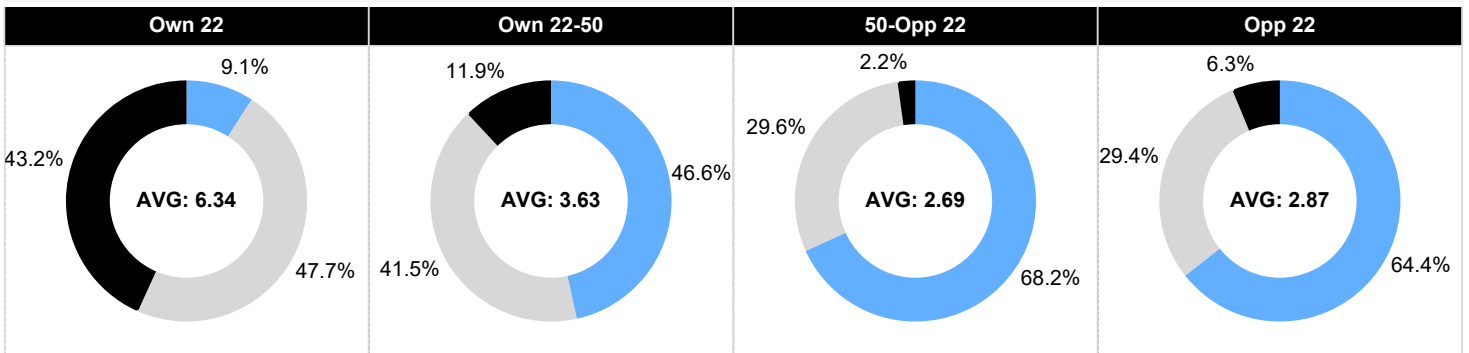
FIJI - 2024 INTERNATIONALS



INTERNATIONALS AVERAGES



RUCK SPEEDS - LOCATIONS



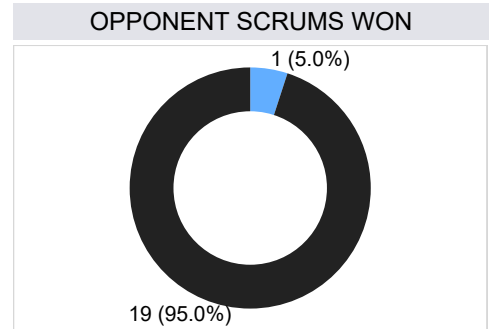
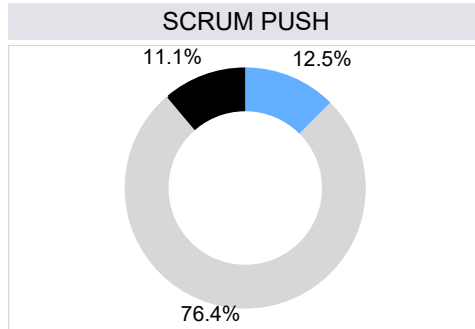
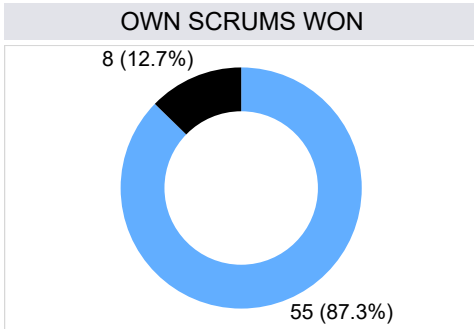
■ Ruck Speed 0-3
 ■ Ruck Speed 3-6
 ■ Ruck Speed 6+

Attacking Breakdown Arrivals			Defensive Breakdown Arrivals			Breakdown Steals		
1	Temo Mayanavanua	101	1	Kitione Salawa	45	1	Meli Derenalagi	4
2	Kitione Salawa	99	2	Mesake Vocevoce	28	2	Eroni Mawi	3
3	Eroni Mawi	97	3	Eroni Mawi	25	3	Kitione Salawa	3
4	Elia Canakaivata	94	4	Temo Mayanavanua	25	4	Caleb Muntz	2
5	Isoa Nasilasila	92	5	Elia Canakaivata	24	Team Total		32

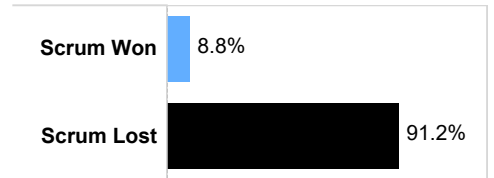
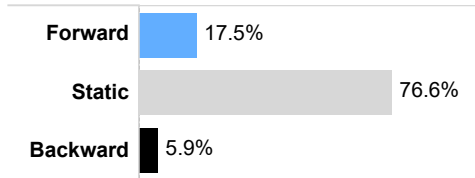
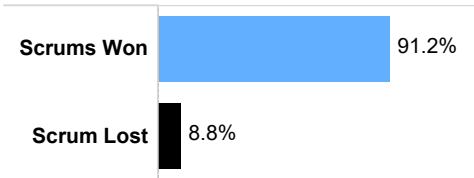
SET PIECE

FIJI - 2024 INTERNATIONALS

SCRUMS



INTERNATIONALS AVERAGES



OWN SCRUMS

Scrum Won	Scrum Reset Retained	Scrum Lost
55	9	8

OPPONENT SCRUMS

Scrum Won	Scrum Reset Retain..	Scrum Lost
1	1	19

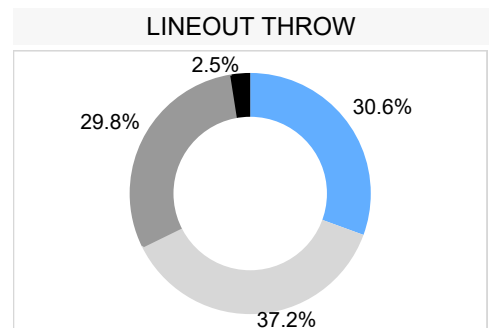
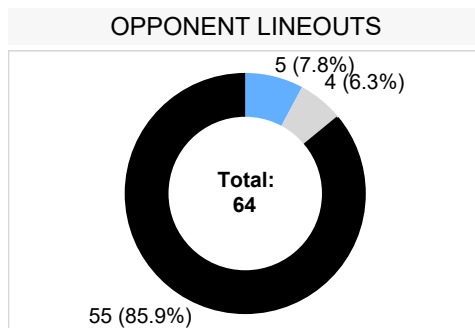
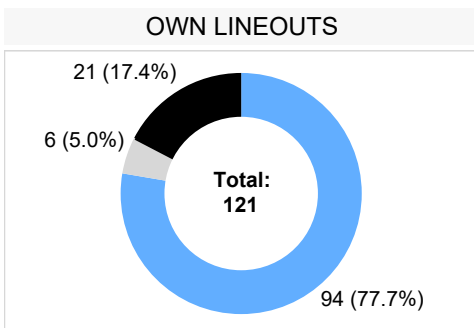
OWN SCRUMS WON

	Used	Penalty	Free Kick
Total	39	12	4
% of Total	70.9%	21.8%	7.3%

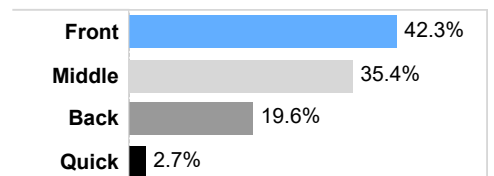
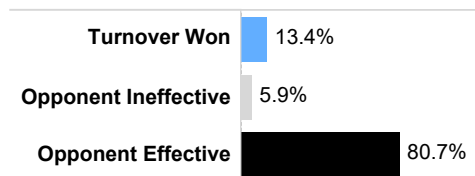
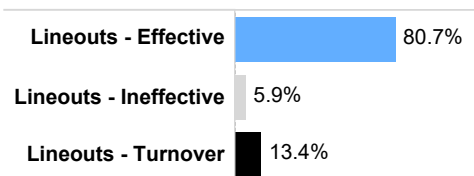
OPPONENT SCRUMS WON

	Used	Penalty	Free Kick
Total	1		
% of Total	100.0%		

LINEOUTS



INTERNATIONALS AVERAGES

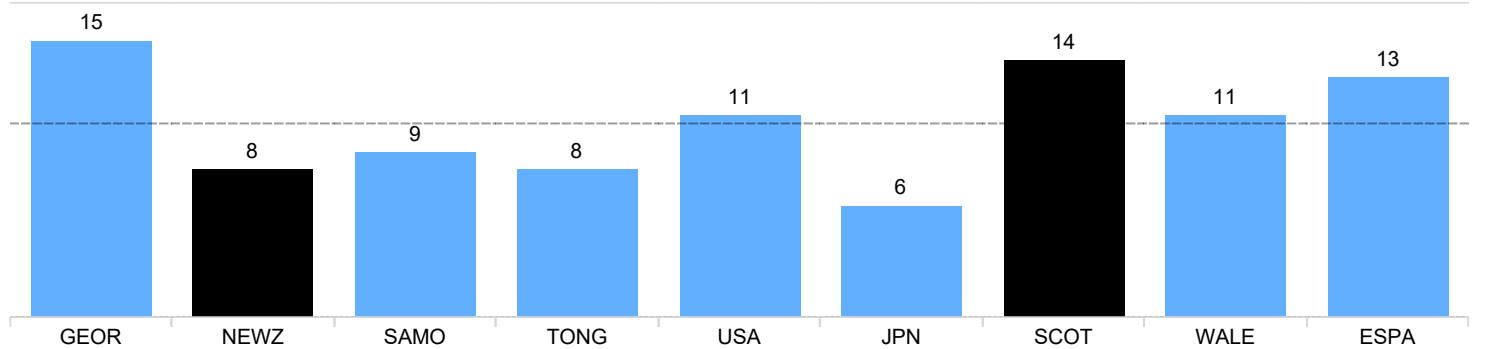


DISCIPLINE

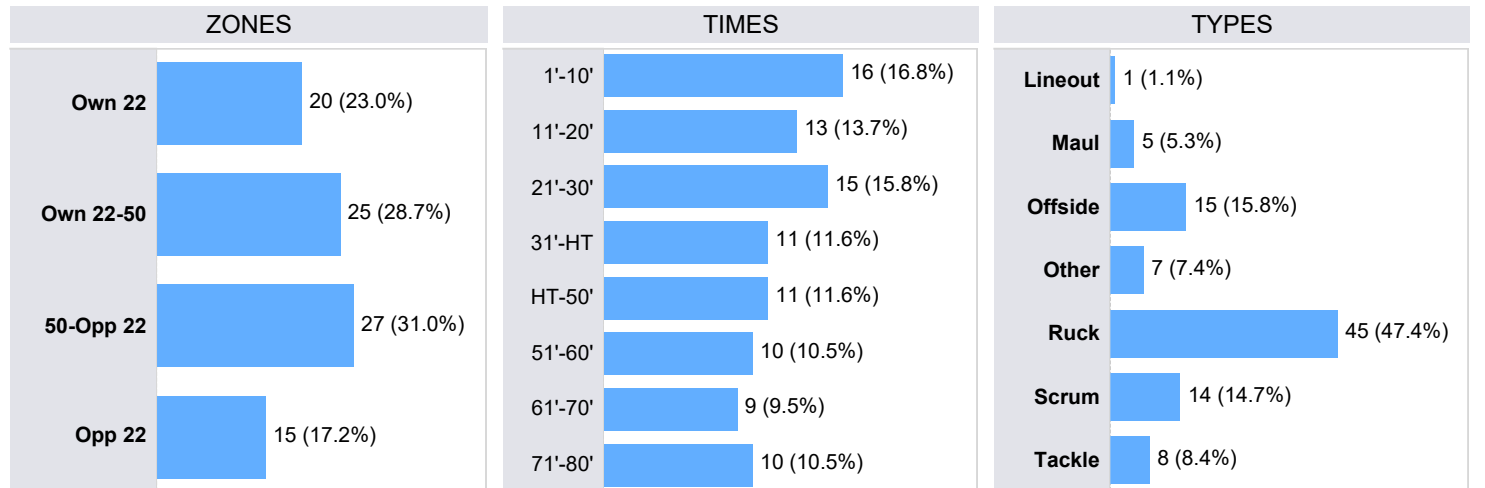
FIJI - 2024 INTERNATIONALS

Statistic	Team	Year Average
Total penalties conceded / match	10.6	5.3
Yellow cards / match	0.8	0.4
Red cards / match	0.2	0.0

PENALTIES CONCEDED PER MATCH



PENALTIES & INFRINGEMENTS



PLAYER STATISTICS - PER 80 AVERAGES WITH A MINIMUM 240 MINUTES PLAYED

Total penalties conceded		Penalties conceded / 80 minutes		Yellow / Red cards	
1	Haareiti Hetet 7	1	Haareiti Hetet 2.0	1	Adrea Cocagi 0 / 1
2	Samu Tawake 7	2	Samu Tawake 1.4	2	Albert Tuisue 1 / 0
3	Tevita Ikanivere 6	3	Tevita Ikanivere 0.9	3	Apisalome Vota 1 / 0
4	Albert Tuisue 5	4	Inia Tabuavou 0.9	4	Elia Canakaivata 1 / 0
5	Inia Tabuavou 5	5	Eroni Mawi 0.8	5	Frank Lomani 1 / 0

PLAYER STATS
2024 INTERNATIONALS

APPEARANCE CHART - IRELAND

2024 INTERNATIONALS

	02/02/24	11/02/24	24/02/24	09/03/24	16/03/24	06/07/24	13/07/24	08/11/24	15/11/24
	France	Italy	Wales	England	Scotland	South Africa	South Africa	New Zealand	Argentina
B. Aki	12		12	12	12	12		12	
R. Baird	s20	6	s20	s20	s19	s20*	s19		s19
F. Bealham	s18	3		s18	s18	s18	s18	3	3
T. Beirne	5*		5*	5	5	5	6	6	6
C. Blade							s21		
H. Byrne		s22			s22				
C. Casey		9				9			s21
T. Clarkson									s18
J. Conan	s21	8*	s21	s21	s20				
J. Crowley	10	10*	10	10	10	10	10	10	10*
C. Doris	8	7	8	8	8	8	8	8	8
C. Frawley	s23		15*	s23		s22	s22	s22	
T. Furlong	3		3	3	3	3	3		
J. Gibson-Park	9*	s21	9	9	9			9	9
M. Hansen								14	14*
C. Healy	s17		s17	s17	s17	s17	s17	s17	s17
I. Henderson		s19		s19				s19	
R. Henshaw	13	13	13	13	13	13	12		12
R. Herring							s16	s16	s16
O. Jager			s18						
H. Keenan	15	15		15				15	15
R. Kelleher	s16*	s16	s16	s16	s16	s16	2	2	2
J. Larmour		s23			15				
J. Loughman		s17							
J. Lowe	11	11*	11*	11**	11	11	11	11	11
J. McCarthy	4	4	4	4	4	4	4	4	4*
S. McCloskey		12	s23				s23		
C. Murray	s22		s22	s22	s21	s21*	9*	s21	
C. Nash	14*	14*	14	14	14	14	14		
P. O'Mahony	6		6	6	6	6	s20	s20	s20
T. O'Toole		s18						s18	
J. Osborne						15*	15	s23	s23
A. Porter	1	1	1	1	1*	1	1	1	1
S. Prendergast									s22
G. Ringrose					s23	s23	13	13	13
J. Ryan	s19	5	s19			s19	5	5	5
D. Sheehan	2*	2**	2*	2	2*	2			
J. van der Flier	7	s20	7	7	7	7	7	7*	7

KEY: Number denotes position, s: substitute, u: unused replacement, *: try scored

APPEARANCE CHART - FIJI

2024 INTERNATIONALS

	05/07/24	20/07/24	23/08/24	06/09/24	14/09/24	21/09/24	02/11/24	10/11/24	16/11/24
	Georgia	New Zealand	Samoa	Tonga	USA	Japan	Scotland	Wales	Spain
I. Armstrong-Ravula	s23	10	s22	15	15	15	15*	s22	15
V. Botitu	10	15*							s22
E. Canakaivata	s21	s20	8	7**	8**	8	8	8	s20
A. Cocagi				12					
P. Dakuwaqa	11**								
M. Derenalagi	s20		6	6*	6	6	6*	6	
M. Doge	3	3							
M. Dolokoto			s16	s16	s16	s16	s16		s16
I. Droasese	15			s23	s23	11			
H. Hetet	s17	s17	1	s17	s17	s17	1	s17	s17
T. Ikanivere	2*	2	2	2*	2	2	2*	2	
V. Karawalevu			15*	14	14	14**	14	15	
J. Koroiduadua							s18	s18	s18
S. Kuruvoli	s22	s21					s21	s21	9
P. Loganimesi						s23**	11		11*
F. Lomani	9	9	9*	9	9*	9	9	9	
S. Maqala		s23						s23	13*
I. Masi			13*	13**	13	13			
V. Mata	8	8							
S. Matavesi								s16	2*
P. Matawalu				s21	s21	s21			s21
E. Mawi	1	1	s17	1	1	1		1	1
T. Mayanavanua	5	5	5	5	5	5		5	s19*
V. Miramira							s20		6
E. Momo			11	11	11				
C. Muntz		s22	10	10	10	10	10	10*	10
W. Nalaga							s23		
I. Nasilasila	4	4	4		4	4	4	4	
L. Natave							s17		
W. Nayacalevu	13	13						13	12*
S. Radradra		11						11	
P. Ravai	s18		s18	s18	s18				
S. Ravutaumada			14						
R. Rotuisolia				s19	s19		5		5
K. Salawa	7	7	7***	s20	7	7	7	7	
M. Sorovi			s21						
I. Tabuavou	12	12	12	s22*	12	12	12		s23
L. Tagi									3
L. Tagitagivalu	6	6							
S. Tawake		s18	3	3	3	3	3	3	
Z. Togatama	s16	s16							
J. Tuisova								12*	
A. Tuisue	s19	s19	s20	8	s20	s20*		s20	8
M. Tuni						s18			
S. Uluinakauvadra									7
K. Valetini							s22		
M. Vocevoce			s19	4		s19	s19	s19	4
A. Vota			s23		s22	s22	13		
J. Wainiqolo	14	14						14	14

KEY: Number denotes position, s: substitute, u: unused replacement, *: try scored

PLAYER DATA - IRELAND

2024 INTERNATIONALS

	Games	Starts	Minutes Played	Points	Tries	Ball Carries	Carry Metres	Line Breaks	Defenders Beaten	Passes	Offloads	Turnover Con	Successful Tackles	Missed Tackles	Dominant Tackles	Penalties Conceded	Kicks	Kicking Metres	Lineout Takes	Lineout Steals
B. Aki	6	6	480	0	0	66	461	4	14	28	2	3	56	8	5	4	0	0	1	0
R. Baird	8	1	200	5	1	22	161	3	9	19	0	3	38	5	0	1	0	0	13	1
F. Bealham	8	3	292	0	0	23	79	1	0	4	0	1	42	5	2	6	0	0	0	0
T. Beirne	8	8	630	10	2	61	252	5	8	48	2	10	86	4	6	4	0	0	23	3
C. Blade	1	0	21	0	0	1	4	0	0	11	0	1	1	0	0	0	1	22	0	0
H. Byrne	2	0	32	2	0	4	21	0	0	16	0	1	3	0	0	1	2	54	0	0
C. Casey	3	2	141	0	0	11	18	0	2	159	1	2	10	0	0	0	17	392	0	0
T. Clarkson	1	0	33	0	0	0	0	0	0	2	0	0	5	2	1	0	0	0	0	0
J. Conan	5	1	161	5	1	32	137	0	4	10	0	1	30	4	0	2	1	41	4	0
J. Crowley	9	9	658	91	2	65	367	2	14	218	6	15	67	12	3	2	64	1,507	0	0
C. Doris	9	9	710	0	0	105	508	1	13	53	3	5	98	15	6	5	1	6	11	0
C. Frawley	6	1	198	11	1	14	92	1	7	36	0	3	9	3	0	0	12	334	0	0
T. Furlong	6	6	336	0	0	22	67	0	2	15	1	3	38	4	5	5	0	0	0	0
J. Gibson-Park	7	6	447	5	1	38	173	1	7	485	1	6	32	6	2	3	46	1,135	1	0
M. Hansen	2	2	160	5	1	15	72	0	4	17	2	3	8	5	0	0	2	37	0	0
C. Healy	8	0	117	0	0	7	29	0	1	5	0	1	27	1	0	0	1	0	0	0
I. Henderson	3	0	62	0	0	7	25	0	0	4	0	1	6	0	0	3	0	0	5	0
R. Henshaw	8	8	566	0	0	71	419	3	16	50	7	9	59	9	3	4	2	54	0	0
R. Herring	3	0	55	0	0	10	31	0	1	0	0	0	12	2	0	1	0	0	0	0
O. Jager	1	0	26	0	0	1	2	0	0	3	0	0	11	0	0	0	0	0	0	0
H. Keenan	5	5	376	0	0	34	230	2	10	26	0	2	19	7	3	0	9	377	0	0
R. Kelleher	9	3	334	5	1	42	201	1	7	30	5	3	70	4	2	5	1	38	0	1
J. Larmour	2	1	84	0	0	9	61	0	1	12	2	3	4	0	1	1	1	38	0	0
J. Loughman	1	0	24	0	0	1	8	0	0	1	0	0	2	0	0	1	0	0	0	0
J. Lowe	9	9	720	20	4	85	777	10	24	65	13	9	24	20	3	6	56	2,214	0	0
J. McCarthy	9	9	573	5	1	58	208	1	11	33	4	6	75	19	9	10	0	0	11	1
S. McCloskey	3	1	112	0	0	21	140	1	2	18	3	0	10	3	0	0	1	22	0	0
C. Murray	7	1	141	10	2	10	61	0	2	137	1	0	11	2	0	0	14	251	1	0
C. Nash	7	7	429	10	2	44	341	5	14	20	3	4	24	9	6	0	3	60	0	0
P. O'Mahony	8	5	328	0	0	29	87	0	0	22	0	2	61	5	0	2	0	0	14	0
T. O'Toole	2	0	26	0	0	2	9	0	0	0	0	0	1	1	0	1	0	0	0	0
J. Osborne	4	2	159	5	1	30	147	2	5	9	2	3	5	5	1	3	5	230	0	0
A. Porter	9	9	579	5	1	60	183	0	1	17	0	2	77	9	5	14	0	0	0	0
S. Prendergast	1	0	18	0	0	3	21	0	2	12	0	0	4	1	0	0	1	32	0	0
G. Ringrose	5	3	294	0	0	23	201	3	8	10	2	3	33	9	1	1	1	28	0	0
J. Ryan	7	4	314	0	0	28	103	0	4	14	0	1	71	5	12	7	0	0	9	2
D. Sheehan	6	6	330	25	5	50	291	7	8	17	0	4	40	6	1	2	0	0	0	0
J. van der Flier	9	8	561	5	1	58	247	0	5	37	2	2	93	16	1	1	1	8	0	0

PLAYER DATA - FIJI

2024 INTERNATIONALS

	Games	Starts	Minutes Played	Points	Tries	Ball Carries	Carry Metres	Line Breaks	Defenders Beaten	Passes	Offloads	Turnover Con	Successful Tackles	Missed Tackles	Dominant Tackles	Penalties Conceded	Kicks	Kicking Metres	Lineout Takes	Lineout Steals
I. Armstrong-Ravula	9	6	459	9	1	35	237	3	2	118	2	8	11	7	1	2	35	918	1	0
V. Botitu	3	2	185	11	1	16	122	0	2	33	3	4	9	3	1	2	12	343	0	0
E. Canakaivata	9	6	473	20	4	75	417	2	14	22	2	8	60	15	8	4	0	0	1	0
A. Cocagi	1	1	16	0	0	1	8	0	0	0	0	0	0	0	0	1	0	0	0	0
P. Dakuwaqa	1	1	80	10	2	5	55	2	0	1	0	0	9	3	1	1	0	0	0	0
M. Derenalagi	7	6	475	10	2	43	260	4	8	32	7	7	45	11	2	3	0	0	14	6
M. Doge	2	2	90	0	0	4	15	0	0	0	0	0	8	2	0	0	0	0	0	0
M. Dolokoto	6	0	84	0	0	5	30	0	2	2	0	2	4	0	0	0	0	0	0	0
I. Droasese	4	2	206	0	0	22	165	1	14	17	5	5	4	2	0	0	5	155	0	0
H. Hetet	9	2	286	0	0	21	92	0	3	3	0	1	47	7	5	7	0	0	0	0
T. Ikanivere	8	8	512	15	3	80	473	2	9	22	0	5	69	16	5	6	2	33	0	2
V. Karawalevu	6	6	479	15	3	64	658	12	13	33	7	6	13	14	1	3	8	216	1	0
J. Koroiduadua	3	0	65	0	0	5	16	0	0	2	2	0	8	0	1	2	0	0	1	0
S. Kuruvoli	5	1	146	0	0	12	68	2	1	133	5	6	13	3	0	1	12	283	0	0
P. Loganimasi	3	2	184	15	3	19	220	4	8	8	3	0	7	5	0	1	2	78	0	0
F. Lomani	8	8	492	10	2	31	185	1	9	468	2	7	56	14	2	4	63	1,759	4	0
S. Maqala	3	1	151	5	1	17	176	3	13	16	5	1	10	4	2	2	0	0	0	0
I. Masi	4	4	270	15	3	31	408	4	8	25	5	6	17	4	3	1	1	24	0	0
V. Mata	2	2	121	0	0	15	97	0	0	4	0	1	10	3	0	1	0	0	2	0
S. Matavesi	2	1	102	5	1	19	79	0	0	9	2	1	9	1	1	1	0	0	0	0
P. Matawalu	4	0	46	0	0	2	7	0	1	32	0	0	7	2	1	1	2	55	0	0
E. Mawi	8	7	413	0	0	26	118	0	3	15	4	2	45	5	4	4	0	0	0	0
T. Mayanavanua	8	7	513	5	1	37	147	0	5	7	1	1	57	14	7	1	0	0	10	2
V. Miramira	2	1	92	0	0	8	35	0	2	7	0	0	9	2	1	1	0	0	6	1
E. Momo	3	3	153	0	0	15	114	3	2	2	0	5	8	2	0	1	6	212	0	0
C. Muntz	8	7	579	75	1	52	398	3	15	164	3	2	64	14	2	2	42	1,308	0	0
W. Nalaga	1	0	17	0	0	1	4	0	0	0	0	0	3	2	0	0	0	0	0	0
I. Nasilasila	7	7	505	0	0	33	159	0	3	19	1	2	71	15	5	4	0	0	20	3
L. Natave	1	0	21	0	0	3	9	0	0	0	0	0	4	2	1	0	0	0	0	0
W. Nayacalevu	4	4	314	5	1	30	265	2	7	19	1	6	31	9	4	2	0	0	1	0
S. Radradra	2	2	101	0	0	20	130	3	5	16	4	2	6	2	1	1	1	58	1	0
P. Ravai	4	0	89	0	0	7	50	0	4	4	1	0	1	2	1	2	0	0	0	0
S. Ravutaumada	1	1	80	0	0	4	60	0	2	6	1	2	3	0	0	1	1	15	0	0
R. Rotuisolia	4	2	143	0	0	7	32	0	0	3	0	0	24	1	1	0	0	0	2	0
K. Salawa	8	7	541	15	3	48	417	5	15	22	6	5	61	14	2	4	4	82	1	0
M. Sorovi	1	0	13	0	0	0	0	0	0	15	0	0	0	0	0	0	1	5	0	0
I. Tabuavou	8	6	450	5	1	52	359	3	15	44	3	10	52	9	7	5	9	300	2	0
L. Tagi	1	1	71	0	0	5	32	0	1	1	0	2	5	0	1	3	0	0	0	0
L. Tagitagivalu	2	2	141	0	0	8	49	0	0	9	4	1	19	3	3	1	0	0	4	1
S. Tawake	7	6	392	0	0	40	151	0	2	10	1	0	60	13	2	7	0	0	1	0
Z. Togatama	2	0	17	0	0	0	0	0	0	0	0	0	5	3	0	0	0	0	0	0
J. Tuisova	1	1	80	5	1	15	111	1	5	5	1	0	12	1	2	0	2	25	0	0
A. Tuisue	8	2	222	5	1	29	144	0	6	9	0	1	17	3	3	5	1	4	0	0
M. Tuni	1	0	12	0	0	1	2	0	0	1	0	0	1	0	0	0	0	0	0	0
S. Uluinakauvadra	1	1	62	0	0	4	24	0	0	6	0	0	5	0	1	1	0	0	0	0
K. Valetini	1	0	21	0	0	5	28	0	0	0	0	0	6	0	0	0	0	0	0	0
M. Vocevoce	6	2	268	0	0	30	171	0	1	24	0	3	26	2	0	2	0	0	27	3
A. Vota	4	1	117	0	0	16	70	0	2	17	2	2	21	5	2	1	0	0	0	0
J. Wainiqolo	4	4	319	0	0	27	236	2	14	22	6	8	29	4	5	1	3	102	0	0

PLAYER RANKINGS

2024 INTERNATIONALS

PLAYER RANKINGS - POINTS

2024 INTERNATIONALS

POINTS

		Games	Points	Minutes	Pens	Conv	Drop Goals	Tries	
1	D. McKenzie	New Zealand	13	143	836	26	30	0	1
2	T. Alborno	Argentina	11	97	611	10	26	0	3
3	J. Crowley	Ireland	9	91	658	14	18	1	2
4	T. Ramos	France	7	90	560	16	21	0	0
5	N. Lolesio	Australia	10	81	662	15	18	0	0
6	S. Lee	Japan	7	76	461	8	21	0	2
7	C. Muntz	Fiji	8	75	579	10	20	0	1
8	H. Pollard	South Africa	10	74	448	16	13	0	0
8	M. Smith	England	8	74	508	11	14	1	2
10	F. Russell	Scotland	6	70	480	16	11	0	0

GOAL KICKING (MADE)

		Games	Minutes	Goals	Misses	Pens	Pens Missed	Conv	Conv Missed	Goal Kicking %	
1	D. McKenzie	New Zealand	13	836	56	16	26	6	30	10	77.8%
2	T. Ramos	France	7	560	37	5	16	2	21	3	88.1%
3	T. Alborno	Argentina	11	611	36	11	10	2	26	9	76.6%
4	N. Lolesio	Australia	10	662	33	9	15	3	18	6	78.6%
5	J. Crowley	Ireland	9	658	32	11	14	3	18	8	74.4%
6	C. Muntz	Fiji	8	579	30	8	10	0	20	8	78.9%
7	H. Pollard	South Africa	10	448	29	6	16	3	13	3	82.9%
7	S. Lee	Japan	7	461	29	1	8	1	21	0	96.7%
9	F. Russell	Scotland	6	480	27	1	16	0	11	1	96.4%
10	P. Garbisi	Italy	10	773	26	8	12	4	14	4	76.5%

GOAL KICKING (%)*

		Games	Kicks	Made	Available Points	Points Scored	Expected Points	Pts Gained	Goal Kicking %	
1	Leo Berdeu	France	1	7	7	19	19	14.1	4.9	100.0%
2	Seungsin Lee	Japan	6	30	29	69	66	60.9	5.1	96.7%
3	Finn Russell	Scotland	6	28	27	72	70	61.3	8.7	96.4%
4	Ben Donaldson	Australia	5	14	13	32	30	26.2	3.8	92.9%
5	Santiago Carreras	Argentina	6	20	18	49	45	41.9	3.1	90.0%
5	Beauden Barrett	New Zealand	3	10	9	21	19	16.5	2.5	90.0%
7	Thomas Ramos	France	7	42	37	102	90	79.7	10.3	88.1%
8	Martin Page-Relo	Italy	5	7	6	21	18	5.1	12.9	85.7%
8	Ioan Lloyd	Wales	3	7	6	14	12	10.4	1.6	85.7%
8	Ben Thomas	Wales	2	7	6	18	15	12.9	2.1	85.7%

*Minimum 5 Kicks at Goal



PLAYER RANKINGS - TRIES

2024 INTERNATIONALS

TRIES

		Games	Minutes Played	Tries	Tries / 80	
1	D. van der Merwe	Scotland	9	718	8	0.9
2	D. Riley	Japan	9	720	7	0.8
2	C. Clarke	New Zealand	8	581	7	1.0
4	M. Mapimpi	South Africa	5	390	6	1.2
4	T. Wright	Australia	10	800	6	0.6
4	M. Tele'a	New Zealand	9	566	6	0.8
4	W. Jordan	New Zealand	9	636	6	0.8
8	J. Mallia	Argentina	8	604	5	0.7
8	D. Graham	Scotland	2	145	5	2.8
8	D. Sheehan	Ireland	6	330	5	1.2
8	M. Carreras	Argentina	9	690	5	0.6
8	I. Feyi-Waboso	England	9	426	5	0.9

TRY ASSISTS

		Games	Minutes Played	Try Assists	Try Assists / 80	
1	B. Barrett	New Zealand	10	617	7	0.9
1	M. Smith	England	8	508	7	1.1
3	J. Gibson-Park	Ireland	7	447	6	1.1
4	D. McKenzie	New Zealand	13	836	5	0.5
4	H. Jones	Scotland	9	705	5	0.6
4	N. Saito	Japan	4	242	5	1.7
4	T. Alborno	Argentina	11	611	5	0.7
4	S. Lee	Japan	7	461	5	0.9
9	A. Hastings	Scotland	5	259	4	1.2
9	T. McDermott	Australia	10	258	4	1.2
9	A. Mitchell	England	7	451	4	0.7
9	F. Lomani	Fiji	8	492	4	0.7
9	S. Chocobares	Argentina	8	546	4	0.6
9	S. Fujiwara	Japan	9	413	4	0.8

TRY INVOLVEMENTS

		Games	Minutes Played	Try Involvements	% of Team Total	
1	D. Riley	Japan	9	720	10	15.2%
2	M. Smith	England	8	508	9	15.3%
3	B. Barrett	New Zealand	10	617	8	9.1%
3	D. van der Merwe	Scotland	9	718	8	8.2%
3	H. Jones	Scotland	9	705	8	8.2%
3	M. Mapimpi	South Africa	5	390	8	10.5%
3	T. Wright	Australia	10	800	8	14.0%
3	M. Tele'a	New Zealand	9	566	8	9.1%
3	W. Jordan	New Zealand	9	636	8	9.1%
3	T. Alborno	Argentina	11	611	8	10.1%
3	J. Dobie	Scotland	7	265	8	10.4%

PLAYER RANKINGS - CARRIES

2024 INTERNATIONALS

CARRIES

		Games	Total
1	B. Earl	England	11 173
2	A. Savea	New Zealand	12 155
3	R. Valetini	Australia	11 112
4	D. McKenzie	New Zealand	13 110
5	W. Sititi	New Zealand	9 109
6	J. Oviedo	Argentina	10 106
7	C. Doris	Ireland	9 105
8	H. Wilson	Australia	8 103
8	C. Winnett	Wales	9 103
10	P. Matera	Argentina	10 102

		Minutes	Per 80*
1	S. Negri	Italy	325 17.7
2	J. Wiese	South Africa	314 16.8
3	B. Earl	England	880 15.7
4	W. Sititi	New Zealand	579 15.1
5	D. Lake	Wales	305 13.9
6	E. Louw	South Africa	330 13.8
7	A. Bell	Australia	394 13.6
8	A. Savea	New Zealand	935 13.3
9	H. Wilson	Australia	625 13.2
10	P. Matera	Argentina	629 13.0

METRES

		Games	Total
1	D. Riley	Japan	9 1,025
2	T. Wright	Australia	10 1,019
3	W. Jordan	New Zealand	9 942
4	B. Earl	England	11 926
5	A. Savea	New Zealand	12 897
6	C. Clarke	New Zealand	8 865
7	M. Tuitama	Japan	7 855
8	J. Lowe	Ireland	9 777
9	D. van der Merwe	Scotland	9 777
10	D. McKenzie	New Zealand	13 768

		Minutes	Per 80*
1	M. Tuitama	Japan	494 138.5
2	I. Masi	Fiji	270 120.9
3	C. Clarke	New Zealand	581 119.2
4	W. Jordan	New Zealand	636 118.5
5	D. Riley	Japan	720 113.9
6	Y. Yazaki	Japan	374 113.5
7	A. Reed	Scotland	240 111.5
8	K. Rowe	Scotland	442 111.3
9	V. Karawalevu	Fiji	479 109.9
10	J. Wiese	South Africa	314 105.6

DEFENDERS BEATEN

		Games	Total
1	M. Tele'a	New Zealand	9 41
2	B. Earl	England	11 39
3	D. McKenzie	New Zealand	13 38
3	D. van der Merwe	Scotland	9 38
5	A. Savea	New Zealand	12 35
5	T. Wright	Australia	10 35
7	T. Menoncello	Italy	10 34
8	C. Kolbe	South Africa	8 33
8	D. Riley	Japan	9 33
10	M. Ioane	Italy	9 32

		Minutes	Per 80*
1	M. Tele'a	New Zealand	566 5.8
2	D. Penaud	France	400 5.4
3	M. Tuitama	Japan	494 4.7
4	M. Smith	England	508 4.6
5	B. Delguy	Argentina	424 4.5
6	K. Rowe	Scotland	442 4.5
7	S. Feinberg-Mngomezisi	South Africa	384 4.4
8	C. Clarke	New Zealand	581 4.3
9	D. van der Merwe	Scotland	718 4.2
10	I. Feyi-Waboso	England	426 4.1

*Minimum 240 minutes played



PLAYER RANKINGS - PASSING

2024 INTERNATIONALS

PASSES

		Games	Total
1	S. Fujiwara	Japan	9 515
2	J. Gibson-Park	Ireland	7 485
3	F. Lomani	Fiji	8 468
4	G. Bertranou	Argentina	10 461
5	J. Gordon	Australia	7 450
6	C. Ratima	New Zealand	11 403
7	T. Williams	Wales	6 391
8	T. Perenara	New Zealand	8 360
9	A. Mitchell	England	7 336
10	N. Saito	Japan	4 295

		Minutes	Per 80*
1	S. Fujiwara	Japan	413 99.8
2	N. Saito	Japan	242 97.5
3	J. Gibson-Park	Ireland	447 86.8
4	J. Gordon	Australia	419 85.9
5	T. McDermott	Australia	258 83.4
6	T. Williams	Wales	376 83.2
7	C. Ratima	New Zealand	393 82.0
8	T. Perenara	New Zealand	358 80.4
9	G. Horne	Scotland	281 77.7
10	F. Lomani	Fiji	492 76.1

PASSING ACCURACY**

		Total	%
1	C. Roigard	New Zealand	190 99.5%
2	K. Hardy	Wales	110 99.1%
3	B. Serin	France	101 99.0%
4	J. Dobie	Scotland	163 98.8%
5	S. Varney	Italy	149 98.7%
6	G. Williams	South Africa	233 98.3%
7	E. Bevan	Wales	173 98.3%
8	C. Ratima	New Zealand	403 98.3%
9	N. White	Australia	203 98.0%
10	J. Gordon	Australia	450 98.0%

BREAK ASSIST PASSES

		Games	Total
1	D. McKenzie	New Zealand	13 19
2	S. McDowall	Scotland	7 8
3	R. Henshaw	Ireland	8 7
3	T. Wright	Australia	10 7
3	S. Tuipulotu	Scotland	7 7
6	A. Fassi	South Africa	7 6
6	P. Garbisi	Italy	10 6
8	G. Ford	England	8 5
8	S. Kolisi	South Africa	8 5
8	S. Cordero	Argentina	4 5
8	F. Russell	Scotland	6 5
8	D. Riley	Japan	9 5
8	R. Valetini	Australia	11 5
8	R. Ioane	New Zealand	11 5
8	T. Alborno	Argentina	11 5
8	S. Chocobares	Argentina	8 5
8	J. Oviedo	Argentina	10 5

OFFLOADS

		Games	Total
1	S. Reece	New Zealand	9 16
2	W. Sititi	New Zealand	9 15
3	D. McKenzie	New Zealand	13 14
3	R. Snyman	South Africa	5 14
5	M. Ioane	Italy	9 13
5	J. Lowe	Ireland	9 13
7	M. Tele'a	New Zealand	9 12
8	H. Jones	Scotland	9 11
8	D. Penaud	France	5 11
8	W. Jordan	New Zealand	9 11

		Minutes	Per 80*
1	R. Snyman	South Africa	302 3.7
2	D. Penaud	France	400 2.2
3	S. Reece	New Zealand	589 2.2
4	W. Sititi	New Zealand	579 2.1
5	B. Dixon	South Africa	271 1.8
6	M. Tele'a	New Zealand	566 1.7
7	S. Waqa	Japan	311 1.5
8	L. Barre	France	363 1.5
9	J. Wainiqolo	Fiji	319 1.5
10	I. Masi	Fiji	270 1.5

*Minimum 240 minutes played **Minimum 100 Passes



PLAYER RANKINGS - KICKS

2024 INTERNATIONALS

KICKS IN PLAY

		Games	Total
1	D. McKenzie	New Zealand	13 105
2	F. Russell	Scotland	6 89
3	P. Garbisi	Italy	10 86
4	T. Alborno	Argentina	11 81
5	A. Mitchell	England	7 79
6	N. Lolesio	Australia	10 64
6	J. Crowley	Ireland	9 64
8	F. Lomani	Fiji	8 63
9	T. Williams	Wales	6 62
10	B. Barrett	New Zealand	10 60

		Minutes	Per 80*
1	F. Russell	Scotland	480 14.8
2	A. Mitchell	England	451 14.0
3	T. Williams	Wales	376 13.2
4	B. White	Scotland	343 12.6
5	S. Varney	Italy	246 12.0
6	T. Alborno	Argentina	611 10.6
7	S. Feinberg-Mngomezi	South Africa	384 10.4
8	F. Lomani	Fiji	492 10.2
9	D. McKenzie	New Zealand	836 10.0
10	G. Williams	South Africa	311 9.8

KICKING METRES

		Games	Total
1	D. McKenzie	New Zealand	13 3,170
2	F. Russell	Scotland	6 3,080
3	T. Alborno	Argentina	11 2,895
4	P. Garbisi	Italy	10 2,635
5	J. Lowe	Ireland	9 2,214
6	A. Mitchell	England	7 2,163
7	S. Carreras	Argentina	10 1,959
8	S. Lee	Japan	7 1,889
9	N. Lolesio	Australia	10 1,798
10	F. Lomani	Fiji	8 1,759

		Minutes	Per 80*
1	F. Russell	Scotland	480 513.3
2	A. Mitchell	England	451 383.6
3	T. Alborno	Argentina	611 379.1
4	T. Williams	Wales	376 362.3
5	S. Lee	Japan	461 327.8
6	B. White	Scotland	343 324.7
7	S. Feinberg-Mngomezi	South Africa	384 309.4
8	D. McKenzie	New Zealand	836 303.3
9	S. Carreras	Argentina	528 296.8
10	S. Varney	Italy	246 288.6

METRES / KICKS IN PLAY**

		Games	Avg*
1	Blair Kinghorn	Scotland	4 42.2
2	Leo Barre	France	5 40.4
3	James Lowe	Ireland	9 39.5
4	Cameron Winnett	Wales	9 39.0
5	Freddie Steward	England	4 37.2
6	Jordie Barrett	New Zealand	11 36.8
7	Santiago Carreras	Argentina	10 36.3
8	Juan Cruz Mallia	Argentina	8 36.2
9	Tomas Alborno	Argentina	11 35.7
10	Seungsin Lee	Japan	7 35.0

*Minimum 240 minutes played **Minimum 2 Kicks / 80min



PLAYER RANKINGS - LINEOUTS

2024 INTERNATIONALS

LINEOUTS WON (INC. STEALS)

		Games	Total
1	W. Dearn	Japan	10 52
2	F. Ruzza	Italy	9 46
3	M. Itoje	England	11 42
4	E. Etzebeth	South Africa	11 39
4	J. Gonzalez	Argentina	8 39
6	N. Frost	Australia	8 36
7	R. Nortje	South Africa	5 34
8	A. Beard	Wales	7 32
9	L. Salakaia-Loto	Australia	9 31
10	F. Molina	Argentina	11 30
10	M. Vocevoce	Fiji	6 30

		Minutes	Per 80*
1	M. Vocevoce	Fiji	268 9.0
2	R. Nortje	South Africa	369 7.4
3	F. Ruzza	Italy	532 6.9
4	A. Beard	Wales	407 6.3
5	L. Salakaia-Loto	Australia	412 6.0
6	J. Gonzalez	Argentina	551 5.7
7	W. Dearn	Japan	761 5.5
8	F. Molina	Argentina	450 5.3
9	N. Frost	Australia	556 5.2
10	O. Chessum	England	331 5.1

LINEOUT STEALS

		Games	Total
1	W. Dearn	Japan	10 8
2	L. Salakaia-Loto	Australia	9 7
2	T. Vaa'i	New Zealand	12 7
4	M. Derenalagi	Fiji	7 6
5	M. Itoje	England	11 4
5	E. Etzebeth	South Africa	11 4
5	P. du Toit	South Africa	10 4
5	S. Cummings	Scotland	8 4
5	N. Frost	Australia	8 4
5	J. Moro	Argentina	1 4

		Minutes	Per 80*
1	L. Salakaia-Loto	Australia	412 1.4
2	M. Derenalagi	Fiji	475 1.0
3	M. Vocevoce	Fiji	268 0.9
4	W. Dearn	Japan	761 0.8
5	T. Vaa'i	New Zealand	697 0.8
6	P. Tuipulotu	New Zealand	301 0.8
7	O. Chessum	England	331 0.7
8	E. Ashman	Scotland	334 0.7
9	J. Bayliss	Scotland	250 0.6
10	S. Cummings	Scotland	542 0.6

LINEOUT THROWS WON

		Games	Total
1	J. George	England	11 100
2	C. Taylor	New Zealand	10 88
3	M. Harada	Japan	10 80
4	J. Montoya	Argentina	9 77
5	B. Mbonambi	South Africa	9 70
6	M. Faessler	Australia	9 69
7	T. Ikanivere	Fiji	8 66
7	G. Nicotera	Italy	9 66
9	M. Marx	South Africa	11 59
10	A. Aumua	New Zealand	13 58

LINEOUT SUCCESS RATE**

		Games	Total*
1	E. Dee	Wales	5 96.2%
2	I. Ruiz	Argentina	10 93.0%
3	J. George	England	11 90.9%
3	B. Mbonambi	South Africa	9 90.9%
5	D. Lake	Wales	5 90.6%
6	M. Faessler	Australia	9 89.6%
7	M. Harada	Japan	10 88.9%
8	D. Sheehan	Ireland	6 88.7%
9	J. Montoya	Argentina	9 88.5%
10	C. Taylor	New Zealand	10 87.1%

*Minimum 240 minutes played **Minimum 2 lineout throws / 80



PLAYER RANKINGS - TACKLES & TURNOVERS

2024 INTERNATIONALS

SUCCESSFUL TACKLES

			Games	Total
1	M. Lamaro	Italy	10	155
2	B. Earl	England	11	149
3	R. Darge	Scotland	9	132
4	M. Itoje	England	11	131
5	T. Reffell	Wales	9	127
6	N. Cannone	Italy	10	122
7	A. Savea	New Zealand	12	121
8	S. Barrett	New Zealand	10	115
8	D. Jenkins	Wales	7	115
10	P. du Toit	South Africa	10	114

			Minutes	Per 80*
1	A. Griffin	Wales	274	19.9
2	C. Tizzano	Australia	307	19.3
3	C. Tshiunza	Wales	251	19.1
4	G. Lucchesi	Italy	379	18.2
5	J. Ryan	Ireland	314	18.1
6	M. Lamaro	Italy	689	18.0
7	L. Cannone	Italy	365	18.0
8	P. Boudehent	France	265	17.8
9	R. Darge	Scotland	600	17.6
10	D. Jenkins	Wales	530	17.4

DOMINANT TACKLES

			Games	Total
1	R. Darge	Scotland	9	17
1	T. Menoncello	Italy	10	17
3	P. Schoeman	Scotland	10	15
3	J. Gonzalez	Argentina	8	15
5	M. Lamaro	Italy	10	13
5	T. Freeman	England	11	13
5	P. Rubiolo	Argentina	9	13
8	J. Ryan	Ireland	7	12
8	N. Cannone	Italy	10	12
10	M. Kremer	Argentina	8	11

TACKLE SUCCESS RATE**

			Minutes	%*
1	G. Gilchrist	Scotland	451	100.0%
2	E. Dee	Wales	298	97.9%
3	E. Bello	Argentina	256	93.8%
4	J. Dempsey	Scotland	469	93.5%
5	S. Negri	Italy	325	93.4%
6	A. Griffin	Wales	274	93.2%
7	M. Leitch	Japan	240	92.9%
8	C. Tshiunza	Wales	251	92.3%
9	L. Cannone	Italy	365	92.1%
10	P. Schoeman	Scotland	517	92.0%

BREAKDOWN STEALS

			Games	Total
1	T. Vaa'i	New Zealand	12	13
2	W. Dearn	Japan	10	12
3	M. Derenalagi	Fiji	7	10
4	M. Itoje	England	11	9
4	T. Reffell	Wales	9	9
6	S. Barrett	New Zealand	10	7
6	A. Savea	New Zealand	12	7
6	T. Beirne	Ireland	8	7
6	S. Underhill	England	9	7
6	L. Salakaia-Loto	Australia	9	7
6	G. Lucchesi	Italy	10	7

			Minutes	Per 80*
1	M. Derenalagi	Fiji	475	1.7
2	P. Tuiipulotu	New Zealand	301	1.6
3	G. Colombe	France	253	1.6
4	T. Vaa'i	New Zealand	697	1.5
5	G. Lucchesi	Italy	379	1.5
6	L. Salakaia-Loto	Australia	412	1.4
7	J. Bayliss	Scotland	250	1.3
8	W. Dearn	Japan	761	1.3
9	C. Ratima	New Zealand	393	1.2
10	T. Reffell	Wales	598	1.2

*Minimum 240 minutes played **Minimum 5 tackles / 80



PLAYER RANKINGS - DISCIPLINE

2024 INTERNATIONALS

PENS CONCEDED

		Games	Total	
1	S. Cane	New Zealand	8	7
1	D. van der Merwe	Scotland	9	7
1	K. Smith	South Africa	11	7
1	T. Tupou	Australia	7	7
1	J. Ryan	Ireland	7	7
1	L. Salakaia-Loto	Australia	9	7
1	J. Barrett	New Zealand	11	7
1	H. Wilson	Australia	8	7
1	S. Tawake	Fiji	7	7
1	J. Gonzalez	Argentina	8	7
1	A. Bell	Australia	7	7
1	H. Hetet	Fiji	9	7
1	G. Brown	Scotland	4	7
1	A. Griffin	Wales	5	7
1	T. Menoncello	Italy	10	7
1	S. Takeuchi	Japan	9	7

		Minutes	Per 80*	
1	J. Slipper	Australia	243	2.6
2	A. Griffin	Wales	274	2.0
3	H. Hetet	Fiji	286	2.0
4	J. Sclavi	Argentina	372	1.9
5	A. Porter	Ireland	579	1.9
6	G. Lucchesi	Italy	379	1.9
7	T. Tupou	Australia	300	1.9
8	A. Roumat	France	260	1.8
9	J. Ryan	Ireland	314	1.8
10	Z. Fagerson	Scotland	466	1.7

CARDS

		Games	Yellows	
1	K. Arendse	South Africa	8	3
2	A. Kellaway	Australia	11	2
2	P. O'Mahony	Ireland	8	2
2	A. Lienert-Brown	New Zealand	13	2
2	C. Clarke	New Zealand	8	2
2	A. Fassi	South Africa	7	2
2	E. Ashman	Scotland	9	2
8	E. Daly	England	5	1
8	F. Gomez Kodela	Argentina	2	1
8	U. Atonio	France	5	1
8	W. Le Roux	South Africa	5	1
8	O. Tu'ungafasi	New Zealand	10	1
8	J. Wiese	South Africa	6	1
8	D. van der Merwe	Scotland	9	1
8	M. Marx	South Africa	11	1

		Games	Reds	
1	P. Matera	Argentina	10	1
1	J. Danty	France	3	1
1	S. Kerevi	Australia	1	1
1	A. Esterhuizen	South Africa	3	1
1	P. Willemse	France	1	1
1	C. Ewels	England	1	1
1	A. Cocagi	Fiji	1	1
1	S. Cummings	Scotland	8	1
1	F. Daugunu	Australia	4	1
1	S. Radradra	Fiji	2	1
1	K. Shimokawa	Japan	8	1
1	W. Dearn	Japan	10	1

*Minimum 240 minutes played



PLAYER COMPARISON
2024 INTERNATIONALS
IRELAND & FIJI

PLAYER COMPARISON - POINTS

2024 INTERNATIONALS

POINTS							
IRELAND			FIJI				
		Games	Total				
1	J. Crowley	9	91	1	C. Muntz	8	75
2	D. Sheehan	6	25	2	E. Canakaivata	9	20
3	J. Lowe	9	20	3	T. Ikanivere	8	15
4	C. Frawley	6	11	3	I. Masi	4	15
5	C. Murray	7	10	3	K. Salawa	8	15
5	T. Beirne	8	10	3	P. Loganimasi	3	15
5	C. Nash	7	10	3	V. Karawalevu	6	15

TRIES							
IRELAND			FIJI				
		Games	Total				
1	D. Sheehan	6	5	1	E. Canakaivata	9	4
2	J. Lowe	9	4	2	T. Ikanivere	8	3
3	C. Murray	7	2	2	I. Masi	4	3
3	T. Beirne	8	2	2	K. Salawa	8	3
3	C. Nash	7	2	2	P. Loganimasi	3	3
3	J. Crowley	9	2	2	V. Karawalevu	6	3

GOAL KICKING*									
IRELAND				FIJI					
		Made	Missed	%					
1	J. Crowley	32	11	74.4%	1	C. Muntz	30	8	78.9%
					2	V. Botitu	2	3	40.0%

*Minimum 5 Kicks at Goal

PLAYER COMPARISON - CARRIES

2024 INTERNATIONALS

CARRIES							
IRELAND			FIJI				
		Games	Total				
1	C. Doris	9	105	1	T. Ikanivere	8	80
2	J. Lowe	9	85	2	E. Canakaivata	9	75
3	R. Henshaw	8	71	3	V. Karawalevu	6	64
4	B. Aki	6	66	4	C. Muntz	8	52
5	J. Crowley	9	65	4	I. Tabuavou	8	52

METRES							
IRELAND			FIJI				
		Games	Total				
1	J. Lowe	9	776.9	1	V. Karawalevu	6	657.8
2	C. Doris	9	507.5	2	T. Ikanivere	8	472.7
3	B. Aki	6	461.4	3	E. Canakaivata	9	417.0
4	R. Henshaw	8	419.0	4	K. Salawa	8	416.7
5	J. Crowley	9	366.7	5	I. Masi	4	408.1

DEFENDERS BEATEN							
IRELAND			FIJI				
		Games	Total				
1	J. Lowe	9	24	1	C. Muntz	8	15
2	R. Henshaw	8	16	1	I. Tabuavou	8	15
3	B. Aki	6	14	1	K. Salawa	8	15
3	C. Nash	7	14	4	I. Droasese	4	14
3	J. Crowley	9	14	4	J. Wainiqolo	4	14
				4	E. Canakaivata	9	14

PLAYER COMPARISON - PASSING

2024 INTERNATIONALS

PASSES

IRELAND			FIJI		
	Games	Total		Games	Total
1 J. Gibson-Park	7	485	1 F. Lomani	8	468
2 J. Crowley	9	218	2 C. Muntz	8	164
3 C. Casey	3	159	3 S. Kuruvoli	5	133
4 C. Murray	7	137	4 I. Armstrong-Ravula	9	118
5 J. Lowe	9	65	5 I. Tabuavou	8	44

PASSING ACCURACY%**

IRELAND			FIJI		
	Games	Total		Games	Total
1 C. Casey	3	97.5%	1 S. Kuruvoli	5	97.0%
2 J. Gibson-Park	7	97.1%	2 F. Lomani	8	96.4%
3 J. Crowley	9	95.4%	3 C. Muntz	8	96.3%
4 C. Murray	7	94.9%	4 I. Armstrong-Ravula	9	90.7%

OFFLOADS

IRELAND			FIJI		
	Games	Total		Games	Total
1 J. Lowe	9	13	1 M. Derenalagi	7	7
2 R. Henshaw	8	7	1 V. Karawalevu	6	7
3 J. Crowley	9	6	3 J. Wainiqolo	4	6
4 R. Kelleher	9	5	3 K. Salawa	8	6
5 J. McCarthy	9	4	5 I. Droasese	4	5
			5 S. Kuruvoli	5	5
			5 I. Masi	4	5
			5 S. Maqala	3	5

PLAYER COMPARISON - KICKS

2024 INTERNATIONALS

KICKS IN PLAY							
IRELAND			FIJI				
		Games	Total				
1	J. Crowley	9	64	1	F. Lomani	8	63
2	J. Lowe	9	56	2	C. Muntz	8	42
3	J. Gibson-Park	7	46	3	I. Armstrong-Ravula	9	35
4	C. Casey	3	17	4	V. Botitu	3	12
5	C. Murray	7	14	4	S. Kuruvoli	5	12

KICKING METRES							
IRELAND			FIJI				
		Games	Total				
1	J. Lowe	9	2,213.5	1	F. Lomani	8	1,759.3
2	J. Crowley	9	1,507.3	2	C. Muntz	8	1,308.1
3	J. Gibson-Park	7	1,134.9	3	I. Armstrong-Ravula	9	917.6
4	C. Casey	3	392.2	4	V. Botitu	3	342.8
5	H. Keenan	5	377.1	5	I. Tabuavou	8	300.0

METRES / KICKS IN PLAY**							
IRELAND			FIJI				
		Games	Avg*				
1	J. Lowe	9	39.5	1	J. Wainiqolo	4	33.9
2	J. Gibson-Park	7	24.7	2	I. Tabuavou	8	33.3
3	J. Crowley	9	23.6	3	C. Muntz	8	31.1
				4	F. Lomani	8	27.9
				5	V. Karawalevu	6	27.0

*Minimum 240 minutes played **Minimum 2 Kicks / 80min

PLAYER COMPARISON - LINEOUTS

2024 INTERNATIONALS

LINEOUTS WON (INC. STEALS)

IRELAND		Games	Total
1	T. Beirne	8	26
2	P. O'Mahony	8	14
2	R. Baird	8	14
4	J. McCarthy	9	12
5	J. Ryan	7	11
5	C. Doris	9	11

FIJI		Games	Total
1	M. Vocevoce	6	30
2	I. Nasilasila	7	23
3	M. Derenalagi	7	20
4	T. Mayanavanua	8	12
5	V. Miramira	2	7

LINEOUT STEALS

IRELAND		Games	Total
1	T. Beirne	8	3
2	J. Ryan	7	2
3	R. Kelleher	9	1
3	R. Baird	8	1
3	J. McCarthy	9	1

FIJI		Games	Total
1	M. Derenalagi	7	6
2	I. Nasilasila	7	3
2	M. Vocevoce	6	3
4	T. Mayanavanua	8	2
4	T. Ikanivere	8	2

LINEOUT THROWS WON

IRELAND		Games	Total
1	D. Sheehan	6	47
2	R. Kelleher	9	40
3	R. Herring	3	8

FIJI		Games	Total
1	T. Ikanivere	8	66
2	S. Matavesi	2	18
3	M. Dolokoto	6	11
4	Z. Togatama	2	2
5	J. Wainiqolo	4	1
5	I. Armstrong-Ravula	9	1
5	V. Karawalevu	6	1

PLAYER COMPARISON - TACKLES

2024 INTERNATIONALS

IRELAND			FIJI		
	Games	Total		Games	Total
1 C. Doris	9	98	1 I. Nasilasila	7	71
2 J. van der Flier	9	93	2 T. Ikanivere	8	69
3 T. Beirne	8	86	3 C. Muntz	8	64
4 A. Porter	9	77	4 K. Salawa	8	61
5 J. McCarthy	9	75	5 S. Tawake	7	60
			5 E. Canakaivata	9	60

IRELAND			FIJI		
	Games	Total		Games	Total
1 J. Ryan	7	12	1 E. Canakaivata	9	8
2 J. McCarthy	9	9	2 T. Mayanavanua	8	7
3 T. Beirne	8	6	2 I. Tabuavou	8	7
3 C. Nash	7	6	4 T. Ikanivere	8	5
3 C. Doris	9	6	4 H. Hetet	9	5
			4 I. Nasilasila	7	5
			4 J. Wainiqolo	4	5

IRELAND			FIJI		
	Games	Total		Games	Total
1 T. Beirne	8	7	1 M. Derenalagi	7	10
2 J. Lowe	9	5	2 T. Mayanavanua	8	4
3 J. van der Flier	9	4	2 I. Nasilasila	7	4
3 J. Ryan	7	4	2 M. Vocevoce	6	4
3 C. Doris	9	4	5 E. Mawi	8	3
			5 L. Tagitagivalu	2	3
			5 T. Ikanivere	8	3
			5 V. Miramira	2	3
			5 K. Salawa	8	3

PLAYER COMPARISON - DISCIPLINE

2024 INTERNATIONALS

PENS CONCEDED

IRELAND			FIJI		
	Games	Total		Games	Total
1 A. Porter	9	14	1 S. Tawake	7	7
2 J. McCarthy	9	10	1 H. Hetet	9	7
3 J. Ryan	7	7	3 T. Ikanivere	8	6
4 J. Lowe	9	6	4 A. Tuisue	8	5
4 F. Bealham	8	6	4 I. Tabuavou	8	5

YELLOW CARDS

IRELAND			FIJI		
	Games	Total		Games	Total
1 P. O'Mahony	8	2	1 A. Tuisue	8	1
2 F. Bealham	8	1	1 T. Mayanavanua	8	1
2 T. Beirne	8	1	1 F. Lomani	8	1
2 J. Ryan	7	1	1 A. Vota	4	1
2 C. Doris	9	1	1 T. Ikanivere	8	1
2 R. Kelleher	9	1	1 S. Kuruvoli	5	1
2 H. Byrne	2	1	1 E. Canakaivata	9	1
2 J. McCarthy	9	1			

RED CARDS

IRELAND			FIJI		
	Games	Total		Games	Total
			1 A. Cocagi	1	1
			1 S. Radradra	2	1