

Insights by **Sage**



# ***PREVIEW REPORT***

***IRELAND - AUSTRALIA***

***2024 AUTUMN NATIONS SERIES***

***ROUND 5***

***30/11/2024***





## **IRELAND vs AUSTRALIA**

2024 AUTUMN NATIONS SERIES



### **OPTA FACTS**

- Ireland have won five of their last six matches against Australia, including their last three in a row, only once before have they enjoyed a longer winning run against the Wallabies, a four game streak between 1958 and 1968.
- The last three fixtures between Ireland and Australia in Dublin have been won by the hosts, all three games decided by a three-point margin; Australia's last away win against Ireland came in 2013 when current Wallabies head-coach Joe Schmidt was in charge of Ireland.
- This is the ninth time that Australia have played all of England, Wales, Scotland and Ireland in the same calendar year; they won their first four such fixtures this year (3 v Wales, 1 v England) but their defeat to Scotland last weekend means they are unable to complete a grand slam over the four nations for just the second time after 1984.
- Ireland have won 21 of their last 22 matches at the Aviva Stadium (L1), with their only defeat coming against New Zealand earlier this month; they haven't lost multiple games in Dublin in a calendar year since 2013 when they suffered three defeats, two of which came under Joe Schmidt, the current Wallabies Head Coach.
- Australia have won three of their six away games in 2024 and will be aiming to win four such fixtures in a calendar year for the first time since 2016 (W4 L5), while their 50% win rate on the road this year is currently their best since 2015 (75%, W3 L1).
- Ireland have conceded both the fewest defensive 22 entries per match (6.6) and the fewest points per entry (1.8) of any Tier 1 team in 2024, while Australia have conceded 11.4 entries per game, the most of any such side this year.
- Australia have conceded fewer turnovers per game than any other Tier 1 nation in 2024 (12.4), while only Italy (6.6) have won more turnovers per game than them this year (6.2), however, the Wallabies have also conceded the second most penalties of any team on average in 2024 (10.9, Scotland – 11.1).
- Ireland have retained possession from a higher share of their attacking rucks than any other Tier 1 side in 2024 (97.3%), while Australia have the third best rate of any team this year (96.8%) and have also completed a higher share of their rucks in under three seconds than any other nation (65.8%).
- Australia's Tom Wright has gained 339 metres during this year's Autumn Nations Series, more than any other player, while only Louis Bielle-Biarrey (8) has made more line breaks than the Wallabies full back (7); meanwhile, teammate Angus Bell has averaged 5.3 defenders beaten per 80 minutes this month, the best rate of any forward (min. 80 minutes).
- Cian Healy could make his 134th international appearance in this fixture, surpassing Brian O'Driscoll as Ireland's most capped player in men's Test history; the only prop with more caps for a single nation is James Slipper, who could make his 143rd Wallabies appearance in this game and become the outright fourth most capped player of all time, surpassing Sergio Parisse (behind Alun Wyn Jones, Sam Whitelock and Richie McCaw).

# MATCH SQUADS

2024 AUTUMN NATIONS SERIES

| Ireland             | #  | Australia             |
|---------------------|----|-----------------------|
| Hugo Keenan         | 15 | Tom Wright            |
| Mack Hansen         | 14 | Andrew Kellaway       |
| Robbie Henshaw      | 13 | Joseph-Aukuso Suaalii |
| Bundee Aki          | 12 | Len Ikitau            |
| James Lowe          | 11 | Max Jorgensen         |
| Sam Prendergast     | 10 | Noah Lolesio          |
| Jamison Gibson-Park | 9  | Jake Gordon           |
| Andrew Porter       | 1  | James Slipper         |
| Ronan Kelleher      | 2  | Brandon Paenga-Amosa  |
| Finlay Bealham      | 3  | Taniela Tupou         |
| Joe McCarthy        | 4  | Nick Frost            |
| James Ryan          | 5  | Jeremy Williams       |
| Tadhg Beirne        | 6  | Rob Valetini          |
| Josh van der Flier  | 7  | Fraser McReight       |
| Caelan Doris        | 8  | Harry Wilson          |
| Gus McCarthy        | 16 | Billy Pollard         |
| Cian Healy          | 17 | Angus Bell            |
| Tom O'Toole         | 18 | Allan Alaalatoa       |
| Iain Henderson      | 19 | Lukhan Salakaia-Loto  |
| Peter O'Mahony      | 20 | Langi Gleeson         |
| Craig Casey         | 21 | Tate McDermott        |
| Jack Crowley        | 22 | Tane Edmed            |
| Garry Ringrose      | 23 | Harry Potter          |



# IRELAND MATCH SQUAD DETAILS

2024 AUTUMN NATIONS SERIES

| #  | Player              | Age | Height | Weight | Caps | Points | Tries |
|----|---------------------|-----|--------|--------|------|--------|-------|
| 15 | Hugo Keenan         | 28  | 185    | 91     | 41   | 60     | 12    |
| 14 | Mack Hansen         | 26  | 188    | 89     | 24   | 60     | 12    |
| 13 | Robbie Henshaw      | 31  | 185    | 95     | 76   | 50     | 10    |
| 12 | Bundee Aki          | 34  | 178    | 102    | 59   | 85     | 17    |
| 11 | James Lowe          | 32  | 188    | 101    | 35   | 80     | 16    |
| 10 | Sam Prendergast     | 21  | 193    | 91     | 2    | 10     | 0     |
| 9  | Jamison Gibson-Park | 32  | 175    | 83     | 37   | 30     | 6     |
| 1  | Andrew Porter       | 28  | 183    | 125    | 69   | 30     | 6     |
| 2  | Ronan Kelleher      | 26  | 185    | 108    | 36   | 40     | 8     |
| 3  | Finlay Bealham      | 33  | 188    | 119    | 45   | 15     | 3     |
| 4  | Joe McCarthy        | 23  | 198    | 112    | 15   | 10     | 2     |
| 5  | James Ryan          | 28  | 201    | 107    | 66   | 25     | 5     |
| 6  | Tadhg Beirne        | 32  | 198    | 113    | 55   | 55     | 11    |
| 7  | Josh van der Flier  | 31  | 183    | 105    | 67   | 60     | 12    |
| 8  | Caelan Doris        | 26  | 193    | 106    | 46   | 35     | 7     |
| 16 | Gus McCarthy        | 21  | 178    | 107    | 1    | 5      | 1     |
| 17 | Cian Healy          | 37  | 185    | 110    | 133  | 60     | 12    |
| 18 | Tom O'Toole         | 26  | 184    | 120    | 15   | 0      | 0     |
| 19 | Iain Henderson      | 32  | 199    | 119    | 83   | 30     | 6     |
| 20 | Peter O'Mahony      | 35  | 191    | 106    | 109  | 25     | 5     |
| 21 | Craig Casey         | 25  | 165    | 75     | 17   | 7      | 1     |
| 22 | Jack Crowley        | 24  | 185    | 89     | 18   | 121    | 2     |
| 23 | Garry Ringrose      | 29  | 185    | 92     | 62   | 77     | 15    |



# AUSTRALIA MATCH SQUAD DETAILS

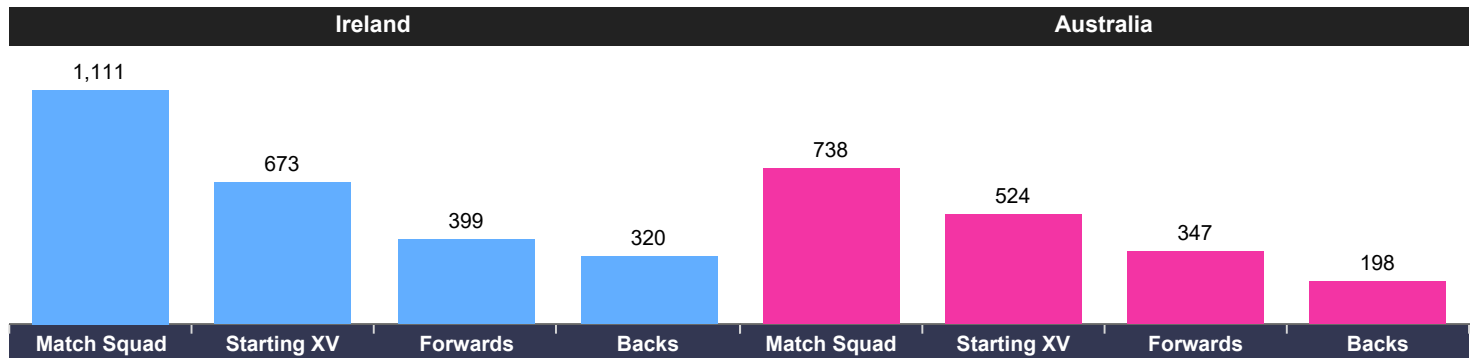
2024 AUTUMN NATIONS SERIES

| #  | Player                | Age | Height | Weight | Caps | Points | Tries |
|----|-----------------------|-----|--------|--------|------|--------|-------|
| 15 | Tom Wright            | 27  | 187    | 98     | 36   | 50     | 10    |
| 14 | Andrew Kellaway       | 29  | 183    | 94     | 38   | 65     | 13    |
| 13 | Joseph-Aukuso Suaalii | 21  | 196    | 98     | 3    | 0      | 0     |
| 12 | Len Ikitau            | 26  | 182    | 96     | 38   | 30     | 6     |
| 11 | Max Jorgensen         | 20  | 181    | 88     | 6    | 5      | 1     |
| 10 | Noah Lolesio          | 24  | 181    | 89     | 28   | 211    | 2     |
| 9  | Jake Gordon           | 31  | 185    | 87     | 28   | 15     | 3     |
| 1  | James Slipper         | 35  | 186    | 117    | 142  | 15     | 3     |
| 2  | Brandon Paenga-Amosa  | 28  | 183    | 117    | 19   | 5      | 1     |
| 3  | Taniela Tupou         | 28  | 184    | 148    | 57   | 35     | 7     |
| 4  | Nick Frost            | 25  | 206    | 120    | 24   | 5      | 1     |
| 5  | Jeremy Williams       | 23  | 198    | 113    | 9    | 5      | 1     |
| 6  | Rob Valetini          | 26  | 193    | 117    | 51   | 25     | 5     |
| 7  | Fraser McReight       | 25  | 186    | 108    | 24   | 50     | 10    |
| 8  | Harry Wilson          | 25  | 195    | 115    | 21   | 5      | 1     |
| 16 | Billy Pollard         | 22  | 186    | 110    | 5    | 0      | 0     |
| 17 | Angus Bell            | 24  | 192    | 125    | 36   | 5      | 1     |
| 18 | Allan Alaalatoa       | 30  | 185    | 123    | 79   | 5      | 1     |
| 19 | Lukhan Salakaia-Loto  | 28  | 201    | 124    | 40   | 10     | 2     |
| 20 | Langi Gleeson         | 23  | 188    | 110    | 13   | 0      | 0     |
| 21 | Tate McDermott        | 26  | 176    | 84     | 40   | 15     | 3     |
| 22 | Tane Edmed            | 24  | 183    | 91     | 0    | 0      | 0     |
| 23 | Harry Potter          | 26  | 185    | 95     | 1    | 5      | 1     |

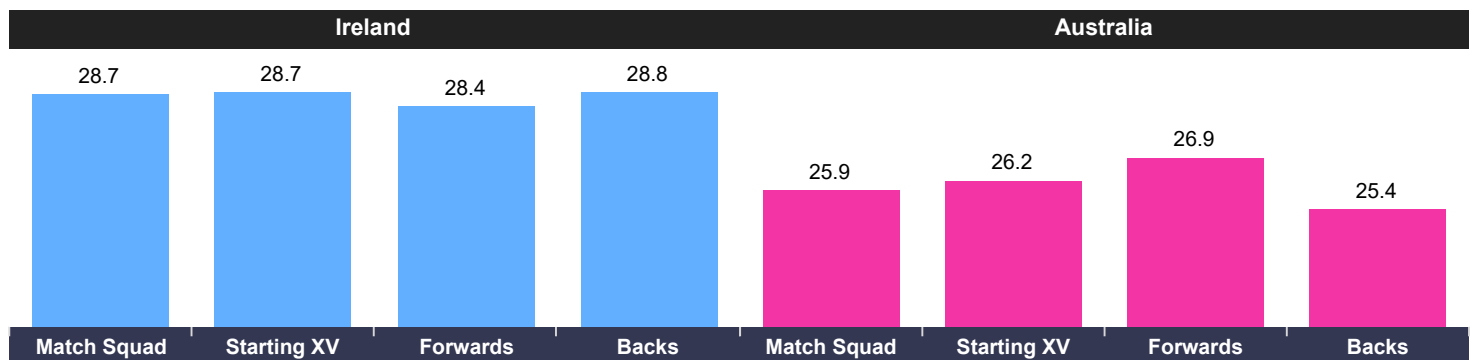
# MATCH SQUAD - SQUAD COMPARISON

2024 AUTUMN NATIONS SERIES

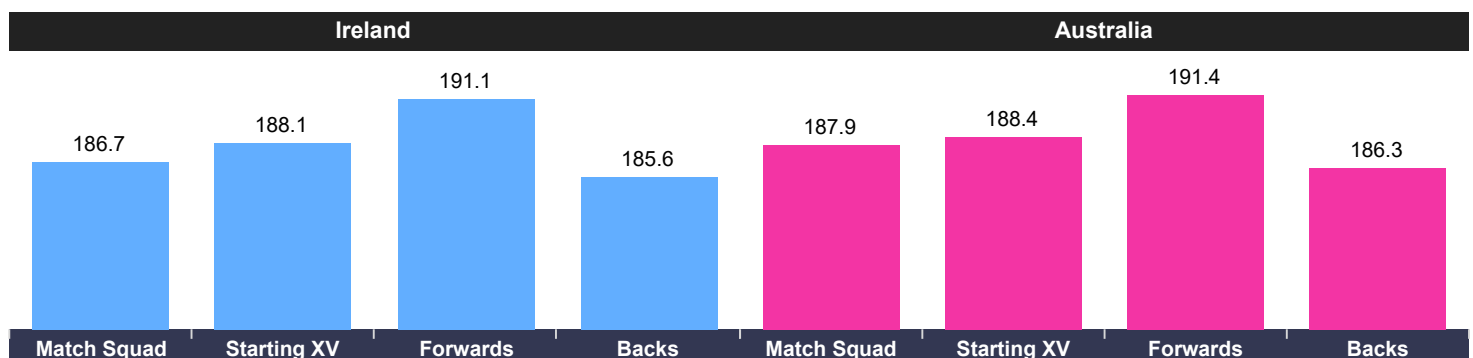
## CAPS - TOTAL



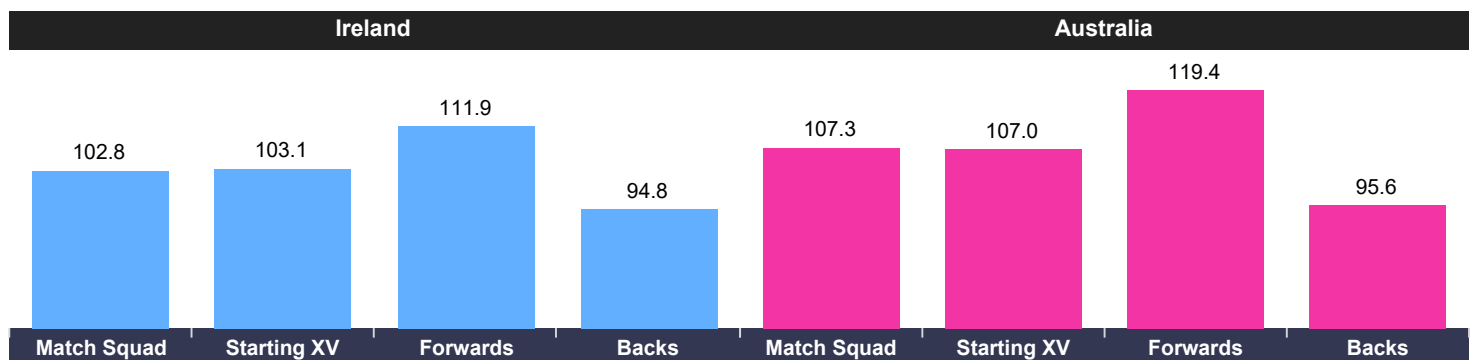
## AGE - AVERAGES



## HEIGHT - AVERAGES



## WEIGHT - AVERAGES



## LAST MATCH DETAILS

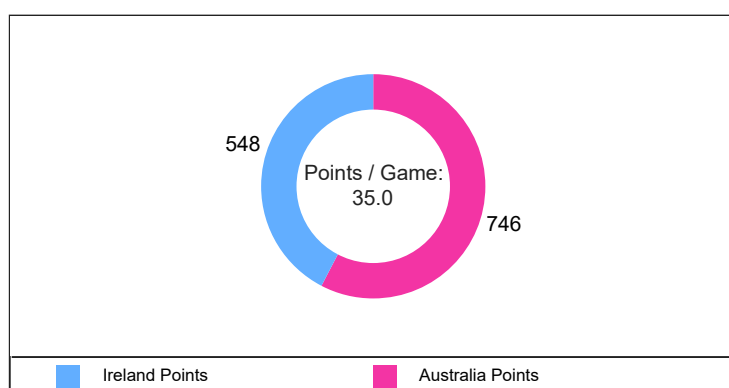
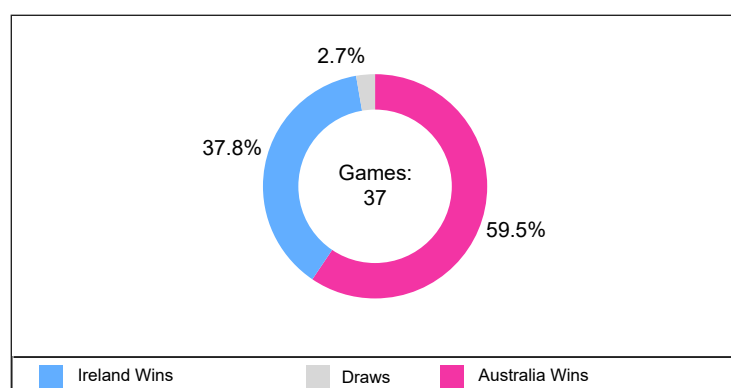
| IRELAND   |                    |         |           |          |              |           |            |          |
|---|--------------------|---------|-----------|----------|--------------|-----------|------------|----------|
| Autumn Nations Series v Fiji (23/11/2024) 52-17 (W) |                    |         |           |          |              |           |            |          |
| #   | Player             | Minutes | Points    | Tries    | Ball Carries | Kicks     | Tackles    | Cards    |
| 15  | Jamie Osborne      | 27      | 0         | 0        | 5            | 4         | 1          | 0        |
| 14  | Mack Hansen        | 80      | 10        | 2        | 9            | 1         | 3          | 0        |
| 13  | Robbie Henshaw     | 48      | 0         | 0        | 7            | 0         | 4          | 0        |
| 12  | Bundee Aki         | 73      | 5         | 1        | 17           | 0         | 8          | 0        |
| 11  | Jacob Stockdale    | 49      | 0         | 0        | 10           | 1         | 1          | 0        |
| 10  | Sam Prendergast    | 70      | 10        | 0        | 6            | 7         | 8          | 1        |
| 9   | Craig Casey        | 80      | 7         | 1        | 4            | 5         | 9          | 0        |
| 1   | Andrew Porter      | 48      | 0         | 0        | 4            | 0         | 5          | 0        |
| 2   | Gus McCarthy       | 80      | 5         | 1        | 9            | 0         | 7          | 0        |
| 3   | Finlay Bealham     | 48      | 0         | 0        | 3            | 0         | 8          | 0        |
| 4   | Joe McCarthy       | 80      | 0         | 0        | 8            | 0         | 10         | 0        |
| 5   | Tadhg Beirne       | 80      | 0         | 0        | 10           | 0         | 13         | 0        |
| 6   | Cormac Izuchukwu   | 51      | 0         | 0        | 3            | 0         | 6          | 0        |
| 7   | Josh van der Flier | 48      | 5         | 1        | 5            | 0         | 11         | 0        |
| 8   | Caelan Doris       | 80      | 5         | 1        | 16           | 0         | 17         | 0        |
| 16  | Ronan Kelleher     | 7       | 5         | 1        | 1            | 0         | 0          | 0        |
| 17  | Tom O'Toole        | 32      | 0         | 0        | 0            | 0         | 1          | 0        |
| 18  | Thomas Clarkson    | 32      | 0         | 0        | 2            | 0         | 4          | 0        |
| 19  | Iain Henderson     | 29      | 0         | 0        | 4            | 0         | 2          | 0        |
| 20  | Cian Prendergast   | 32      | 0         | 0        | 0            | 0         | 3          | 0        |
| 21  | Conor Murray       | 31      | 0         | 0        | 1            | 0         | 6          | 0        |
| 22  | Ciaran Frawley     | 53      | 0         | 0        | 7            | 2         | 5          | 0        |
| 23  | Stuart McCloskey   | 32      | 0         | 0        | 5            | 0         | 5          | 0        |
| <b>Team Total</b>                                   |                    | -       | <b>52</b> | <b>8</b> | <b>136</b>   | <b>20</b> | <b>137</b> | <b>1</b> |

| AUSTRALIA   |                       |         |           |          |              |           |            |          |
|---|-----------------------|---------|-----------|----------|--------------|-----------|------------|----------|
| Autumn Nations Series v Scotland (24/11/2024) 27-13 (L) |                       |         |           |          |              |           |            |          |
| #   | Player                | Minutes | Points    | Tries    | Ball Carries | Kicks     | Tackles    | Cards    |
| 15  | Tom Wright            | 80      | 0         | 0        | 4            | 4         | 6          | 0        |
| 14  | Andrew Kellaway       | 80      | 0         | 0        | 2            | 2         | 15         | 0        |
| 13  | Joseph-Aukuso Suaalii | 30      | 0         | 0        | 2            | 0         | 3          | 0        |
| 12  | Len Ikitau            | 80      | 0         | 0        | 9            | 2         | 15         | 0        |
| 11  | Harry Potter          | 80      | 5         | 1        | 9            | 1         | 7          | 0        |
| 10  | Noah Lolesio          | 72      | 6         | 0        | 6            | 6         | 6          | 0        |
| 9   | Jake Gordon           | 60      | 0         | 0        | 3            | 3         | 4          | 0        |
| 1   | Angus Bell            | 52      | 0         | 0        | 4            | 0         | 13         | 0        |
| 2   | Brandon Paenga-Amosa  | 52      | 0         | 0        | 2            | 0         | 8          | 0        |
| 3   | Allan Alaalatoa       | 52      | 0         | 0        | 0            | 0         | 7          | 0        |
| 4   | Lukhan Salakaia-Loto  | 80      | 0         | 0        | 6            | 0         | 5          | 0        |
| 5   | Will Skelton          | 49      | 0         | 0        | 7            | 0         | 9          | 0        |
| 6   | Rob Valetini          | 63      | 0         | 0        | 6            | 1         | 11         | 0        |
| 7   | Carlo Tizzano         | 80      | 0         | 0        | 9            | 0         | 21         | 0        |
| 8   | Harry Wilson          | 80      | 0         | 0        | 11           | 1         | 13         | 0        |
| 16  | Billy Pollard         | 28      | 0         | 0        | 1            | 0         | 4          | 0        |
| 17  | Isaac Kailea          | 28      | 0         | 0        | 4            | 0         | 5          | 0        |
| 18  | Zane Nonggorr         | 28      | 0         | 0        | 3            | 0         | 4          | 0        |
| 19  | Nick Frost            | 31      | 0         | 0        | 5            | 0         | 1          | 0        |
| 20  | Langi Gleeson         | 17      | 0         | 0        | 4            | 0         | 3          | 0        |
| 21  | Tate McDermott        | 20      | 0         | 0        | 2            | 2         | 1          | 0        |
| 22  | Ben Donaldson         | 8       | 2         | 0        | 1            | 0         | 0          | 0        |
| 23  | Max Jorgensen         | 50      | 0         | 0        | 2            | 2         | 8          | 0        |
| <b>Team Total</b>                                       |                       | -       | <b>13</b> | <b>1</b> | <b>102</b>   | <b>24</b> | <b>169</b> | <b>0</b> |

# HEAD TO HEAD

All Time

|                    | Games | Ireland Wins | Draws | Australia Wins |
|--------------------|-------|--------------|-------|----------------|
| Overall:           | 37    | 14           | 1     | 22             |
| Ireland at Home:   | 20    | 8            | 1     | 11             |
| Australia at Home: | 16    | 5            | 0     | 11             |
| Neutral Venue:     | 1     | 1            | 0     | 0              |



## LAST 10 MEETINGS

| Year | Date       | Team      | Score | Opposition | Venue          | Winner      |
|------|------------|-----------|-------|------------|----------------|-------------|
| 2018 | 09/06/2018 | Australia | 18-9  | Ireland    | Brisbane       | Australia   |
| 2022 | 19/11/2022 | Ireland   | 13-10 | Australia  | Aviva Stadium  | Ireland     |
| 2018 | 23/06/2018 | Australia | 16-20 | Ireland    | Sydney         | Ireland     |
|      | 16/06/2018 | Australia | 21-26 | Ireland    | Marvel Stadium | Ireland     |
| 2016 | 26/11/2016 | Ireland   | 27-24 | Australia  | Aviva Stadium  | Ireland     |
| 2014 | 22/11/2014 | Ireland   | 26-23 | Australia  | Aviva Stadium  | Ireland     |
| 2013 | 16/11/2013 | Ireland   | 15-32 | Australia  | Aviva Stadium  | Australia   |
| 2011 | 17/09/2011 | Australia | 6-15  | Ireland    | Auckland       | Ireland     |
|      |            | Ireland   | 15-6  | Australia  | Auckland       | Ireland     |
| 2010 | 26/06/2010 | Australia | 22-15 | Ireland    | Brisbane       | Australia   |
| 2009 | 15/11/2009 | Ireland   | 20-20 | Australia  | Croke Park     | Match drawn |

# RESULTS

Since 2023

| IRELAND        |              |                       |     |        |             |             |            |            |
|----------------|--------------|-----------------------|-----|--------|-------------|-------------|------------|------------|
| Date           | Opponent     | Comp                  | H/A | Result | F           | A           | TF         | TA         |
| 04/02/2023     | Wales        | Six Nations           | A   | W      | 34          | 10          | 4          | 1          |
| 11/02/2023     | France       | Six Nations           | H   | W      | 32          | 19          | 4          | 1          |
| 25/02/2023     | Italy        | Six Nations           | A   | W      | 34          | 20          | 5          | 2          |
| 12/03/2023     | Scotland     | Six Nations           | A   | W      | 22          | 7           | 3          | 1          |
| 18/03/2023     | England      | Six Nations           | H   | W      | 29          | 16          | 4          | 1          |
| 05/08/2023     | Italy        | International         | H   | W      | 33          | 17          | 5          | 2          |
| 19/08/2023     | England      | International         | H   | W      | 29          | 10          | 5          | 1          |
| 26/08/2023     | Samoa        | International         | H   | W      | 17          | 13          | 3          | 1          |
| 09/09/2023     | Romania      | RWC                   | H   | W      | 82          | 8           | 12         | 1          |
| 16/09/2023     | Tonga        | RWC                   | H   | W      | 59          | 16          | 8          | 1          |
| 23/09/2023     | South Africa | RWC                   | A   | W      | 13          | 8           | 1          | 1          |
| 07/10/2023     | Scotland     | RWC                   | H   | W      | 36          | 14          | 6          | 2          |
| 14/10/2023     | New Zealand  | RWC                   | H   | L      | 24          | 28          | 3          | 3          |
| 02/02/2024     | France       | Six Nations           | A   | W      | 38          | 17          | 5          | 2          |
| 11/02/2024     | Italy        | Six Nations           | H   | W      | 36          | 0           | 6          | 0          |
| 24/02/2024     | Wales        | Six Nations           | H   | W      | 31          | 7           | 4          | 1          |
| 09/03/2024     | England      | Six Nations           | A   | L      | 22          | 23          | 2          | 3          |
| 16/03/2024     | Scotland     | Six Nations           | H   | W      | 17          | 13          | 2          | 1          |
| 06/07/2024     | South Africa | International         | A   | L      | 20          | 27          | 3          | 3          |
| 13/07/2024     | South Africa | International         | A   | W      | 25          | 24          | 1          | 0          |
| 08/11/2024     | New Zealand  | Autumn Nations Series | H   | L      | 13          | 23          | 1          | 1          |
| 15/11/2024     | Argentina    | Autumn Nations Series | H   | W      | 22          | 19          | 3          | 1          |
| 23/11/2024     | Fiji         | Autumn Nations Series | H   | W      | 52          | 17          | 8          | 2          |
| <b>Average</b> |              |                       |     |        | <b>27.3</b> | <b>16.2</b> | <b>3.7</b> | <b>1.4</b> |

| AUSTRALIA      |              |                        |     |        |             |             |            |            |
|----------------|--------------|------------------------|-----|--------|-------------|-------------|------------|------------|
| Date           | Opponent     | Comp                   | H/A | Result | F           | A           | TF         | TA         |
| 08/07/2023     | South Africa | The Rugby Championship | A   | L      | 12          | 43          | 2          | 6          |
| 15/07/2023     | Argentina    | The Rugby Championship | H   | L      | 31          | 34          | 4          | 4          |
| 29/07/2023     | New Zealand  | The Rugby Championship | H   | L      | 7           | 38          | 1          | 6          |
| 05/08/2023     | New Zealand  | International          | A   | L      | 20          | 23          | 2          | 2          |
| 27/08/2023     | France       | International          | A   | L      | 17          | 41          | 3          | 4          |
| 09/09/2023     | Georgia      | RWC                    | H   | W      | 35          | 15          | 4          | 2          |
| 17/09/2023     | Fiji         | RWC                    | H   | L      | 15          | 22          | 2          | 1          |
| 24/09/2023     | Wales        | RWC                    | A   | L      | 6           | 40          | 0          | 3          |
| 01/10/2023     | Portugal     | RWC                    | H   | W      | 34          | 14          | 5          | 2          |
| 06/07/2024     | Wales        | International          | H   | W      | 25          | 16          | 3          | 1          |
| 13/07/2024     | Wales        | International          | H   | W      | 36          | 28          | 4          | 4          |
| 20/07/2024     | Georgia      | International          | H   | W      | 40          | 29          | 6          | 4          |
| 10/08/2024     | South Africa | The Rugby Championship | H   | L      | 7           | 33          | 1          | 5          |
| 17/08/2024     | South Africa | The Rugby Championship | H   | L      | 12          | 30          | 0          | 4          |
| 31/08/2024     | Argentina    | The Rugby Championship | A   | W      | 20          | 19          | 2          | 1          |
| 07/09/2024     | Argentina    | The Rugby Championship | A   | L      | 27          | 67          | 3          | 9          |
| 21/09/2024     | New Zealand  | The Rugby Championship | H   | L      | 28          | 31          | 4          | 4          |
| 28/09/2024     | New Zealand  | The Rugby Championship | A   | L      | 13          | 33          | 1          | 5          |
| 09/11/2024     | England      | Autumn Nations Series  | A   | W      | 42          | 37          | 5          | 5          |
| 17/11/2024     | Wales        | Autumn Nations Series  | A   | W      | 52          | 20          | 8          | 2          |
| 24/11/2024     | Scotland     | Autumn Nations Series  | A   | L      | 13          | 27          | 1          | 4          |
| <b>Average</b> |              |                        |     |        | <b>25.1</b> | <b>31.0</b> | <b>3.1</b> | <b>3.9</b> |

## FORM - IRELAND

All Competitions

| IRELAND        |            |              |                       |       |            |             |
|----------------|------------|--------------|-----------------------|-------|------------|-------------|
| Record         | Date       | Opponent     | Comp                  | Score | Days Since | Games Since |
| Last Win       | 23/11/2024 | Fiji         | Autumn Nations Series | 52-17 | 5          | 0           |
| Last Loss      | 08/11/2024 | New Zealand  | Autumn Nations Series | 13-23 | 20         | 2           |
| Last Home Win  | 23/11/2024 | Fiji         | Autumn Nations Series | 52-17 | 5          | 0           |
| Last Home Loss | 08/11/2024 | New Zealand  | Autumn Nations Series | 13-23 | 20         | 2           |
| Last Away Win  | 13/07/2024 | South Africa | International         | 25-24 | 138        | 3           |
| Last Away Loss | 06/07/2024 | South Africa | International         | 20-27 | 145        | 4           |

| AUSTRALIA      |            |             |                        |       |            |             |
|----------------|------------|-------------|------------------------|-------|------------|-------------|
| Record         | Date       | Opponent    | Comp                   | Score | Days Since | Games Since |
| Last Win       | 17/11/2024 | Wales       | Autumn Nations Series  | 52-20 | 11         | 1           |
| Last Loss      | 24/11/2024 | Scotland    | Autumn Nations Series  | 13-27 | 4          | 0           |
| Last Home Win  | 20/07/2024 | Georgia     | International          | 40-29 | 131        | 9           |
| Last Home Loss | 21/09/2024 | New Zealand | The Rugby Championship | 28-31 | 68         | 4           |
| Last Away Win  | 17/11/2024 | Wales       | Autumn Nations Series  | 52-20 | 11         | 1           |
| Last Away Loss | 24/11/2024 | Scotland    | Autumn Nations Series  | 13-27 | 4          | 0           |

## LAST MEETING - STATISTICS

### Ireland 13-10 Australia (2022-11-19 - Autumn Nations Series)

| Ireland | Australia                |     |
|---------|--------------------------|-----|
| 1       | Tries                    | 1   |
| 1       | Conversions              | 1   |
| 2       | Penalty Goals            | 1   |
| 100     | Ball Carries             | 136 |
| 6       | Offloads                 | 10  |
| 1       | Line Breaks              | 3   |
| 15      | Defenders Beaten         | 27  |
| 551     | Carry Metres             | 704 |
| 205     | Total Tackles            | 135 |
| 27      | Missed Tackle            | 15  |
| 6       | Turnovers Won            | 5   |
| 10      | Turnover Conceded        | 4   |
| 18      | Lineouts Won             | 15  |
| 2       | Lineouts Lost            | 3   |
| 12      | Total Penalties Conceded | 12  |
| 26      | Kicks in Play            | 28  |

| #  | Player              | Minutes Played | Tries | Points | Ball Carries | Defenders Beaten | Tackles | Tackles - Success | Turnovers Won | Pens Conceded |
|----|---------------------|----------------|-------|--------|--------------|------------------|---------|-------------------|---------------|---------------|
| 15 | Hugo Keenan         | 80             | 0     | 0      | 5            | 0                | 11      | 7                 | 0             | 0             |
| 14 | Mack Hansen         | 80             | 0     | 0      | 8            | 2                | 10      | 8                 | 0             | 0             |
| 13 | Garry Ringrose      | 80             | 0     | 0      | 7            | 0                | 15      | 7                 | 0             | 1             |
| 12 | Stuart McCloskey    | 54             | 0     | 0      | 11           | 3                | 8       | 6                 | 0             | 0             |
| 11 | Jimmy O'Brien       | 80             | 0     | 0      | 4            | 1                | 7       | 4                 | 0             | 0             |
| 10 | Jack Crowley        | 72             | 0     | 5      | 3            | 0                | 10      | 8                 | 1             | 0             |
| 9  | Jamison Gibson-Park | 62             | 0     | 0      | 3            | 0                | 7       | 6                 | 0             | 0             |
| 1  | Andrew Porter       | 72             | 0     | 0      | 6            | 1                | 15      | 13                | 1             | 3             |
| 2  | Dan Sheehan         | 72             | 0     | 0      | 6            | 1                | 15      | 11                | 0             | 0             |
| 3  | Tadhg Furlong       | 62             | 0     | 0      | 3            | 0                | 13      | 11                | 0             | 0             |
| 4  | Tadhg Beirne        | 60             | 0     | 0      | 3            | 0                | 15      | 13                | 1             | 2             |
| 5  | James Ryan          | 80             | 0     | 0      | 4            | 1                | 18      | 16                | 1             | 1             |
| 6  | Peter O'Mahony      | 50             | 0     | 0      | 3            | 0                | 6       | 4                 | 0             | 1             |
| 7  | Josh van der Flier  | 80             | 0     | 0      | 6            | 1                | 29      | 24                | 0             | 0             |
| 8  | Caelan Doris        | 80             | 0     | 0      | 14           | 4                | 23      | 21                | 2             | 2             |
| 16 | Rob Herring         | 8              | 0     | 0      | 0            | 0                | 1       | 1                 | 0             | 0             |
| 17 | Cian Healy          | 8              | 0     | 0      | 0            | 0                | 2       | 2                 | 0             | 0             |
| 18 | Finlay Bealham      | 18             | 0     | 0      | 1            | 0                | 5       | 4                 | 0             | 0             |
| 19 | Joe McCarthy        | 20             | 0     | 0      | 1            | 0                | 6       | 4                 | 0             | 2             |
| 20 | Jack Conan          | 30             | 0     | 0      | 5            | 0                | 6       | 4                 | 0             | 0             |
| 21 | Craig Casey         | 18             | 0     | 0      | 2            | 0                | 2       | 1                 | 0             | 0             |
| 22 | Ross Byrne          | 8              | 0     | 3      | 1            | 0                | 1       | 1                 | 0             | 0             |
| 23 | Bundee Aki          | 26             | 1     | 5      | 4            | 1                | 4       | 2                 | 0             | 0             |

| #  | Player              | Minutes | Tries | Points | Ball Carries | Defenders Beaten | Tackles | Tackles - Success | Turnovers Won | Pens Conceded |
|----|---------------------|---------|-------|--------|--------------|------------------|---------|-------------------|---------------|---------------|
| 15 | Andrew Kellaway     | 60      | 0     | 0      | 6            | 3                | 8       | 6                 | 0             | 0             |
| 14 | Mark Nawaqanitawase | 80      | 0     | 0      | 15           | 4                | 6       | 4                 | 0             | 1             |
| 13 | Len Ikitau          | 80      | 0     | 0      | 4            | 1                | 11      | 10                | 0             | 1             |
| 12 | Hunter Paisami      | 3       | 0     | 0      | 1            | 0                | 0       | 0                 | 0             | 0             |
| 11 | Tom Wright          | 80      | 0     | 0      | 13           | 5                | 1       | 1                 | 0             | 0             |
| 10 | Bernard Foley       | 80      | 0     | 5      | 8            | 0                | 9       | 7                 | 0             | 0             |
| 9  | Nic White           | 73      | 0     | 0      | 7            | 4                | 11      | 6                 | 0             | 0             |
| 1  | James Slipper       | 76      | 0     | 0      | 11           | 0                | 13      | 11                | 0             | 0             |
| 2  | Dave Porecki        | 24      | 0     | 0      | 1            | 0                | 3       | 3                 | 0             | 2             |
| 3  | Allan Alaalatoa     | 78      | 0     | 0      | 8            | 0                | 12      | 11                | 0             | 2             |
| 4  | Nick Frost          | 80      | 0     | 0      | 7            | 1                | 10      | 8                 | 0             | 0             |
| 5  | Cadeyrn Neville     | 52      | 0     | 0      | 3            | 0                | 8       | 8                 | 0             | 1             |
| 6  | Jed Holloway        | 80      | 0     | 0      | 7            | 2                | 7       | 7                 | 2             | 0             |
| 7  | Michael Hooper      | 80      | 0     | 0      | 5            | 0                | 16      | 15                | 3             | 0             |
| 8  | Rob Valetini        | 45      | 0     | 0      | 13           | 0                | 11      | 9                 | 0             | 1             |
| 16 | Folau Fainga'a      | 46      | 0     | 0      | 3            | 0                | 5       | 3                 | 0             | 1             |
| 17 | Tom Robertson       | 4       | 0     | 0      | 2            | 0                | 0       | 0                 | 0             | 0             |
| 18 | Taniela Tupou       | 4       | 0     | 0      | 0            | 0                | 0       | 0                 | 0             | 0             |
| 19 | Will Skelton        | 28      | 0     | 0      | 8            | 4                | 3       | 2                 | 0             | 1             |
| 20 | Pete Samu           | 32      | 0     | 0      | 3            | 0                | 6       | 6                 | 0             | 0             |
| 21 | Jake Gordon         | 27      | 0     | 0      | 1            | 0                | 1       | 0                 | 0             | 2             |
| 22 | Noah Lolesio        | 0       | 0     | 0      | 0            | 0                | 0       | 0                 | 0             | 0             |
| 23 | Jordan Petaia       | 74      | 1     | 5      | 10           | 3                | 4       | 3                 | 0             | 0             |

**TEAM ANALYSIS**  
**2024 INTERNATIONALS**

# TEAM ANALYSIS - MATCH AVERAGES

2024 INTERNATIONALS

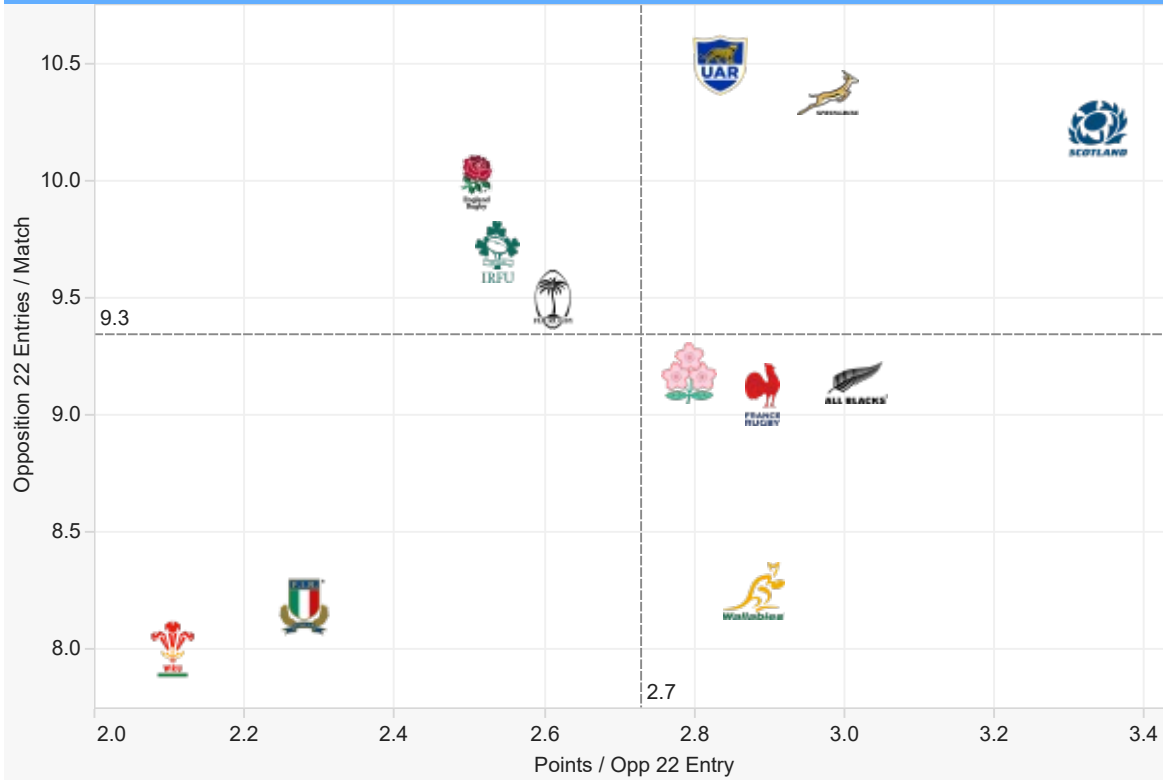
|  |                       |  |
|---|-----------------------|---|
| 27.6  | Points                | 26.3  |
| 3.5   | Tries                 | 3.2   |
| 75.0%   | Goal Kicking %        | 83.9%   |
| 129.8   | Carries               | 126.6   |
| 724.2   | Carry Metres          | 765.4   |
| 9.7   | Opposition 22 Entries | 8.3   |
| 2.5   | Points / Opp 22 Entry | 2.9   |
| 6.6   | Line Breaks           | 5.4   |
| 23.9  | Defenders Beaten      | 20.8  |
| 7.4   | Offloads              | 5.6   |
| 186.5   | Passes                | 162.1   |
| 26.2  | Kicks From Hand       | 24.3  |
| 158.7   | Tackles               | 161.0   |
| 22.0  | Missed Tackles        | 22.6  |
| 86.1%   | Tackle %              | 86.0%   |
| 8.9   | Dominant Tackles      | 7.8   |
| 10.3  | Pens Conceded         | 10.9  |
| 1.0   | Yellow Cards          | 0.4   |
| 0   | Red Cards (Total)     | 2   |
| 4.3   | Turnovers Won         | 5.3   |
| 12.7  | Turnovers Conceded    | 11.2  |
| 85.9%   | Lineout Success %     | 87.3%   |
| 89.5%   | Scrum Success %       | 94.9%   |
| 97.3%   | Ruck Success %        | 96.8%   |
| 40.3%   | Gainline Forward %    | 48.5%   |

All stats are on a per match basis (unless stated otherwise)

# TEAM ANALYSIS - 22 ENTRIES

2024 INTERNATIONALS

## 22 ENTRIES FOR

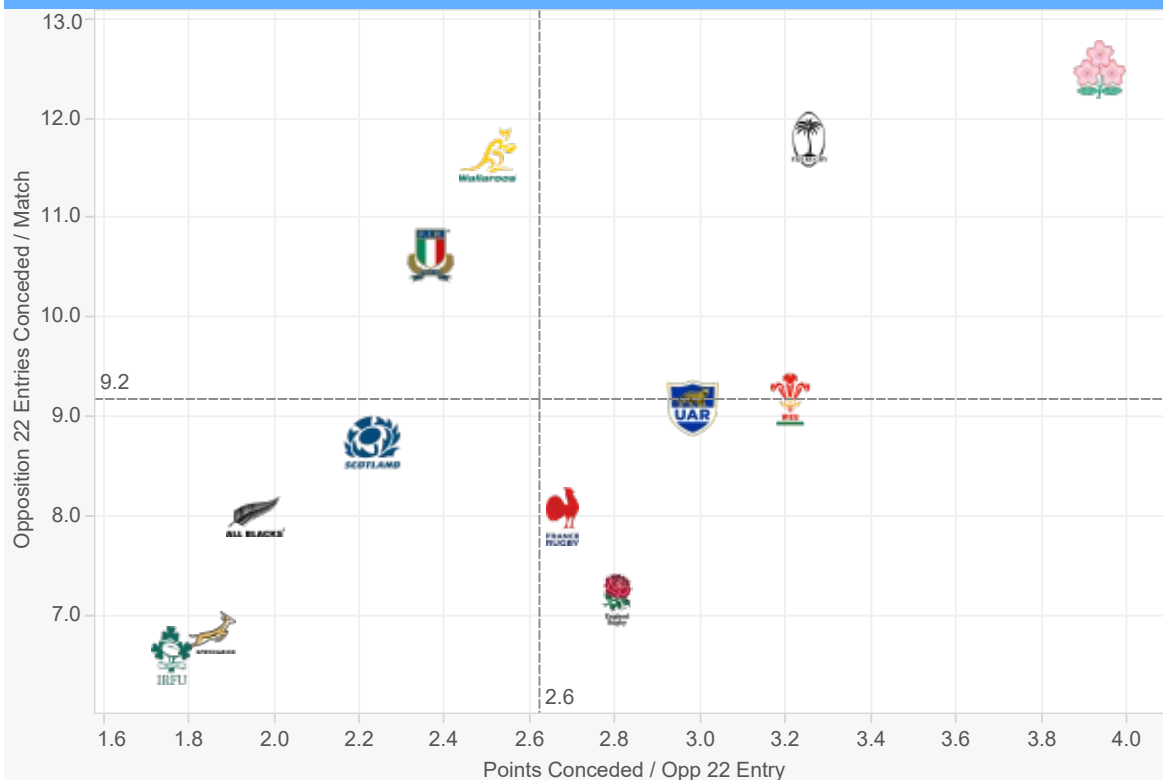


| 22 Entries / Match |      |
|--------------------|------|
| Argentina          | 10.5 |
| South Africa       | 10.4 |
| Scotland           | 10.2 |
| England            | 10.0 |
| Ireland            | 9.7  |
| Fiji               | 9.5  |
| Japan              | 9.2  |
| New Zealand        | 9.1  |
| France             | 9.1  |
| Australia          | 8.3  |
| Italy              | 8.2  |
| Wales              | 8.0  |

| Points / Entry |     |
|----------------|-----|
| Scotland       | 3.3 |
| New Zealand    | 3.0 |
| South Africa   | 3.0 |
| France         | 2.9 |
| Australia      | 2.9 |
| Argentina      | 2.8 |
| Japan          | 2.8 |
| Fiji           | 2.6 |
| Ireland        | 2.5 |
| England        | 2.5 |
| Italy          | 2.3 |
| Wales          | 2.1 |

## 22 ENTRIES AGAINST



| 22 Entries Con. / Match |      |
|-------------------------|------|
| Japan                   | 12.5 |
| Fiji                    | 11.8 |
| Australia               | 11.6 |
| Italy                   | 10.6 |
| Wales                   | 9.2  |
| Argentina               | 9.1  |
| Scotland                | 8.8  |
| New Zealand             | 8.0  |
| France                  | 8.0  |
| England                 | 7.2  |
| South Africa            | 6.8  |
| Ireland                 | 6.6  |

| Points Con / Entry |     |
|--------------------|-----|
| Japan              | 3.9 |
| Fiji               | 3.3 |
| Wales              | 3.2 |
| Argentina          | 3.0 |
| England            | 2.8 |
| France             | 2.7 |
| Australia          | 2.5 |
| Italy              | 2.4 |
| Scotland           | 2.2 |
| New Zealand        | 2.0 |
| South Africa       | 1.8 |
| Ireland            | 1.8 |

# TEAM ANALYSIS - POINTS & TRIES

2024 INTERNATIONALS

## POINTS PER PERIOD

|              | SCORED       |            |              |            |              | CONCEDED     |            |            |            |            |
|--------------|--------------|------------|--------------|------------|--------------|--------------|------------|------------|------------|------------|
|              | Total        | 1'-20'     | 21'-HT       | HT-60'     | 61'-80'      | Total        | 1'-20'     | 21'-HT     | HT-60'     | 61'-80'    |
| Argentina    | 380          | 72         | 105          | 80         | 123          | 311          | 94         | 105        | 68         | 44         |
| Australia    | 315          | 83         | 84           | 55         | 93           | 334          | 72         | 92         | 59         | 111        |
| England      | 340          | 93         | 89           | 95         | 63           | 282          | 66         | 89         | 41         | 86         |
| Fiji         | 272          | 55         | 54           | 87         | 76           | 185          | 62         | 38         | 28         | 57         |
| France       | 336          | 81         | 92           | 91         | 72           | 225          | 50         | 53         | 53         | 69         |
| Ireland      | 276          | 73         | 79           | 37         | 87           | 156          | 39         | 25         | 49         | 43         |
| Italy        | 223          | 72         | 47           | 39         | 65           | 219          | 50         | 56         | 39         | 74         |
| Japan        | 290          | 76         | 77           | 50         | 87           | 310          | 74         | 95         | 63         | 78         |
| New Zealand  | 431          | 120        | 152          | 75         | 84           | 270          | 67         | 67         | 71         | 65         |
| Scotland     | 464          | 109        | 132          | 92         | 131          | 177          | 38         | 40         | 40         | 59         |
| South Africa | 436          | 117        | 97           | 73         | 149          | 199          | 56         | 75         | 30         | 38         |
| Wales        | 172          | 23         | 56           | 29         | 64           | 359          | 92         | 79         | 67         | 121        |
| <b>Total</b> | <b>3,935</b> | <b>974</b> | <b>1,064</b> | <b>803</b> | <b>1,094</b> | <b>3,027</b> | <b>760</b> | <b>814</b> | <b>608</b> | <b>845</b> |

## TRIES PER PERIOD

|              | SCORED     |            |            |           |            | CONCEDED   |           |           |           |            |
|--------------|------------|------------|------------|-----------|------------|------------|-----------|-----------|-----------|------------|
|              | Total      | 1'-20'     | 21'-HT     | HT-60'    | 61'-80'    | Total      | 1'-20'    | 21'-HT    | HT-60'    | 61'-80'    |
| Argentina    | 48         | 7          | 14         | 10        | 17         | 37         | 12        | 12        | 7         | 6          |
| Australia    | 38         | 9          | 9          | 7         | 13         | 43         | 9         | 11        | 7         | 16         |
| England      | 42         | 11         | 10         | 13        | 8          | 32         | 8         | 9         | 5         | 10         |
| Fiji         | 37         | 8          | 7          | 11        | 11         | 27         | 9         | 5         | 4         | 9          |
| France       | 37         | 9          | 9          | 11        | 8          | 26         | 5         | 5         | 7         | 9          |
| Ireland      | 35         | 8          | 9          | 5         | 13         | 12         | 2         | 1         | 5         | 4          |
| Italy        | 24         | 8          | 3          | 5         | 8          | 29         | 6         | 7         | 5         | 11         |
| Japan        | 39         | 10         | 10         | 7         | 12         | 45         | 10        | 15        | 9         | 11         |
| New Zealand  | 53         | 16         | 20         | 8         | 9          | 29         | 7         | 6         | 7         | 9          |
| Scotland     | 62         | 15         | 16         | 12        | 19         | 21         | 4         | 5         | 5         | 7          |
| South Africa | 55         | 17         | 12         | 6         | 20         | 19         | 5         | 8         | 2         | 4          |
| Wales        | 22         | 2          | 7          | 4         | 9          | 44         | 10        | 10        | 9         | 15         |
| <b>Total</b> | <b>492</b> | <b>120</b> | <b>126</b> | <b>99</b> | <b>147</b> | <b>364</b> | <b>87</b> | <b>94</b> | <b>72</b> | <b>111</b> |

## TRY ORIGIN

|              | SCORED     |                |           |            |          |           |            |             |            | CONCEDED   |                |           |            |          |           |            |             |            |
|--------------|------------|----------------|-----------|------------|----------|-----------|------------|-------------|------------|------------|----------------|-----------|------------|----------|-----------|------------|-------------|------------|
|              | Total      | Counter Attack | Free Kick | Lineout    | Penalty  | Scrum     | Start Half | Tap Penalty | Turnover   | Total      | Counter Attack | Free Kick | Lineout    | Penalty  | Scrum     | Start Half | Tap Penalty | Turnover   |
| Argentina    | 58         | 9              | 0         | 18         | 0        | 7         | 1          | 3           | 20         | 45         | 6              | 0         | 19         | 0        | 5         | 0          | 2           | 13         |
| Australia    | 45         | 7              | 2         | 20         | 1        | 5         | 0          | 2           | 8          | 52         | 8              | 0         | 20         | 0        | 6         | 0          | 3           | 15         |
| England      | 49         | 7              | 0         | 26         | 0        | 3         | 1          | 2           | 10         | 39         | 6              | 2         | 15         | 0        | 3         | 0          | 1           | 12         |
| Fiji         | 41         | 4              | 1         | 14         | 0        | 9         | 1          | 2           | 10         | 29         | 1              | 1         | 16         | 1        | 5         | 0          | 2           | 3          |
| France       | 48         | 10             | 1         | 11         | 0        | 10        | 0          | 2           | 14         | 30         | 3              | 0         | 17         | 0        | 5         | 1          | 0           | 4          |
| Ireland      | 34         | 0              | 0         | 23         | 0        | 3         | 1          | 3           | 4          | 16         | 2              | 0         | 6          | 1        | 1         | 1          | 1           | 4          |
| Italy        | 29         | 3              | 0         | 11         | 0        | 4         | 0          | 1           | 10         | 37         | 9              | 0         | 14         | 0        | 4         | 0          | 1           | 9          |
| Japan        | 48         | 8              | 0         | 17         | 0        | 3         | 0          | 4           | 16         | 54         | 9              | 0         | 22         | 0        | 5         | 0          | 3           | 15         |
| New Zealand  | 65         | 12             | 2         | 24         | 0        | 7         | 0          | 2           | 18         | 34         | 5              | 0         | 15         | 0        | 5         | 0          | 1           | 8          |
| Scotland     | 74         | 11             | 0         | 35         | 1        | 5         | 0          | 2           | 20         | 22         | 1              | 0         | 7          | 0        | 4         | 1          | 5           | 4          |
| South Africa | 63         | 6              | 1         | 25         | 1        | 8         | 0          | 3           | 19         | 20         | 1              | 1         | 11         | 0        | 1         | 1          | 1           | 4          |
| Wales        | 28         | 2              | 0         | 17         | 0        | 2         | 0          | 4           | 3          | 53         | 8              | 1         | 19         | 1        | 7         | 0          | 2           | 15         |
| <b>Total</b> | <b>582</b> | <b>79</b>      | <b>7</b>  | <b>241</b> | <b>3</b> | <b>66</b> | <b>4</b>   | <b>30</b>   | <b>152</b> | <b>431</b> | <b>59</b>      | <b>5</b>  | <b>181</b> | <b>3</b> | <b>51</b> | <b>4</b>   | <b>22</b>   | <b>106</b> |

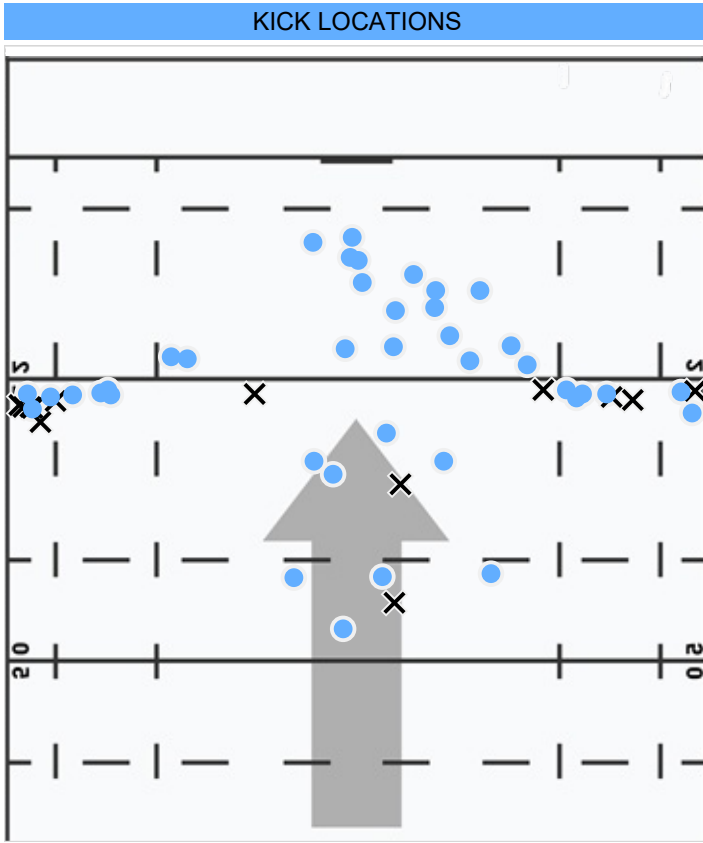
Max & Min values are highlighted per time-frame/phase/section



***TEAM ANALYSIS***  
***IRELAND - 2024 INTERNATIONALS***

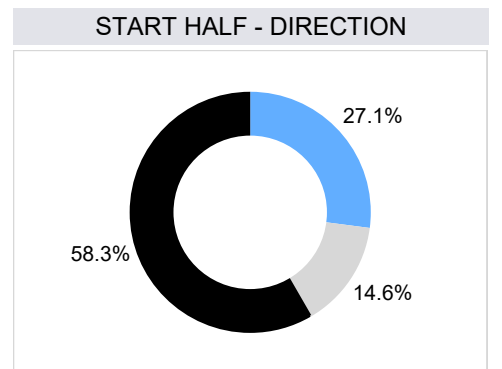
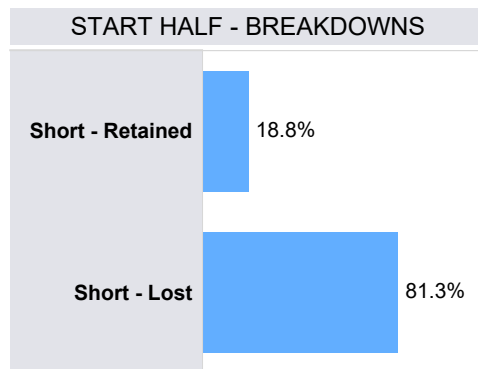
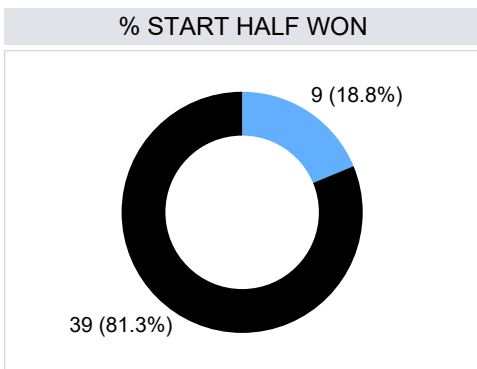
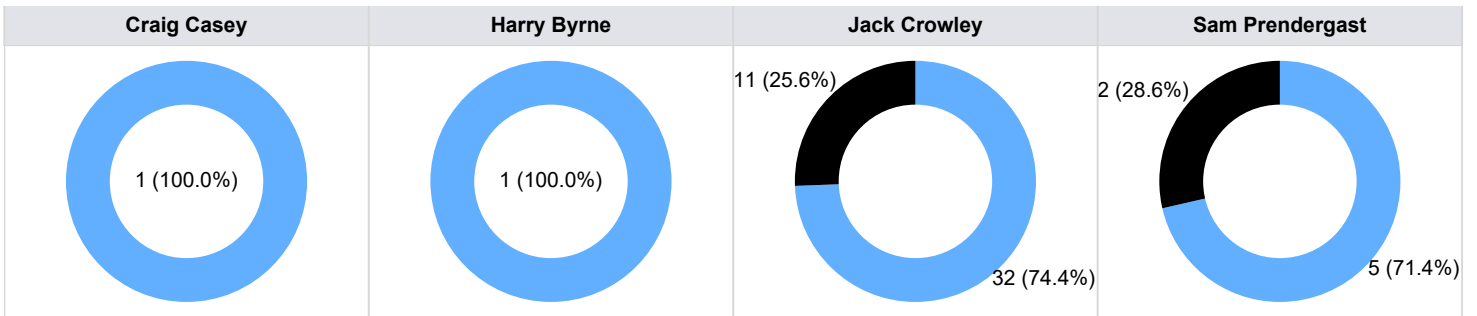
# KICKING

IRELAND - 2024 INTERNATIONALS



| LAST 20 KICKS AT GOAL        |     |                 |              |             |
|------------------------------|-----|-----------------|--------------|-------------|
| Opponent                     | Min | Player          | Pts Gained   |             |
| Fiji                         | 6   | Sam Prendergast | 0.33         | Conv Made   |
|                              | 16  | Craig Casey     | 0.09         | Conv Made   |
|                              | 31  | Sam Prendergast | 1.04         | Conv Made   |
|                              | 43  | Sam Prendergast | 0.25         | Conv Made   |
|                              | 48  | Sam Prendergast | 0.20         | Conv Made   |
|                              | 65  | Sam Prendergast | 0.44         | Conv Made   |
| Argentina                    | 69  | Sam Prendergast | -0.97        | Conv Missed |
|                              | 80  | Sam Prendergast | -1.37        | Conv Missed |
| New Zealand                  | 5   | Jack Crowley    | 0.21         | Conv Made   |
|                              | 7   | Jack Crowley    | -0.86        | Conv Missed |
|                              | 33  | Jack Crowley    | 0.39         | Conv Made   |
| South Africa                 | 8   | Jack Crowley    | 0.18         | Pen Made    |
|                              | 40  | Jack Crowley    | 0.10         | Pen Made    |
|                              | 44  | Jack Crowley    | 0.77         | Conv Made   |
| South Africa                 | 6   | Jack Crowley    | 0.32         | Pen Made    |
|                              | 15  | Jack Crowley    | 0.05         | Conv Made   |
|                              | 38  | Jack Crowley    | 0.25         | Pen Made    |
|                              | 42  | Jack Crowley    | 0.06         | Pen Made    |
|                              | 59  | Jack Crowley    | 1.13         | Pen Made    |
| South Africa                 | 13  | Jack Crowley    | 0.75         | Pen Made    |
| <b>Overall Points Gained</b> |     |                 | <b>-0.30</b> |             |

## KICKS AT GOAL



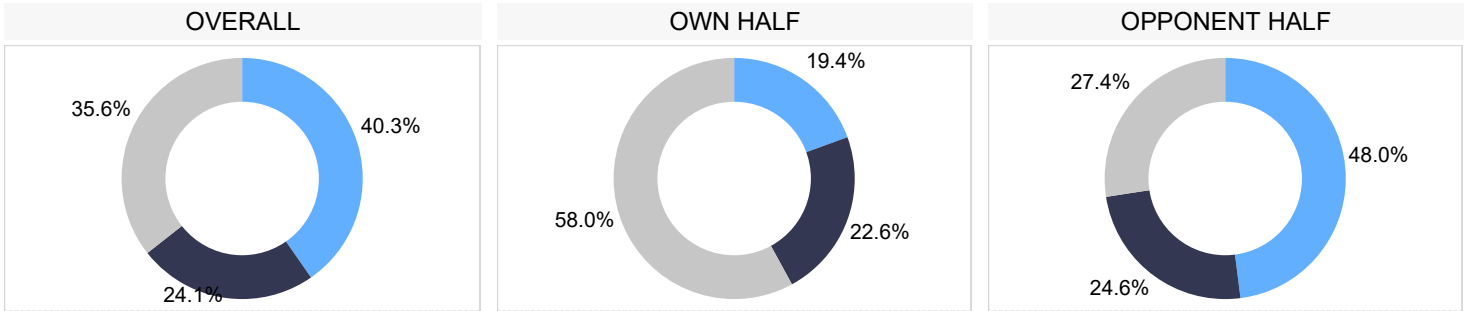
Won Lost

Right Split Left

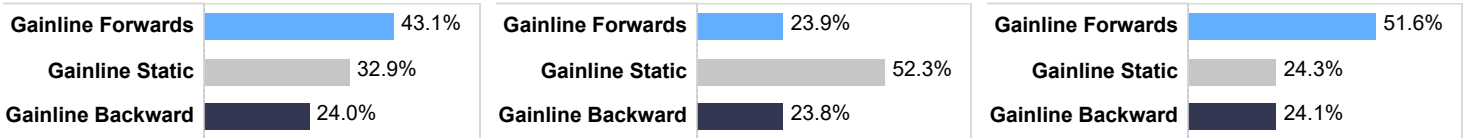
# COLLISIONS

IRELAND - 2024 INTERNATIONALS

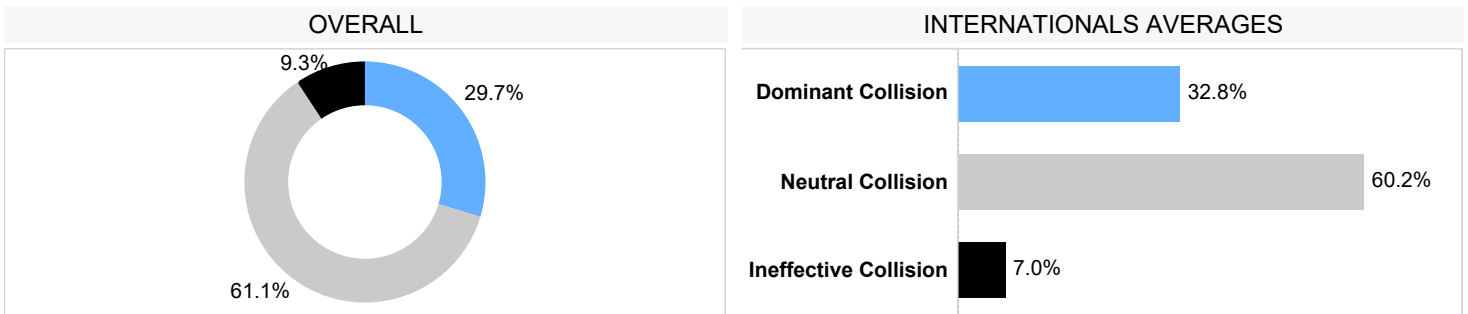
## GAINLINE SUCCESS



### INTERNATIONALS AVERAGES

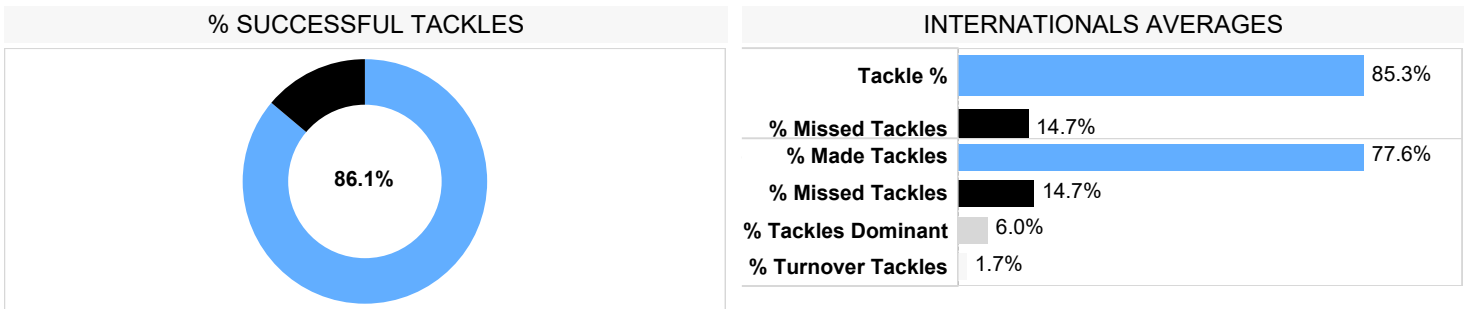


## CARRIES INTO CONTACT\*

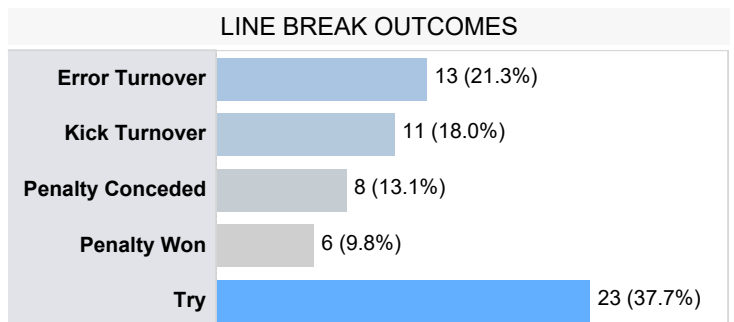


\*dominance based on tackle outcome

## TACKLES

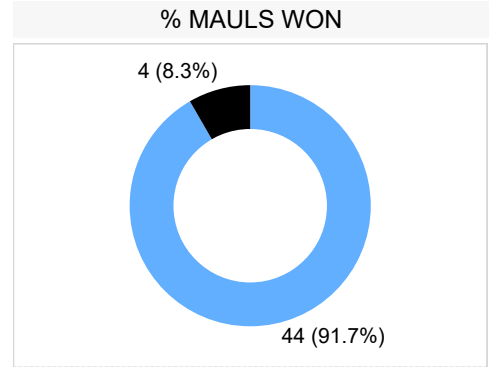
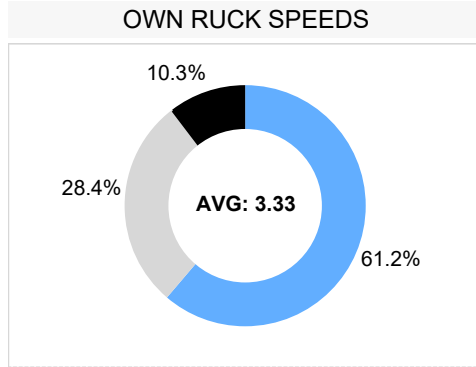
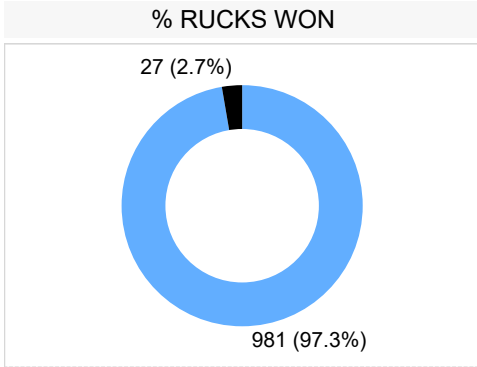


| CARRIES & BREAKS         |       |
|--------------------------|-------|
| Line Breaks              | 66    |
| Line breaks / match      | 6.6   |
| Defenders Beaten         | 239   |
| Defenders Beaten / match | 23.9  |
| Ball Carries             | 1,298 |
| Carries / Match          | 129.8 |

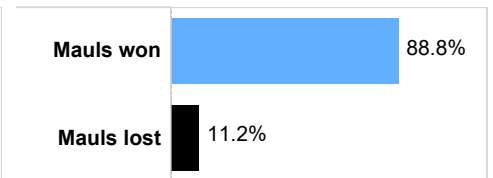
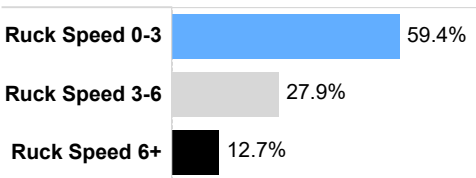
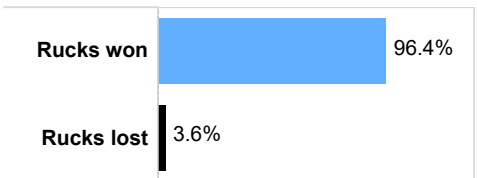


# BREAKDOWN

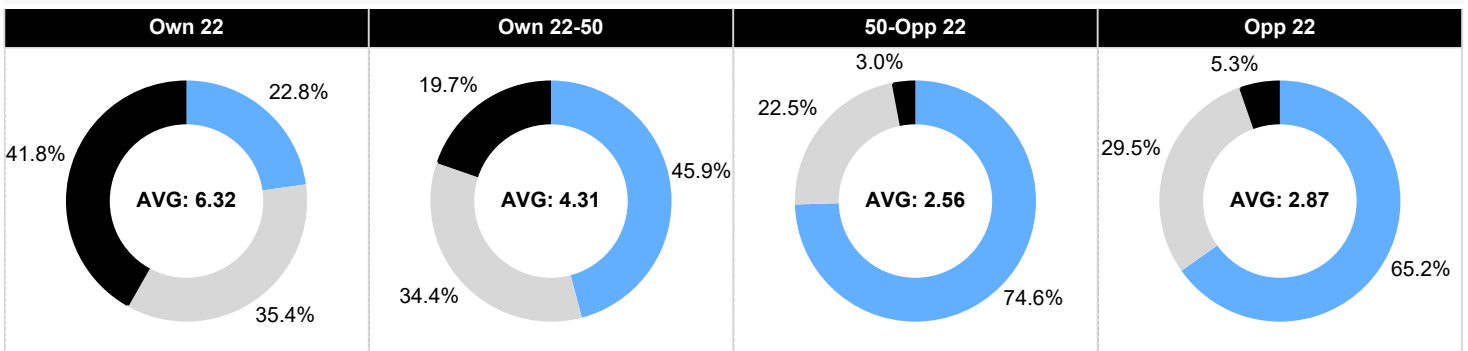
IRELAND - 2024 INTERNATIONALS



## INTERNATIONALS AVERAGES



## RUCK SPEEDS - LOCATIONS



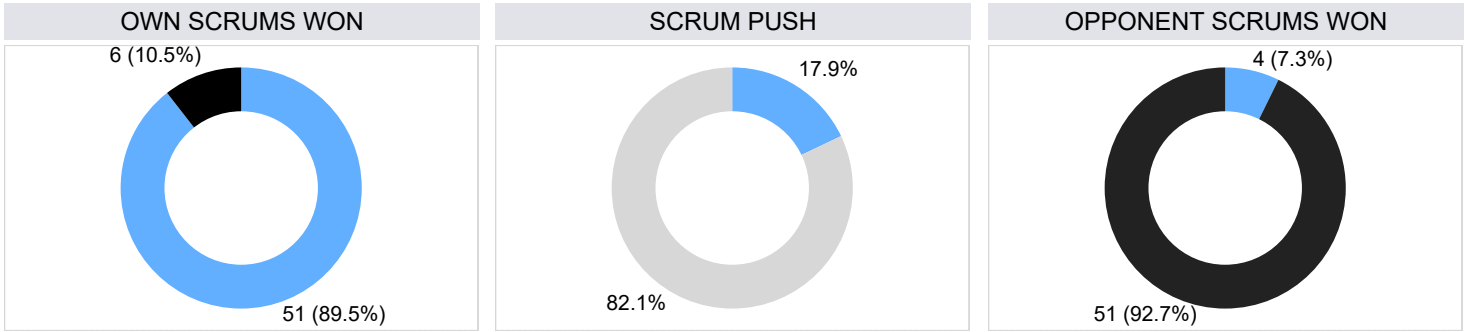
■ Ruck Speed 0-3   
 ■ Ruck Speed 3-6   
 ■ Ruck Speed 6+

| Attacking Breakdown Arrivals |                    |     | Defensive Breakdown Arrivals |                    |    | Breakdown Steals  |                    |    |
|------------------------------|--------------------|-----|------------------------------|--------------------|----|-------------------|--------------------|----|
| 1                            | Josh van der Flier | 221 | 1                            | Caelan Doris       | 99 | 1                 | Caelan Doris       | 4  |
| 2                            | Caelan Doris       | 208 | 2                            | Josh van der Flier | 68 | 2                 | Josh van der Flier | 4  |
| 3                            | Andrew Porter      | 196 | 3                            | Tadhg Beirne       | 62 | 3                 | Joe McCarthy       | 3  |
| 4                            | Joe McCarthy       | 189 | 4                            | Joe McCarthy       | 52 | 4                 | Tadhg Beirne       | 3  |
| 5                            | Tadhg Beirne       | 161 | 5                            | Andrew Porter      | 39 | <b>Team Total</b> |                    | 27 |

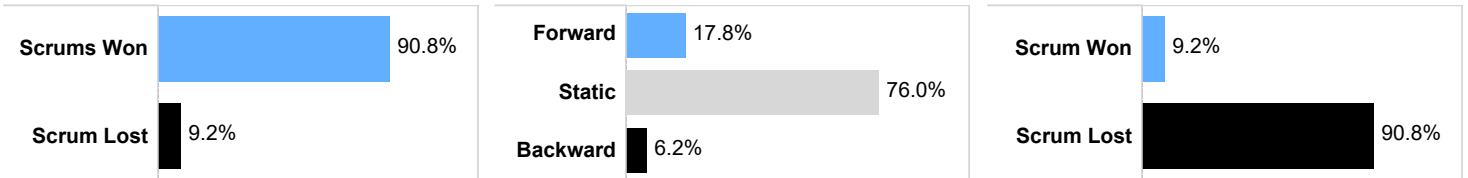
# SET PIECE

IRELAND - 2024 INTERNATIONALS

## SCRUMS



### INTERNATIONALS AVERAGES

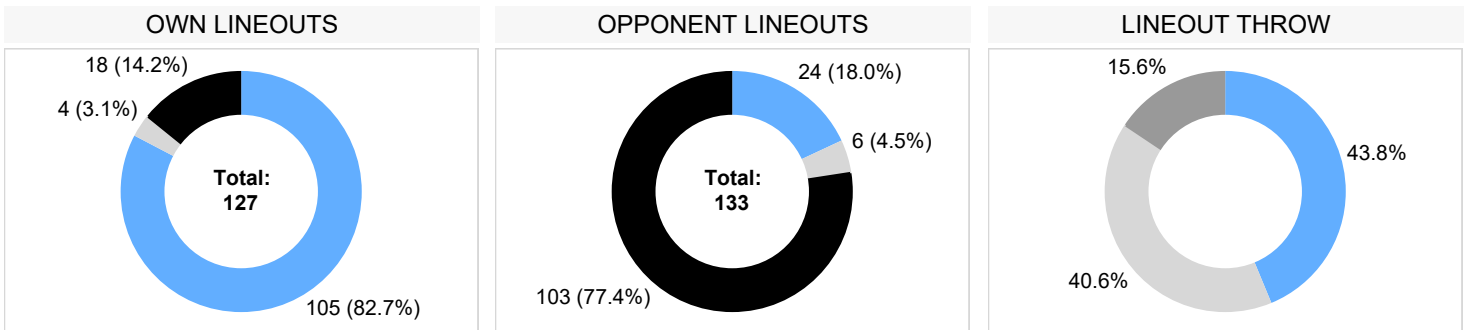


| OWN SCRUMS |                      |            | OPPONENT SCRUMS |                      |            |
|------------|----------------------|------------|-----------------|----------------------|------------|
| Scrums Won | Scrum Reset Retained | Scrum Lost | Scrum Won       | Scrum Reset Retained | Scrum Lost |
| 51         | 10                   | 6          | 4               | 4                    | 51         |

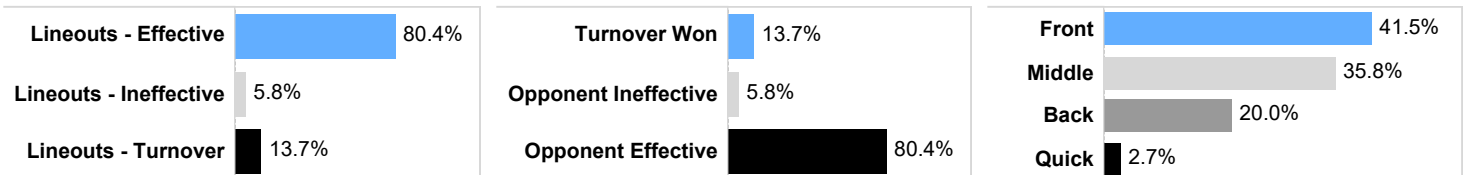
  

| OWN SCRUMS WON |       |         |           | OPPONENT SCRUMS WON |       |         |           |
|----------------|-------|---------|-----------|---------------------|-------|---------|-----------|
|                | Used  | Penalty | Free Kick |                     | Used  | Penalty | Free Kick |
| Total          | 34    | 8       | 9         | Total               | 3     | 3       | 1         |
| % of Total     | 66.7% | 15.7%   | 17.6%     | % of Total          | 75.0% | 25.0%   | 25.0%     |

## LINEOUTS



### INTERNATIONALS AVERAGES

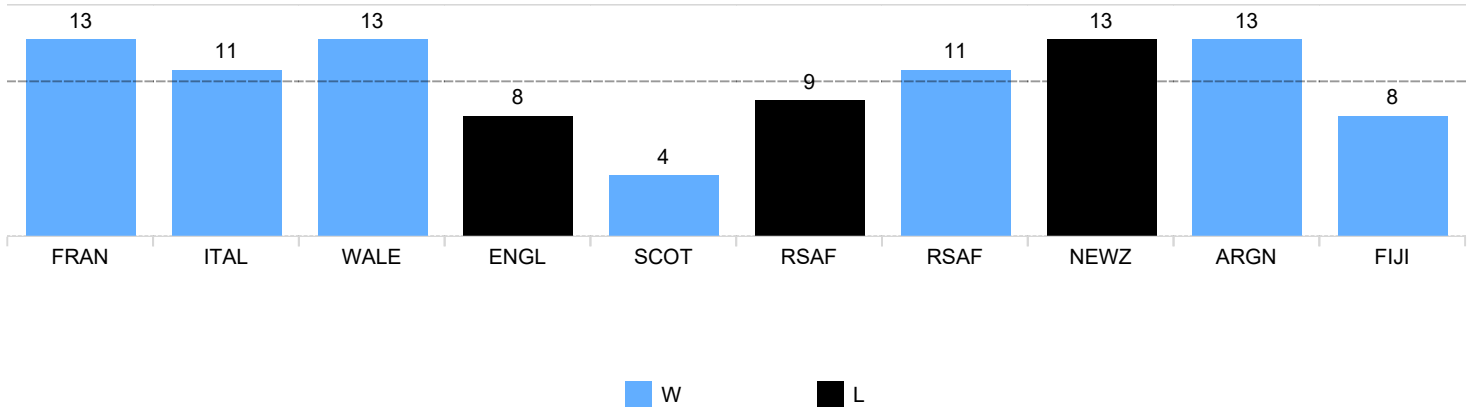


# DISCIPLINE

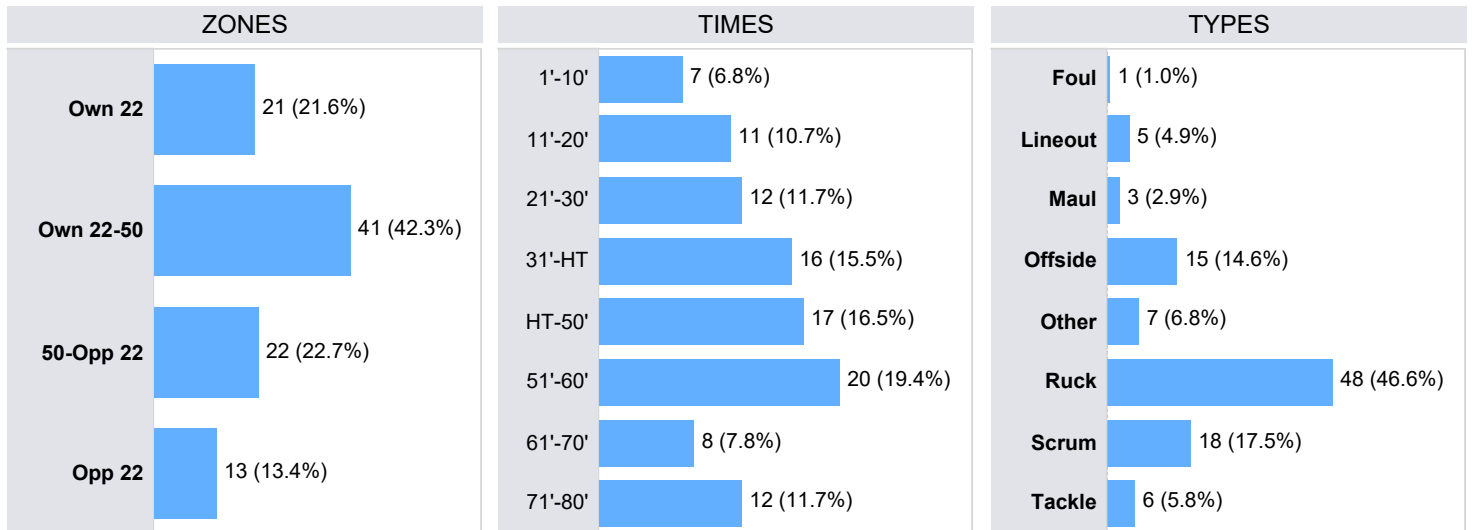
IRELAND - 2024 INTERNATIONALS

| Statistic                        | Team | Year Average |
|----------------------------------|------|--------------|
| Total penalties conceded / match | 10.3 | 5.5          |
| Yellow cards / match             | 1.0  | 0.4          |
| Red cards / match                | 0.0  | 0.0          |

## PENALTIES CONCEDED PER MATCH



## PENALTIES & INFRINGEMENTS



## PLAYER STATISTICS - PER 80 AVERAGES WITH A MINIMUM 240 MINUTES PLAYED

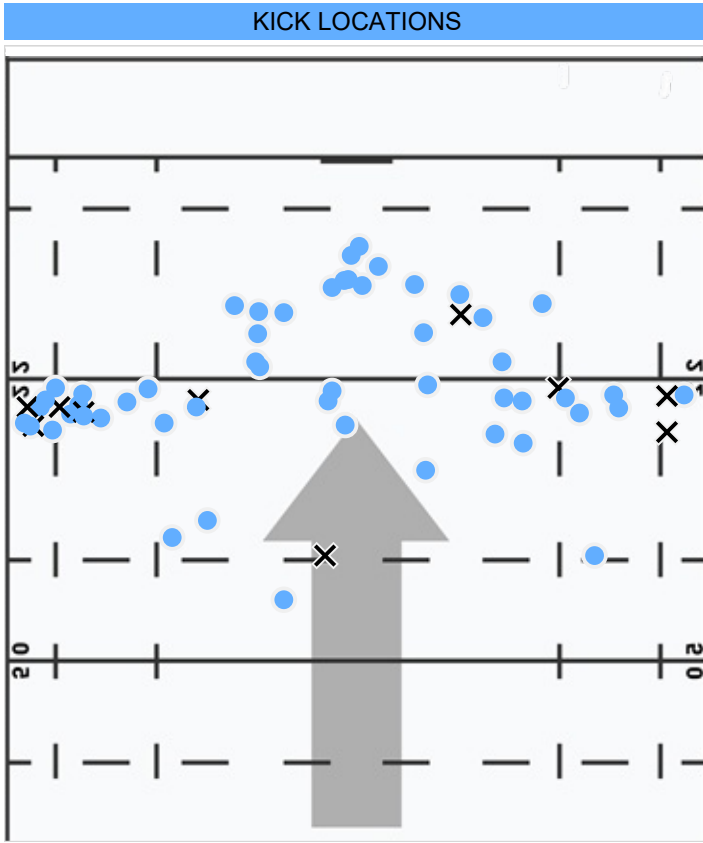
| Total penalties conceded |                | Penalties conceded / 80 minutes |     | Yellow / Red cards |                |       |
|--------------------------|----------------|---------------------------------|-----|--------------------|----------------|-------|
| 1                        | Andrew Porter  | 14                              | 1.8 | 1                  | Peter O'Mahony | 2 / 0 |
| 2                        | Joe McCarthy   | 11                              | 1.8 | 2                  | Caelan Doris   | 1 / 0 |
| 3                        | James Ryan     | 7                               | 1.4 | 3                  | Finlay Bealham | 1 / 0 |
| 4                        | Finlay Bealham | 6                               | 1.3 | 4                  | Harry Byrne    | 1 / 0 |
| 5                        | James Lowe     | 6                               | 1.2 | 5                  | James Ryan     | 1 / 0 |



**TEAM ANALYSIS**  
**AUSTRALIA - 2024 INTERNATIONALS**

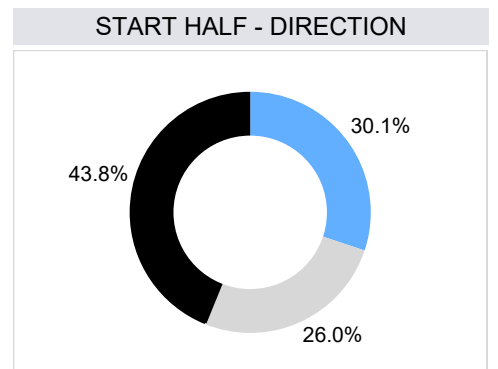
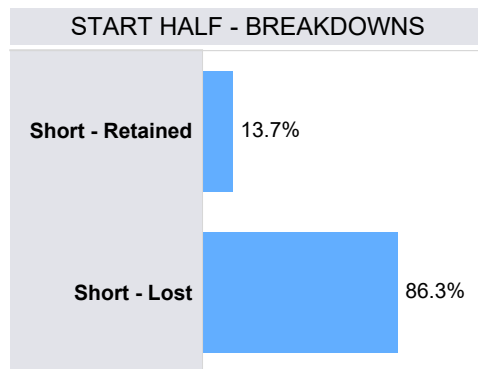
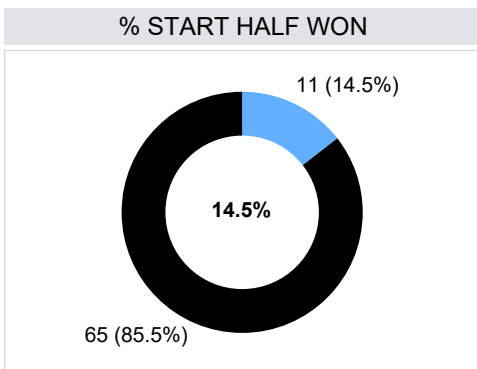
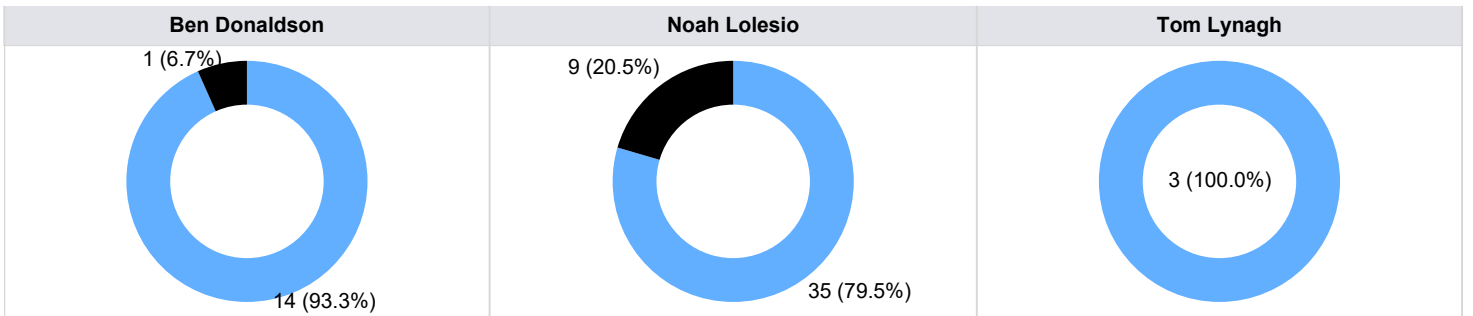
# KICKING

AUSTRALIA - 2024 INTERNATIONALS



| LAST 20 KICKS AT GOAL        |     |               |             |             |
|------------------------------|-----|---------------|-------------|-------------|
| Opponent                     | Min | Player        | Pts Gained  |             |
| Scotland                     | 12  | Noah Lolesio  | 0.30        | Pen Made    |
|                              | 45  | Noah Lolesio  | 0.17        | Pen Made    |
|                              | 76  | Ben Donaldson | 0.78        | Conv Made   |
| Wales                        | 14  | Noah Lolesio  | -1.05       | Conv Missed |
|                              | 17  | Noah Lolesio  | 0.08        | Conv Made   |
|                              | 23  | Noah Lolesio  | 0.53        | Conv Made   |
|                              | 48  | Noah Lolesio  | 0.64        | Conv Made   |
|                              | 53  | Noah Lolesio  | 0.14        | Conv Made   |
|                              | 61  | Noah Lolesio  | 0.98        | Conv Made   |
|                              | 76  | Noah Lolesio  | 0.93        | Conv Made   |
| England                      | 81  | Noah Lolesio  | -0.99       | Conv Missed |
|                              | 10  | Noah Lolesio  | 0.90        | Pen Made    |
|                              | 28  | Noah Lolesio  | 1.03        | Conv Made   |
|                              | 35  | Noah Lolesio  | 0.68        | Conv Made   |
|                              | 42  | Noah Lolesio  | 0.08        | Pen Made    |
|                              | 51  | Noah Lolesio  | -0.99       | Conv Missed |
|                              | 54  | Noah Lolesio  | 0.15        | Pen Made    |
| New Zealand                  | 76  | Ben Donaldson | 0.38        | Conv Made   |
|                              | 85  | Ben Donaldson | 1.08        | Conv Made   |
|                              | 9   | Noah Lolesio  | 0.82        | Conv Made   |
| <b>Overall Points Gained</b> |     |               | <b>4.65</b> |             |

## KICKS AT GOAL



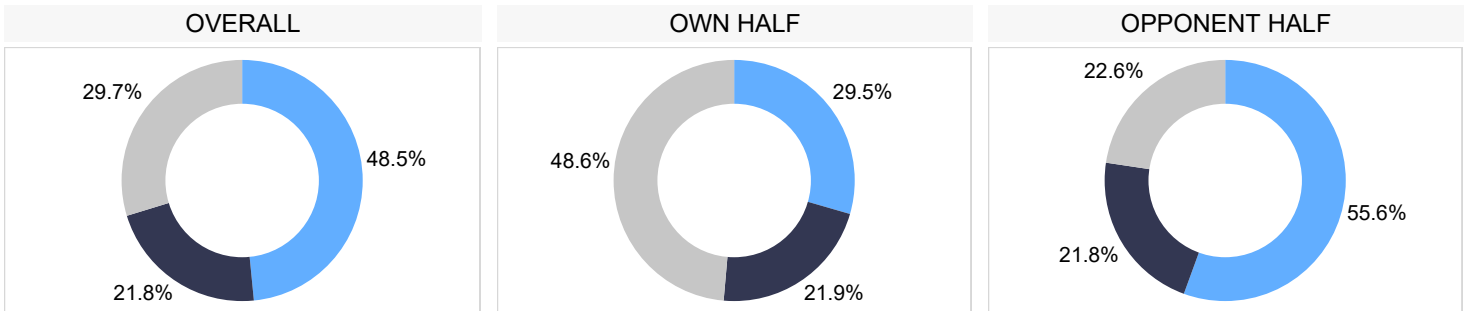
Won Lost

Right Split Left

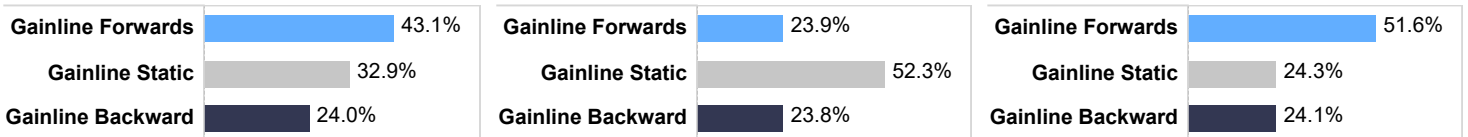
# COLLISIONS

AUSTRALIA - 2024 INTERNATIONALS

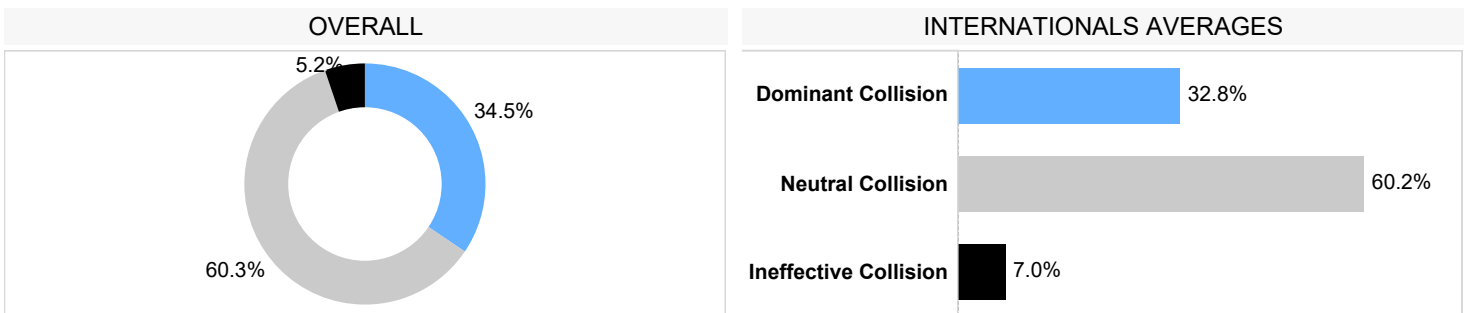
## GAINLINE SUCCESS



### CHAMPIONSHIP AVERAGES



## CARRIES INTO CONTACT\*

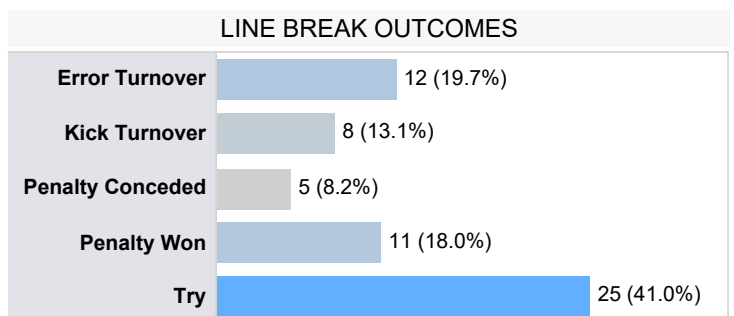


\*dominance based on tackle outcome

## TACKLES

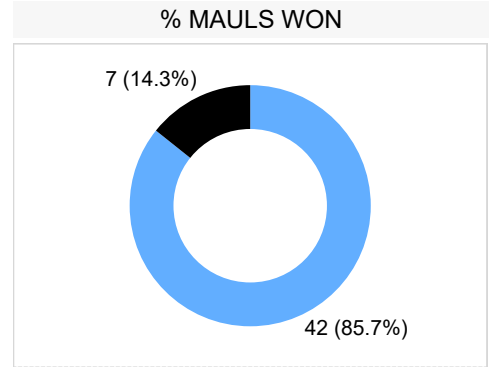
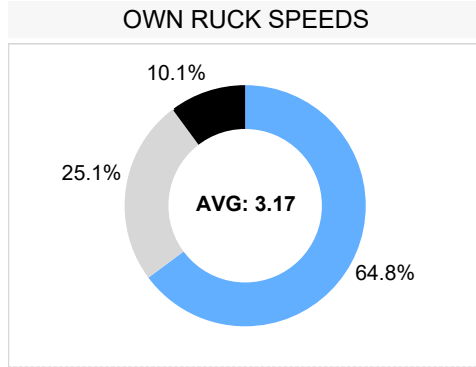
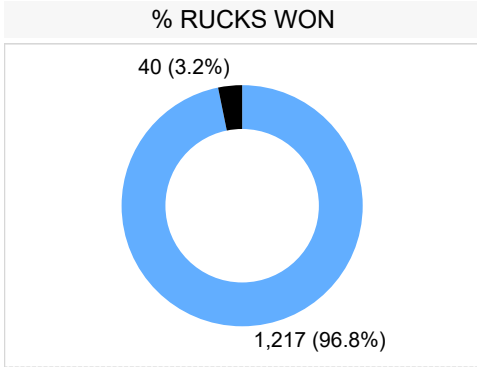


| CARRIES & BREAKS         |       |
|--------------------------|-------|
| Line Breaks              | 65    |
| Line breaks / match      | 5.4   |
| Defenders Beaten         | 250   |
| Defenders Beaten / match | 20.8  |
| Ball Carries             | 1,519 |
| Carries / Match          | 126.6 |

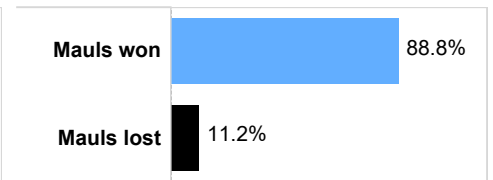
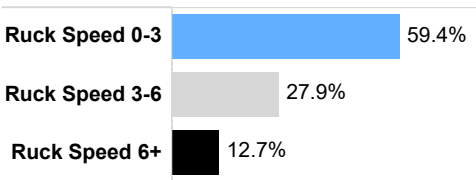
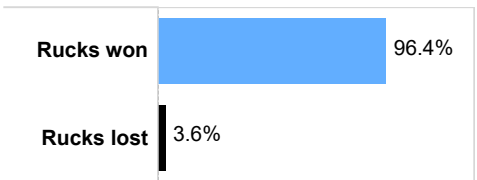


# BREAKDOWN

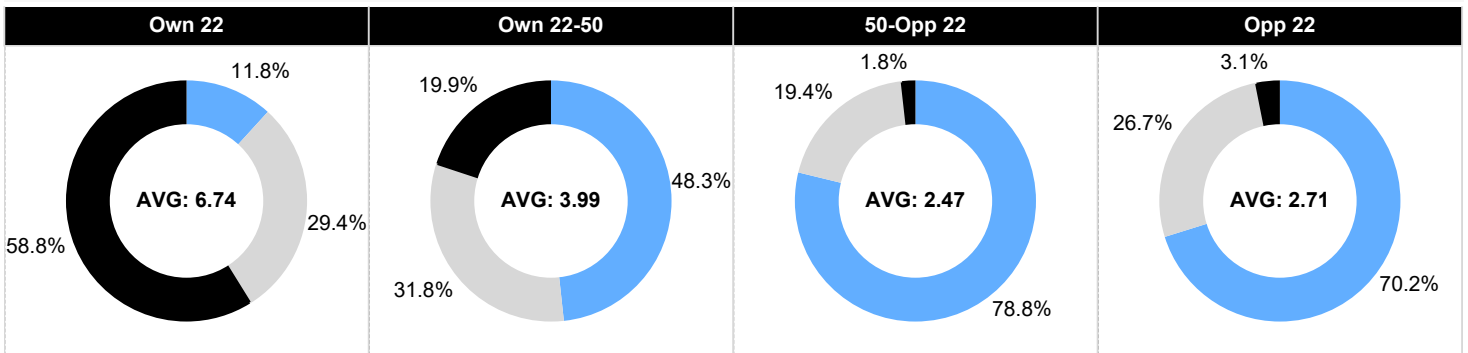
AUSTRALIA - 2024 INTERNATIONALS



## INTERNATIONALS AVERAGES



## RUCK SPEEDS - LOCATIONS



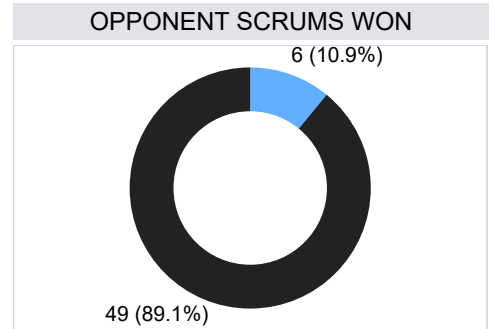
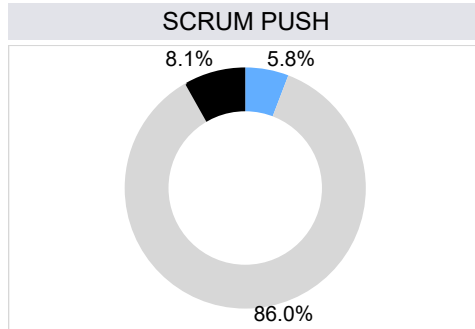
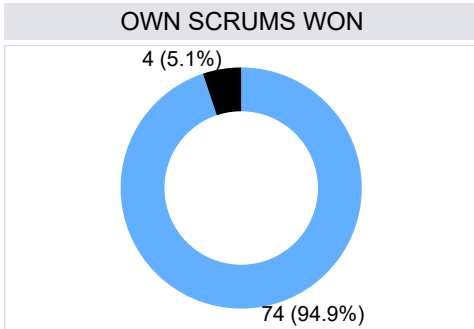
■ Ruck Speed 0-3   
 ■ Ruck Speed 3-6   
 ■ Ruck Speed 6+

| Attacking Breakdown Arrivals |                 |     | Defensive Breakdown Arrivals |                 |    | Breakdown Steals  |                 |           |
|------------------------------|-----------------|-----|------------------------------|-----------------|----|-------------------|-----------------|-----------|
| 1                            | Rob Valetini    | 208 | 1                            | Fraser McReight | 78 | 1                 | Fraser McReight | 6         |
| 2                            | Fraser McReight | 184 | 2                            | Rob Valetini    | 71 | 2                 | Rob Valetini    | 5         |
| 3                            | Matt Faessler   | 184 | 3                            | Carlo Tizzano   | 39 | 3                 | Carlo Tizzano   | 4         |
| 4                            | Harry Wilson    | 169 | 4                            | Harry Wilson    | 36 | 4                 | Taniela Tupou   | 3         |
| 5                            | Allan Alaalatoa | 160 | 5                            | Matt Faessler   | 26 | <b>Team Total</b> |                 | <b>39</b> |

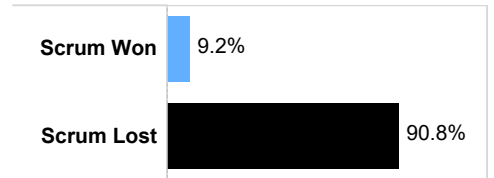
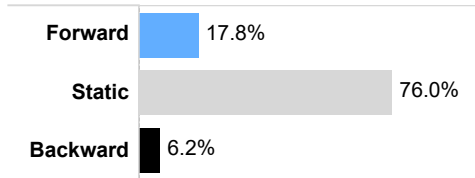
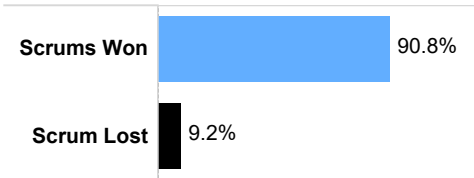
# SET PIECE

AUSTRALIA - 2024 INTERNATIONALS

## SCRUMS



### INTERNATIONALS AVERAGES



**OWN SCRUMS**

| Scrum Won | Scrum Reset Retained | Scrum Lost |
|-----------|----------------------|------------|
| 74        | 8                    | 4          |

**OPPONENT SCRUMS**

| Scrum Won | Scrum Reset Retain.. | Scrum Lost |
|-----------|----------------------|------------|
| 6         | 7                    | 49         |

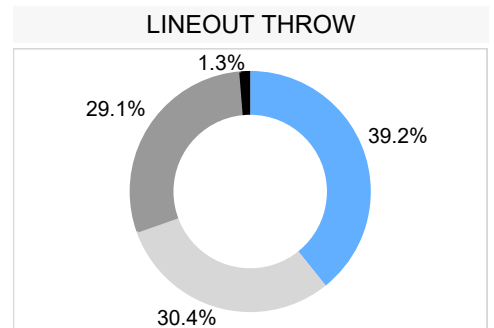
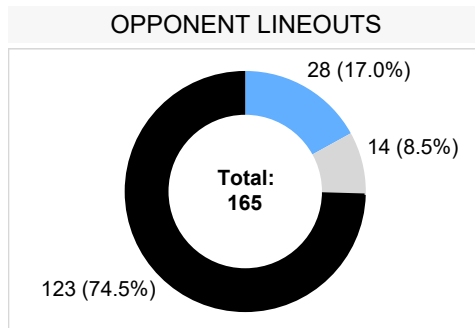
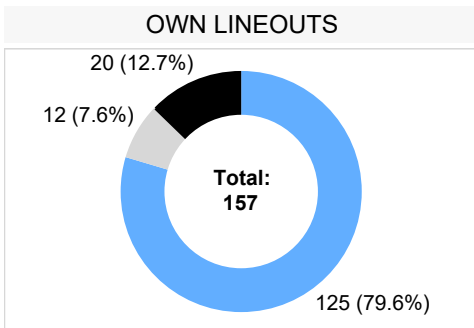
**OWN SCRUMS WON**

|            | Used  | Penalty | Free Kick |
|------------|-------|---------|-----------|
| Total      | 59    | 9       | 6         |
| % of Total | 79.7% | 12.2%   | 8.1%      |

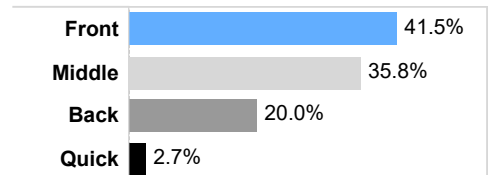
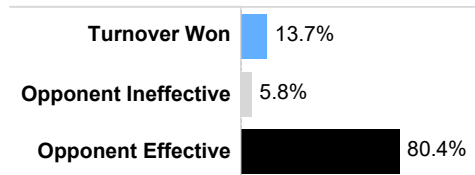
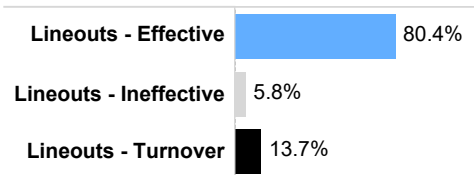
**OPPONENT SCRUMS WON**

|            | Used  | Penalty | Free Kick |
|------------|-------|---------|-----------|
| Total      | 4     | 4       | 2         |
| % of Total | 66.7% | 66.7%   | 33.3%     |

## LINEOUTS



### INTERNATIONALS AVERAGES

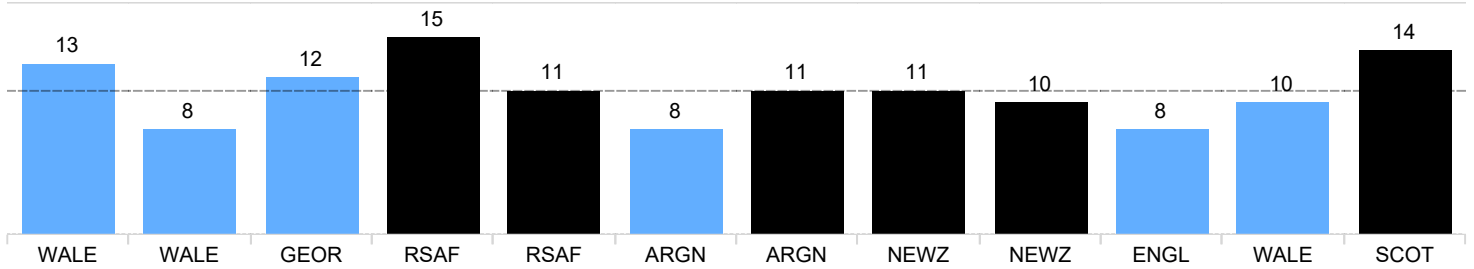


# DISCIPLINE

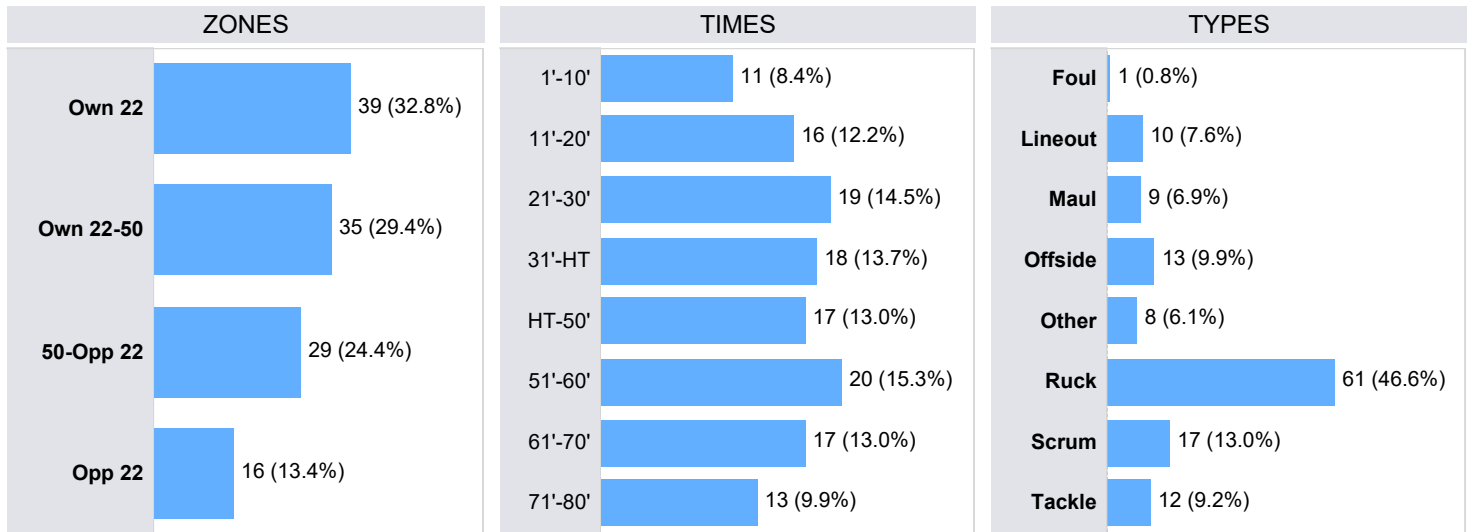
AUSTRALIA - 2024 INTERNATIONALS

| Statistic                        | Team | Year Average |
|----------------------------------|------|--------------|
| Total penalties conceded / match | 10.9 | 5.5          |
| Yellow cards / match             | 0.4  | 0.4          |
| Red cards / match                | 0.2  | 0.0          |

## PENALTIES CONCEDED PER MATCH



## PENALTIES & INFRINGEMENTS



## PLAYER STATISTICS - PER 80 AVERAGES WITH A MINIMUM 240 MINUTES PLAYED

| Total penalties conceded |                      |    | Penalties conceded / 80 minutes |                      |     | Yellow / Red cards |                      |       |
|--------------------------|----------------------|----|---------------------------------|----------------------|-----|--------------------|----------------------|-------|
| 1                        | Angus Bell           | 10 | 1                               | James Slipper        | 2.6 | 1                  | Andrew Kellaway      | 2 / 0 |
| 2                        | Lukhan Salakaia-Loto | 9  | 2                               | Taniela Tupou        | 1.9 | 2                  | Filipo Daugunu       | 0 / 1 |
| 3                        | James Slipper        | 8  | 3                               | Angus Bell           | 1.8 | 3                  | Fraser McReight      | 1 / 0 |
| 4                        | Jeremy Williams      | 8  | 4                               | Lukhan Salakaia-Loto | 1.5 | 4                  | Lukhan Salakaia-Loto | 1 / 0 |
| 5                        | Carlo Tizzano        | 7  | 5                               | Carlo Tizzano        | 1.4 | 5                  | Samu Kerevi          | 0 / 1 |

***PLAYER STATS***  
***2024 INTERNATIONALS***

# APPEARANCE CHART - IRELAND

2024 INTERNATIONALS

|                  | 02/02/24 | 11/02/24 | 24/02/24 | 09/03/24 | 16/03/24 | 06/07/24     | 13/07/24     | 08/11/24    | 15/11/24  | 23/11/24 |
|------------------|----------|----------|----------|----------|----------|--------------|--------------|-------------|-----------|----------|
|                  | France   | Italy    | Wales    | England  | Scotland | South Africa | South Africa | New Zealand | Argentina | Fiji     |
| B. Aki           | 12       |          | 12       | 12       | 12       | 12           |              | 12          |           | 12*      |
| R. Baird         | s20      | 6        | s20      | s20      | s19      | s20*         | s19          |             | s19       |          |
| F. Bealham       | s18      | 3        |          | s18      | s18      | s18          | s18          | 3           | 3         | 3        |
| T. Beirne        | 5*       |          | 5*       | 5        | 5        | 5            | 6            | 6           | 6         | 5        |
| C. Blade         |          |          |          |          |          |              | s21          |             |           |          |
| H. Byrne         |          | s22      |          |          | s22      |              |              |             |           |          |
| C. Casey         |          | 9        |          |          |          | 9            |              |             | s21       | 9*       |
| T. Clarkson      |          |          |          |          |          |              |              |             | s18       | s18      |
| J. Conan         | s21      | 8*       | s21      | s21      | s20      |              |              |             |           |          |
| J. Crowley       | 10       | 10*      | 10       | 10       | 10       | 10           | 10           | 10          | 10*       |          |
| C. Doris         | 8        | 7        | 8        | 8        | 8        | 8            | 8            | 8           | 8         | 8*       |
| C. Frawley       | s23      |          | 15*      | s23      |          | s22          | s22          | s22         |           | s22      |
| T. Furlong       | 3        |          | 3        | 3        | 3        | 3            | 3            |             |           |          |
| J. Gibson-Park   | 9*       | s21      | 9        | 9        | 9        |              |              | 9           | 9         |          |
| M. Hansen        |          |          |          |          |          |              |              | 14          | 14*       | 14**     |
| C. Healy         | s17      |          | s17      | s17      | s17      | s17          | s17          | s17         | s17       |          |
| I. Henderson     |          | s19      |          | s19      |          |              |              | s19         |           | s19      |
| R. Henshaw       | 13       | 13       | 13       | 13       | 13       | 13           | 12           |             | 12        | 13       |
| R. Herring       |          |          |          |          |          |              | s16          | s16         | s16       |          |
| C. Izuchukwu     |          |          |          |          |          |              |              |             |           | 6        |
| O. Jager         |          |          | s18      |          |          |              |              |             |           |          |
| H. Keenan        | 15       | 15       |          | 15       |          |              |              | 15          | 15        |          |
| R. Kelleher      | s16*     | s16      | s16      | s16      | s16      | s16          | 2            | 2           | 2         | s16*     |
| J. Larmour       |          | s23      |          |          | 15       |              |              |             |           |          |
| J. Loughman      |          | s17      |          |          |          |              |              |             |           |          |
| J. Lowe          | 11       | 11*      | 11*      | 11**     | 11       | 11           | 11           | 11          | 11        |          |
| J. McCarthy      | 4        | 4        | 4        | 4        | 4        | 4            | 4            | 4           | 4*        | 4        |
| G. McCarthy      |          |          |          |          |          |              |              |             |           | 2*       |
| S. McCloskey     |          | 12       | s23      |          |          |              | s23          |             |           | s23      |
| C. Murray        | s22      |          | s22      | s22      | s21      | s21*         | 9*           | s21         |           | s21      |
| C. Nash          | 14*      | 14*      | 14       | 14       | 14       | 14           | 14           |             |           |          |
| P. O'Mahony      | 6        |          | 6        | 6        | 6        | 6            | s20          | s20         | s20       |          |
| T. O'Toole       |          | s18      |          |          |          |              |              | s18         |           | s17      |
| J. Osborne       |          |          |          |          |          | 15*          | 15           | s23         | s23       | 15       |
| A. Porter        | 1        | 1        | 1        | 1        | 1*       | 1            | 1            | 1           | 1         | 1        |
| C. Prendergast   |          |          |          |          |          |              |              |             |           | s20      |
| S. Prendergast   |          |          |          |          |          |              |              |             | s22       | 10       |
| G. Ringrose      |          |          |          |          | s23      | s23          | 13           | 13          | 13        |          |
| J. Ryan          | s19      | 5        | s19      |          |          | s19          | 5            | 5           | 5         |          |
| D. Sheehan       | 2*       | 2**      | 2*       | 2        | 2*       | 2            |              |             |           |          |
| J. Stockdale     |          |          |          |          |          |              |              |             |           | 11       |
| J. van der Flier | 7        | s20      | 7        | 7        | 7        | 7            | 7            | 7*          | 7         | 7*       |

KEY: Number denotes position, s: substitute, u: unused replacement, \*: try scored

# APPEARANCE CHART - AUSTRALIA

2024 INTERNATIONALS

|                  | 06/07/24 | 13/07/24 | 20/07/24 | 10/08/24     | 17/08/24     | 31/08/24  | 07/09/24  | 21/09/24    | 28/09/24    | 09/11/24 | 17/11/24 | 24/11/24 |
|------------------|----------|----------|----------|--------------|--------------|-----------|-----------|-------------|-------------|----------|----------|----------|
|                  | Wales    | Wales    | Georgia  | South Africa | South Africa | Argentina | Argentina | New Zealand | New Zealand | England  | Wales    | Scotland |
| A. Alaalatoa     | s18      | s18*     | 3        | 3            | 3            | s18       | s18       | s18         | s18         | s18      | 3        | 3        |
| A. Bell          |          |          |          |              | 1            | 1         | 1         | 1           | 1           | 1        | 1        | 1        |
| A. Blyth         | s19      | s19      | 5        |              | 4            |           |           |             |             |          |          |          |
| C. Cale          | s20      | 8        |          |              |              |           |           |             |             |          |          |          |
| J. Canham        |          |          |          |              |              |           | s19       |             |             |          |          |          |
| F. Daugunu       | 11*      | 11**     | 14       | 11           |              |           |           |             |             |          |          |          |
| B. Donaldson     |          | s22      | 10       |              | s22          | s22       | 10        |             | s22         | s22      | s22      | s22      |
| M. Faessler      | 2        | 2        |          | 2            |              | 2         | 2         | 2*          | 2           | 2        | 2***     |          |
| J. Flook         | 13       | 13       |          |              |              |           | s23       |             | s23         |          |          |          |
| N. Frost         |          |          | 4        | 4            |              | 4         | 4         | 4           | 4           | 4        | 4*       | s19      |
| L. Gleeson       |          | s20      |          |              |              | s20       | s20       | s20         | s20         | s20      | s20      | s20      |
| J. Gordon        | 9        | 9*       |          | 9            |              | 9*        | 9         |             | 9           | 9        |          | 9        |
| A. Hodgman       |          |          | s17      |              |              |           |           |             |             |          |          |          |
| T. Hooper        |          |          | s19      |              | s19          |           |           |             |             |          |          |          |
| L. Ikitau        |          |          | 13       | 13           | 13           | 13        | 13        | 13          | 13          | 12       | 13*      | 12       |
| M. Jorgensen     |          |          |          |              | s23          | s23       | 14        |             |             | s23*     | 11       | s23      |
| I. Kailea        | s17      | s17      | 1*       | 1            |              | s17       |           |             | s17         |          |          | s17      |
| A. Kellaway      | 14       | 14       | s23      | 14           | 14           | 14        | 15*       | 14          | 14          | 14*      | 14       | 14       |
| S. Kerevi        |          |          |          |              |              |           |           |             |             |          | 12       |          |
| M. Koroibete     |          |          |          |              | 11           | 11        | 11        | 11          |             |          |          |          |
| D. Lancaster     |          |          | 11       |              |              |           |           |             |             |          |          |          |
| N. Lolesio       | 10       | 10       | s22      | 10           | 10           | 10        |           | 10          | 10          | 10       | 10       | 10       |
| T. Lynagh        | s22      |          |          | s22          |              |           | s22       | u22         |             |          |          |          |
| T. McDermott     | s21      |          | 9        | s21          | s21          | s21       | s21*      | s21         | s21         | s21      | s21      | s21      |
| F. McReight      | 7        | 7        | 7**      |              |              |           |           | 7*          | 7*          | 7        | 7        |          |
| J. Nasser        |          | s16      | s16      | s16          | 2            | s16       | s16       |             |             |          |          |          |
| Z. Nonggorr      |          |          | s18      | s18          | s18          |           |           |             |             |          | s18      | s18      |
| B. Paenga-Amosa  |          |          |          |              |              |           |           | s16         | s16         | s16      | s16      | 2        |
| H. Paisami       | 12       | 12       | 12*      | 12*          | 12           |           |           | 12*         | 12          |          |          |          |
| D. Pietsch       | s23      | u23      |          | s23          |              |           |           | s23         | 11          | 11       |          |          |
| B. Pollard       | s16      |          | 2        |              | s16          |           |           |             |             |          |          | s16      |
| H. Potter        |          |          |          |              |              |           |           |             |             |          |          | 11*      |
| L. Reimer        |          |          |          | s20          |              |           |           |             |             |          |          |          |
| L. Salakaia-Loto | 4        | 5        |          | 5            | 5            | 5         |           | s19         | s19         | s19      | s19      | 4        |
| W. Skelton       |          |          |          |              |              |           |           |             |             |          | 5        | 5        |
| J. Slipper       | 1        | 1        |          | s17          | s17          |           | s17       | s17         |             | s17      | s17      |          |
| H. Stewart       |          |          |          |              |              | 12        | 12        |             |             |          |          |          |
| J. Suaalii       |          |          |          |              |              |           |           |             |             | 13       | s23      | 13       |
| C. Tizzano       |          |          |          | 7            | 7            | 7         | 7*        |             |             |          |          | 7        |
| T. Tupou         | 3*       | 3        |          |              |              | 3         | 3         | 3           | 3           | 3        |          |          |
| S. Uru           |          |          |          |              | s20          |           |           |             |             |          | 6        |          |
| R. Valetini      | 8        | 6        | 6**      | 6            | 6            | 6*        | 6         | 6           | 6           | 6        | 8        | 6        |
| N. White         |          | s21      | s21      |              | 9            |           |           | 9           |             |          | 9        |          |
| J. Williams      | 5        | 4        | s20      | s19          |              | s19       | 5         | 5           | 5           | 5*       |          |          |
| H. Wilson        |          |          | 8        | 8            | 8            | 8         | 8         | 8           | 8           | 8*       |          | 8        |
| T. Wright        | 15*      | 15       | 15       | 15           | 15           | 15        |           | 15*         | 15          | 15*      | 15***    | 15       |
| L. Wright        | 6        |          |          |              |              |           |           |             |             |          |          |          |

KEY: Number denotes position, s: substitute, u: unused replacement, \*: try scored

# PLAYER DATA - IRELAND

2024 INTERNATIONALS

|                  | Games | Starts | Minutes Played | Points | Tries | Ball Carries | Carry Metres | Line Breaks | Defenders Beaten | Passes | Offloads | Turnover Con | Successful Tackles | Missed Tackles | Dominant Tackles | Penalties Conceded | Kicks | Kicking Metres | Lineout Takes | Lineout Steals |
|------------------|-------|--------|----------------|--------|-------|--------------|--------------|-------------|------------------|--------|----------|--------------|--------------------|----------------|------------------|--------------------|-------|----------------|---------------|----------------|
| B. Aki           | 7     | 7      | 553            | 5      | 1     | 83           | 637          | 8           | 20               | 39     | 3        | 5            | 63                 | 8              | 5                | 5                  | 0     | 0              | 1             | 0              |
| R. Baird         | 8     | 1      | 200            | 5      | 1     | 22           | 161          | 3           | 9                | 19     | 0        | 3            | 38                 | 5              | 0                | 1                  | 0     | 0              | 13            | 1              |
| F. Bealham       | 9     | 4      | 340            | 0      | 0     | 26           | 90           | 1           | 0                | 7      | 0        | 1            | 49                 | 6              | 4                | 6                  | 0     | 0              | 0             | 0              |
| T. Beirne        | 9     | 9      | 710            | 10     | 2     | 71           | 314          | 6           | 10               | 57     | 2        | 10           | 98                 | 5              | 7                | 5                  | 0     | 0              | 30            | 4              |
| C. Blade         | 1     | 0      | 21             | 0      | 0     | 1            | 4            | 0           | 0                | 11     | 0        | 1            | 1                  | 0              | 0                | 0                  | 1     | 22             | 0             | 0              |
| H. Byrne         | 2     | 0      | 32             | 2      | 0     | 4            | 21           | 0           | 0                | 16     | 0        | 1            | 3                  | 0              | 0                | 1                  | 2     | 54             | 0             | 0              |
| C. Casey         | 4     | 3      | 221            | 7      | 1     | 15           | 46           | 1           | 3                | 244    | 2        | 2            | 14                 | 3              | 1                | 0                  | 22    | 503            | 0             | 0              |
| T. Clarkson      | 2     | 0      | 65             | 0      | 0     | 2            | 10           | 0           | 0                | 2      | 0        | 0            | 9                  | 2              | 1                | 0                  | 0     | 0              | 0             | 0              |
| J. Conan         | 5     | 1      | 161            | 5      | 1     | 32           | 137          | 0           | 4                | 10     | 0        | 1            | 30                 | 4              | 0                | 2                  | 1     | 41             | 4             | 0              |
| J. Crowley       | 9     | 9      | 658            | 91     | 2     | 65           | 367          | 2           | 14               | 218    | 6        | 15           | 67                 | 12             | 3                | 2                  | 64    | 1,507          | 0             | 0              |
| C. Doris         | 10    | 10     | 790            | 5      | 1     | 121          | 598          | 1           | 13               | 64     | 5        | 5            | 113                | 15             | 9                | 5                  | 1     | 6              | 11            | 0              |
| C. Frawley       | 7     | 1      | 251            | 11     | 1     | 21           | 164          | 2           | 10               | 47     | 0        | 4            | 10                 | 5              | 0                | 0                  | 14    | 390            | 0             | 0              |
| T. Furlong       | 6     | 6      | 336            | 0      | 0     | 22           | 67           | 0           | 2                | 15     | 1        | 3            | 38                 | 4              | 5                | 5                  | 0     | 0              | 0             | 0              |
| J. Gibson-Park   | 7     | 6      | 447            | 5      | 1     | 38           | 173          | 1           | 7                | 485    | 1        | 6            | 32                 | 6              | 2                | 3                  | 46    | 1,135          | 1             | 0              |
| M. Hansen        | 3     | 3      | 240            | 15     | 3     | 24           | 153          | 2           | 5                | 26     | 2        | 6            | 10                 | 5              | 0                | 0                  | 3     | 93             | 0             | 0              |
| C. Healy         | 8     | 0      | 117            | 0      | 0     | 7            | 29           | 0           | 1                | 5      | 0        | 1            | 27                 | 1              | 0                | 0                  | 1     | 0              | 0             | 0              |
| I. Henderson     | 4     | 0      | 91             | 0      | 0     | 11           | 36           | 0           | 0                | 4      | 0        | 2            | 8                  | 0              | 0                | 3                  | 0     | 0              | 7             | 0              |
| R. Henshaw       | 9     | 9      | 614            | 0      | 0     | 78           | 478          | 4           | 23               | 57     | 10       | 10           | 62                 | 9              | 4                | 4                  | 2     | 54             | 0             | 0              |
| R. Herring       | 3     | 0      | 55             | 0      | 0     | 10           | 31           | 0           | 1                | 0      | 0        | 0            | 12                 | 2              | 0                | 1                  | 0     | 0              | 0             | 0              |
| C. Izuchukwu     | 1     | 1      | 51             | 0      | 0     | 3            | 15           | 0           | 0                | 3      | 1        | 1            | 6                  | 0              | 0                | 0                  | 0     | 0              | 1             | 1              |
| O. Jager         | 1     | 0      | 26             | 0      | 0     | 1            | 2            | 0           | 0                | 3      | 0        | 0            | 11                 | 0              | 0                | 0                  | 0     | 0              | 0             | 0              |
| H. Keenan        | 5     | 5      | 376            | 0      | 0     | 34           | 230          | 2           | 10               | 26     | 0        | 2            | 19                 | 7              | 3                | 0                  | 9     | 377            | 0             | 0              |
| R. Kelleher      | 10    | 3      | 341            | 10     | 2     | 43           | 212          | 1           | 8                | 30     | 5        | 4            | 70                 | 4              | 2                | 5                  | 1     | 38             | 0             | 1              |
| J. Larmour       | 2     | 1      | 84             | 0      | 0     | 9            | 61           | 0           | 1                | 12     | 2        | 3            | 4                  | 0              | 1                | 1                  | 1     | 38             | 0             | 0              |
| J. Loughman      | 1     | 0      | 24             | 0      | 0     | 1            | 8            | 0           | 0                | 1      | 0        | 0            | 2                  | 0              | 0                | 1                  | 0     | 0              | 0             | 0              |
| J. Lowe          | 9     | 9      | 720            | 20     | 4     | 85           | 777          | 10          | 24               | 65     | 13       | 9            | 24                 | 20             | 3                | 6                  | 56    | 2,214          | 0             | 0              |
| J. McCarthy      | 10    | 10     | 653            | 5      | 1     | 66           | 239          | 1           | 11               | 41     | 5        | 7            | 82                 | 21             | 10               | 11                 | 0     | 0              | 14            | 1              |
| G. McCarthy      | 1     | 1      | 80             | 5      | 1     | 9            | 43           | 0           | 1                | 13     | 1        | 0            | 5                  | 1              | 1                | 1                  | 0     | 0              | 0             | 0              |
| S. McCloskey     | 4     | 1      | 144            | 0      | 0     | 26           | 168          | 1           | 4                | 23     | 3        | 3            | 13                 | 4              | 0                | 0                  | 1     | 22             | 0             | 0              |
| C. Murray        | 8     | 1      | 172            | 10     | 2     | 11           | 71           | 0           | 2                | 139    | 1        | 0            | 14                 | 3              | 0                | 0                  | 14    | 251            | 1             | 0              |
| C. Nash          | 7     | 7      | 429            | 10     | 2     | 44           | 341          | 5           | 14               | 20     | 3        | 4            | 24                 | 9              | 6                | 0                  | 3     | 60             | 0             | 0              |
| P. O'Mahony      | 8     | 5      | 328            | 0      | 0     | 29           | 87           | 0           | 0                | 22     | 0        | 2            | 61                 | 5              | 0                | 2                  | 0     | 0              | 14            | 0              |
| T. O'Toole       | 3     | 0      | 58             | 0      | 0     | 2            | 9            | 0           | 0                | 1      | 0        | 0            | 2                  | 1              | 0                | 3                  | 0     | 0              | 0             | 0              |
| J. Osborne       | 5     | 3      | 186            | 5      | 1     | 35           | 187          | 3           | 6                | 12     | 2        | 3            | 5                  | 5              | 1                | 3                  | 9     | 374            | 0             | 0              |
| A. Porter        | 10    | 10     | 627            | 5      | 1     | 64           | 211          | 0           | 2                | 18     | 0        | 2            | 82                 | 9              | 6                | 14                 | 0     | 0              | 0             | 0              |
| C. Prendergast   | 1     | 0      | 32             | 0      | 0     | 0            | 0            | 0           | 0                | 5      | 0        | 0            | 3                  | 0              | 0                | 0                  | 0     | 0              | 2             | 0              |
| S. Prendergast   | 2     | 1      | 88             | 10     | 0     | 9            | 53           | 0           | 5                | 51     | 1        | 1            | 9                  | 2              | 0                | 1                  | 8     | 145            | 0             | 0              |
| G. Ringrose      | 5     | 3      | 294            | 0      | 0     | 23           | 201          | 3           | 8                | 10     | 2        | 3            | 33                 | 9              | 1                | 1                  | 1     | 28             | 0             | 0              |
| J. Ryan          | 7     | 4      | 314            | 0      | 0     | 28           | 103          | 0           | 4                | 14     | 0        | 1            | 71                 | 5              | 12               | 7                  | 0     | 0              | 9             | 2              |
| D. Sheehan       | 6     | 6      | 330            | 25     | 5     | 50           | 291          | 7           | 8                | 17     | 0        | 4            | 40                 | 6              | 1                | 2                  | 0     | 0              | 0             | 0              |
| J. Stockdale     | 1     | 1      | 49             | 0      | 0     | 10           | 117          | 1           | 4                | 4      | 1        | 0            | 1                  | 0              | 0                | 1                  | 1     | 34             | 0             | 0              |
| J. van der Flier | 10    | 9      | 609            | 10     | 2     | 63           | 302          | 1           | 5                | 41     | 2        | 2            | 102                | 17             | 1                | 1                  | 1     | 8              | 0             | 0              |

# PLAYER DATA - AUSTRALIA

2024 INTERNATIONALS

|                  | Games | Starts | Minutes Played | Points | Tries | Ball Carries | Carry Metres | Line Breaks | Defenders Beaten | Passes | Offloads | Turnover Con | Successful Tackles | Missed Tackles | Dominant Tackles | Penalties Conceded | Kicks | Kicking Metres | Lineout Takes | Lineout Steals |
|------------------|-------|--------|----------------|--------|-------|--------------|--------------|-------------|------------------|--------|----------|--------------|--------------------|----------------|------------------|--------------------|-------|----------------|---------------|----------------|
| A. Alaialtoa     | 12    | 5      | 534            | 5      | 1     | 35           | 126          | 0           | 0                | 17     | 1        | 1            | 90                 | 7              | 4                | 4                  | 0     | 0              | 0             | 0              |
| A. Bell          | 8     | 8      | 446            | 0      | 0     | 71           | 338          | 1           | 19               | 21     | 1        | 1            | 81                 | 7              | 6                | 10                 | 0     | 0              | 0             | 0              |
| A. Blyth         | 4     | 2      | 169            | 0      | 0     | 6            | 15           | 0           | 0                | 5      | 0        | 1            | 25                 | 4              | 1                | 4                  | 0     | 0              | 2             | 0              |
| C. Cale          | 2     | 1      | 82             | 0      | 0     | 13           | 71           | 0           | 0                | 5      | 0        | 2            | 12                 | 1              | 0                | 1                  | 0     | 0              | 2             | 2              |
| J. Canham        | 1     | 0      | 15             | 0      | 0     | 0            | 0            | 0           | 0                | 0      | 0        | 0            | 1                  | 3              | 0                | 0                  | 0     | 0              | 0             | 0              |
| F. Daugunu       | 4     | 4      | 216            | 15     | 3     | 33           | 280          | 2           | 7                | 5      | 0        | 0            | 13                 | 4              | 0                | 3                  | 5     | 168            | 0             | 0              |
| B. Donaldson     | 9     | 2      | 177            | 32     | 0     | 15           | 137          | 2           | 5                | 54     | 1        | 3            | 7                  | 4              | 0                | 1                  | 20    | 745            | 0             | 0              |
| M. Faessler      | 9     | 9      | 499            | 20     | 4     | 53           | 223          | 0           | 6                | 19     | 0        | 2            | 85                 | 5              | 1                | 4                  | 1     | 0              | 0             | 0              |
| J. Flook         | 4     | 2      | 192            | 0      | 0     | 7            | 52           | 0           | 3                | 3      | 1        | 0            | 20                 | 2              | 1                | 1                  | 0     | 0              | 0             | 0              |
| N. Frost         | 9     | 8      | 587            | 5      | 1     | 71           | 358          | 2           | 7                | 48     | 1        | 10           | 93                 | 24             | 9                | 5                  | 0     | 0              | 33            | 4              |
| L. Gleeson       | 8     | 0      | 135            | 0      | 0     | 24           | 126          | 0           | 7                | 4      | 1        | 0            | 17                 | 3              | 0                | 1                  | 0     | 0              | 1             | 1              |
| J. Gordon        | 8     | 8      | 479            | 10     | 2     | 19           | 119          | 2           | 4                | 501    | 1        | 2            | 39                 | 6              | 1                | 3                  | 48    | 1,098          | 0             | 0              |
| A. Hodgman       | 1     | 0      | 20             | 0      | 0     | 3            | 7            | 0           | 0                | 0      | 0        | 0            | 3                  | 0              | 1                | 1                  | 0     | 0              | 0             | 0              |
| T. Hooper        | 2     | 0      | 52             | 0      | 0     | 7            | 32           | 0           | 0                | 3      | 0        | 1            | 7                  | 0              | 0                | 0                  | 0     | 0              | 1             | 0              |
| L. Ikitau        | 10    | 10     | 780            | 5      | 1     | 79           | 582          | 2           | 24               | 41     | 6        | 5            | 63                 | 10             | 2                | 2                  | 14    | 329            | 0             | 0              |
| M. Jorgensen     | 6     | 2      | 284            | 5      | 1     | 19           | 227          | 5           | 6                | 11     | 3        | 6            | 24                 | 3              | 2                | 0                  | 5     | 90             | 0             | 0              |
| I. Kailea        | 7     | 2      | 222            | 5      | 1     | 35           | 145          | 0           | 2                | 11     | 1        | 2            | 41                 | 5              | 0                | 4                  | 0     | 0              | 0             | 0              |
| A. Kellaway      | 12    | 11     | 882            | 10     | 2     | 62           | 594          | 9           | 14               | 47     | 3        | 6            | 68                 | 32             | 6                | 5                  | 12    | 361            | 0             | 0              |
| S. Kerevi        | 1     | 1      | 41             | 0      | 0     | 15           | 101          | 0           | 1                | 7      | 2        | 0            | 5                  | 0              | 0                | 1                  | 0     | 0              | 0             | 0              |
| M. Koroibete     | 4     | 4      | 303            | 0      | 0     | 28           | 210          | 4           | 5                | 16     | 2        | 9            | 24                 | 12             | 3                | 3                  | 3     | 113            | 0             | 0              |
| D. Lancaster     | 1     | 1      | 80             | 0      | 0     | 8            | 87           | 2           | 2                | 1      | 0        | 1            | 6                  | 2              | 0                | 0                  | 0     | 0              | 0             | 1              |
| N. Lolesio       | 11    | 10     | 734            | 87     | 0     | 67           | 411          | 3           | 14               | 199    | 9        | 10           | 31                 | 15             | 3                | 2                  | 70    | 1,958          | 1             | 0              |
| T. Lynagh        | 4     | 0      | 59             | 6      | 0     | 3            | 26           | 0           | 0                | 7      | 0        | 0            | 6                  | 2              | 0                | 0                  | 2     | 60             | 0             | 0              |
| T. McDermott     | 11    | 1      | 278            | 5      | 1     | 29           | 175          | 3           | 13               | 293    | 0        | 4            | 20                 | 4              | 0                | 0                  | 31    | 768            | 1             | 0              |
| F. McReight      | 7     | 7      | 549            | 20     | 4     | 58           | 397          | 3           | 10               | 47     | 2        | 3            | 112                | 7              | 6                | 2                  | 1     | 56             | 0             | 0              |
| J. Nasser        | 6     | 1      | 194            | 0      | 0     | 17           | 52           | 0           | 2                | 15     | 1        | 0            | 29                 | 1              | 1                | 0                  | 0     | 0              | 0             | 0              |
| Z. Nonggorr      | 5     | 0      | 129            | 0      | 0     | 14           | 54           | 0           | 1                | 3      | 0        | 2            | 16                 | 4              | 0                | 2                  | 0     | 0              | 0             | 0              |
| B. Paenga-Amosa  | 5     | 1      | 151            | 0      | 0     | 16           | 62           | 1           | 0                | 11     | 1        | 0            | 26                 | 2              | 0                | 1                  | 0     | 0              | 0             | 0              |
| H. Paisami       | 7     | 7      | 527            | 15     | 3     | 60           | 343          | 2           | 11               | 48     | 0        | 6            | 59                 | 10             | 2                | 6                  | 8     | 179            | 0             | 0              |
| D. Pietsch       | 6     | 2      | 187            | 0      | 0     | 23           | 216          | 4           | 5                | 9      | 1        | 5            | 10                 | 4              | 0                | 0                  | 2     | 28             | 0             | 0              |
| B. Pollard       | 4     | 1      | 124            | 0      | 0     | 10           | 33           | 0           | 1                | 8      | 0        | 2            | 16                 | 1              | 2                | 2                  | 0     | 0              | 0             | 0              |
| H. Potter        | 1     | 1      | 80             | 5      | 1     | 9            | 71           | 0           | 3                | 3      | 3        | 0            | 5                  | 1              | 0                | 0                  | 1     | 25             | 0             | 0              |
| L. Reimer        | 1     | 0      | 17             | 0      | 0     | 4            | 18           | 0           | 0                | 0      | 0        | 1            | 2                  | 1              | 0                | 0                  | 0     | 0              | 0             | 0              |
| L. Salakaia-Loto | 10    | 6      | 492            | 0      | 0     | 58           | 311          | 2           | 5                | 39     | 0        | 5            | 66                 | 13             | 2                | 9                  | 0     | 0              | 27            | 7              |
| W. Skelton       | 2     | 2      | 104            | 0      | 0     | 17           | 79           | 0           | 2                | 1      | 0        | 1            | 15                 | 2              | 0                | 1                  | 0     | 0              | 0             | 0              |
| J. Slipper       | 8     | 2      | 243            | 0      | 0     | 27           | 103          | 0           | 1                | 4      | 0        | 0            | 38                 | 4              | 1                | 8                  | 0     | 0              | 1             | 0              |
| H. Stewart       | 2     | 2      | 160            | 0      | 0     | 7            | 47           | 0           | 1                | 17     | 0        | 1            | 21                 | 5              | 3                | 1                  | 2     | 103            | 0             | 0              |
| J. Suaalii       | 3     | 2      | 128            | 0      | 0     | 11           | 52           | 1           | 0                | 13     | 4        | 1            | 9                  | 5              | 1                | 1                  | 0     | 0              | 0             | 0              |
| C. Tizzano       | 5     | 5      | 387            | 5      | 1     | 31           | 125          | 0           | 6                | 14     | 1        | 3            | 91                 | 2              | 9                | 7                  | 0     | 0              | 0             | 0              |
| T. Tupou         | 7     | 7      | 300            | 5      | 1     | 37           | 172          | 0           | 6                | 13     | 0        | 5            | 30                 | 6              | 4                | 7                  | 0     | 0              | 0             | 0              |
| S. Uru           | 2     | 1      | 77             | 0      | 0     | 13           | 52           | 0           | 0                | 5      | 2        | 0            | 12                 | 0              | 0                | 2                  | 0     | 0              | 5             | 1              |
| R. Valetini      | 12    | 12     | 880            | 15     | 3     | 118          | 663          | 1           | 11               | 50     | 4        | 4            | 103                | 5              | 5                | 4                  | 3     | 98             | 9             | 0              |
| N. White         | 5     | 3      | 203            | 0      | 0     | 15           | 30           | 1           | 1                | 203    | 1        | 3            | 11                 | 6              | 0                | 2                  | 30    | 721            | 1             | 0              |
| J. Williams      | 9     | 6      | 491            | 5      | 1     | 49           | 204          | 1           | 4                | 33     | 1        | 7            | 69                 | 10             | 8                | 8                  | 0     | 0              | 17            | 3              |
| H. Wilson        | 9     | 9      | 705            | 5      | 1     | 114          | 607          | 0           | 5                | 54     | 5        | 9            | 119                | 14             | 9                | 7                  | 2     | 99             | 28            | 0              |
| T. Wright        | 11    | 11     | 880            | 30     | 6     | 104          | 1,032        | 12          | 36               | 77     | 8        | 10           | 20                 | 11             | 0                | 5                  | 32    | 1,056          | 0             | 0              |
| L. Wright        | 1     | 1      | 57             | 0      | 0     | 5            | 21           | 0           | 0                | 5      | 0        | 0            | 1                  | 2              | 0                | 1                  | 0     | 0              | 4             | 1              |

# ***PLAYER RANKINGS***

## **2024 INTERNATIONALS**

# PLAYER RANKINGS - POINTS

2024 INTERNATIONALS

## POINTS

|    |             | Games       | Points | Minutes | Pens | Conv | Drop Goals | Tries |   |
|----|-------------|-------------|--------|---------|------|------|------------|-------|---|
| 1  | D. McKenzie | New Zealand | 14     | 143     | 854  | 26   | 30         | 0     | 1 |
| 2  | T. Alborno  | Argentina   | 12     | 110     | 691  | 13   | 28         | 0     | 3 |
| 3  | T. Ramos    | France      | 8      | 105     | 640  | 19   | 24         | 0     | 0 |
| 4  | J. Crowley  | Ireland     | 9      | 91      | 658  | 14   | 18         | 1     | 2 |
| 5  | M. Smith    | England     | 9      | 88      | 588  | 11   | 21         | 1     | 2 |
| 6  | N. Lolesio  | Australia   | 11     | 87      | 734  | 17   | 18         | 0     | 0 |
| 7  | F. Russell  | Scotland    | 7      | 82      | 560  | 17   | 13         | 0     | 1 |
| 7  | C. Muntz    | Fiji        | 9      | 82      | 659  | 11   | 22         | 0     | 1 |
| 9  | S. Lee      | Japan       | 7      | 76      | 461  | 8    | 21         | 0     | 2 |
| 10 | P. Garbisi  | Italy       | 11     | 75      | 850  | 14   | 14         | 0     | 1 |

## GOAL KICKING (MADE)

|   |             | Games        | Minutes | Goals | Misses | Pens | Pens Missed | Conv | Conv Missed | Goal Kicking % |       |
|---|-------------|--------------|---------|-------|--------|------|-------------|------|-------------|----------------|-------|
| 1 | D. McKenzie | New Zealand  | 14      | 854   | 56     | 16   | 26          | 6    | 30          | 10             | 77.8% |
| 2 | T. Ramos    | France       | 8       | 640   | 43     | 5    | 19          | 2    | 24          | 3              | 89.6% |
| 3 | T. Alborno  | Argentina    | 12      | 691   | 41     | 11   | 13          | 2    | 28          | 9              | 78.8% |
| 4 | N. Lolesio  | Australia    | 11      | 734   | 35     | 9    | 17          | 3    | 18          | 6              | 79.5% |
| 5 | C. Muntz    | Fiji         | 9       | 659   | 33     | 8    | 11          | 0    | 22          | 8              | 80.5% |
| 6 | M. Smith    | England      | 9       | 588   | 32     | 9    | 11          | 2    | 21          | 7              | 78.0% |
| 6 | J. Crowley  | Ireland      | 9       | 658   | 32     | 11   | 14          | 3    | 18          | 8              | 74.4% |
| 8 | F. Russell  | Scotland     | 7       | 560   | 30     | 4    | 17          | 1    | 13          | 3              | 88.2% |
| 9 | H. Pollard  | South Africa | 11      | 477   | 29     | 6    | 16          | 3    | 13          | 3              | 82.9% |
| 9 | S. Lee      | Japan        | 7       | 461   | 29     | 1    | 8           | 1    | 21          | 0              | 96.7% |

## GOAL KICKING (%)\*

|   |                   | Games       | Kicks | Made | Available Points | Points Scored | Expected Points | Pts Gained | Goal Kicking % |        |
|---|-------------------|-------------|-------|------|------------------|---------------|-----------------|------------|----------------|--------|
| 1 | Leo Berdeu        | France      | 1     | 7    | 7                | 19            | 19              | 14.1       | 4.9            | 100.0% |
| 2 | Seungsin Lee      | Japan       | 6     | 30   | 29               | 69            | 60.9            | 5.1        | 96.7%          |        |
| 3 | Ben Donaldson     | Australia   | 6     | 15   | 14               | 34            | 32              | 27.4       | 4.6            | 93.3%  |
| 4 | Santiago Carreras | Argentina   | 6     | 20   | 18               | 49            | 45              | 41.9       | 3.1            | 90.0%  |
| 5 | Thomas Ramos      | France      | 8     | 48   | 43               | 117           | 105             | 92.2       | 12.8           | 89.6%  |
| 6 | Finn Russell      | Scotland    | 7     | 34   | 30               | 86            | 77              | 72.4       | 4.6            | 88.2%  |
| 7 | Ben Thomas        | Wales       | 3     | 8    | 7                | 20            | 17              | 14.7       | 2.3            | 87.5%  |
| 8 | Beauden Barrett   | New Zealand | 4     | 15   | 13               | 32            | 28              | 24.9       | 3.1            | 86.7%  |
| 9 | Martin Page-Relo  | Italy       | 5     | 7    | 6                | 21            | 18              | 5.1        | 12.9           | 85.7%  |
| 9 | Ioan Lloyd        | Wales       | 3     | 7    | 6                | 14            | 12              | 10.4       | 1.6            | 85.7%  |

\*Minimum 5 Kicks at Goal



**IRELAND**



**AUSTRALIA**

# PLAYER RANKINGS - TRIES

2024 INTERNATIONALS

## TRIES

|   |                  | Games        | Minutes Played | Tries | Tries / 80 |     |
|---|------------------|--------------|----------------|-------|------------|-----|
| 1 | D. van der Merwe | Scotland     | 10             | 798   | 9          | 0.9 |
| 2 | D. Riley         | Japan        | 10             | 800   | 7          | 0.7 |
| 2 | M. Tele'a        | New Zealand  | 10             | 646   | 7          | 0.9 |
| 2 | C. Clarke        | New Zealand  | 9              | 643   | 7          | 0.9 |
| 2 | W. Jordan        | New Zealand  | 10             | 716   | 7          | 0.8 |
| 6 | M. Mapimpi       | South Africa | 5              | 390   | 6          | 1.2 |
| 6 | T. Wright        | Australia    | 11             | 880   | 6          | 0.5 |
| 8 | J. Mallia        | Argentina    | 9              | 684   | 5          | 0.6 |
| 8 | K. Arendse       | South Africa | 9              | 662   | 5          | 0.6 |
| 8 | D. Graham        | Scotland     | 3              | 225   | 5          | 1.8 |
| 8 | A. Fassi         | South Africa | 8              | 597   | 5          | 0.7 |
| 8 | D. Sheehan       | Ireland      | 6              | 330   | 5          | 1.2 |
| 8 | M. Carreras      | Argentina    | 10             | 742   | 5          | 0.5 |
| 8 | I. Feyi-Waboso   | England      | 9              | 426   | 5          | 0.9 |

## TRY ASSISTS

|    |                | Games       | Minutes Played | Try Assists | Try Assists / 80 |     |
|----|----------------|-------------|----------------|-------------|------------------|-----|
| 1  | B. Barrett     | New Zealand | 11             | 697         | 9                | 1.0 |
| 2  | M. Smith       | England     | 9              | 588         | 7                | 1.0 |
| 3  | J. Gibson-Park | Ireland     | 7              | 447         | 6                | 1.1 |
| 4  | D. McKenzie    | New Zealand | 14             | 854         | 5                | 0.5 |
| 4  | H. Jones       | Scotland    | 10             | 785         | 5                | 0.5 |
| 4  | N. Saito       | Japan       | 5              | 302         | 5                | 1.3 |
| 4  | T. McDermott   | Australia   | 11             | 278         | 5                | 1.4 |
| 4  | T. Alborno     | Argentina   | 12             | 691         | 5                | 0.6 |
| 4  | S. Lee         | Japan       | 7              | 461         | 5                | 0.9 |
| 10 | A. Hastings    | Scotland    | 5              | 259         | 4                | 1.2 |
| 10 | D. Riley       | Japan       | 10             | 800         | 4                | 0.4 |
| 10 | A. Mitchell    | England     | 7              | 451         | 4                | 0.7 |
| 10 | F. Lomani      | Fiji        | 9              | 514         | 4                | 0.6 |
| 10 | S. Chocobares  | Argentina   | 8              | 546         | 4                | 0.6 |

## TRY INVOLVEMENTS

|   |                  | Games        | Minutes Played | Try Involvements | % of Team Total |       |
|---|------------------|--------------|----------------|------------------|-----------------|-------|
| 1 | B. Barrett       | New Zealand  | 11             | 697              | 11              | 11.7% |
| 1 | D. Riley         | Japan        | 10             | 800              | 11              | 15.7% |
| 3 | D. van der Merwe | Scotland     | 10             | 798              | 9               | 8.5%  |
| 3 | M. Tele'a        | New Zealand  | 10             | 646              | 9               | 9.6%  |
| 3 | M. Smith         | England      | 9              | 588              | 9               | 12.7% |
| 3 | W. Jordan        | New Zealand  | 10             | 716              | 9               | 9.6%  |
| 7 | H. Jones         | Scotland     | 10             | 785              | 8               | 7.5%  |
| 7 | M. Mapimpi       | South Africa | 5              | 390              | 8               | 9.1%  |
| 7 | T. Wright        | Australia    | 11             | 880              | 8               | 13.6% |
| 7 | T. Alborno       | Argentina    | 12             | 691              | 8               | 9.9%  |
| 7 | A. Fassi         | South Africa | 8              | 597              | 8               | 9.1%  |
| 7 | J. Dobie         | Scotland     | 7              | 265              | 8               | 9.4%  |
| 7 | K. Salawa        | Fiji         | 9              | 614              | 8               | 13.3% |



# PLAYER RANKINGS - CARRIES

2024 INTERNATIONALS

## CARRIES

|    |             | Games       | Total |     |
|----|-------------|-------------|-------|-----|
| 1  | B. Earl     | England     | 12    | 184 |
| 2  | A. Savea    | New Zealand | 13    | 166 |
| 3  | C. Doris    | Ireland     | 10    | 121 |
| 3  | W. Sititi   | New Zealand | 10    | 121 |
| 5  | J. Oviedo   | Argentina   | 11    | 119 |
| 6  | R. Valetini | Australia   | 12    | 118 |
| 7  | D. McKenzie | New Zealand | 14    | 116 |
| 8  | H. Wilson   | Australia   | 9     | 114 |
| 9  | P. Matera   | Argentina   | 11    | 111 |
| 10 | T. Wright   | Australia   | 11    | 104 |

|    |            | Minutes      | Per 80* |      |
|----|------------|--------------|---------|------|
| 1  | J. Wiese   | South Africa | 375     | 18.1 |
| 2  | S. Negri   | Italy        | 405     | 17.0 |
| 3  | B. Earl    | England      | 960     | 15.3 |
| 4  | W. Sititi  | New Zealand  | 659     | 14.7 |
| 5  | E. Louw    | South Africa | 371     | 14.0 |
| 6  | K. Himeno  | Japan        | 314     | 14.0 |
| 7  | E. Meafou  | France       | 249     | 13.8 |
| 8  | P. Matera  | Argentina    | 675     | 13.2 |
| 9  | J. Dempsey | Scotland     | 469     | 13.1 |
| 10 | A. Savea   | New Zealand  | 1,015   | 13.1 |

## METRES

|    |                  | Games       | Total |       |
|----|------------------|-------------|-------|-------|
| 1  | D. Riley         | Japan       | 10    | 1,096 |
| 2  | W. Jordan        | New Zealand | 10    | 1,065 |
| 3  | T. Wright        | Australia   | 11    | 1,032 |
| 4  | B. Earl          | England     | 12    | 982   |
| 5  | A. Savea         | New Zealand | 13    | 938   |
| 6  | C. Clarke        | New Zealand | 9     | 912   |
| 7  | T. Alborno       | Argentina   | 12    | 897   |
| 8  | M. Tuitama       | Japan       | 7     | 855   |
| 9  | D. van der Merwe | Scotland    | 10    | 851   |
| 10 | M. Ioane         | Italy       | 10    | 812   |

|    |            | Minutes      | Per 80* |       |
|----|------------|--------------|---------|-------|
| 1  | M. Tuitama | Japan        | 494     | 138.5 |
| 2  | I. Masi    | Fiji         | 270     | 120.9 |
| 3  | W. Jordan  | New Zealand  | 716     | 119.0 |
| 4  | C. Clarke  | New Zealand  | 643     | 113.5 |
| 5  | Y. Yazaki  | Japan        | 374     | 113.5 |
| 6  | A. Reed    | Scotland     | 240     | 111.5 |
| 7  | K. Rowe    | Scotland     | 442     | 111.3 |
| 8  | J. Wiese   | South Africa | 375     | 111.1 |
| 9  | D. Riley   | Japan        | 800     | 109.6 |
| 10 | L. Barre   | France       | 425     | 105.8 |

## DEFENDERS BEATEN

|    |                  | Games        | Total |    |
|----|------------------|--------------|-------|----|
| 1  | D. van der Merwe | Scotland     | 10    | 48 |
| 2  | M. Tele'a        | New Zealand  | 10    | 45 |
| 3  | B. Earl          | England      | 12    | 42 |
| 4  | C. Kolbe         | South Africa | 9     | 40 |
| 5  | D. McKenzie      | New Zealand  | 14    | 39 |
| 6  | A. Savea         | New Zealand  | 13    | 36 |
| 6  | T. Wright        | Australia    | 11    | 36 |
| 6  | D. Riley         | Japan        | 10    | 36 |
| 6  | T. Menoncello    | Italy        | 11    | 36 |
| 10 | C. Clarke        | New Zealand  | 9     | 34 |

|    |                     | Minutes      | Per 80* |     |
|----|---------------------|--------------|---------|-----|
| 1  | M. Tele'a           | New Zealand  | 646     | 5.6 |
| 2  | D. Penaud           | France       | 400     | 5.4 |
| 3  | D. van der Merwe    | Scotland     | 798     | 4.8 |
| 4  | M. Tuitama          | Japan        | 494     | 4.7 |
| 5  | K. Rowe             | Scotland     | 442     | 4.5 |
| 6  | M. Smith            | England      | 588     | 4.5 |
| 7  | C. Kolbe            | South Africa | 720     | 4.4 |
| 8  | S. Feinberg-Mngomez | South Africa | 384     | 4.4 |
| 9  | B. Delguy           | Argentina    | 452     | 4.2 |
| 10 | C. Clarke           | New Zealand  | 643     | 4.2 |

\*Minimum 240 minutes played



# PLAYER RANKINGS - PASSING

2024 INTERNATIONALS

## PASSES

|    |                | Games       | Total  |
|----|----------------|-------------|--------|
| 1  | S. Fujiwara    | Japan       | 10 532 |
| 2  | J. Gordon      | Australia   | 8 501  |
| 3  | F. Lomani      | Fiji        | 9 491  |
| 4  | J. Gibson-Park | Ireland     | 7 485  |
| 5  | G. Bertranou   | Argentina   | 10 461 |
| 6  | C. Ratima      | New Zealand | 11 403 |
| 7  | T. Williams    | Wales       | 6 391  |
| 8  | T. Perenara    | New Zealand | 9 388  |
| 9  | N. Saito       | Japan       | 5 362  |
| 10 | A. Mitchell    | England     | 7 336  |

|    |                | Minutes     | Per 80*  |
|----|----------------|-------------|----------|
| 1  | S. Fujiwara    | Japan       | 433 98.3 |
| 2  | N. Saito       | Japan       | 302 95.9 |
| 3  | J. Gibson-Park | Ireland     | 447 86.8 |
| 4  | T. McDermott   | Australia   | 278 84.3 |
| 5  | J. Gordon      | Australia   | 479 83.7 |
| 6  | T. Williams    | Wales       | 376 83.2 |
| 7  | C. Ratima      | New Zealand | 393 82.0 |
| 8  | T. Perenara    | New Zealand | 381 81.5 |
| 9  | F. Lomani      | Fiji        | 514 76.4 |
| 10 | G. Horne       | Scotland    | 298 76.2 |

## PASSING ACCURACY\*\*

|    |             | Total        | %         |
|----|-------------|--------------|-----------|
| 1  | C. Roigard  | New Zealand  | 243 99.6% |
| 2  | K. Hardy    | Wales        | 110 99.1% |
| 3  | B. Serin    | France       | 101 99.0% |
| 4  | J. Dobie    | Scotland     | 163 98.8% |
| 5  | S. Varney   | Italy        | 149 98.7% |
| 6  | E. Bevan    | Wales        | 196 98.5% |
| 7  | G. Williams | South Africa | 233 98.3% |
| 8  | C. Ratima   | New Zealand  | 403 98.3% |
| 9  | N. White    | Australia    | 203 98.0% |
| 10 | B. White    | Scotland     | 323 97.8% |

## BREAK ASSIST PASSES

|   |                | Games        | Total |
|---|----------------|--------------|-------|
| 1 | D. McKenzie    | New Zealand  | 14 19 |
| 2 | S. McDowall    | Scotland     | 7 8   |
| 2 | A. Fassi       | South Africa | 8 8   |
| 4 | R. Henshaw     | Ireland      | 9 7   |
| 4 | T. Wright      | Australia    | 11 7  |
| 4 | S. Tuipulotu   | Scotland     | 8 7   |
| 4 | P. Garbisi     | Italy        | 11 7  |
| 8 | B. Barrett     | New Zealand  | 11 6  |
| 8 | S. Kolisi      | South Africa | 9 6   |
| 8 | F. Russell     | Scotland     | 7 6   |
| 8 | D. Riley       | Japan        | 10 6  |
| 8 | T. Alborno     | Argentina    | 12 6  |
| 8 | S. Prendergast | Ireland      | 2 6   |

## OFFLOADS

|   |             | Games        | Total |
|---|-------------|--------------|-------|
| 1 | R. Snyman   | South Africa | 6 18  |
| 2 | M. Ioane    | Italy        | 10 16 |
| 2 | S. Reece    | New Zealand  | 9 16  |
| 4 | W. Sititi   | New Zealand  | 10 15 |
| 5 | D. McKenzie | New Zealand  | 14 14 |
| 5 | W. Jordan   | New Zealand  | 10 14 |
| 7 | J. Lowe     | Ireland      | 9 13  |
| 8 | H. Jones    | Scotland     | 10 12 |
| 8 | M. Tele'a   | New Zealand  | 10 12 |
| 8 | J. Oviedo   | Argentina    | 11 12 |

|    |              | Minutes      | Per 80* |
|----|--------------|--------------|---------|
| 1  | R. Snyman    | South Africa | 353 4.1 |
| 2  | D. Penaud    | France       | 400 2.2 |
| 3  | S. Reece     | New Zealand  | 589 2.2 |
| 4  | C. Reinach   | South Africa | 257 1.9 |
| 5  | W. Sititi    | New Zealand  | 659 1.8 |
| 6  | B. Dixon     | South Africa | 271 1.8 |
| 7  | L. Barre     | France       | 425 1.7 |
| 8  | M. Ioane     | Italy        | 795 1.6 |
| 9  | J. Wainiqolo | Fiji         | 399 1.6 |
| 10 | W. Jordan    | New Zealand  | 716 1.6 |

\*Minimum 240 minutes played \*\*Minimum 100 Passes



# PLAYER RANKINGS - KICKS

2024 INTERNATIONALS

## KICKS IN PLAY

|    |             | Games       | Total  |
|----|-------------|-------------|--------|
| 1  | D. McKenzie | New Zealand | 14 106 |
| 2  | F. Russell  | Scotland    | 7 99   |
| 3  | T. Alborno  | Argentina   | 12 93  |
| 4  | P. Garbisi  | Italy       | 11 91  |
| 5  | A. Mitchell | England     | 7 79   |
| 6  | B. Barrett  | New Zealand | 11 72  |
| 7  | N. Lolesio  | Australia   | 11 70  |
| 8  | F. Lomani   | Fiji        | 9 64   |
| 8  | J. Crowley  | Ireland     | 9 64   |
| 10 | T. Williams | Wales       | 6 62   |

|    |                     | Minutes      | Per 80*  |
|----|---------------------|--------------|----------|
| 1  | F. Russell          | Scotland     | 560 14.1 |
| 2  | A. Mitchell         | England      | 451 14.0 |
| 3  | N. Le Garrec        | France       | 244 13.4 |
| 4  | T. Williams         | Wales        | 376 13.2 |
| 5  | S. Varney           | Italy        | 246 12.0 |
| 6  | B. White            | Scotland     | 406 11.6 |
| 7  | T. Alborno          | Argentina    | 691 10.8 |
| 8  | S. Feinberg-Mngomez | South Africa | 384 10.4 |
| 9  | F. Lomani           | Fiji         | 514 10.0 |
| 10 | D. McKenzie         | New Zealand  | 854 9.9  |

## KICKING METRES

|    |             | Games       | Total    |
|----|-------------|-------------|----------|
| 1  | F. Russell  | Scotland    | 7 3,432  |
| 2  | T. Alborno  | Argentina   | 12 3,323 |
| 3  | D. McKenzie | New Zealand | 14 3,210 |
| 4  | P. Garbisi  | Italy       | 11 2,720 |
| 5  | J. Lowe     | Ireland     | 9 2,214  |
| 6  | A. Mitchell | England     | 7 2,163  |
| 7  | T. Ramos    | France      | 8 2,007  |
| 8  | S. Carreras | Argentina   | 11 1,959 |
| 9  | N. Lolesio  | Australia   | 11 1,958 |
| 10 | B. Barrett  | New Zealand | 11 1,949 |

|    |                     | Minutes      | Per 80*   |
|----|---------------------|--------------|-----------|
| 1  | F. Russell          | Scotland     | 560 490.3 |
| 2  | N. Le Garrec        | France       | 244 408.3 |
| 3  | T. Alborno          | Argentina    | 691 384.7 |
| 4  | A. Mitchell         | England      | 451 383.6 |
| 5  | T. Williams         | Wales        | 376 362.3 |
| 6  | S. Lee              | Japan        | 461 327.8 |
| 7  | S. Feinberg-Mngomez | South Africa | 384 309.4 |
| 8  | B. White            | Scotland     | 406 301.8 |
| 9  | D. McKenzie         | New Zealand  | 854 300.7 |
| 10 | S. Varney           | Italy        | 246 288.6 |

## METRES / KICKS IN PLAY\*\*

|    |                   | Games       | Avg*    |
|----|-------------------|-------------|---------|
| 1  | Blair Kinghorn    | Scotland    | 5 45.0  |
| 2  | Leo Barre         | France      | 6 39.7  |
| 3  | James Lowe        | Ireland     | 9 39.5  |
| 4  | Cameron Winnett   | Wales       | 9 39.0  |
| 5  | Freddie Steward   | England     | 4 37.2  |
| 6  | Jordie Barrett    | New Zealand | 11 36.8 |
| 7  | Santiago Carreras | Argentina   | 11 36.3 |
| 8  | Tomas Alborno     | Argentina   | 12 35.7 |
| 9  | Juan Cruz Mallia  | Argentina   | 9 35.5  |
| 10 | Seungsin Lee      | Japan       | 7 35.0  |

\*Minimum 240 minutes played \*\*Minimum 2 Kicks / 80min



# PLAYER RANKINGS - LINEOUTS

2024 INTERNATIONALS

## LINEOUTS WON (INC. STEALS)

|   |                  | Games        | Total |    |
|---|------------------|--------------|-------|----|
| 1 | W. Dearn         | Japan        | 10    | 52 |
| 2 | M. Itoje         | England      | 12    | 50 |
| 3 | F. Ruzza         | Italy        | 10    | 47 |
| 4 | J. Gonzalez      | Argentina    | 9     | 41 |
| 5 | E. Etzebeth      | South Africa | 12    | 39 |
| 6 | N. Frost         | Australia    | 9     | 37 |
| 7 | S. Cummings      | Scotland     | 9     | 35 |
| 8 | T. Beirne        | Ireland      | 9     | 34 |
| 8 | L. Salakaia-Loto | Australia    | 10    | 34 |
| 8 | R. Nortje        | South Africa | 5     | 34 |

|    |                  | Minutes      | Per 80* |     |
|----|------------------|--------------|---------|-----|
| 1  | R. Nortje        | South Africa | 369     | 7.4 |
| 2  | M. Vocevoce      | Fiji         | 348     | 7.1 |
| 3  | F. Ruzza         | Italy        | 592     | 6.4 |
| 4  | A. Beard         | Wales        | 407     | 6.3 |
| 5  | F. Mostert       | South Africa | 268     | 5.7 |
| 6  | L. Salakaia-Loto | Australia    | 492     | 5.5 |
| 7  | W. Dearn         | Japan        | 761     | 5.5 |
| 8  | F. Molina        | Argentina    | 479     | 5.3 |
| 9  | J. Gonzalez      | Argentina    | 619     | 5.3 |
| 10 | O. Chessum       | England      | 331     | 5.1 |

## LINEOUT STEALS

|   |                  | Games        | Total |   |
|---|------------------|--------------|-------|---|
| 1 | W. Dearn         | Japan        | 10    | 8 |
| 2 | L. Salakaia-Loto | Australia    | 10    | 7 |
| 2 | M. Derenalagi    | Fiji         | 8     | 7 |
| 2 | T. Vaa'i         | New Zealand  | 13    | 7 |
| 5 | M. Itoje         | England      | 12    | 5 |
| 6 | E. Etzebeth      | South Africa | 12    | 4 |
| 6 | P. Tuipulotu     | New Zealand  | 8     | 4 |
| 6 | P. du Toit       | South Africa | 10    | 4 |
| 6 | T. Beirne        | Ireland      | 9     | 4 |
| 6 | S. Cummings      | Scotland     | 9     | 4 |
| 6 | E. Ashman        | Scotland     | 10    | 4 |
| 6 | N. Frost         | Australia    | 9     | 4 |
| 6 | J. Moro          | Argentina    | 1     | 4 |

|    |                  | Minutes     | Per 80* |     |
|----|------------------|-------------|---------|-----|
| 1  | L. Salakaia-Loto | Australia   | 492     | 1.1 |
| 2  | M. Derenalagi    | Fiji        | 534     | 1.0 |
| 3  | P. Tuipulotu     | New Zealand | 352     | 0.9 |
| 4  | W. Dearn         | Japan       | 761     | 0.8 |
| 5  | E. Ashman        | Scotland    | 394     | 0.8 |
| 6  | T. Vaa'i         | New Zealand | 726     | 0.8 |
| 7  | O. Chessum       | England     | 331     | 0.7 |
| 8  | M. Vocevoce      | Fiji        | 348     | 0.7 |
| 9  | J. Bayliss       | Scotland    | 267     | 0.6 |
| 10 | N. Frost         | Australia   | 587     | 0.5 |

## LINEOUT THROWS WON

|    |              | Games        | Total |     |
|----|--------------|--------------|-------|-----|
| 1  | J. George    | England      | 12    | 110 |
| 2  | C. Taylor    | New Zealand  | 11    | 93  |
| 3  | J. Montoya   | Argentina    | 10    | 83  |
| 4  | M. Harada    | Japan        | 10    | 80  |
| 5  | T. Ikanivere | Fiji         | 9     | 72  |
| 6  | B. Mbonambi  | South Africa | 9     | 70  |
| 7  | M. Faessler  | Australia    | 9     | 69  |
| 7  | G. Nicotera  | Italy        | 10    | 69  |
| 9  | E. Ashman    | Scotland     | 10    | 66  |
| 10 | M. Marx      | South Africa | 12    | 65  |

## LINEOUT SUCCESS RATE\*\*

|    |             | Games        | Total* |       |
|----|-------------|--------------|--------|-------|
| 1  | E. Dee      | Wales        | 5      | 96.2% |
| 2  | I. Ruiz     | Argentina    | 11     | 93.3% |
| 3  | J. George   | England      | 12     | 91.7% |
| 4  | B. Mbonambi | South Africa | 9      | 90.9% |
| 5  | M. Faessler | Australia    | 9      | 89.6% |
| 6  | D. Lake     | Wales        | 6      | 89.1% |
| 7  | M. Harada   | Japan        | 10     | 88.9% |
| 8  | D. Sheehan  | Ireland      | 6      | 88.7% |
| 9  | J. Montoya  | Argentina    | 10     | 88.3% |
| 10 | A. Aumua    | New Zealand  | 14     | 87.5% |

\*Minimum 240 minutes played \*\*Minimum 2 lineout throws / 80



IRELAND



AUSTRALIA

# PLAYER RANKINGS - TACKLES & TURNOVERS

2024 INTERNATIONALS

## SUCCESSFUL TACKLES

|    |            |             | Games | Total |
|----|------------|-------------|-------|-------|
| 1  | B. Earl    | England     | 12    | 160   |
| 2  | M. Lamaro  | Italy       | 10    | 155   |
| 3  | M. Itoje   | England     | 12    | 147   |
| 4  | R. Darge   | Scotland    | 10    | 143   |
| 5  | T. Reffell | Wales       | 10    | 133   |
| 6  | A. Savea   | New Zealand | 13    | 128   |
| 6  | N. Cannone | Italy       | 11    | 128   |
| 8  | G. Martin  | England     | 10    | 127   |
| 9  | S. Barrett | New Zealand | 11    | 126   |
| 10 | J. Oviedo  | Argentina   | 11    | 125   |

|    |             |           | Minutes | Per 80* |
|----|-------------|-----------|---------|---------|
| 1  | A. Griffin  | Wales     | 309     | 20.2    |
| 2  | C. Tshiunza | Wales     | 331     | 19.1    |
| 3  | C. Tizzano  | Australia | 387     | 18.8    |
| 4  | J. Ryan     | Ireland   | 314     | 18.1    |
| 5  | M. Lamaro   | Italy     | 689     | 18.0    |
| 6  | L. Cannone  | Italy     | 365     | 18.0    |
| 7  | R. Vintcent | Italy     | 524     | 17.9    |
| 8  | D. Lake     | Wales     | 365     | 17.8    |
| 9  | D. Jenkins  | Wales     | 530     | 17.4    |
| 10 | T. Costley  | Japan     | 272     | 17.4    |

## DOMINANT TACKLES

|    |               |           | Games | Total |
|----|---------------|-----------|-------|-------|
| 1  | T. Menoncello | Italy     | 11    | 18    |
| 2  | R. Darge      | Scotland  | 10    | 17    |
| 3  | P. Schoeman   | Scotland  | 11    | 16    |
| 3  | T. Freeman    | England   | 12    | 16    |
| 3  | P. Rubiolo    | Argentina | 10    | 16    |
| 6  | J. Gonzalez   | Argentina | 9     | 15    |
| 7  | M. Kremer     | Argentina | 9     | 13    |
| 7  | M. Lamaro     | Italy     | 10    | 13    |
| 7  | G. Martin     | England   | 10    | 13    |
| 10 | J. Ryan       | Ireland   | 7     | 12    |

## TACKLE SUCCESS RATE\*\*

|    |                |              | Minutes | %*     |
|----|----------------|--------------|---------|--------|
| 1  | G. Gilchrist   | Scotland     | 523     | 100.0% |
| 2  | E. Dee         | Wales        | 298     | 97.9%  |
| 3  | O. Tu'ungafasi | New Zealand  | 248     | 94.7%  |
| 4  | E. Meafou      | France       | 249     | 94.6%  |
| 5  | T. du Toit     | South Africa | 246     | 93.8%  |
| 5  | E. Bello       | Argentina    | 256     | 93.8%  |
| 7  | J. Dempsey     | Scotland     | 469     | 93.5%  |
| 8  | M. Leitch      | Japan        | 240     | 92.9%  |
| 9  | P. Schoeman    | Scotland     | 578     | 92.4%  |
| 10 | R. Darge       | Scotland     | 663     | 92.3%  |

## BREAKDOWN STEALS

|   |                  |             | Games | Total |
|---|------------------|-------------|-------|-------|
| 1 | T. Vaa'i         | New Zealand | 13    | 13    |
| 2 | W. Dearnis       | Japan       | 10    | 12    |
| 3 | M. Derenalagi    | Fiji        | 8     | 11    |
| 4 | M. Itoje         | England     | 12    | 10    |
| 5 | A. Savea         | New Zealand | 13    | 9     |
| 5 | T. Reffell       | Wales       | 10    | 9     |
| 7 | T. Beirne        | Ireland     | 9     | 8     |
| 8 | P. Tuipulotu     | New Zealand | 8     | 7     |
| 8 | S. Barrett       | New Zealand | 11    | 7     |
| 8 | S. Underhill     | England     | 10    | 7     |
| 8 | L. Salakaia-Loto | Australia   | 10    | 7     |
| 8 | G. Lucchesi      | Italy       | 11    | 7     |

|    |                  |             | Minutes | Per 80* |
|----|------------------|-------------|---------|---------|
| 1  | M. Derenalagi    | Fiji        | 534     | 1.6     |
| 2  | P. Tuipulotu     | New Zealand | 352     | 1.6     |
| 3  | T. Vaa'i         | New Zealand | 726     | 1.4     |
| 4  | G. Colombe       | France      | 282     | 1.4     |
| 5  | G. Lucchesi      | Italy       | 430     | 1.3     |
| 6  | W. Dearnis       | Japan       | 761     | 1.3     |
| 7  | C. Ratima        | New Zealand | 393     | 1.2     |
| 8  | J. Bayliss       | Scotland    | 267     | 1.2     |
| 9  | T. Reffell       | Wales       | 623     | 1.2     |
| 10 | L. Salakaia-Loto | Australia   | 492     | 1.1     |

\*Minimum 240 minutes played \*\*Minimum 5 tackles / 80



# PLAYER RANKINGS - DISCIPLINE

2024 INTERNATIONALS

## PENS CONCEDED

|   |             | Games        | Total |   |
|---|-------------|--------------|-------|---|
| 1 | S. Cane     | New Zealand  | 9     | 7 |
| 1 | F. Mostert  | South Africa | 5     | 7 |
| 1 | K. Smith    | South Africa | 11    | 7 |
| 1 | S. Cummings | Scotland     | 9     | 7 |
| 1 | T. Tupou    | Australia    | 7     | 7 |
| 1 | J. Ryan     | Ireland      | 7     | 7 |
| 1 | J. Barrett  | New Zealand  | 11    | 7 |
| 1 | H. Wilson   | Australia    | 9     | 7 |
| 1 | C. Clarke   | New Zealand  | 9     | 7 |
| 1 | T. Reffell  | Wales        | 10    | 7 |
| 1 | S. Tawake   | Fiji         | 8     | 7 |
| 1 | T. Okabe    | Japan        | 8     | 7 |
| 1 | M. Zuliani  | Italy        | 10    | 7 |
| 1 | C. Tizzano  | Australia    | 5     | 7 |
| 1 | H. Hetet    | Fiji         | 10    | 7 |
| 1 | G. Brown    | Scotland     | 4     | 7 |

|    |             | Minutes      | Per 80* |     |
|----|-------------|--------------|---------|-----|
| 1  | J. Slipper  | Australia    | 243     | 2.6 |
| 2  | J. Sclavi   | Argentina    | 419     | 2.1 |
| 3  | F. Mostert  | South Africa | 268     | 2.1 |
| 4  | A. Griffin  | Wales        | 309     | 2.1 |
| 5  | T. Tupou    | Australia    | 300     | 1.9 |
| 6  | G. Lucchesi | Italy        | 430     | 1.9 |
| 7  | A. Bell     | Australia    | 446     | 1.8 |
| 8  | A. Porter   | Ireland      | 627     | 1.8 |
| 9  | J. Ryan     | Ireland      | 314     | 1.8 |
| 10 | H. Hetet    | Fiji         | 322     | 1.7 |

## CARDS

|   |                  | Games        | Yellows |   |
|---|------------------|--------------|---------|---|
| 1 | A. Lienert-Brown | New Zealand  | 14      | 3 |
| 1 | K. Arendse       | South Africa | 9       | 3 |
| 3 | A. Kellaway      | Australia    | 12      | 2 |
| 3 | P. O'Mahony      | Ireland      | 8       | 2 |
| 3 | C. Clarke        | New Zealand  | 9       | 2 |
| 3 | A. Fassi         | South Africa | 8       | 2 |
| 3 | E. Ashman        | Scotland     | 10      | 2 |
| 3 | J. Gonzalez      | Argentina    | 9       | 2 |
| 9 | E. Daly          | England      | 5       | 1 |
| 9 | F. Gomez Kodela  | Argentina    | 3       | 1 |
| 9 | U. Atonio        | France       | 6       | 1 |
| 9 | W. Le Roux       | South Africa | 5       | 1 |
| 9 | O. Tu'ungafasi   | New Zealand  | 11      | 1 |
| 9 | S. Barrett       | New Zealand  | 11      | 1 |
| 9 | J. Wiese         | South Africa | 7       | 1 |

|   |                | Games        | Reds |   |
|---|----------------|--------------|------|---|
| 1 | P. Matera      | Argentina    | 11   | 1 |
| 1 | J. Danty       | France       | 3    | 1 |
| 1 | S. Kerevi      | Australia    | 1    | 1 |
| 1 | A. Esterhuizen | South Africa | 3    | 1 |
| 1 | P. Willemse    | France       | 1    | 1 |
| 1 | C. Ewels       | England      | 1    | 1 |
| 1 | A. Cocagi      | Fiji         | 1    | 1 |
| 1 | S. Cummings    | Scotland     | 9    | 1 |
| 1 | F. Daugunu     | Australia    | 4    | 1 |
| 1 | S. Radradra    | Fiji         | 2    | 1 |
| 1 | K. Shimokawa   | Japan        | 9    | 1 |
| 1 | W. Dearn       | Japan        | 10   | 1 |

\*Minimum 240 minutes played



**PLAYER COMPARISON**  
**2024 INTERNATIONALS**  
**IRELAND & AUSTRALIA**

# PLAYER COMPARISON - POINTS

2024 INTERNATIONALS

| POINTS  |            |       |           |   |              |    |    |
|---------|------------|-------|-----------|---|--------------|----|----|
| IRELAND |            |       | AUSTRALIA |   |              |    |    |
|         |            | Games | Total     |   |              |    |    |
| 1       | J. Crowley | 9     | 91        | 1 | N. Lolesio   | 11 | 87 |
| 2       | D. Sheehan | 6     | 25        | 2 | B. Donaldson | 9  | 32 |
| 3       | J. Lowe    | 9     | 20        | 3 | T. Wright    | 11 | 30 |
| 4       | M. Hansen  | 3     | 15        | 4 | M. Faessler  | 9  | 20 |
| 5       | C. Frawley | 7     | 11        | 4 | F. McReight  | 7  | 20 |

| TRIES   |                  |       |           |   |             |    |   |
|---------|------------------|-------|-----------|---|-------------|----|---|
| IRELAND |                  |       | AUSTRALIA |   |             |    |   |
|         |                  | Games | Total     |   |             |    |   |
| 1       | D. Sheehan       | 6     | 5         | 1 | T. Wright   | 11 | 6 |
| 2       | J. Lowe          | 9     | 4         | 2 | M. Faessler | 9  | 4 |
| 3       | M. Hansen        | 3     | 3         | 2 | F. McReight | 7  | 4 |
| 4       | C. Murray        | 8     | 2         | 4 | R. Valetini | 12 | 3 |
| 4       | J. van der Flier | 10    | 2         | 4 | H. Paisami  | 7  | 3 |
| 4       | T. Beirne        | 9     | 2         | 4 | F. Daugunu  | 4  | 3 |
| 4       | C. Nash          | 7     | 2         |   |             |    |   |
| 4       | R. Kelleher      | 10    | 2         |   |             |    |   |
| 4       | J. Crowley       | 9     | 2         |   |             |    |   |

| GOAL KICKING* |                |      |           |       |   |              |    |   |       |
|---------------|----------------|------|-----------|-------|---|--------------|----|---|-------|
| IRELAND       |                |      | AUSTRALIA |       |   |              |    |   |       |
|               |                | Made | Missed    | %     |   |              |    |   |       |
| 1             | J. Crowley     | 32   | 11        | 74.4% | 1 | B. Donaldson | 14 | 1 | 93.3% |
| 2             | S. Prendergast | 5    | 2         | 71.4% | 2 | N. Lolesio   | 35 | 9 | 79.5% |

\*Minimum 5 Kicks at Goal

# PLAYER COMPARISON - CARRIES

2024 INTERNATIONALS

| <b>CARRIES</b> |            |       |                  |   |             |    |     |
|----------------|------------|-------|------------------|---|-------------|----|-----|
| <b>IRELAND</b> |            |       | <b>AUSTRALIA</b> |   |             |    |     |
|                |            | Games | Total            |   |             |    |     |
| 1              | C. Doris   | 10    | 121              | 1 | R. Valetini | 12 | 118 |
| 2              | J. Lowe    | 9     | 85               | 2 | H. Wilson   | 9  | 114 |
| 3              | B. Aki     | 7     | 83               | 3 | T. Wright   | 11 | 104 |
| 4              | R. Henshaw | 9     | 78               | 4 | L. Ikitau   | 10 | 79  |
| 5              | T. Beirne  | 9     | 71               | 5 | A. Bell     | 8  | 71  |
|                |            |       |                  | 5 | N. Frost    | 9  | 71  |

| <b>METRES</b>  |            |       |                  |   |             |    |         |
|----------------|------------|-------|------------------|---|-------------|----|---------|
| <b>IRELAND</b> |            |       | <b>AUSTRALIA</b> |   |             |    |         |
|                |            | Games | Total            |   |             |    |         |
| 1              | J. Lowe    | 9     | 776.9            | 1 | T. Wright   | 11 | 1,031.8 |
| 2              | B. Aki     | 7     | 636.9            | 2 | R. Valetini | 12 | 662.9   |
| 3              | C. Doris   | 10    | 597.6            | 3 | H. Wilson   | 9  | 607.2   |
| 4              | R. Henshaw | 9     | 477.6            | 4 | A. Kellaway | 12 | 594.1   |
| 5              | J. Crowley | 9     | 366.7            | 5 | L. Ikitau   | 10 | 581.9   |

| <b>DEFENDERS BEATEN</b> |            |       |                  |   |             |    |    |
|-------------------------|------------|-------|------------------|---|-------------|----|----|
| <b>IRELAND</b>          |            |       | <b>AUSTRALIA</b> |   |             |    |    |
|                         |            | Games | Total            |   |             |    |    |
| 1                       | J. Lowe    | 9     | 24               | 1 | T. Wright   | 11 | 36 |
| 2                       | R. Henshaw | 9     | 23               | 2 | L. Ikitau   | 10 | 24 |
| 3                       | B. Aki     | 7     | 20               | 3 | A. Bell     | 8  | 19 |
| 4                       | C. Nash    | 7     | 14               | 4 | A. Kellaway | 12 | 14 |
| 4                       | J. Crowley | 9     | 14               | 4 | N. Lolesio  | 11 | 14 |

# PLAYER COMPARISON - PASSING

2024 INTERNATIONALS

| <b>PASSES</b>  |                |       |                  |   |              |    |     |
|----------------|----------------|-------|------------------|---|--------------|----|-----|
| <b>IRELAND</b> |                |       | <b>AUSTRALIA</b> |   |              |    |     |
|                |                | Games | Total            |   |              |    |     |
| 1              | J. Gibson-Park | 7     | 485              | 1 | J. Gordon    | 8  | 501 |
| 2              | C. Casey       | 4     | 244              | 2 | T. McDermott | 11 | 293 |
| 3              | J. Crowley     | 9     | 218              | 3 | N. White     | 5  | 203 |
| 4              | C. Murray      | 8     | 139              | 4 | N. Lolesio   | 11 | 199 |
| 5              | J. Lowe        | 9     | 65               | 5 | T. Wright    | 11 | 77  |

| <b>PASSING ACCURACY%**</b> |                |       |                  |   |              |    |       |
|----------------------------|----------------|-------|------------------|---|--------------|----|-------|
| <b>IRELAND</b>             |                |       | <b>AUSTRALIA</b> |   |              |    |       |
|                            |                | Games | Total            |   |              |    |       |
| 1                          | C. Casey       | 4     | 97.5%            | 1 | N. White     | 5  | 98.0% |
| 2                          | J. Gibson-Park | 7     | 97.1%            | 2 | J. Gordon    | 8  | 97.8% |
| 3                          | J. Crowley     | 9     | 95.4%            | 3 | T. McDermott | 11 | 96.2% |
| 4                          | C. Murray      | 8     | 95.0%            | 4 | N. Lolesio   | 11 | 95.5% |

| <b>OFFLOADS</b> |             |       |                  |   |             |    |   |
|-----------------|-------------|-------|------------------|---|-------------|----|---|
| <b>IRELAND</b>  |             |       | <b>AUSTRALIA</b> |   |             |    |   |
|                 |             | Games | Total            |   |             |    |   |
| 1               | J. Lowe     | 9     | 13               | 1 | N. Lolesio  | 11 | 9 |
| 2               | R. Henshaw  | 9     | 10               | 2 | T. Wright   | 11 | 8 |
| 3               | J. Crowley  | 9     | 6                | 3 | L. Ikitau   | 10 | 6 |
| 4               | C. Doris    | 10    | 5                | 4 | H. Wilson   | 9  | 5 |
| 4               | R. Kelleher | 10    | 5                | 5 | R. Valetini | 12 | 4 |
| 4               | J. McCarthy | 10    | 5                | 5 | J. Suaalii  | 3  | 4 |

# PLAYER COMPARISON - KICKS

2024 INTERNATIONALS

| KICKS IN PLAY |                |       |           |   |              |    |    |
|---------------|----------------|-------|-----------|---|--------------|----|----|
| IRELAND       |                |       | AUSTRALIA |   |              |    |    |
|               |                | Games | Total     |   |              |    |    |
| 1             | J. Crowley     | 9     | 64        | 1 | N. Lolesio   | 11 | 70 |
| 2             | J. Lowe        | 9     | 56        | 2 | J. Gordon    | 8  | 48 |
| 3             | J. Gibson-Park | 7     | 46        | 3 | T. Wright    | 11 | 32 |
| 4             | C. Casey       | 4     | 22        | 4 | T. McDermott | 11 | 31 |
| 5             | C. Murray      | 8     | 14        | 5 | N. White     | 5  | 30 |
| 5             | C. Frawley     | 7     | 14        |   |              |    |    |

| KICKING METRES |                |       |           |   |              |    |         |
|----------------|----------------|-------|-----------|---|--------------|----|---------|
| IRELAND        |                |       | AUSTRALIA |   |              |    |         |
|                |                | Games | Total     |   |              |    |         |
| 1              | J. Lowe        | 9     | 2,213.5   | 1 | N. Lolesio   | 11 | 1,957.8 |
| 2              | J. Crowley     | 9     | 1,507.3   | 2 | J. Gordon    | 8  | 1,098.0 |
| 3              | J. Gibson-Park | 7     | 1,134.9   | 3 | T. Wright    | 11 | 1,056.2 |
| 4              | C. Casey       | 4     | 502.8     | 4 | T. McDermott | 11 | 768.4   |
| 5              | C. Frawley     | 7     | 390.1     | 5 | B. Donaldson | 9  | 745.0   |

| METRES / KICKS IN PLAY** |                |       |           |   |              |    |      |
|--------------------------|----------------|-------|-----------|---|--------------|----|------|
| IRELAND                  |                |       | AUSTRALIA |   |              |    |      |
|                          |                | Games | Avg*      |   |              |    |      |
| 1                        | J. Lowe        | 9     | 39.5      | 1 | F. McReight  | 7  | 56.4 |
| 2                        | C. Frawley     | 7     | 27.9      | 2 | H. Wilson    | 9  | 49.6 |
| 3                        | J. Gibson-Park | 7     | 24.7      | 3 | M. Koroibete | 4  | 37.7 |
| 4                        | J. Crowley     | 9     | 23.6      | 4 | T. Wright    | 11 | 33.0 |
|                          |                |       |           | 5 | R. Valetini  | 12 | 32.5 |

\*Minimum 240 minutes played \*\*Minimum 2 Kicks / 80min

# PLAYER COMPARISON - LINEOUTS

2024 INTERNATIONALS

## LINEOUTS WON (INC. STEALS)

| IRELAND       |       |       |
|---------------|-------|-------|
|               | Games | Total |
| 1 T. Beirne   | 9     | 34    |
| 2 J. McCarthy | 10    | 15    |
| 3 P. O'Mahony | 8     | 14    |
| 3 R. Baird    | 8     | 14    |
| 5 J. Ryan     | 7     | 11    |
| 5 C. Doris    | 10    | 11    |

| AUSTRALIA          |       |       |
|--------------------|-------|-------|
|                    | Games | Total |
| 1 N. Frost         | 9     | 37    |
| 2 L. Salakaia-Loto | 10    | 34    |
| 3 H. Wilson        | 9     | 28    |
| 4 J. Williams      | 9     | 20    |
| 5 R. Valetini      | 12    | 9     |

## LINEOUT STEALS

| IRELAND        |       |       |
|----------------|-------|-------|
|                | Games | Total |
| 1 T. Beirne    | 9     | 4     |
| 2 J. Ryan      | 7     | 2     |
| 3 R. Kelleher  | 10    | 1     |
| 3 R. Baird     | 8     | 1     |
| 3 C. Izuchukwu | 1     | 1     |
| 3 J. McCarthy  | 10    | 1     |

| AUSTRALIA          |       |       |
|--------------------|-------|-------|
|                    | Games | Total |
| 1 L. Salakaia-Loto | 10    | 7     |
| 2 N. Frost         | 9     | 4     |
| 3 J. Williams      | 9     | 3     |
| 4 C. Cale          | 2     | 2     |
| 5 L. Wright        | 1     | 1     |
| 5 S. Uru           | 2     | 1     |
| 5 D. Lancaster     | 1     | 1     |
| 5 L. Gleeson       | 8     | 1     |

## LINEOUT THROWS WON

| IRELAND       |       |       |
|---------------|-------|-------|
|               | Games | Total |
| 1 D. Sheehan  | 6     | 47    |
| 2 R. Kelleher | 10    | 41    |
| 3 G. McCarthy | 1     | 14    |
| 4 R. Herring  | 3     | 8     |

| AUSTRALIA         |       |       |
|-------------------|-------|-------|
|                   | Games | Total |
| 1 M. Faessler     | 9     | 69    |
| 2 J. Nasser       | 6     | 25    |
| 3 B. Paenga-Amosa | 5     | 22    |
| 4 B. Pollard      | 4     | 20    |
| 5 T. Wright       | 11    | 1     |
| 5 N. Lolesio      | 11    | 1     |

# PLAYER COMPARISON - TACKLES

2024 INTERNATIONALS

| SUCCESSFUL TACKLES |                  |       |           |   |             |    |     |
|--------------------|------------------|-------|-----------|---|-------------|----|-----|
| IRELAND            |                  |       | AUSTRALIA |   |             |    |     |
|                    |                  | Games | Total     |   |             |    |     |
| 1                  | C. Doris         | 10    | 113       | 1 | H. Wilson   | 9  | 119 |
| 2                  | J. van der Flier | 10    | 102       | 2 | F. McReight | 7  | 112 |
| 3                  | T. Beirne        | 9     | 98        | 3 | R. Valetini | 12 | 103 |
| 4                  | A. Porter        | 10    | 82        | 4 | N. Frost    | 9  | 93  |
| 4                  | J. McCarthy      | 10    | 82        | 5 | C. Tizzano  | 5  | 91  |

| DOMINANT TACKLES |             |       |           |   |             |    |   |
|------------------|-------------|-------|-----------|---|-------------|----|---|
| IRELAND          |             |       | AUSTRALIA |   |             |    |   |
|                  |             | Games | Total     |   |             |    |   |
| 1                | J. Ryan     | 7     | 12        | 1 | H. Wilson   | 9  | 9 |
| 2                | J. McCarthy | 10    | 10        | 1 | N. Frost    | 9  | 9 |
| 3                | C. Doris    | 10    | 9         | 1 | C. Tizzano  | 5  | 9 |
| 4                | T. Beirne   | 9     | 7         | 4 | J. Williams | 9  | 8 |
| 5                | A. Porter   | 10    | 6         | 5 | A. Kellaway | 12 | 6 |
| 5                | C. Nash     | 7     | 6         | 5 | F. McReight | 7  | 6 |
|                  |             |       |           | 5 | A. Bell     | 8  | 6 |

| BREAKDOWN STEALS |                  |       |           |   |                  |    |   |
|------------------|------------------|-------|-----------|---|------------------|----|---|
| IRELAND          |                  |       | AUSTRALIA |   |                  |    |   |
|                  |                  | Games | Total     |   |                  |    |   |
| 1                | T. Beirne        | 9     | 8         | 1 | L. Salakaia-Loto | 10 | 7 |
| 2                | J. Lowe          | 9     | 5         | 2 | R. Valetini      | 12 | 6 |
| 3                | J. van der Flier | 10    | 4         | 2 | F. McReight      | 7  | 6 |
| 3                | J. Ryan          | 7     | 4         | 2 | N. Frost         | 9  | 6 |
| 3                | C. Doris         | 10    | 4         | 5 | T. Wright        | 11 | 4 |
| 3                | J. McCarthy      | 10    | 4         | 5 | C. Tizzano       | 5  | 4 |
|                  |                  |       |           | 5 | J. Williams      | 9  | 4 |

# PLAYER COMPARISON - DISCIPLINE

2024 INTERNATIONALS

## PENS CONCEDED

| IRELAND       |       |       | AUSTRALIA          |       |       |
|---------------|-------|-------|--------------------|-------|-------|
|               | Games | Total |                    | Games | Total |
| 1 A. Porter   | 10    | 14    | 1 A. Bell          | 8     | 10    |
| 2 J. McCarthy | 10    | 11    | 2 L. Salakaia-Loto | 10    | 9     |
| 3 J. Ryan     | 7     | 7     | 3 J. Slipper       | 8     | 8     |
| 4 J. Lowe     | 9     | 6     | 3 J. Williams      | 9     | 8     |
| 4 F. Bealham  | 9     | 6     | 5 T. Tupou         | 7     | 7     |
|               |       |       | 5 H. Wilson        | 9     | 7     |
|               |       |       | 5 C. Tizzano       | 5     | 7     |

## YELLOW CARDS

| IRELAND          |       |       | AUSTRALIA          |       |       |
|------------------|-------|-------|--------------------|-------|-------|
|                  | Games | Total |                    | Games | Total |
| 1 P. O'Mahony    | 8     | 2     | 1 A. Kellaway      | 12    | 2     |
| 2 F. Bealham     | 9     | 1     | 2 L. Salakaia-Loto | 10    | 1     |
| 2 T. Beirne      | 9     | 1     | 2 F. McReight      | 7     | 1     |
| 2 J. Ryan        | 7     | 1     | 2 S. Uru           | 2     | 1     |
| 2 C. Doris       | 10    | 1     |                    |       |       |
| 2 R. Kelleher    | 10    | 1     |                    |       |       |
| 2 H. Byrne       | 2     | 1     |                    |       |       |
| 2 J. McCarthy    | 10    | 1     |                    |       |       |
| 2 S. Prendergast | 2     | 1     |                    |       |       |

## RED CARDS

| IRELAND |       |       | AUSTRALIA    |       |       |
|---------|-------|-------|--------------|-------|-------|
|         | Games | Total |              | Games | Total |
|         |       |       | 1 S. Kerevi  | 1     | 1     |
|         |       |       | 1 F. Daugunu | 4     | 1     |