

Insights by **Sage**



PREVIEW REPORT

IRELAND - ARGENTINA

2024 AUTUMN NATIONS SERIES

ROUND 3

15/11/2024





IRELAND vs ARGENTINA

2024 AUTUMN NATIONS SERIES



OPTA FACTS

- Ireland have won eight of their last nine matches against Argentina, including each of their last three clashes, their only loss in that run coming at the quarter-final stage of the 2015 Rugby World Cup (20-43).
- Argentina have never beaten Ireland in Ireland, losing all 10 of their previous such meetings, four at the old Lansdowne Road, one at Croke Park and five at the Aviva Stadium; Japan are the only other Tier one nation not to beat Ireland in Ireland (P4, L4).
- Ireland have lost three of their last five Test matches (W2), including their most recent (13-23 v New Zealand), as many as in their previous 35 combined (W32), however, they have lost back-to-back games just once under Andy Farrell, in their first two matches of the 2021 Guinness Men's Six Nations (v Wales and France).
- Ireland's loss to New Zealand last week ended a 19-game winning streak at the Aviva Stadium, their longest ever such run, however, they haven't lost back-to-back Tests in Dublin since November 2013 (v Australia and New Zealand).
- Argentina have won three of their last four Test matches (L1) and scored 50 points against Italy last weekend (50-18), their joint highest tally against a Six Nations side (also 50-44 v Wales in 2004) – the Pumas have scored 5+ tries in each of their last two games against Six Nations teams, as often as in their previous 92 combined.
- Argentina have averaged 10.9 attacking 22 entries per match in 2024, the highest average of any men's Tier 1 side, however, Ireland have conceded both the fewest 22 entries per game (6.4) and the fewest points per entry (1.8) of any team this year.
- Ireland have retained possession from 97.6% of their attacking rucks this year, the highest rate of any men's Tier 1 side in 2024, while Argentina are the only team to have completed their rucks in under three seconds on average (2.89s).
- Ireland have moved the ball beyond the first receiver from 32.16% of their attacking phases in 2024, the highest rate of any men's Tier 1 side, while only France (23.46%) and South Africa (21.07%) have done so from a lesser share of theirs than Argentina (23.48%).
- Ireland's Josh van der Flier hit the most defensive rucks of any player in last weekend's set of Autumn Nations Series fixtures (17) in addition to scoring Ireland's only try – the flanker scored two tries the last time Ireland faced Argentina (November 2021), his only brace in Test rugby.
- Argentina's Juan Cruz Mallia was the only player to both score and assist a try in the most recent round of Autumn Nations Series fixtures and ranked second for both carries (18) and metres gained (145) last weekend (behind Malo Tuitama - 20 carries, 216m).

MATCH SQUADS

2024 AUTUMN NATIONS SERIES

Ireland	#	Argentina
Hugo Keenan	15	Juan Cruz Mallia
Mack Hansen	14	Rodrigo Isgro
Garry Ringrose	13	Lucio Cinti
Robbie Henshaw	12	Matias Moroni
James Lowe	11	Bautista Delguy
Jack Crowley	10	Tomas Albornoz
Jamison Gibson-Park	9	Gonzalo Bertranou
Andrew Porter	1	Thomas Gallo
Ronan Kelleher	2	Julian Montoya
Finlay Bealham	3	Joel Sclavi
Joe McCarthy	4	Guido Petti
James Ryan	5	Pedro Rubiolo
Tadhg Beirne	6	Pablo Matera
Josh van der Flier	7	Juan Martin Gonzalez
Caelan Doris	8	Joaquin Oviedo
Rob Herring	16	Ignacio Ruiz
Cian Healy	17	Ignacio Calles
Thomas Clarkson	18	Francisco Gomez Kodela
Ryan Baird	19	Franco Molina
Peter O'Mahony	20	Santiago Grondona
Craig Casey	21	Gonzalo Garcia
Sam Prendergast	22	Santiago Carreras
Jamie Osborne	23	Justo Piccardo



IRELAND MATCH SQUAD DETAILS

2024 AUTUMN NATIONS SERIES

#	Player	Age	Height	Weight	Caps	Points	Tries
15	Hugo Keenan	28	185	91	40	60	12
14	Mack Hansen	26	188	89	22	45	9
13	Garry Ringrose	29	185	92	61	77	15
12	Robbie Henshaw	31	185	95	74	50	10
11	James Lowe	32	188	101	34	80	16
10	Jack Crowley	24	185	89	17	109	1
9	Jamison Gibson-Park	32	175	83	36	30	6
1	Andrew Porter	28	183	125	67	30	6
2	Ronan Kelleher	26	185	108	34	35	7
3	Finlay Bealham	33	188	119	43	15	3
4	Joe McCarthy	23	198	112	13	5	1
5	James Ryan	28	201	107	65	25	5
6	Tadhg Beirne	32	198	113	53	55	11
7	Josh van der Flier	31	183	105	65	55	11
8	Caelan Doris	26	193	106	44	30	6
16	Rob Herring	34	185	105	41	30	6
17	Cian Healy	37	185	110	132	60	12
18	Thomas Clarkson	24	183	113	0	0	0
19	Ryan Baird	25	198	104	22	10	2
20	Peter O'Mahony	35	191	106	108	25	5
21	Craig Casey	25	165	75	15	0	0
22	Sam Prendergast	21	193	91	0	0	0
23	Jamie Osborne	22	193	94	3	5	1



ARGENTINA MATCH SQUAD DETAILS

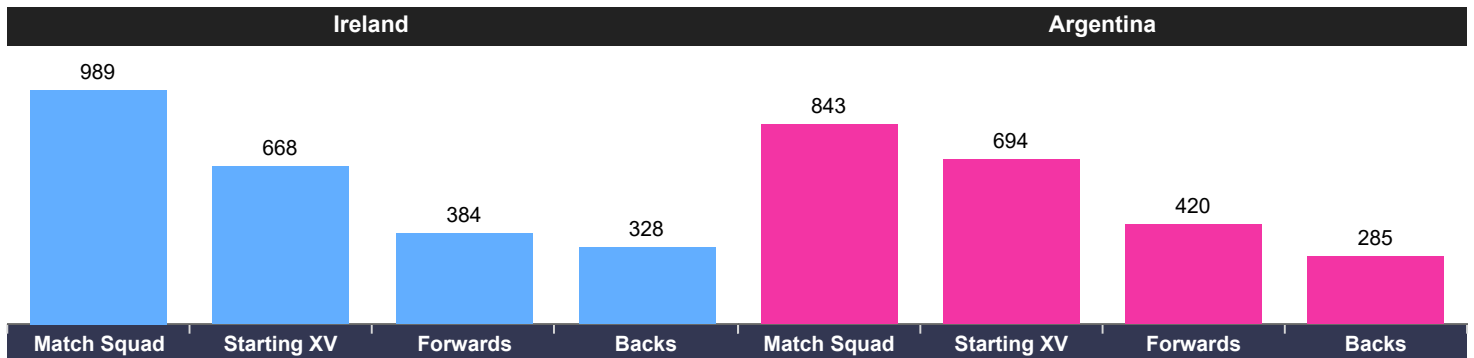
2024 AUTUMN NATIONS SERIES

#	Player	Age	Height	Weight	Caps	Points	Tries
15	Juan Cruz Mallia	28	182	89	40	35	7
14	Rodrigo Isgro	25	185	95	5	5	1
13	Lucio Cinti	24	191	90	30	10	2
12	Matias Moroni	33	185	92	87	65	13
11	Bautista Delguy	27	183	84	31	35	7
10	Tomas Albornoz	27	177	82	15	88	4
9	Gonzalo Bertranou	30	174	72	66	35	7
1	Thomas Gallo	25	176	107	33	30	6
2	Julian Montoya	31	183	113	103	65	13
3	Joel Sclavi	30	188	135	25	20	4
4	Guido Petti	29	193	104	85	20	4
5	Pedro Rubiolo	21	191	114	18	0	0
6	Pablo Matera	31	192	105	107	60	12
7	Juan Martin Gonzalez	23	193	97	38	55	11
8	Joaquin Oviedo	23	191	113	11	15	3
16	Ignacio Ruiz	23	187	109	16	10	2
17	Ignacio Calles	29	187	116	6	0	0
18	Francisco Gomez Kodela	39	185	120	39	5	1
19	Franco Molina	27	198	114	10	5	1
20	Santiago Grondona	26	198	110	19	0	0
21	Gonzalo Garcia	25	172	78	8	0	0
22	Santiago Carreras	26	180	82	51	100	8
23	Justo Piccardo	22	183	105	0	0	0

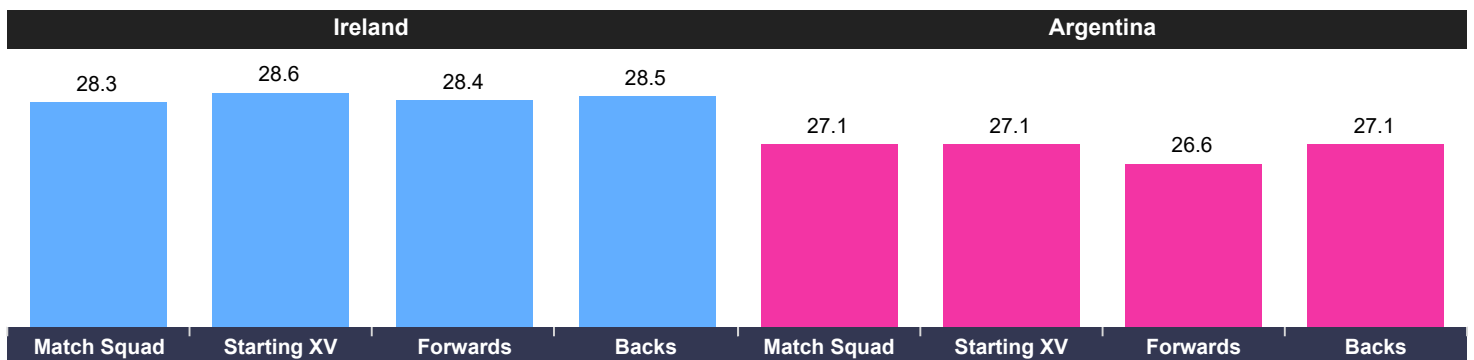
MATCH SQUAD - SQUAD COMPARISON

2024 AUTUMN NATIONS SERIES

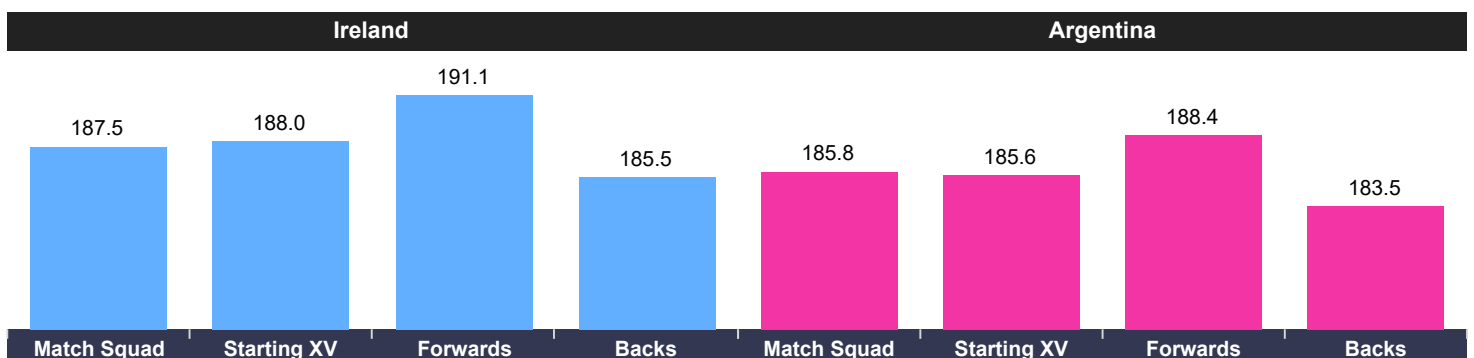
CAPS - TOTAL



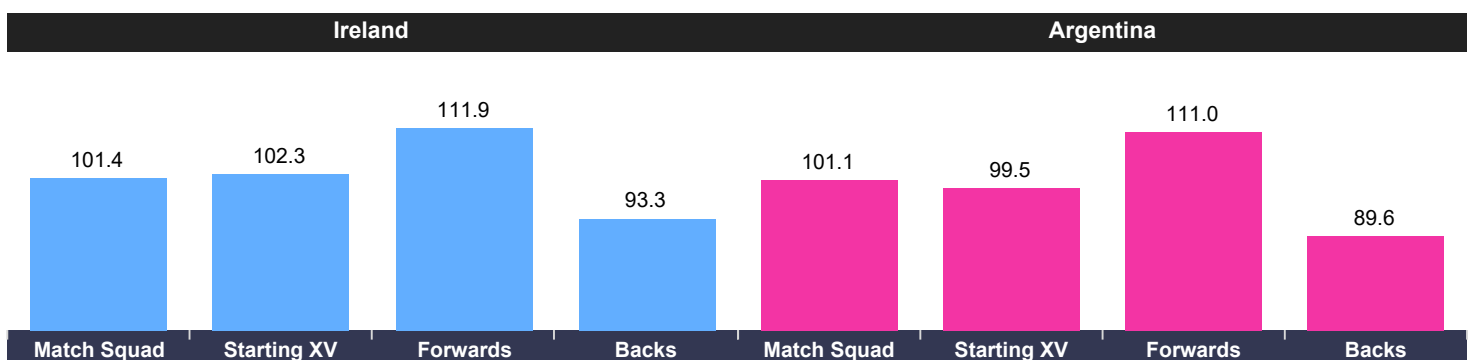
AGE - AVERAGES



HEIGHT - AVERAGES



WEIGHT - AVERAGES



LAST MATCH DETAILS

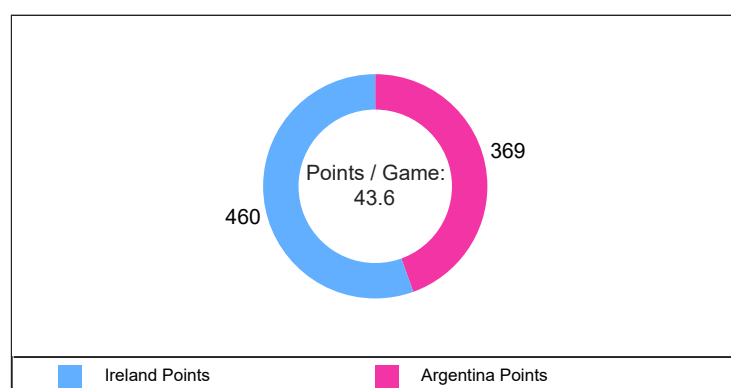
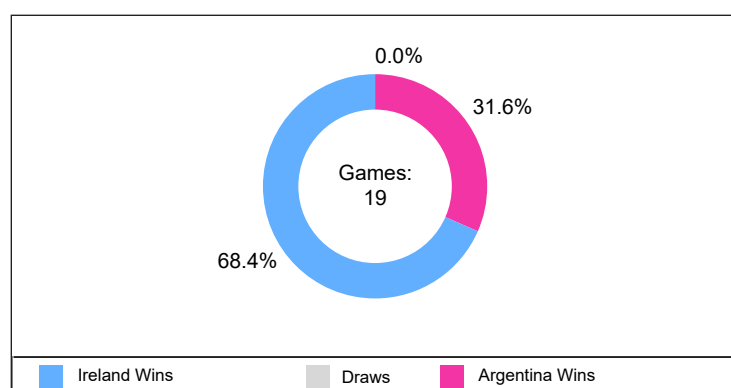
IRELAND		Autumn Nations Series v New Zealand (08/11/2024) 13-23 (L)						
#	Player	Minutes	Points	Tries	Ball Carries	Kicks	Tackles	Cards
15	Hugo Keenan	80	0	0	6	4	9	0
14	Mack Hansen	80	0	0	4	2	7	0
13	Garry Ringrose	70	0	0	5	0	8	0
12	Bundee Aki	80	0	0	9	0	12	0
11	James Lowe	80	0	0	9	4	4	0
10	Jack Crowley	57	8	0	4	4	8	0
9	Jamison Gibson-Park	74	0	0	2	6	14	0
1	Andrew Porter	74	0	0	2	0	14	0
2	Ronan Kelleher	57	0	0	3	0	10	0
3	Finlay Bealham	78	0	0	2	0	12	0
4	Joe McCarthy	57	0	0	5	0	12	0
5	James Ryan	70	0	0	3	0	21	0
6	Tadhg Beirne	80	0	0	4	0	18	0
7	Josh van der Flier	80	5	1	8	0	14	0
8	Caelan Doris	80	0	0	9	0	14	0
16	Rob Herring	23	0	0	4	0	5	0
17	Cian Healy	6	0	0	0	0	1	0
18	Tom O'Toole	2	0	0	1	0	1	0
19	Iain Henderson	23	0	0	3	0	3	0
20	Peter O'Mahony	10	0	0	0	0	5	0
21	Conor Murray	6	0	0	0	0	0	0
22	Ciaran Frawley	23	0	0	1	2	5	0
23	Jamie Osborne	10	0	0	2	1	1	0
Team Total		-	13	1	86	23	198	0

ARGENTINA		Autumn Nations Series v Italy (09/11/2024) 18-50 (W)						
#	Player	Minutes	Points	Tries	Ball Carries	Kicks	Tackles	Cards
15	Juan Cruz Mallia	80	5	1	18	5	5	0
14	Rodrigo Isgro	63	0	0	5	2	8	0
13	Lucio Cinti	80	0	0	11	2	15	0
12	Matias Orlando	44	0	0	7	0	13	0
11	Bautista Delguy	80	5	1	7	1	11	0
10	Tomas Albornoz	80	20	1	12	17	12	0
9	Gonzalo Bertranou	51	5	1	1	5	10	0
1	Thomas Gallo	67	0	0	7	0	15	0
2	Julian Montoya	59	0	0	8	0	10	0
3	Joel Sclavi	51	5	1	9	0	4	0
4	Franco Molina	59	0	0	2	0	11	0
5	Pedro Rubiolo	80	0	0	3	0	26	0
6	Juan Martin Gonzalez	73	0	0	12	0	15	1
7	Santiago Grondona	63	0	0	1	0	12	0
8	Joaquin Oviedo	80	0	0	13	0	18	0
16	Ignacio Ruiz	21	0	0	2	0	2	0
17	Ignacio Calles	13	0	0	0	0	2	0
18	Francisco Gomez Kodela	29	0	0	2	0	4	0
19	Matias Alemanno	21	5	1	2	0	2	0
20	Juan Bautista Pedemonte	17	0	0	1	0	4	0
21	Gonzalo Garcia	29	0	0	2	4	5	0
22	Matias Moroni	36	0	0	2	0	6	0
23	Santiago Cordero	17	5	1	3	0	5	0
Team Total		-	50	7	130	36	215	1

HEAD TO HEAD

All Time

	Games	Ireland Wins	Draws	Argentina Wins
Overall:	19	13	0	6
Ireland at Home:	10	10	0	0
Argentina at Home:	5	2	0	3
Neutral Venue:	4	1	0	3



LAST 10 MEETINGS

Year	Date	Team	Score	Opposition	Venue	Winner
2021	21/11/2021	Ireland	53-7	Argentina	Aviva Stadium	Ireland
2018	10/11/2018	Ireland	28-17	Argentina	Aviva Stadium	Ireland
2017	25/11/2017	Ireland	28-19	Argentina	Aviva Stadium	Ireland
2015	18/10/2015	Argentina	43-20	Ireland	Principality Stadium	Argentina
2014	14/06/2014	Argentina	17-23	Ireland	Tucuman	Ireland
2014	07/06/2014	Argentina	17-29	Ireland	Resistencia	Ireland
2012	24/11/2012	Ireland	46-24	Argentina	Aviva Stadium	Ireland
2010	28/11/2010	Ireland	29-9	Argentina	Aviva Stadium	Ireland
2008	22/11/2008	Ireland	17-3	Argentina	Croke Park	Ireland
2007	30/09/2007	Argentina	30-15	Ireland	Parc des Princes	Argentina

RESULTS

Since 2023

IRELAND								
Date	Opponent	Comp	H/A	Result	F	A	TF	TA
04/02/2023	Wales	Six Nations	A	W	34	10	4	1
11/02/2023	France	Six Nations	H	W	32	19	4	1
25/02/2023	Italy	Six Nations	A	W	34	20	5	2
12/03/2023	Scotland	Six Nations	A	W	22	7	3	1
18/03/2023	England	Six Nations	H	W	29	16	4	1
05/08/2023	Italy	International	H	W	33	17	5	2
19/08/2023	England	International	H	W	29	10	5	1
26/08/2023	Samoa	International	H	W	17	13	3	1
09/09/2023	Romania	RWC	H	W	82	8	12	1
16/09/2023	Tonga	RWC	H	W	59	16	8	1
23/09/2023	South Africa	RWC	A	W	13	8	1	1
07/10/2023	Scotland	RWC	H	W	36	14	6	2
14/10/2023	New Zealand	RWC	H	L	24	28	3	3
02/02/2024	France	Six Nations	A	W	38	17	5	2
11/02/2024	Italy	Six Nations	H	W	36	0	6	0
24/02/2024	Wales	Six Nations	H	W	31	7	4	1
09/03/2024	England	Six Nations	A	L	22	23	2	3
16/03/2024	Scotland	Six Nations	H	W	17	13	2	1
06/07/2024	South Africa	International	A	L	20	27	3	3
13/07/2024	South Africa	International	A	W	25	24	1	0
08/11/2024	New Zealand	Autumn Nations Series	H	L	13	23	1	1
Average					25.5	15.8	3.4	1.4

ARGENTINA								
Date	Opponent	Comp	H/A	Result	F	A	TF	TA
08/07/2023	New Zealand	The Rugby Championship	H	L	12	41	2	7
15/07/2023	Australia	The Rugby Championship	A	W	34	31	4	4
29/07/2023	South Africa	The Rugby Championship	A	L	21	22	2	3
05/08/2023	South Africa	International	H	L	13	24	1	2
26/08/2023	Spain	International	A	W	62	3	9	0
09/09/2023	England	RWC	A	L	10	27	1	0
22/09/2023	Samoa	RWC	H	W	19	10	1	1
30/09/2023	Chile	RWC	H	W	59	5	8	1
08/10/2023	Japan	RWC	A	W	39	27	5	3
14/10/2023	Wales	RWC	A	W	29	17	2	2
20/10/2023	New Zealand	RWC	H	L	6	44	0	7
27/10/2023	England	RWC	H	L	23	26	2	2
06/07/2024	France	International	H	L	13	28	2	3
13/07/2024	France	International	H	W	33	25	5	3
20/07/2024	Uruguay	International	A	W	79	5	12	1
10/08/2024	New Zealand	The Rugby Championship	A	W	38	30	4	3
17/08/2024	New Zealand	The Rugby Championship	A	L	10	42	1	6
31/08/2024	Australia	The Rugby Championship	H	L	19	20	1	2
07/09/2024	Australia	The Rugby Championship	H	W	67	27	9	3
21/09/2024	South Africa	The Rugby Championship	H	W	29	28	4	3
28/09/2024	South Africa	The Rugby Championship	A	L	7	48	1	7
09/11/2024	Italy	Autumn Nations Series	A	W	50	18	7	2
Average					35.0	24.8	4.7	2.9

FORM - IRELAND

All Competitions

IRELAND						
Record	Date	Opponent	Comp	Score	Days Since	Games Since
Last Win	13/07/2024	South Africa	International	25-24	123	1
Last Loss	08/11/2024	New Zealand	Autumn Nations Series	13-23	5	0
Last Home Win	16/03/2024	Scotland	Six Nations	17-13	242	3
Last Home Loss	08/11/2024	New Zealand	Autumn Nations Series	13-23	5	0
Last Away Win	13/07/2024	South Africa	International	25-24	123	1
Last Away Loss	06/07/2024	South Africa	International	20-27	130	2

ARGENTINA						
Record	Date	Opponent	Comp	Score	Days Since	Games Since
Last Win	09/11/2024	Italy	Autumn Nations Series	50-18	4	0
Last Loss	28/09/2024	South Africa	The Rugby Championship	7-48	46	1
Last Home Win	21/09/2024	South Africa	The Rugby Championship	29-28	53	2
Last Home Loss	31/08/2024	Australia	The Rugby Championship	19-20	74	4
Last Away Win	09/11/2024	Italy	Autumn Nations Series	50-18	4	0
Last Away Loss	28/09/2024	South Africa	The Rugby Championship	7-48	46	1

LAST MEETING - STATISTICS

Ireland 53-7 Argentina (2021-11-21 - Autumn Nations Series)

Ireland	Argentina	
7	Tries	1
6	Conversions	1
2	Penalty Goals	0
152	Ball Carries	111
12	Offloads	9
7	Line Breaks	3
33	Defenders Beaten	19
885	Carry Metres	596
165	Total Tackles	207
19	Missed Tackle	33
5	Turnovers Won	2
13	Turnover Conceded	8
16	Lineouts Won	12
0	Lineouts Lost	2
10	Total Penalties Conceded	13
32	Kicks in Play	29

#	Player	Minutes Played	Tries	Points	Ball Carries	Defenders Beaten	Tackles	Tackles - Success	Turnovers Won	Pens Conceded
15	Hugo Keenan	50	0	0	6	1	1	1	0	0
14	Robert Baloucoune	80	0	0	9	0	5	4	0	1
13	Garry Ringrose	80	0	0	10	3	9	9	0	0
12	Robbie Henshaw	66	0	0	11	2	4	4	0	0
11	James Lowe	80	0	0	11	2	4	2	0	0
10	Joey Carbery	80	0	18	5	5	9	8	0	0
9	Conor Murray	50	0	0	3	0	5	3	0	0
1	Andrew Porter	58	1	5	6	0	7	5	0	3
2	Ronan Kelleher	50	0	0	8	1	10	10	0	1
3	Tadhg Furlong	58	0	0	9	4	8	7	0	1
4	Tadhg Beirne	80	1	5	13	0	12	10	3	1
5	James Ryan	38	0	0	6	0	5	5	0	0
6	Peter O'Mahony	80	0	0	10	1	12	12	0	1
7	Josh van der Flier	60	2	10	9	3	5	5	0	0
8	Caelan Doris	80	1	5	13	5	16	14	1	1
16	Dan Sheehan	30	1	5	5	1	8	8	0	0
17	Cian Healy	22	1	5	2	0	7	6	0	0
18	Tom O'Toole	22	0	0	1	0	8	8	0	0
19	Ryan Baird	42	0	0	4	3	11	9	0	0
20	Nick Timoney	20	0	0	3	1	5	3	1	1
21	Craig Casey	30	0	0	3	1	5	4	0	0
22	Harry Byrne	30	0	0	3	0	5	5	0	0
23	Keith Earls	14	0	0	2	0	4	4	0	0

#	Player	Minutes	Tries	Points	Ball Carries	Defenders Beaten	Tackles	Tackles - Success	Turnovers Won	Pens Conceded
15	Emiliano Boffelli	80	0	2	7	2	4	4	0	0
14	Mateo Carreras	34	1	5	2	4	3	2	0	0
13	Matias Moroni	80	0	0	5	0	20	17	0	0
12	Jeronimo de la Fuente	80	0	0	6	1	10	8	0	0
11	Lucio Cinti	80	0	0	9	3	11	9	0	0
10	Santiago Carreras	59	0	0	9	4	11	7	0	2
9	Tomas Cubelli	46	0	0	3	0	8	6	0	0
1	Thomas Gallo	46	0	0	3	0	9	9	0	0
2	Julian Montoya	73	0	0	4	0	17	15	1	1
3	Francisco Gomez Kodela	59	0	0	6	0	8	6	0	3
4	Guido Petti	48	0	0	2	0	3	3	0	0
5	Tomas Lavanini	59	0	0	5	0	13	11	0	1
6	Santiago Grondona	80	0	0	12	1	11	9	0	0
7	Marcos Kremer	58	0	0	5	0	15	14	0	1
8	Pablo Matera	70	0	0	9	3	13	10	0	1
16	Facundo Bosch	7	0	0	2	0	0	0	0	0
17	Ignacio Calles	34	0	0	4	0	10	8	0	1
18	Eduardo Bello	21	0	0	4	0	9	8	0	0
19	Lucas Paulos	32	0	0	4	0	9	8	0	2
20	Facundo Isa	22	0	0	7	1	7	6	0	1
21	Gonzalo Bertranou	34	0	0	2	0	7	5	1	0
22	Nicolas Sanchez	21	0	0	0	0	4	4	0	0
23	Facundo Cordero	46	0	0	1	0	5	5	0	0

TEAM ANALYSIS
2024 INTERNATIONALS

TEAM ANALYSIS - MATCH AVERAGES

2024 INTERNATIONALS

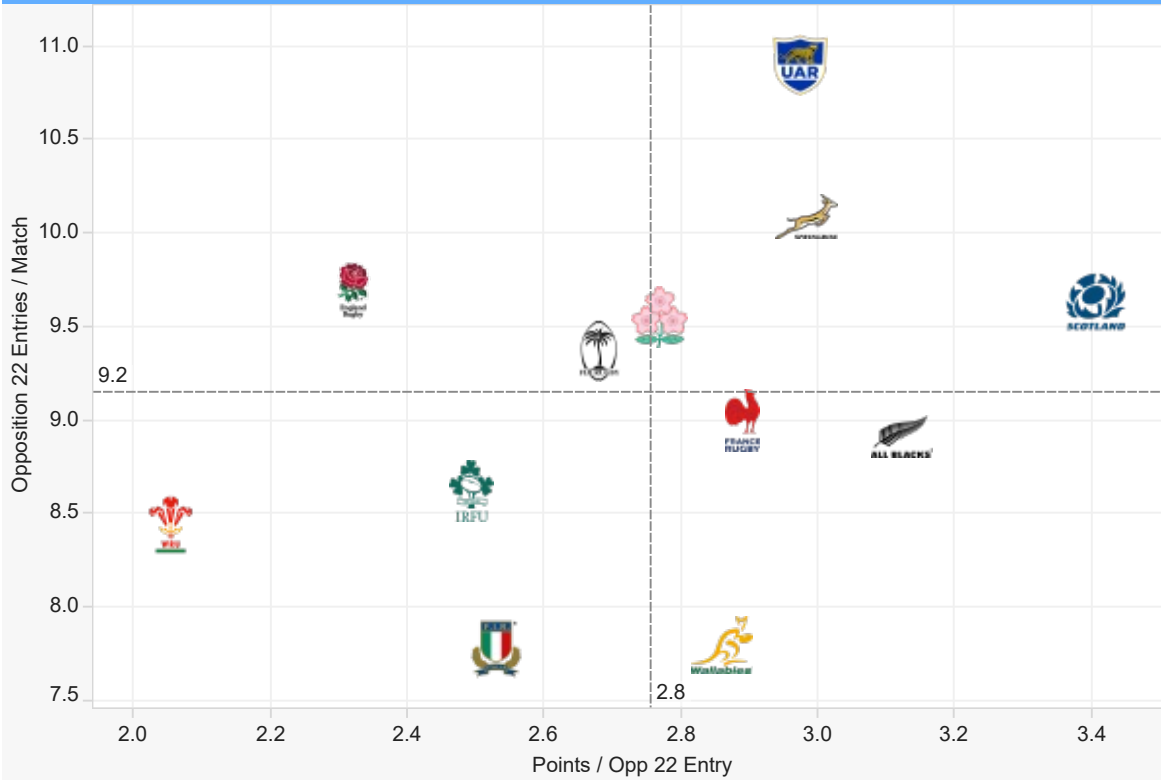
		
25.3	Points	34.5
3.0	Tries	4.6
75.6%	Goal Kicking %	79.0%
125.0	Carries	117.7
676.6	Carry Metres	828.2
8.6	Opposition 22 Entries	10.9
2.5	Points / Opp 22 Entry	3.0
6.1	Line Breaks	7.5
22.4	Defenders Beaten	25.2
6.8	Offloads	7.7
178.8	Passes	149.9
28.0	Kicks From Hand	24.0
154.4	Tackles	163.6
21.9	Missed Tackles	22.4
85.8%	Tackle %	86.3%
7.6	Dominant Tackles	10.9
10.3	Pens Conceded	10.5
0.9	Yellow Cards	0.3
0	Red Cards (Total)	1
4.6	Turnovers Won	3.8
12.3	Turnovers Conceded	14.3
86.1%	Lineout Success %	89.6%
87.0%	Scrum Success %	97.9%
97.6%	Ruck Success %	96.0%
40.4%	Gainline Forward %	45.0%

All stats are on a per match basis (unless stated otherwise)

TEAM ANALYSIS - 22 ENTRIES

2024 INTERNATIONALS

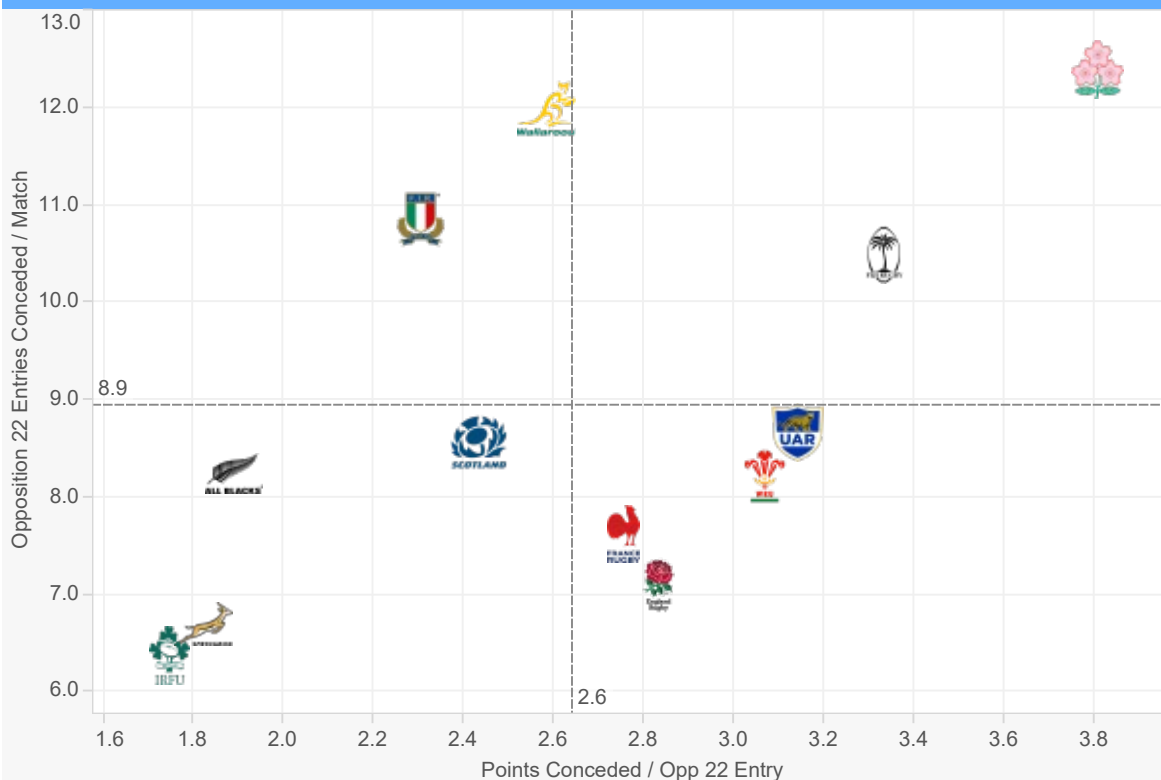
22 ENTRIES FOR



22 Entries / Match	
Argentina	10.9
South Africa	10.1
England	9.7
Scotland	9.6
Japan	9.6
Fiji	9.4
France	9.0
New Zealand	8.9
Ireland	8.6
Wales	8.4
Australia	7.8
Italy	7.8

Points / Entry	
Scotland	3.4
New Zealand	3.1
South Africa	3.0
Argentina	3.0
France	2.9
Australia	2.9
Japan	2.8
Fiji	2.7
Italy	2.5
Ireland	2.5
England	2.3
Wales	2.1

22 ENTRIES AGAINST



22 Entries Con. / Match	
Japan	12.4
Australia	12.0
Italy	10.9
Fiji	10.5
Argentina	8.7
Scotland	8.6
New Zealand	8.3
Wales	8.2
France	7.6
England	7.1
South Africa	6.7
Ireland	6.4

Points Con / Entry	
Japan	12.4
Fiji	10.5
Argentina	8.7
Wales	8.2
England	7.1
France	7.6
Australia	12.0
Scotland	8.6
Italy	10.9
New Zealand	8.3
South Africa	6.7
Ireland	6.4

TEAM ANALYSIS - POINTS & TRIES

2024 INTERNATIONALS

POINTS PER PERIOD

	SCORED					CONCEDED				
	Total	1'-20'	21'-HT	HT-60'	61'-80'	Total	1'-20'	21'-HT	HT-60'	61'-80'
Argentina	338	60	99	63	116	259	72	82	61	44
Australia	250	68	77	38	67	287	72	72	49	94
England	261	69	61	82	49	239	54	75	38	72
Fiji	222	45	54	68	55	133	48	24	21	40
France	276	68	72	67	69	173	37	40	43	53
Ireland	202	47	55	30	70	84	39	13	13	19
Italy	199	66	41	39	53	251	30	22	32	36
Japan	240	71	57	45	67	190	47	42	39	62
New Zealand	373	110	128	72	63	229	60	74	53	64
Scotland	385	97	111	70	107	229	58	60	54	57
South Africa	362	86	83	65	128	109	32	22	36	19
Wales	140	23	38	29	50	164	35	40	37	52
Total	3,248	810	876	668	894	2,667	691	694	551	731

TRIES PER PERIOD

	SCORED					CONCEDED				
	Total	1'-20'	21'-HT	HT-60'	61'-80'	Total	1'-20'	21'-HT	HT-60'	61'-80'
Argentina	45	7	14	8	16	31	9	10	6	6
Australia	29	7	8	5	9	37	9	9	6	13
England	31	8	6	11	6	26	6	7	5	8
Fiji	30	7	7	8	8	19	7	3	3	6
France	31	8	7	8	8	22	4	4	6	8
Ireland	24	4	6	4	10	11	6	1	1	3
Italy	22	8	3	5	6	36	2	1	3	3
Japan	32	9	7	6	10	9	6	5	5	9
New Zealand	47	15	17	8	7	25	8	12	7	9
Scotland	50	13	13	9	15	25	7	5	5	8
South Africa	44	12	10	5	17	15	5	2	5	3
Wales	18	2	5	4	7	20	4	5	5	6
Total	403	100	103	81	119	320	82	78	65	95

TRY ORIGIN

	SCORED									CONCEDED								
	Total	Counter Attack	Free Kick	Lineout	Penalty	Scrum	Start Half	Tap Penalty	Turnover	Total	Counter Attack	Free Kick	Lineout	Penalty	Scrum	Start Half	Tap Penalty	Turnover
Argentina	55	9	0	16	0	6	1	3	20	37	5	0	16	0	4	0	2	10
Australia	33	4	2	15	1	4	0	2	5	46	8	0	17	0	5	0	2	14
England	36	5	0	18	0	3	1	2	7	33	6	2	12	0	3	0	1	9
Fiji	32	2	1	10	0	9	0	2	8	21	1	1	11	1	4	0	0	3
France	40	9	1	9	0	8	0	2	11	24	1	0	16	0	4	1	0	2
Ireland	23	0	0	16	0	2	1	1	3	11	0	0	6	0	2	0	1	2
Italy	25	2	0	9	0	4	0	1	9	13	2	0	4	1	1	0	1	4
Japan	39	6	0	14	0	3	0	4	12	32	8	0	12	0	3	0	1	8
New Zealand	56	9	2	22	0	6	0	2	15	43	7	0	16	0	5	0	3	12
Scotland	58	8	0	27	1	5	0	2	15	29	4	0	14	0	4	0	1	6
South Africa	50	4	0	20	1	8	0	2	15	16	0	1	5	0	4	0	2	4
Wales	24	2	0	15	0	1	0	3	3	21	1	0	6	0	4	1	5	4
Total	471	60	6	191	3	59	3	26	123	375	47	5	155	3	50	3	21	91

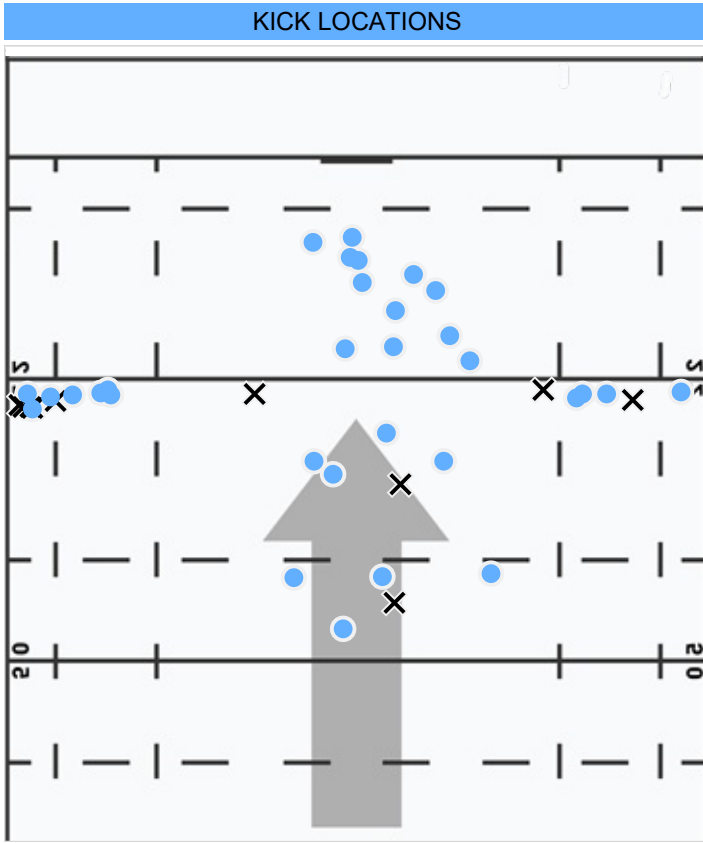
Max & Min values are highlighted per time-frame/phase/section



TEAM ANALYSIS
IRELAND - 2024 INTERNATIONALS

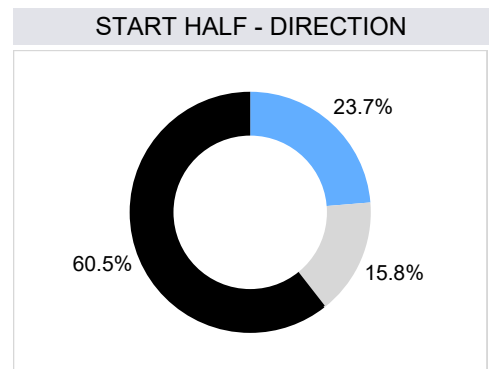
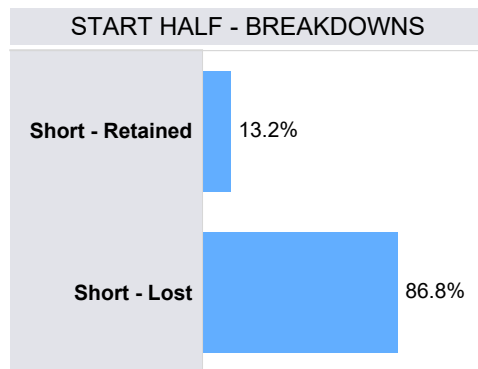
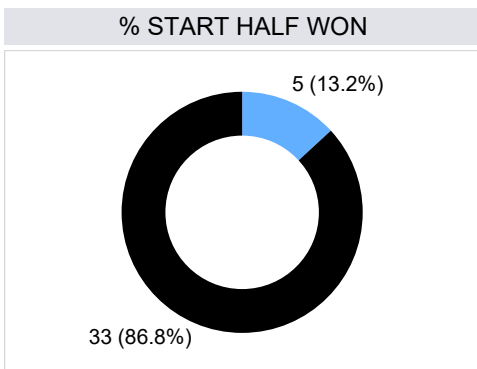

KICKING

IRELAND - 2024 INTERNATIONALS



LAST 20 KICKS AT GOAL				
Opponent	Min	Player	Pts Gained	
New Zealand	8	Jack Crowley	0.18	Pen Made
	40	Jack Crowley	0.10	Pen Made
	44	Jack Crowley	0.77	Conv Made
South Africa	6	Jack Crowley	0.32	Pen Made
	15	Jack Crowley	0.05	Conv Made
	38	Jack Crowley	0.25	Pen Made
	42	Jack Crowley	0.06	Pen Made
	59	Jack Crowley	1.13	Pen Made
South Africa	13	Jack Crowley	0.75	Pen Made
	32	Jack Crowley	-2.77	Pen Missed
	36	Jack Crowley	-0.91	Conv Missed
	76	Jack Crowley	0.02	Conv Made
	80	Jack Crowley	-0.90	Conv Missed
Scotland	14	Jack Crowley	0.61	Conv Made
	36	Jack Crowley	-2.05	Pen Missed
	43	Jack Crowley	0.07	Pen Made
England	65	Jack Crowley	0.07	Conv Made
	3	Jack Crowley	0.23	Pen Made
	20	Jack Crowley	0.07	Pen Made
	35	Jack Crowley	1.06	Pen Made
Overall Points Gained			-0.04	

KICKS AT GOAL



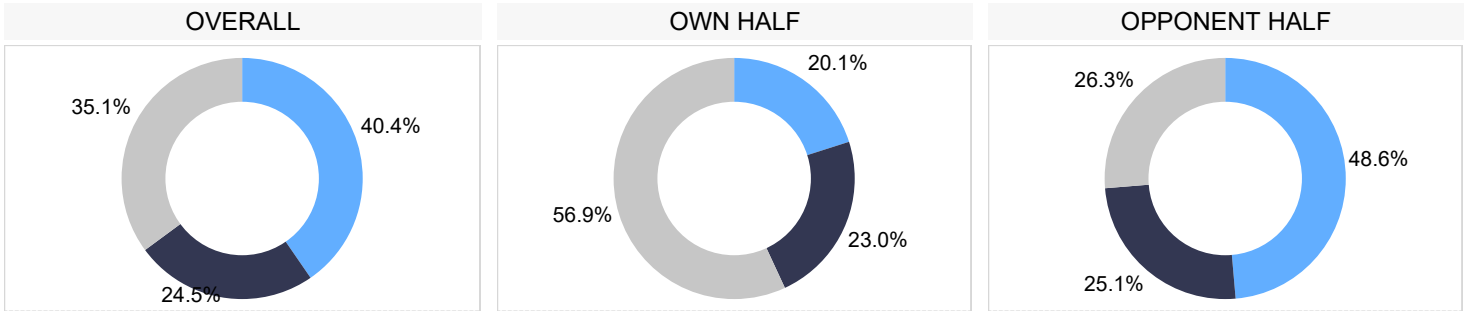
Won Lost

Right Split Left

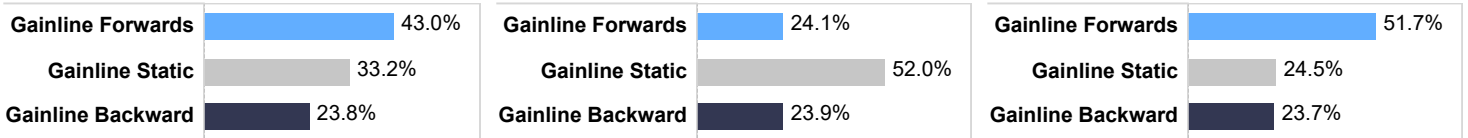
COLLISIONS

IRELAND - 2024 INTERNATIONALS

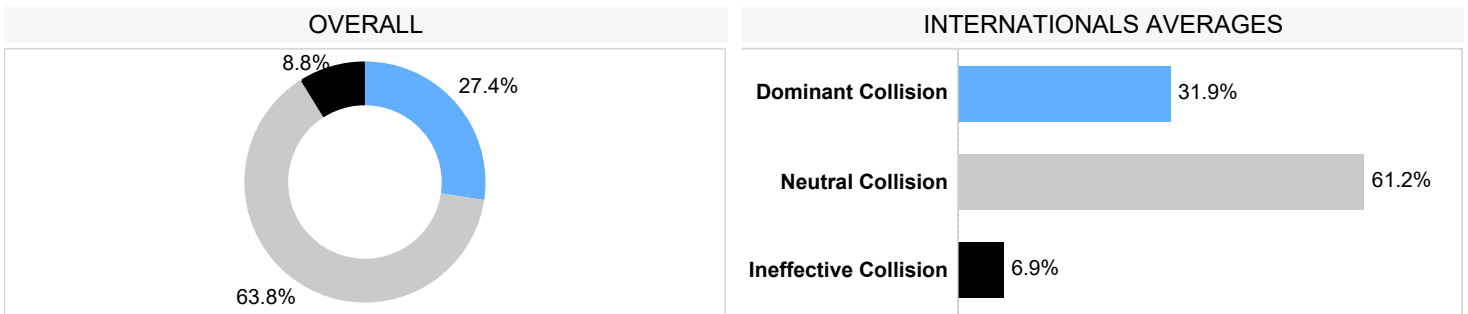
GAINLINE SUCCESS



INTERNATIONALS AVERAGES

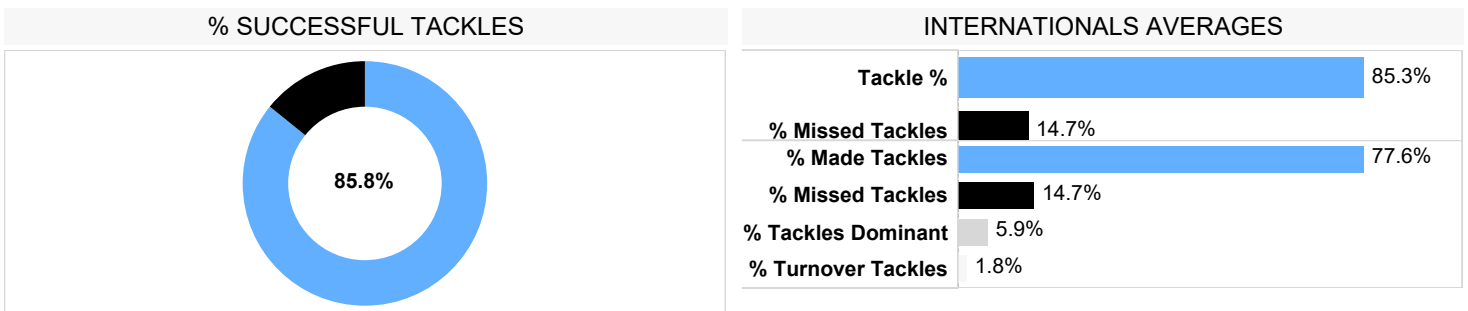


CARRIES INTO CONTACT*

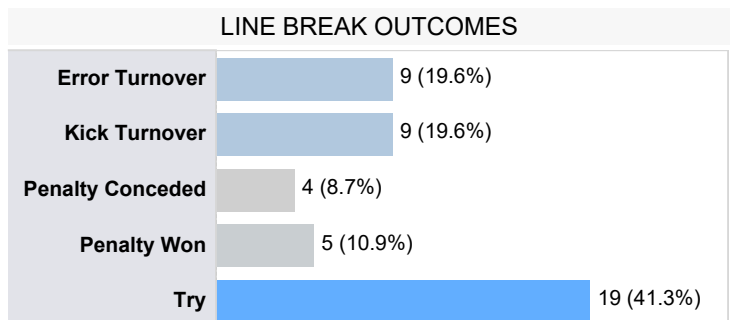


*dominance based on tackle outcome

TACKLES

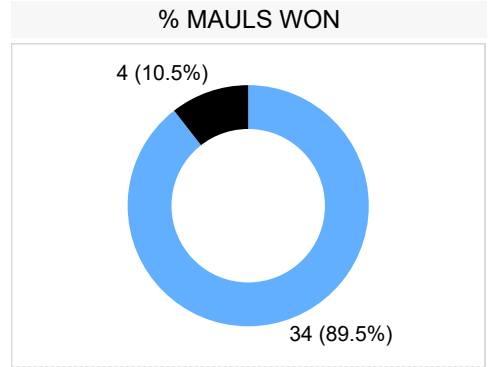
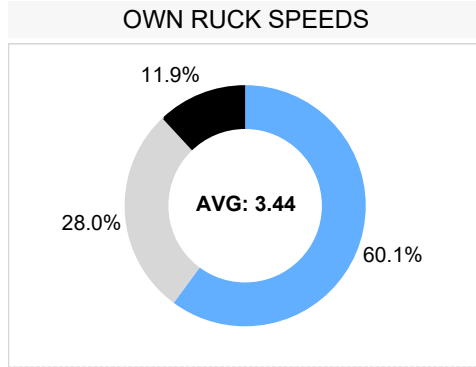
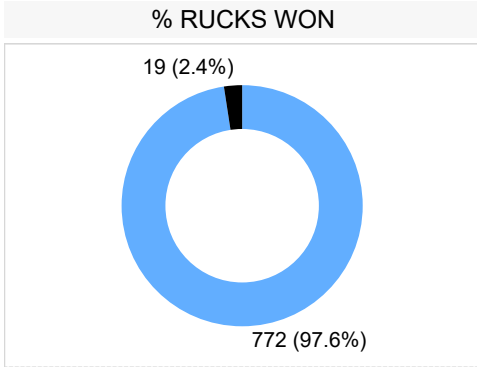


CARRIES & BREAKS	
Line Breaks	49
Line breaks / match	6.1
Defenders Beaten	179
Defenders Beaten / match	22.4
Ball Carries	1,000.0
Carries / Match	125.0

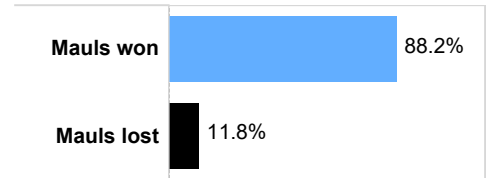
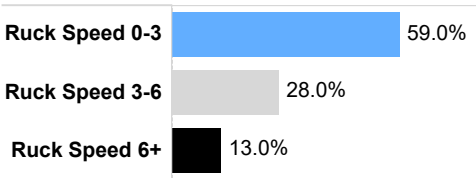
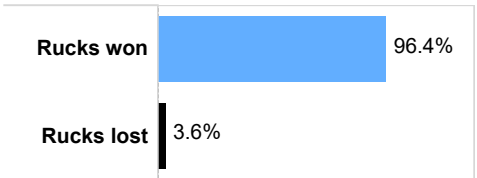


BREAKDOWN

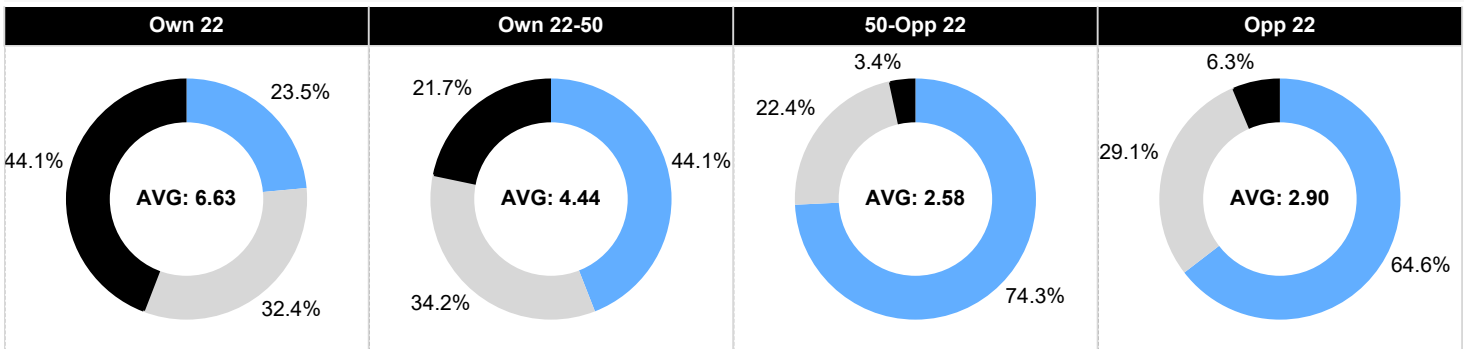
IRELAND - 2024 INTERNATIONALS



INTERNATIONALS AVERAGES



RUCK SPEEDS - LOCATIONS



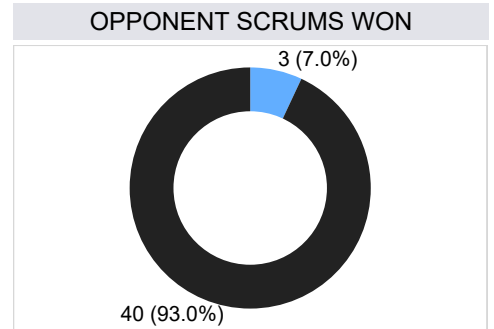
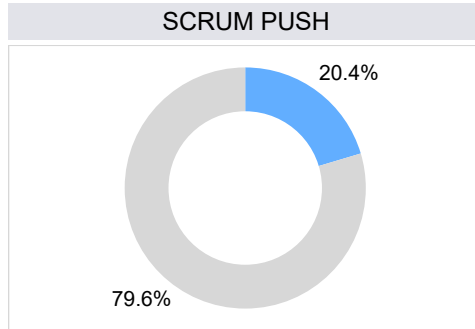
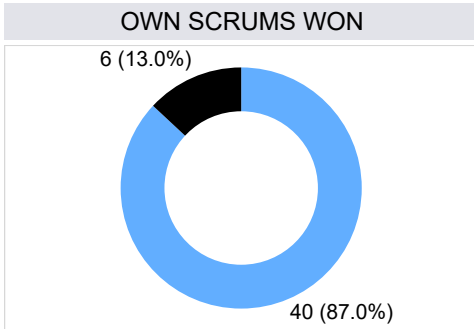
■ Ruck Speed 0-3
 ■ Ruck Speed 3-6
 ■ Ruck Speed 6+

Attacking Breakdown Arrivals		Defensive Breakdown Arrivals		Breakdown Steals				
1	Caelan Doris	177	1	Caelan Doris	79	1	Caelan Doris	4
2	Andrew Porter	169	2	Josh van der Flier	53	2	Josh van der Flier	3
3	Josh van der Flier	169	3	Tadhg Beirne	50	3	Tadhg Beirne	3
4	Joe McCarthy	152	4	Joe McCarthy	44	4	Andrew Porter	2
5	Tadhg Beirne	133	5	Andrew Porter	32	Team Total		23

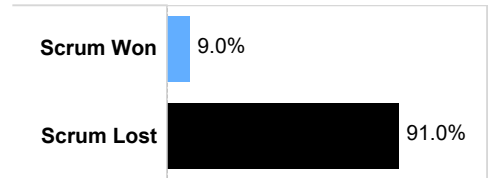
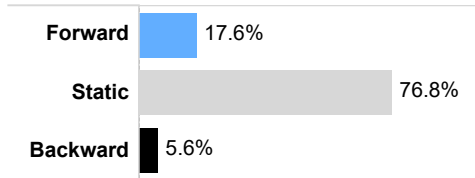
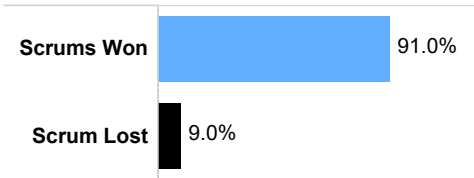
SET PIECE

IRELAND - 2024 INTERNATIONALS

SCRUMS



INTERNATIONALS AVERAGES



OWN SCRUMS

Scrum Won	Scrum Reset Retained	Scrum Lost
40	8	6

OPPONENT SCRUMS

Scrum Won	Scrum Reset Retained	Scrum Lost
3	4	40

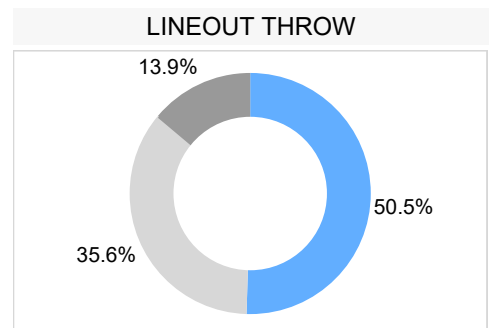
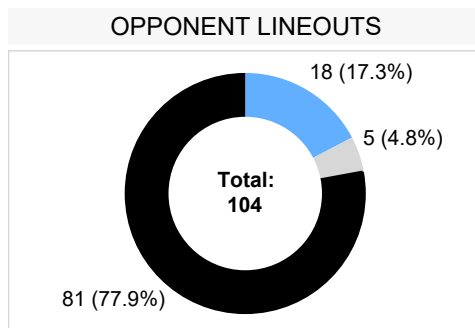
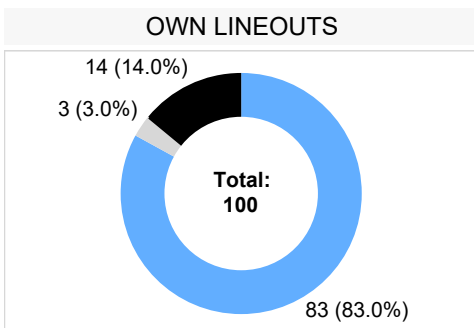
OWN SCRUMS WON

	Used	Penalty	Free Kick
Total	27	6	7
% of Total	67.5%	15.0%	17.5%

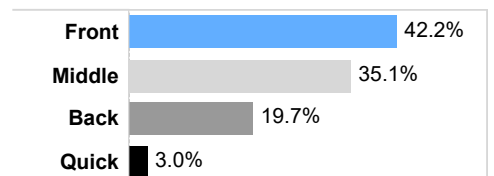
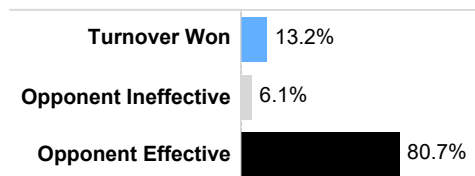
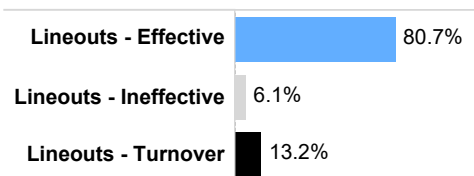
OPPONENT SCRUMS WON

	Used	Penalty	Free Kick
Total	2	2	1
% of Total	66.7%	33.3%	

LINEOUTS



INTERNATIONALS AVERAGES

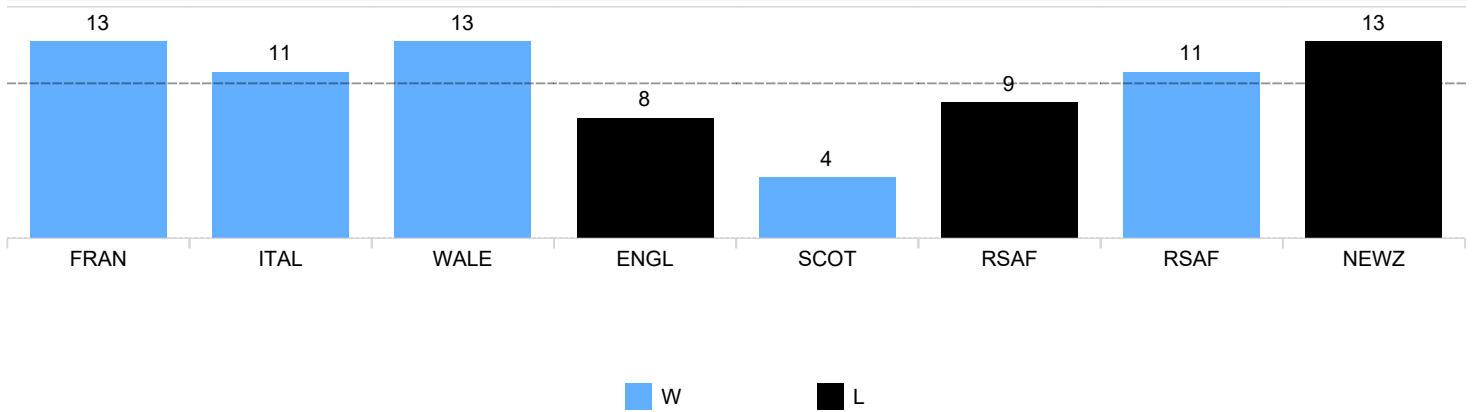


DISCIPLINE

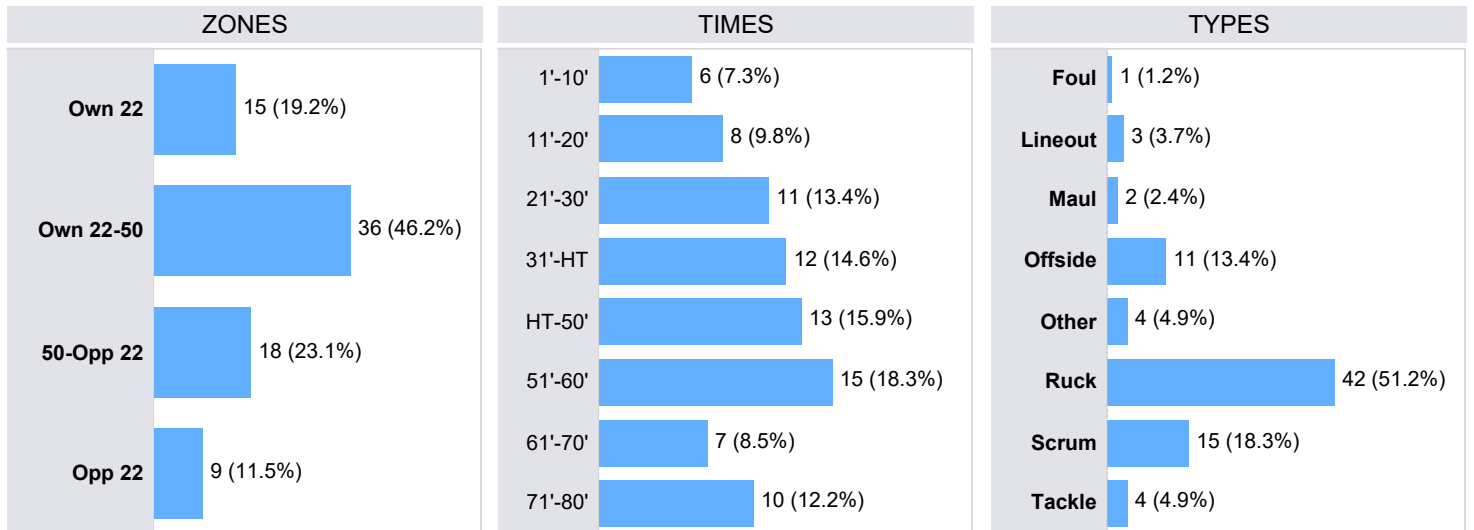
IRELAND - 2024 INTERNATIONALS

Statistic	Team	Year Average
Total penalties conceded / match	10.3	5.3
Yellow cards / match	0.9	0.4
Red cards / match	0.0	0.0

PENALTIES CONCEDED PER MATCH



PENALTIES & INFRINGEMENTS



PLAYER STATISTICS - PER 80 AVERAGES WITH A MINIMUM 240 MINUTES PLAYED

Total penalties conceded		Penalties conceded / 80 minutes		Yellow / Red cards		
1	Andrew Porter	13	2.0	1	Peter O'Mahony	2 / 0
2	Joe McCarthy	9	1.9	2	Caelan Doris	1 / 0
3	James Ryan	6	1.6	3	Harry Byrne	1 / 0
4	Finlay Bealham	5	1.4	4	James Ryan	1 / 0
5	James Lowe	5	1.2	5	Ronan Kelleher	1 / 0

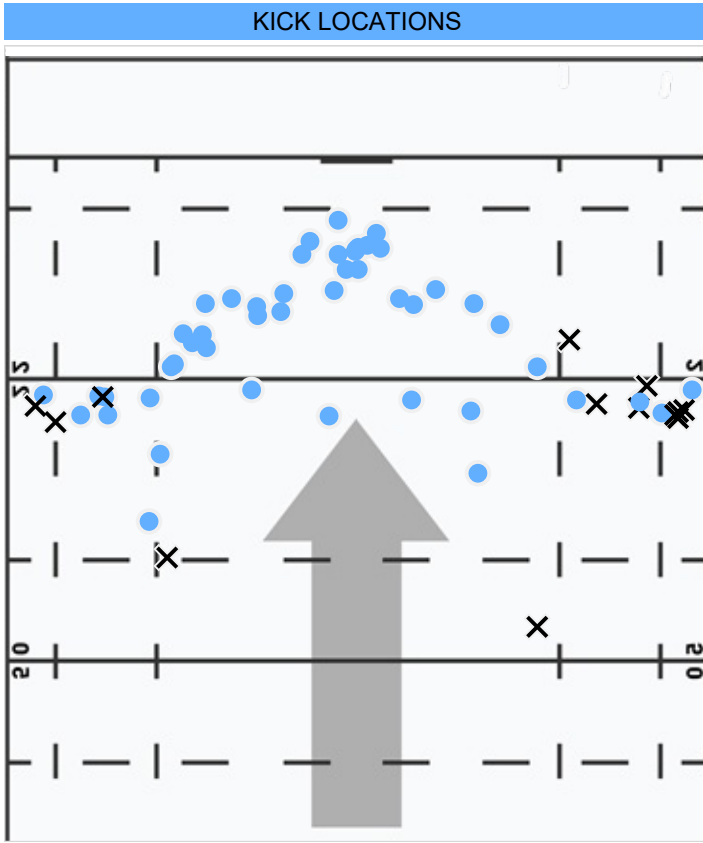


TEAM ANALYSIS

ARGENTINA - 2024 INTERNATIONALS

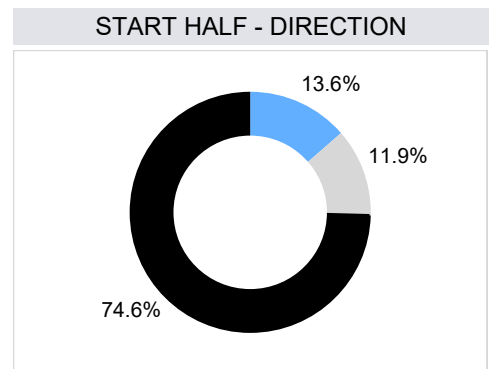
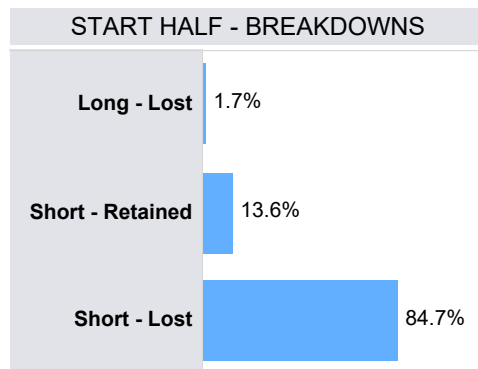
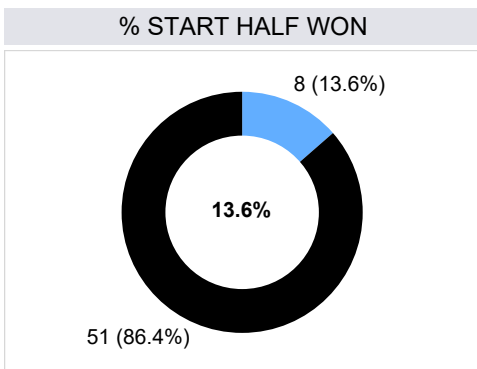
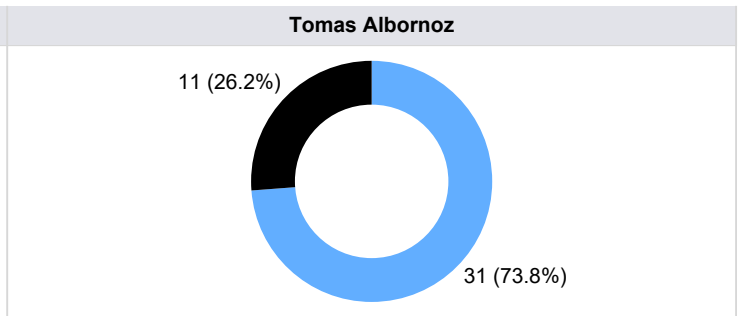
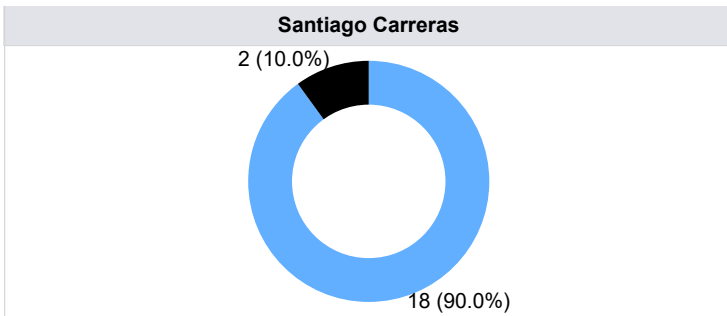
KICKING

ARGENTINA - 2024 INTERNATIONALS



LAST 20 KICKS AT GOAL				
Opponent	Min	Player	Pts Gained	
Italy	4	Tomas Albornoz	0.04	Pen Made
	12	Tomas Albornoz	0.27	Conv Made
	30	Tomas Albornoz	1.02	Conv Made
	50	Tomas Albornoz	0.50	Conv Made
	58	Tomas Albornoz	0.06	Conv Made
	67	Tomas Albornoz	-1.22	Conv Missed
	74	Tomas Albornoz	0.77	Conv Made
South Africa	79	Tomas Albornoz	0.33	Conv Made
	20	Tomas Albornoz	0.02	Conv Made
	16	Tomas Albornoz	0.25	Conv Made
	19	Tomas Albornoz	-1.80	Pen Missed
	23	Tomas Albornoz	0.35	Conv Made
	28	Tomas Albornoz	-0.99	Conv Missed
	36	Tomas Albornoz	0.15	Conv Made
Australia	53	Tomas Albornoz	-1.47	Pen Missed
	69	Tomas Albornoz	0.32	Pen Made
	3	Tomas Albornoz	0.37	Pen Made
	49	Tomas Albornoz	0.63	Conv Made
Overall Points Gained			2.65	

KICKS AT GOAL



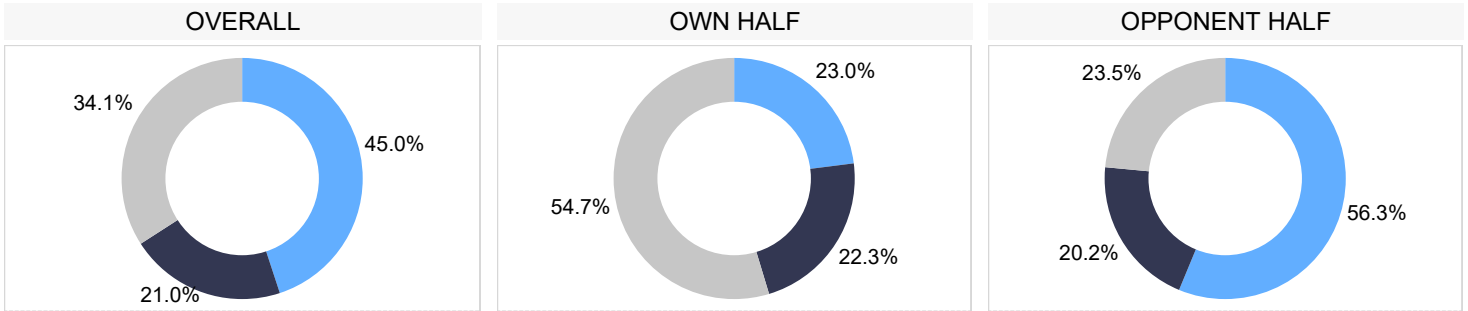
Won Lost

Right Split Left

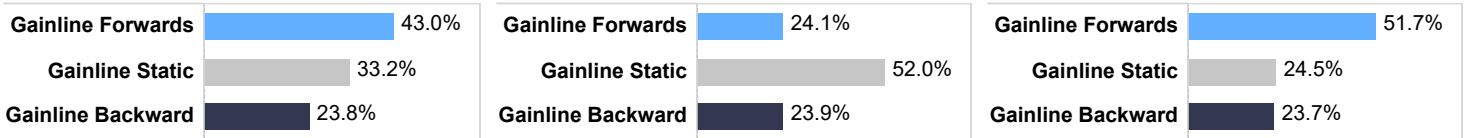
COLLISIONS

ARGENTINA - 2024 INTERNATIONALS

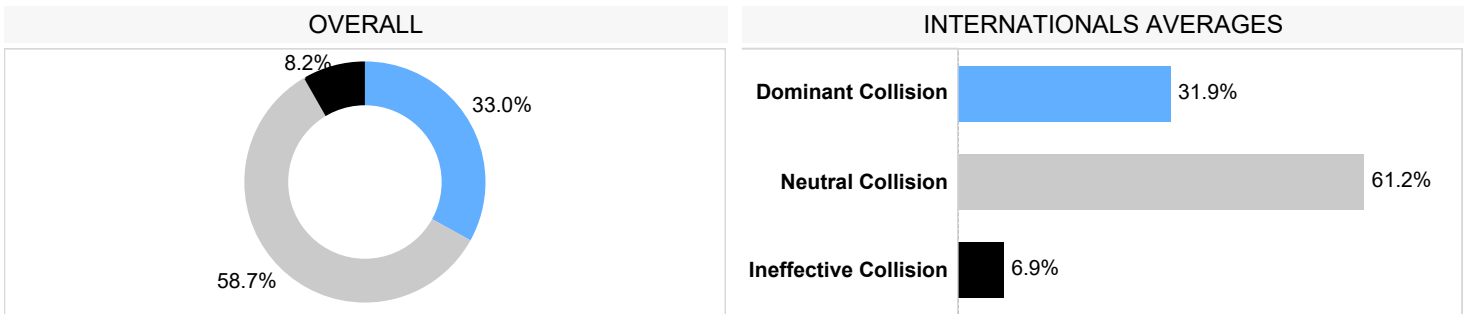
GAINLINE SUCCESS



CHAMPIONSHIP AVERAGES



CARRIES INTO CONTACT*



*dominance based on tackle outcome

TACKLES

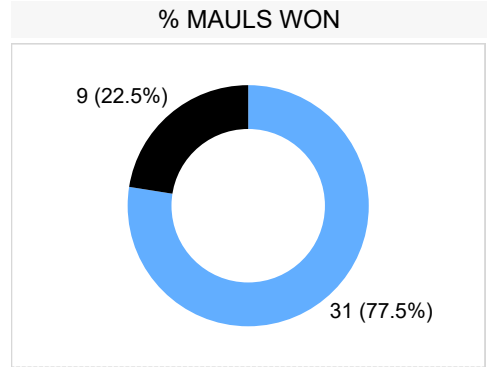
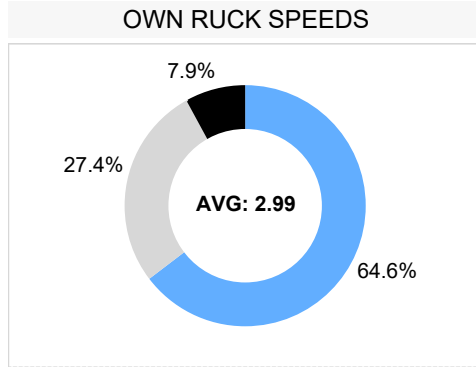
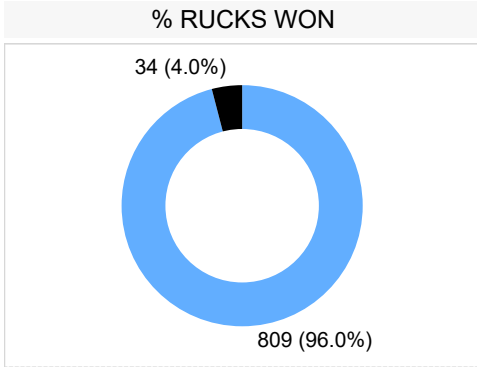


CARRIES & BREAKS	
Line Breaks	75
Line breaks / match	7.5
Defenders Beaten	252
Defenders Beaten / match	25.2
Ball Carries	1,177
Carries / Match	117.7

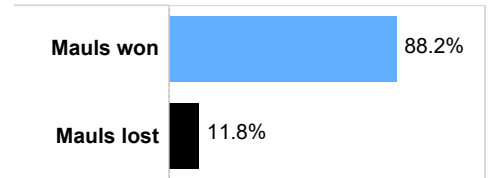
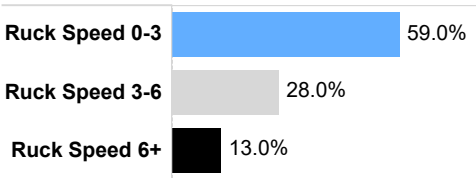
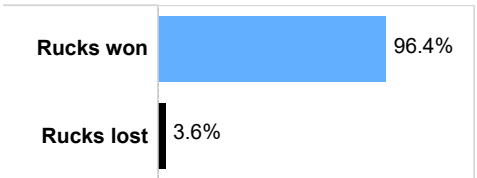
LINE BREAK OUTCOMES	
Error Turnover	16 (21.3%)
Kick Turnover	5 (6.7%)
Penalty Conceded	2 (2.7%)
Penalty Won	13 (17.3%)
Try	39 (52.0%)

BREAKDOWN

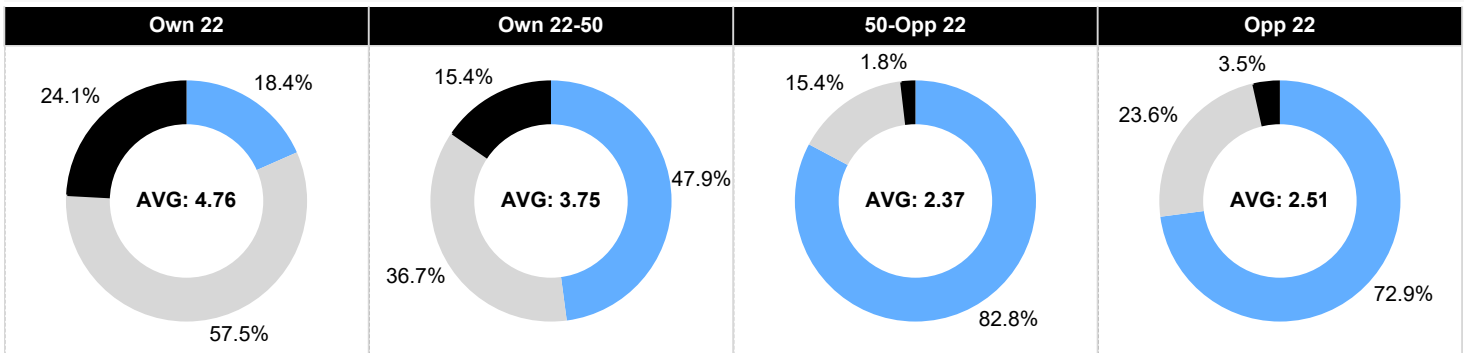
ARGENTINA - 2024 INTERNATIONALS



INTERNATIONALS AVERAGES



RUCK SPEEDS - LOCATIONS



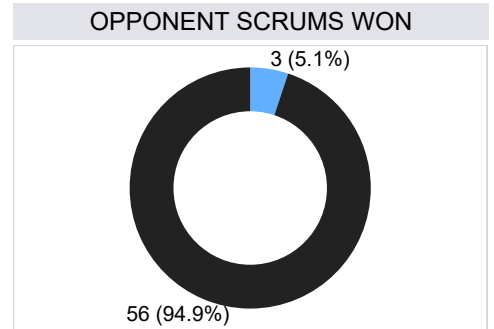
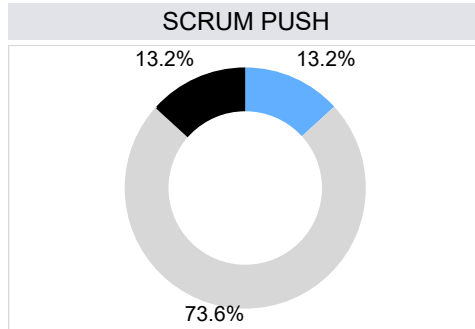
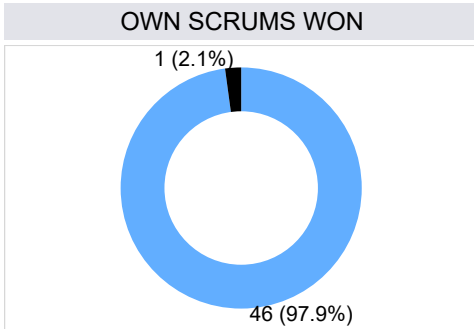
■ Ruck Speed 0-3
 ■ Ruck Speed 3-6
 ■ Ruck Speed 6+

Attacking Breakdown Arrivals		Defensive Breakdown Arrivals		Breakdown Steals				
1	Marcos Kremer	168	1	Pablo Matera	43	1	Joaquin Oviedo	3
2	Thomas Gallo	151	2	Julian Montoya	41	2	Pablo Matera	3
3	Pedro Rubiolo	117	3	Juan Martin Gonzalez	35	3	Eduardo Bello	2
4	Julian Montoya	116	4	Joaquin Oviedo	26	4	Julian Montoya	2
5	Franco Molina	110	5	Pedro Rubiolo	24	Team Total		22

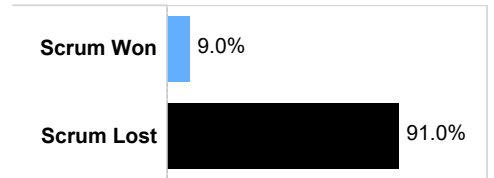
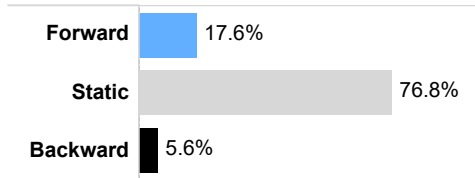
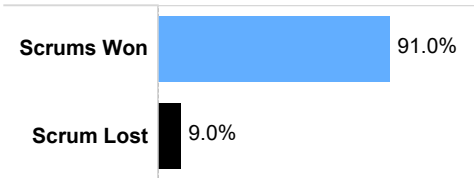
SET PIECE

ARGENTINA - 2024 INTERNATIONALS

SCRUMS



INTERNATIONALS AVERAGES



OWN SCRUMS

Scrum Won	Scrum Reset Retained	Scrum Lost
46	6	1

OPPONENT SCRUMS

Scrum Won	Scrum Reset Retain..	Scrum Lost
3	8	56

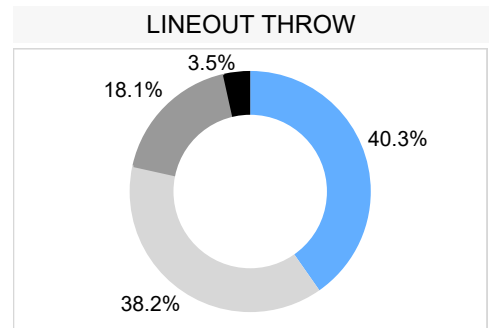
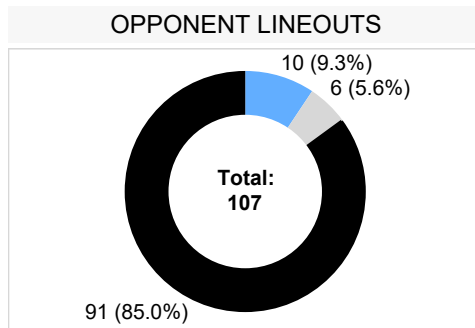
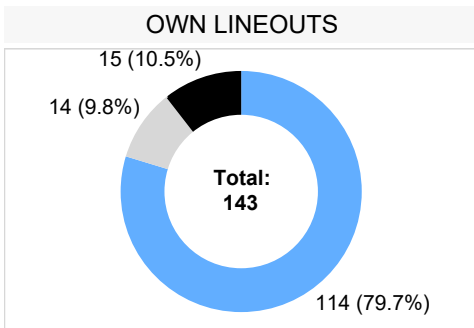
OWN SCRUMS WON

	Used	Penalty	Free Kick
Total	37	6	3
% of Total	80.4%	13.0%	6.5%

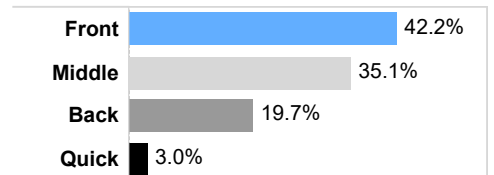
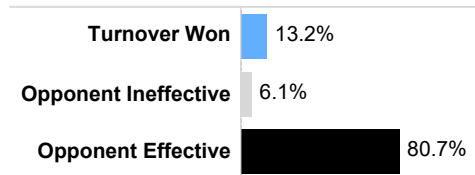
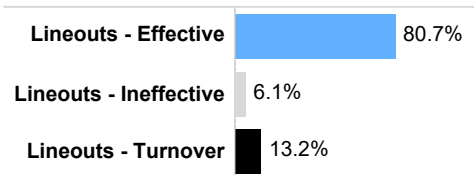
OPPONENT SCRUMS WON

	Used	Penalty	Free Kick
Total	1	2	
% of Total	33.3%	66.7%	

LINEOUTS



INTERNATIONALS AVERAGES

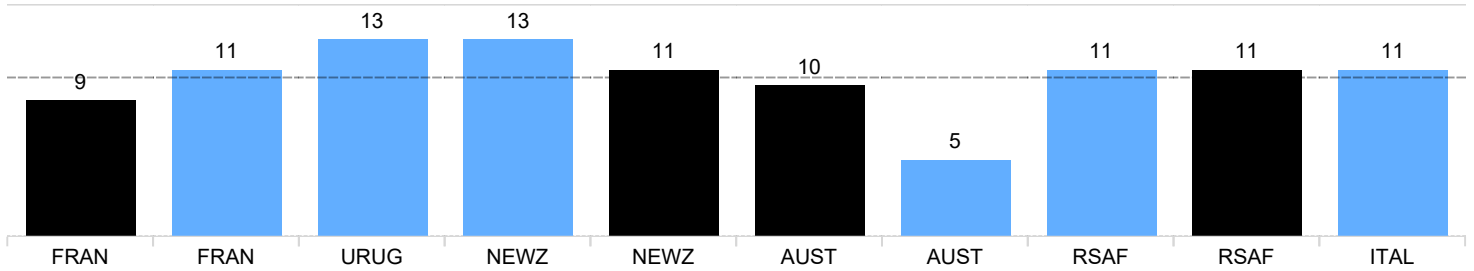


DISCIPLINE

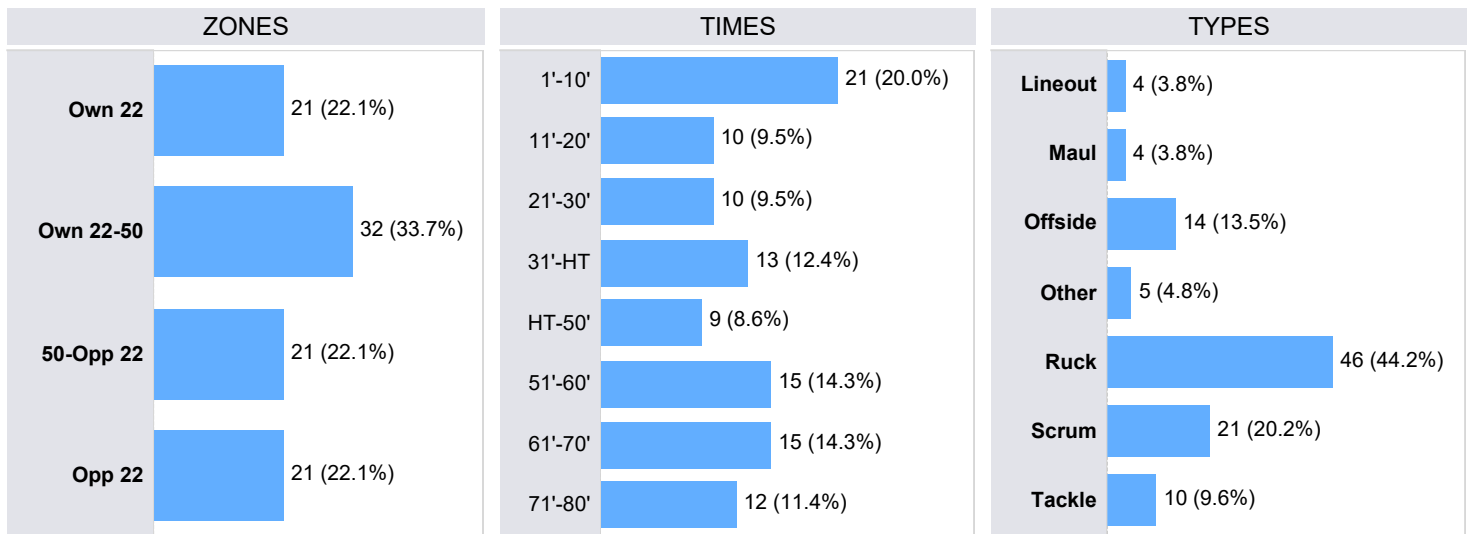
ARGENTINA - 2024 INTERNATIONALS

Statistic	Team	Year Average
Total penalties conceded / match	10.5	5.3
Yellow cards / match	0.3	0.4
Red cards / match	0.1	0.0

PENALTIES CONCEDED PER MATCH



PENALTIES & INFRINGEMENTS



PLAYER STATISTICS - PER 80 AVERAGES WITH A MINIMUM 240 MINUTES PLAYED

Total penalties conceded		Penalties conceded / 80 minutes		Yellow / Red cards	
1	Thomas Gallo 10	1	Joel Sclavi 2.2	1	Juan Martin Gonzalez 1 / 0
2	Joel Sclavi 9	2	Ignacio Ruiz 1.6	2	Mateo Carreras 1 / 0
3	Mateo Carreras 8	3	Thomas Gallo 1.4	3	Pablo Matera 0 / 1
4	Juan Martin Gonzalez 7	4	Juan Martin Gonzalez 1.2	4	Santiago Carreras 1 / 0
5	Ignacio Ruiz 6	5	Julian Montoya 1.0		

PLAYER STATS
2024 INTERNATIONALS

APPEARANCE CHART - IRELAND

2024 INTERNATIONALS

	02/02/24	11/02/24	24/02/24	09/03/24	16/03/24	06/07/24	13/07/24	08/11/24
	France	Italy	Wales	England	Scotland	South Africa	South Africa	New Zealand
B. Aki	12		12	12	12	12		12
R. Baird	s20	6	s20	s20	s19	s20*	s19	
F. Bealham	s18	3		s18	s18	s18	s18	3
T. Beirne	5*		5*	5	5	5	6	6
C. Blade							s21	
H. Byrne		s22			s22			
C. Casey		9				9		
J. Conan	s21	8*	s21	s21	s20			
J. Crowley	10	10*	10	10	10	10	10	10
C. Doris	8	7	8	8	8	8	8	8
C. Frawley	s23		15*	s23		s22	s22	s22
T. Furlong	3		3	3	3	3	3	
J. Gibson-Park	9*	s21	9	9	9			9
M. Hansen								14
C. Healy	s17		s17	s17	s17	s17	s17	s17
I. Henderson		s19		s19				s19
R. Henshaw	13	13	13	13	13	13	12	
R. Herring							s16	s16
O. Jager			s18					
H. Keenan	15	15		15				15
R. Kelleher	s16*	s16	s16	s16	s16	s16	2	2
J. Larmour		s23			15			
J. Loughman		s17						
J. Lowe	11	11*	11*	11**	11	11	11	11
J. McCarthy	4	4	4	4	4	4	4	4
S. McCloskey		12	s23				s23	
C. Murray	s22		s22	s22	s21	s21*	9*	s21
C. Nash	14*	14*	14	14	14	14	14	
P. O'Mahony	6		6	6	6	6	s20	s20
T. O'Toole		s18						s18
J. Osborne						15*	15	s23
A. Porter	1	1	1	1	1*	1	1	1
G. Ringrose					s23	s23	13	13
J. Ryan	s19	5	s19			s19	5	5
D. Sheehan	2*	2**	2*	2	2*	2		
J. van der Flier	7	s20	7	7	7	7	7	7*

KEY: Number denotes position, s: substitute, u: unused replacement, *: try scored

APPEARANCE CHART - ARGENTINA

2024 INTERNATIONALS

	06/07/24	13/07/24	20/07/24	10/08/24	17/08/24	31/08/24	07/09/24	21/09/24	28/09/24	09/11/24
	France	France	Uruguay	New Zealand	New Zealand	Australia	Australia	South Africa	South Africa	Italy
T. Albornoz	s22	s22	10	s23	s22	s23	10	10*	10*	10*
M. Alemanno	4	s19	s19							s19*
L. Bazan Velez	s21	9		u22	s21	s22			s21	
E. Bello	3	3*	3	3		s18	s18			
G. Bertranou	9	s21	9	9	9	9	9	9		9*
M. Bogado	15									
I. Calles			s16					s17	s17	s17
S. Carreras	10	10*	s22*	10	10	10	s23	s22	15	
M. Carreras	11	11	11**	11*	11	11	11*	11*	11	
S. Chocobares		12	13	12	12	12	12	12	12	
L. Cinti				13*	13	13	13*	13	s22	13
S. Cordero		15	15*			14				s23*
F. Coria			s18*							
A. Creevy				s16*		s16				
J. de la Fuente	12		12*							
P. Delgado								s18	s18	
B. Delguy	14	14			s23		14	14		11*
E. Elias				s19						
T. Gallo	1	s17**	1	1	1	1	1	1	1	1
G. Garcia			s21				s22	s21	9	s21
F. Gomez Kodela										s18
J. Gonzalez				8	7	8*	8*	s20	6	6
S. Grondona						s21	s21		7	7
R. Isgro									14	14
M. Kremer	7	7	7	7	4	7	7	7		
T. Lavanini				s20	s20	s20	5		5	
J. Mallia				15	15*	15	15**	15	s23	15*
P. Matera	6	6	s20	6	6	6	6*	6*	s20	
I. Mendy			14***							
F. Molina	s19	4	4	4*	s19	4	s19	4	s19	4
J. Montoya	2*	2			2	2	2*	2	2	2
J. Moro			6**							
M. Moroni	13	13		14	14			s23	13	s22
M. Orlando	s23*	s23	s23							12
J. Oviedo	8	8	8*	s21	8		s20**	8	8	8
L. Paulos	5	5								
J. Pedemonte	s20									s20
G. Petti						s19	4	s19		
P. Rubiolo		s20	5	5	5	5		5	4	5
I. Ruiz	s16	s16	2	2	s16		s16	s16	s16	s16
J. Sclavi				s18	s18	3	3	3*	3	3*
L. Sordoni	s18	s18			3					
M. Vivas	s17	1	s17	s17	s17	s17	s17			

KEY: Number denotes position, s: substitute, u: unused replacement, *: try scored

PLAYER DATA - IRELAND

2024 INTERNATIONALS

	Games	Starts	Minutes Played	Points	Tries	Ball Carries	Carry Metres	Line Breaks	Defenders Beaten	Passes	Offloads	Turnover Con	Successful Tackles	Missed Tackles	Dominant Tackles	Penalties Conceded	Kicks	Kicking Metres	Lineout Takes	Lineout Steals
B. Aki	6	6	480	0	0	66	461	4	14	28	2	3	56	8	5	4	0	0	1	0
R. Baird	7	1	198	5	1	22	161	3	9	19	0	3	37	5	0	1	0	0	13	1
F. Bealham	7	2	252	0	0	20	68	1	0	4	0	1	30	5	1	5	0	0	0	0
T. Beirne	7	7	550	10	2	52	207	4	8	44	2	7	71	3	3	3	0	0	22	3
C. Blade	1	0	21	0	0	1	4	0	0	11	0	1	1	0	0	0	1	22	0	0
H. Byrne	2	0	32	2	0	4	21	0	0	16	0	1	3	0	0	1	2	54	0	0
C. Casey	2	2	135	0	0	8	18	0	2	149	1	2	8	0	0	0	17	392	0	0
J. Conan	5	1	161	5	1	32	137	0	4	10	0	1	30	4	0	2	1	41	4	0
J. Crowley	8	8	596	79	1	58	306	2	11	202	6	13	56	11	3	1	58	1,392	0	0
C. Doris	8	8	630	0	0	94	467	1	13	46	3	5	80	13	5	3	0	0	9	0
C. Frawley	6	1	198	11	1	14	92	1	7	36	0	3	9	3	0	0	12	334	0	0
T. Furlong	6	6	336	0	0	22	67	0	2	15	1	3	38	4	5	5	0	0	0	0
J. Gibson-Park	6	5	373	5	1	33	160	1	7	385	0	5	27	6	2	3	39	993	1	0
M. Hansen	1	1	80	0	0	4	17	0	1	7	1	2	4	3	0	0	2	37	0	0
C. Healy	7	0	103	0	0	7	29	0	1	4	0	1	22	1	0	0	1	0	0	0
I. Henderson	3	0	62	0	0	7	25	0	0	4	0	1	6	0	0	3	0	0	5	0
R. Henshaw	7	7	504	0	0	58	334	3	15	45	6	8	51	6	2	3	2	54	0	0
R. Herring	2	0	38	0	0	6	24	0	1	0	0	0	8	0	0	1	0	0	0	0
O. Jager	1	0	26	0	0	1	2	0	0	3	0	0	11	0	0	0	0	0	0	0
H. Keenan	4	4	296	0	0	19	155	2	8	17	0	1	16	7	2	0	9	377	0	0
R. Kelleher	8	2	271	5	1	35	164	1	6	24	3	3	52	4	2	4	1	38	0	1
J. Larmour	2	1	84	0	0	9	61	0	1	12	2	3	4	0	1	1	1	38	0	0
J. Loughman	1	0	24	0	0	1	8	0	0	1	0	0	2	0	0	1	0	0	0	0
J. Lowe	8	8	640	20	4	72	697	9	22	58	12	6	21	15	3	5	54	2,179	0	0
J. McCarthy	8	8	504	0	0	47	172	1	10	30	3	6	61	16	8	9	0	0	10	1
S. McCloskey	3	1	112	0	0	21	140	1	2	18	3	0	10	3	0	0	1	22	0	0
C. Murray	7	1	141	10	2	10	61	0	2	137	1	0	11	2	0	0	14	251	1	0
C. Nash	7	7	429	10	2	44	341	5	14	20	3	4	24	9	6	0	3	60	0	0
P. O'Mahony	7	5	312	0	0	24	79	0	0	20	0	2	57	4	0	2	0	0	13	0
T. O'Toole	2	0	26	0	0	2	9	0	0	0	0	0	1	1	0	1	0	0	0	0
J. Osborne	3	2	141	5	1	27	118	1	3	6	2	3	3	3	1	1	5	230	0	0
A. Porter	8	8	513	5	1	52	155	0	1	17	0	2	63	9	2	13	0	0	0	0
G. Ringrose	4	2	214	0	0	13	107	2	4	6	1	2	21	6	1	1	1	28	0	0
J. Ryan	6	3	252	0	0	21	66	0	1	10	0	0	57	4	7	6	0	0	6	2
D. Sheehan	6	6	330	25	5	50	291	7	8	17	0	4	40	6	1	2	0	0	0	0
J. van der Flier	8	7	486	5	1	44	190	0	2	32	2	2	69	14	1	1	0	0	0	0

PLAYER DATA - ARGENTINA

2024 INTERNATIONALS

	Games	Starts	Minutes Played	Points	Tries	Ball Carries	Carry Metres	Line Breaks	Defenders Beaten	Passes	Offloads	Turnover Con	Successful Tackles	Missed Tackles	Dominant Tackles	Penalties Conceded	Kicks	Kicking Metres	Lineout Takes	Lineout Steals
T. Alborno	10	5	531	83	3	66	710	5	23	158	4	9	38	8	2	0	70	2,576	0	0
M. Alemanno	4	1	128	5	1	9	37	1	1	12	0	2	12	0	2	1	0	0	16	0
L. Bazan Velez	6	1	150	0	0	24	107	3	4	147	1	4	11	2	0	0	9	176	0	0
E. Bello	6	4	256	5	1	17	69	0	0	3	0	1	30	1	2	3	0	0	0	0
G. Bertranou	9	8	481	5	1	25	137	2	5	419	1	9	44	13	1	2	29	628	0	2
M. Bogado	1	1	45	0	0	10	131	0	1	4	0	1	0	0	0	0	3	121	0	0
I. Calles	4	0	77	0	0	2	7	0	0	0	0	0	11	3	0	0	0	0	0	0
S. Carreras	9	6	505	55	2	54	523	2	9	86	5	13	15	9	0	2	53	1,956	2	0
M. Carreras	9	9	690	25	5	71	739	9	29	23	2	10	50	11	4	8	9	264	0	0
S. Chocobares	8	8	546	0	0	50	405	4	10	41	5	1	76	8	3	3	1	24	0	0
L. Cinti	7	6	513	10	2	47	386	3	14	23	5	5	68	10	8	1	7	216	0	0
S. Cordero	4	3	239	10	2	29	281	2	10	23	4	2	12	3	0	1	9	295	1	0
F. Coria	1	0	34	5	1	6	26	1	2	3	1	0	9	0	0	3	0	0	1	0
A. Creevy	2	0	25	5	1	5	24	0	0	1	0	1	3	0	0	1	0	0	0	1
J. de la Fuente	2	2	149	5	1	17	218	3	3	27	0	2	9	0	1	0	0	0	0	0
P. Delgado	2	0	51	0	0	2	6	0	0	0	0	0	6	1	0	2	0	0	0	0
B. Delguy	6	5	344	5	1	40	347	6	18	16	3	6	25	13	3	2	4	143	1	0
E. Elias	1	0	33	0	0	1	1	0	0	1	0	0	3	0	1	0	0	0	0	0
T. Gallo	10	9	585	10	2	52	219	3	15	10	3	7	89	7	7	10	0	0	2	0
G. Garcia	5	1	169	0	0	14	64	0	1	128	2	4	27	5	0	1	9	244	0	0
F. Gomez Kodela	1	0	29	0	0	2	8	0	0	0	0	0	4	0	0	0	0	0	0	0
J. Gonzalez	7	6	471	10	2	48	351	4	11	45	4	7	73	9	8	7	0	0	34	0
S. Grondona	4	2	151	0	0	6	54	1	2	8	0	0	29	3	0	3	0	0	0	0
R. Isgro	2	2	99	0	0	9	86	2	2	5	1	6	14	2	1	0	3	57	0	0
M. Kremer	8	8	593	0	0	46	227	1	1	19	0	8	102	18	11	4	0	0	2	0
T. Lavanini	5	2	192	0	0	18	71	0	0	4	0	2	30	7	1	1	0	0	2	0
J. Mallia	7	6	524	20	4	72	538	4	17	64	10	6	23	9	1	2	25	956	1	0
P. Matera	9	7	567	10	2	87	374	0	8	49	4	4	73	7	9	5	2	59	23	1
I. Mendy	1	1	80	15	3	15	277	6	10	6	1	1	3	1	1	0	0	0	0	0
F. Molina	10	6	421	5	1	29	166	1	11	33	3	4	56	7	1	4	0	0	25	2
J. Montoya	8	8	490	10	2	38	134	0	2	35	3	3	68	8	4	6	0	0	0	0
J. Moro	1	1	80	10	2	12	128	2	4	8	0	0	7	0	0	0	0	0	4	4
M. Moroni	7	5	404	0	0	23	228	4	9	19	1	3	46	10	5	3	6	129	0	0
M. Orlando	4	1	104	5	1	12	86	0	3	14	0	0	20	4	4	1	1	11	0	0
J. Oviedo	9	7	578	15	3	87	535	5	17	45	10	6	93	7	8	2	0	0	0	0
L. Paulos	2	2	125	0	0	9	33	0	0	5	0	0	21	2	2	1	0	0	0	0
J. Pedemonte	2	0	28	0	0	2	10	0	0	3	0	0	3	1	1	0	0	0	0	0
G. Petti	3	1	118	0	0	6	42	0	0	6	1	0	12	3	1	2	0	0	4	1
P. Rubiolo	8	7	468	0	0	21	118	0	1	11	1	8	84	12	10	1	0	0	7	0
I. Ruiz	9	2	291	0	0	36	150	1	6	11	2	2	35	2	3	6	0	0	0	0
J. Sclavi	7	5	321	10	2	37	150	0	2	8	0	4	44	9	2	9	0	0	1	0
L. Sordoni	3	1	109	0	0	6	20	0	1	3	0	1	14	4	1	2	0	0	0	0
M. Vivas	7	1	159	0	0	15	64	0	0	3	0	1	20	5	1	4	0	0	0	0

PLAYER RANKINGS

2024 INTERNATIONALS

PLAYER RANKINGS - POINTS

2024 INTERNATIONALS

POINTS

		Games	Points	Minutes	Pens	Conv	Drop Goals	Tries	
1	D. McKenzie	New Zealand	12	131	809	22	30	0	1
2	T. Alborno	Argentina	10	83	531	6	25	0	3
3	J. Crowley	Ireland	8	79	596	14	16	0	1
4	S. Lee	Japan	7	76	461	8	21	0	2
5	T. Ramos	France	6	75	480	13	18	0	0
6	F. Russell	Scotland	6	70	480	16	11	0	0
7	H. Pollard	South Africa	9	69	414	15	12	0	0
7	N. Lolesio	Australia	9	69	582	15	12	0	0
9	C. Muntz	Fiji	7	67	499	10	16	0	1
10	M. Smith	England	7	64	428	9	12	1	2

GOAL KICKING (MADE)

		Games	Minutes	Goals	Misses	Pens	Pens Missed	Conv	Conv Missed	Goal Kicking %	
1	D. McKenzie	New Zealand	12	809	52	16	22	6	30	10	76.5%
2	T. Ramos	France	6	480	31	5	13	2	18	3	86.1%
2	T. Alborno	Argentina	10	531	31	11	6	2	25	9	73.8%
4	J. Crowley	Ireland	8	596	30	10	14	3	16	7	75.0%
5	S. Lee	Japan	7	461	29	1	8	1	21	0	96.7%
6	H. Pollard	South Africa	9	414	27	6	15	3	12	3	81.8%
6	F. Russell	Scotland	6	480	27	1	16	0	11	1	96.4%
6	N. Lolesio	Australia	9	582	27	7	15	3	12	4	79.4%
9	C. Muntz	Fiji	7	499	26	7	10	0	16	7	78.8%
10	P. Garbisi	Italy	9	693	23	8	10	4	13	4	74.2%

GOAL KICKING (%)*

		Games	Kicks	Made	Available Points	Points Scored	Expected Points	Pts Gained	Goal Kicking %	
1	Leo Berdeu	France	1	7	7	19	19	14.1	4.9	100.0%
2	Seungsin Lee	Japan	6	30	29	69	66	60.9	5.1	96.7%
3	Finn Russell	Scotland	6	28	27	72	70	61.3	8.7	96.4%
4	Ben Donaldson	Australia	5	14	13	32	30	26.2	3.8	92.9%
5	Santiago Carreras	Argentina	6	20	18	49	45	41.9	3.1	90.0%
6	Thomas Ramos	France	6	36	31	87	75	68.0	7.0	86.1%
7	Martin Page-Relo	Italy	5	7	6	21	18	5.1	12.9	85.7%
7	Ioan Lloyd	Wales	3	7	6	14	12	10.4	1.6	85.7%
7	Ben Thomas	Wales	2	7	6	18	15	12.9	2.1	85.7%
7	Beauden Barrett	New Zealand	2	7	6	14	12	10.2	1.8	85.7%

*Minimum 5 Kicks at Goal



IRELAND



ARGENTINA

PLAYER RANKINGS - TRIES

2024 INTERNATIONALS

TRIES

		Games	Minutes Played	Tries	Tries / 80	
1	D. van der Merwe	Scotland	9	718	8	0.9
2	C. Clarke	New Zealand	7	501	7	1.1
3	M. Mapimpi	South Africa	5	390	6	1.2
3	D. Riley	Japan	8	640	6	0.8
3	M. Tele'a	New Zealand	9	566	6	0.8
3	W. Jordan	New Zealand	8	556	6	0.9
7	D. Sheehan	Ireland	6	330	5	1.2
7	M. Carreras	Argentina	9	690	5	0.6
7	I. Feyi-Waboso	England	9	426	5	0.9
10	M. Ioane	Italy	8	635	4	0.5
10	J. Lowe	Ireland	8	640	4	0.5
10	M. Marx	South Africa	10	398	4	0.8
10	A. Savea	New Zealand	11	855	4	0.4
10	J. Mallia	Argentina	7	524	4	0.6

TRY ASSISTS

		Games	Minutes Played	Try Assists	Try Assists / 80	
1	B. Barrett	New Zealand	9	537	7	1.0
1	M. Smith	England	7	428	7	1.3
3	D. McKenzie	New Zealand	12	809	5	0.5
3	H. Jones	Scotland	9	705	5	0.6
3	S. Lee	Japan	7	461	5	0.9
6	J. Gibson-Park	Ireland	6	373	4	0.9
6	A. Hastings	Scotland	4	194	4	1.6
6	A. Mitchell	England	7	451	4	0.7
6	T. Alborno	Argentina	10	531	4	0.6
6	F. Lomani	Fiji	8	492	4	0.7
6	S. Chocobares	Argentina	8	546	4	0.6
6	S. Fujiwara	Japan	8	412	4	0.8
6	P. Garbisi	Italy	9	693	4	0.5
6	J. Dobie	Scotland	6	243	4	1.3

TRY INVOLVEMENTS

		Games	Minutes Played	Try Involvements	% of Team Total	
1	D. Riley	Japan	8	640	9	16.1%
1	M. Smith	England	7	428	9	16.4%
3	B. Barrett	New Zealand	9	537	8	9.4%
3	D. van der Merwe	Scotland	9	718	8	9.4%
3	H. Jones	Scotland	9	705	8	9.4%
3	M. Mapimpi	South Africa	5	390	8	11.4%
3	M. Tele'a	New Zealand	9	566	8	9.4%
3	W. Jordan	New Zealand	8	556	8	9.4%
9	C. Clarke	New Zealand	7	501	7	8.2%
9	T. Alborno	Argentina	10	531	7	9.1%
9	J. Dobie	Scotland	6	243	7	10.9%
9	S. Lee	Japan	7	461	7	12.5%
9	K. Salawa	Fiji	8	541	7	14.0%



PLAYER RANKINGS - CARRIES

2024 INTERNATIONALS

CARRIES

		Games	Total	
1	B. Earl	England	10	160
2	A. Savea	New Zealand	11	140
3	H. Wilson	Australia	8	103
4	R. Valetini	Australia	10	101
5	D. McKenzie	New Zealand	12	100
6	W. Sittiti	New Zealand	8	96
7	J. Barrett	New Zealand	10	95
8	C. Doris	Ireland	8	94
9	A. Wainwright	Wales	8	93
10	P. du Toit	South Africa	9	90

		Minutes	Per 80*	
1	J. Wiese	South Africa	254	18.3
2	B. Earl	England	800	16.0
3	W. Sittiti	New Zealand	499	15.4
4	D. Lake	Wales	251	15.0
5	S. Negri	Italy	245	14.0
6	E. Louw	South Africa	310	13.9
7	H. Wilson	Australia	625	13.2
8	A. Savea	New Zealand	855	13.1
9	J. Dempsey	Scotland	469	13.0
10	T. Ikanivere	Fiji	512	12.5

METRES

		Games	Total	
1	D. Riley	Japan	8	901
2	B. Earl	England	10	856
3	A. Savea	New Zealand	11	786
4	W. Jordan	New Zealand	8	782
5	D. van der Merwe	Scotland	9	777
6	M. Tuitama	Japan	6	766
7	T. Wright	Australia	9	755
8	M. Carreras	Argentina	9	739
9	J. Barrett	New Zealand	10	723
10	M. loane	Italy	8	723

		Minutes	Per 80*	
1	M. Tuitama	Japan	440	139.3
2	I. Masi	Fiji	270	120.9
3	C. Clarke	New Zealand	501	115.2
4	J. Wiese	South Africa	254	113.7
5	Y. Yazaki	Japan	374	113.5
6	D. Riley	Japan	640	112.7
7	K. Rowe	Scotland	427	112.5
8	W. Jordan	New Zealand	556	112.5
9	V. Karawalevu	Fiji	479	109.9
10	T. Albornoz	Argentina	531	107.0

DEFENDERS BEATEN

		Games	Total	
1	M. Tele'a	New Zealand	9	41
2	D. van der Merwe	Scotland	9	38
3	D. McKenzie	New Zealand	12	37
3	B. Earl	England	10	37
5	D. Riley	Japan	8	33
6	M. loane	Italy	8	31
7	H. Jones	Scotland	9	30
7	A. Savea	New Zealand	11	30
7	T. Wright	Australia	9	30
10	C. Kolbe	South Africa	7	29
10	M. Carreras	Argentina	9	29

		Minutes	Per 80*	
1	M. Tele'a	New Zealand	566	5.8
2	D. Penaud	France	400	5.4
3	M. Tuitama	Japan	440	4.5
4	K. Rowe	Scotland	427	4.5
5	S. Feinberg-Mngomezzi	South Africa	384	4.4
6	C. Clarke	New Zealand	501	4.3
7	M. Smith	England	428	4.3
8	D. van der Merwe	Scotland	718	4.2
9	B. Delguy	Argentina	344	4.2
10	C. Kolbe	South Africa	560	4.1

*Minimum 240 minutes played



PLAYER RANKINGS - PASSING

2024 INTERNATIONALS

PASSES

		Games	Total	
1	S. Fujiwara	Japan	8	513
2	F. Lomani	Fiji	8	468
3	J. Gordon	Australia	7	450
4	G. Bertranou	Argentina	9	419
5	T. Williams	Wales	6	391
6	J. Gibson-Park	Ireland	6	385
7	C. Ratima	New Zealand	10	373
8	T. Perenara	New Zealand	8	360
9	A. Mitchell	England	7	336
10	M. Page-Relo	Italy	8	280

		Minutes	Per 80*	
1	S. Fujiwara	Japan	412	99.6
2	J. Gordon	Australia	419	85.9
3	T. Williams	Wales	376	83.2
4	J. Gibson-Park	Ireland	373	82.6
5	C. Ratima	New Zealand	366	81.5
6	T. Perenara	New Zealand	358	80.4
7	F. Lomani	Fiji	492	76.1
8	G. Bertranou	Argentina	481	69.7
9	M. Page-Relo	Italy	365	61.4
10	B. White	Scotland	343	60.9

PASSING ACCURACY**

		Total	%	
1	C. Roigard	New Zealand	114	100.0%
2	G. Williams	South Africa	189	99.5%
3	K. Hardy	Wales	110	99.1%
4	B. Serin	France	101	99.0%
5	J. Dobie	Scotland	154	98.7%
6	S. Varney	Italy	149	98.7%
7	N. White	Australia	135	98.5%
8	E. Bevan	Wales	125	98.4%
9	C. Ratima	New Zealand	373	98.1%
10	J. Gordon	Australia	450	98.0%

BREAK ASSIST PASSES

		Games	Total	
1	D. McKenzie	New Zealand	12	19
2	S. Tuipulotu	Scotland	7	7
2	S. McDowall	Scotland	6	7
4	A. Fassi	South Africa	6	6
4	P. Garbisi	Italy	9	6
6	G. Ford	England	7	5
6	S. Kolisi	South Africa	7	5
6	S. Cordero	Argentina	4	5
6	F. Russell	Scotland	6	5
6	R. Henshaw	Ireland	7	5
6	T. Wright	Australia	9	5
6	R. Valetini	Australia	10	5
6	T. Alborno	Argentina	10	5
6	S. Chocobares	Argentina	8	5
6	J. Oviedo	Argentina	9	5

OFFLOADS

		Games	Total	
1	D. McKenzie	New Zealand	12	14
1	S. Reece	New Zealand	8	14
3	W. Sititi	New Zealand	8	13
4	M. Ioane	Italy	8	12
4	J. Lowe	Ireland	8	12
4	M. Tele'a	New Zealand	9	12
7	H. Jones	Scotland	9	11
7	R. Snyman	South Africa	4	11
7	D. Penaud	France	5	11
10	J. Mallia	Argentina	7	10
10	W. Jordan	New Zealand	8	10
10	J. Oviedo	Argentina	9	10

		Minutes	Per 80*	
1	D. Penaud	France	400	2.2
2	S. Reece	New Zealand	536	2.1
3	W. Sititi	New Zealand	499	2.1
4	B. Dixon	South Africa	271	1.8
5	M. Tele'a	New Zealand	566	1.7
6	S. Waqa	Japan	286	1.7
7	M. Tuitama	Japan	440	1.6
8	L. Barre	France	363	1.5
9	J. Mallia	Argentina	524	1.5
10	M. Ioane	Italy	635	1.5

*Minimum 240 minutes played **Minimum 100 Passes



PLAYER RANKINGS - KICKS

2024 INTERNATIONALS

KICKS IN PLAY

		Games	Total	
1	D. McKenzie	New Zealand	12	105
2	F. Russell	Scotland	6	89
3	A. Mitchell	England	7	79
4	P. Garbisi	Italy	9	75
5	T. Albornoz	Argentina	10	70
6	F. Lomani	Fiji	8	63
7	T. Williams	Wales	6	62
8	J. Crowley	Ireland	8	58
9	N. Lolesio	Australia	9	56
10	B. Barrett	New Zealand	9	55

		Minutes	Per 80*	
1	F. Russell	Scotland	480	14.8
2	A. Mitchell	England	451	14.0
3	T. Williams	Wales	376	13.2
4	B. White	Scotland	343	12.6
5	S. Varney	Italy	246	12.0
6	T. Albornoz	Argentina	531	10.5
7	S. Feinberg-Mngomezzi	South Africa	384	10.4
8	D. McKenzie	New Zealand	809	10.4
9	F. Lomani	Fiji	492	10.2
10	G. Williams	South Africa	251	10.2

KICKING METRES

		Games	Total	
1	D. McKenzie	New Zealand	12	3,170
2	F. Russell	Scotland	6	3,080
3	T. Albornoz	Argentina	10	2,576
4	P. Garbisi	Italy	9	2,319
5	J. Lowe	Ireland	8	2,179
6	A. Mitchell	England	7	2,163
7	S. Carreras	Argentina	9	1,956
8	S. Lee	Japan	7	1,889
9	F. Lomani	Fiji	8	1,759
10	T. Williams	Wales	6	1,703

		Minutes	Per 80*	
1	F. Russell	Scotland	480	513.3
2	T. Albornoz	Argentina	531	388.1
3	A. Mitchell	England	451	383.6
4	T. Williams	Wales	376	362.3
5	S. Lee	Japan	461	327.8
6	B. White	Scotland	343	324.7
7	D. McKenzie	New Zealand	809	313.5
8	S. Carreras	Argentina	505	309.8
9	S. Feinberg-Mngomezzi	South Africa	384	309.4
10	S. Varney	Italy	246	288.6

METRES / KICKS IN PLAY**

		Games	Avg*	
1	Blair Kinghorn	Scotland	4	42.2
2	Hugo Keenan	Ireland	4	41.9
3	Leo Barre	France	5	40.4
4	James Lowe	Ireland	8	40.3
5	Cameron Winnett	Wales	8	39.3
6	Juan Cruz Mallia	Argentina	7	38.2
7	Santiago Carreras	Argentina	9	36.9
8	Tomas Albornoz	Argentina	10	36.8
9	Jordie Barrett	New Zealand	10	36.1
10	Seungsin Lee	Japan	7	35.0

*Minimum 240 minutes played **Minimum 2 Kicks / 80min



IRELAND



ARGENTINA

PLAYER RANKINGS - LINEOUTS

2024 INTERNATIONALS

LINEOUTS WON (INC. STEALS)

		Games	Total	
1	W. Dearn	Japan	9	49
2	F. Ruzza	Italy	9	46
3	M. Itoje	England	10	41
4	E. Etzebeth	South Africa	10	38
5	R. Nortje	South Africa	5	34
5	J. Gonzalez	Argentina	7	34
7	A. Beard	Wales	6	32
8	N. Frost	Australia	7	31
9	S. Cummings	Scotland	8	29
9	L. Salakaia-Loto	Australia	8	29
9	D. Jenkins	Wales	7	29

		Minutes	Per 80*	
1	R. Nortje	South Africa	369	7.4
2	F. Ruzza	Italy	532	6.9
3	A. Beard	Wales	399	6.4
4	L. Salakaia-Loto	Australia	387	6.0
5	J. Gonzalez	Argentina	471	5.8
6	W. Dearn	Japan	695	5.6
7	N. Frost	Australia	476	5.2
8	F. Molina	Argentina	421	5.1
9	O. Chessum	England	331	5.1
10	E. Etzebeth	South Africa	623	4.9

LINEOUT STEALS

		Games	Total	
1	W. Dearn	Japan	9	8
2	M. Derenalagi	Fiji	7	6
3	L. Salakaia-Loto	Australia	8	5
3	T. Vaa'i	New Zealand	11	5
5	M. Itoje	England	10	4
5	E. Etzebeth	South Africa	10	4
5	P. du Toit	South Africa	9	4
5	S. Cummings	Scotland	8	4
5	N. Frost	Australia	7	4
5	J. Moro	Argentina	1	4

		Minutes	Per 80*	
1	L. Salakaia-Loto	Australia	387	1.0
2	M. Derenalagi	Fiji	475	1.0
3	W. Dearn	Japan	695	0.9
4	P. Tuipulotu	New Zealand	276	0.9
5	O. Chessum	England	331	0.7
6	E. Ashman	Scotland	334	0.7
7	N. Frost	Australia	476	0.7
8	J. Ryan	Ireland	252	0.6
9	T. Vaa'i	New Zealand	642	0.6
10	S. Cummings	Scotland	542	0.6

LINEOUT THROWS WON

		Games	Total	
1	J. George	England	10	94
2	C. Taylor	New Zealand	9	81
3	M. Harada	Japan	9	71
4	J. Montoya	Argentina	8	67
5	T. Ikanivere	Fiji	8	66
6	B. Mbonambi	South Africa	8	61
7	M. Faessler	Australia	8	58
8	G. Nicotera	Italy	8	57
9	M. Marx	South Africa	10	55
9	A. Aumua	New Zealand	12	55

LINEOUT SUCCESS RATE**

		Games	Total*	
1	E. Dee	Wales	5	96.2%
2	I. Ruiz	Argentina	9	92.5%
3	J. George	England	10	91.3%
4	M. Harada	Japan	9	89.9%
5	D. Lake	Wales	4	89.8%
6	B. Mbonambi	South Africa	8	89.7%
7	P. Mauvaka	France	6	89.1%
8	D. Sheehan	Ireland	6	88.7%
9	J. Montoya	Argentina	8	88.2%
10	M. Faessler	Australia	8	87.9%

*Minimum 240 minutes played **Minimum 2 lineout throws / 80



IRELAND



ARGENTINA

PLAYER RANKINGS - TACKLES & TURNOVERS

2024 INTERNATIONALS

SUCCESSFUL TACKLES

			Games	Total
1	M. Lamaro	Italy	9	155
2	B. Earl	England	10	136
3	R. Darge	Scotland	9	132
4	T. Reffell	Wales	8	123
5	M. Itoje	England	10	120
6	A. Savea	New Zealand	11	117
7	N. Cannone	Italy	9	115
7	D. Jenkins	Wales	7	115
9	H. Wilson	Australia	8	109
10	S. Barrett	New Zealand	9	107

			Minutes	Per 80*
1	G. Lucchesi	Italy	352	19.3
2	C. Tizzano	Australia	307	19.3
3	R. Vintcent	Italy	364	18.2
4	C. Cunningham-South England		386	18.2
5	J. Ryan	Ireland	252	18.1
6	M. Lamaro	Italy	687	18.0
7	L. Cannone	Italy	365	18.0
8	M. Zuliani	Italy	249	17.7
9	R. Darge	Scotland	600	17.6
10	D. Jenkins	Wales	530	17.4

DOMINANT TACKLES

			Games	Total
1	R. Darge	Scotland	9	17
1	T. Menoncello	Italy	9	17
3	P. Schoeman	Scotland	10	15
4	M. Lamaro	Italy	9	13
5	N. Cannone	Italy	9	12
5	T. Freeman	England	10	12
7	M. Kremer	Argentina	8	11
7	W. Dearn	Japan	9	11
9	M. Itoje	England	10	10
9	S. Cummings	Scotland	8	10

TACKLE SUCCESS RATE**

			Minutes	%*
1	G. Gilchrist	Scotland	451	100.0%
2	E. Dee	Wales	298	97.9%
3	S. Negri	Italy	245	94.4%
4	E. Bello	Argentina	256	93.8%
5	J. Dempsey	Scotland	469	93.5%
6	M. Leitch	Japan	240	92.9%
7	L. Cannone	Italy	365	92.1%
8	P. Schoeman	Scotland	517	92.0%
9	Z. Fagerson	Scotland	466	91.9%
10	R. Darge	Scotland	600	91.7%

TURNOVERS WON

			Games	Total
1	W. Dearn	Japan	9	12
2	M. Derenalagi	Fiji	7	10
2	T. Vaa'i	New Zealand	11	10
4	M. Itoje	England	10	9
4	T. Reffell	Wales	8	9
6	S. Barrett	New Zealand	9	7
6	A. Savea	New Zealand	11	7
6	T. Beirne	Ireland	7	7
6	G. Lucchesi	Italy	9	7
10	P. Tuipulotu	New Zealand	6	6
10	P. du Toit	South Africa	9	6
10	S. Underhill	England	8	6
10	F. McReight	Australia	6	6
10	N. Frost	Australia	7	6

			Minutes	Per 80*
1	P. Tuipulotu	New Zealand	276	1.7
2	M. Derenalagi	Fiji	475	1.7
3	G. Lucchesi	Italy	352	1.6
4	W. Dearn	Japan	695	1.4
5	M. Zuliani	Italy	249	1.3
6	T. Reffell	Wales	571	1.3
7	T. Vaa'i	New Zealand	642	1.2
8	C. Ratima	New Zealand	366	1.1
9	E. Blackadder	New Zealand	309	1.0
10	L. Salakaia-Loto	Australia	387	1.0

*Minimum 240 minutes played **Minimum 5 tackles / 80



PLAYER RANKINGS - DISCIPLINE

2024 INTERNATIONALS

PENS CONCEDED

		Games	Total
1	J. Slipper	Australia	7
1	S. Cane	New Zealand	7
1	D. van der Merwe	Scotland	7
1	K. Smith	South Africa	7
1	T. Tupou	Australia	7
1	J. Barrett	New Zealand	7
1	H. Wilson	Australia	7
1	S. Tawake	Fiji	7
1	J. Gonzalez	Argentina	7
1	H. Hetet	Fiji	7
1	G. Brown	Scotland	4
1	S. Takeuchi	Japan	9
1	R. Vintcent	Italy	7
1	W. Sittiti	New Zealand	8

		Minutes	Per 80*
1	J. Sclavi	Argentina	321
2	H. Hetet	Fiji	261
3	G. Lucchesi	Italy	352
4	A. Porter	Ireland	513
5	J. Ryan	Ireland	252
6	T. Tupou	Australia	300
7	Z. Fagerson	Scotland	466
8	S. Waqa	Japan	286
9	I. Ruiz	Argentina	291
10	M. Zuliani	Italy	249

CARDS

		Games	Yellows
1	K. Arendse	South Africa	3
2	A. Kellaway	Australia	10
2	P. O'Mahony	Ireland	2
2	A. Lienert-Brown	New Zealand	12
2	C. Clarke	New Zealand	7
2	A. Fassi	South Africa	6
2	E. Ashman	Scotland	9
8	E. Daly	England	5
8	U. Atonio	France	5
8	W. Le Roux	South Africa	5
8	O. Tu'ungafasi	New Zealand	9
8	J. Wiese	South Africa	5
8	D. van der Merwe	Scotland	9
8	M. Marx	South Africa	10
8	J. Kriel	South Africa	9

		Games	Reds
1	P. Matera	Argentina	9
1	J. Danty	France	3
1	A. Esterhuizen	South Africa	3
1	P. Willemse	France	1
1	C. Ewels	England	1
1	A. Cocagi	Fiji	1
1	S. Cummings	Scotland	8
1	F. Daugunu	Australia	4
1	S. Radradra	Fiji	2
1	K. Shimokawa	Japan	7

*Minimum 240 minutes played



IRELAND



ARGENTINA

PLAYER COMPARISON
2024 INTERNATIONALS
IRELAND & ARGENTINA

PLAYER COMPARISON - POINTS

2024 INTERNATIONALS

POINTS							
IRELAND			ARGENTINA				
		Games	Total				
1	J. Crowley	8	79	1	T. Albornoz	10	83
2	D. Sheehan	6	25	2	S. Carreras	9	55
3	J. Lowe	8	20	3	M. Carreras	9	25
4	C. Frawley	6	11	4	J. Mallia	7	20
5	C. Murray	7	10	5	I. Mendy	1	15
5	T. Beirne	7	10	5	J. Oviedo	9	15
5	C. Nash	7	10				

TRIES							
IRELAND			ARGENTINA				
		Games	Total				
1	D. Sheehan	6	5	1	M. Carreras	9	5
2	J. Lowe	8	4	2	J. Mallia	7	4
3	C. Murray	7	2	3	T. Albornoz	10	3
3	T. Beirne	7	2	3	I. Mendy	1	3
3	C. Nash	7	2	3	J. Oviedo	9	3

GOAL KICKING*									
IRELAND			ARGENTINA						
	Made	Missed	%						
1	J. Crowley	30	10	75.0%	1	S. Carreras	18	2	90.0%
					2	T. Albornoz	31	11	73.8%

*Minimum 5 Kicks at Goal

PLAYER COMPARISON - CARRIES

2024 INTERNATIONALS

CARRIES							
IRELAND			ARGENTINA				
		Games	Total				
1	C. Doris	8	94	1	P. Matera	9	87
2	J. Lowe	8	72	1	J. Oviedo	9	87
3	B. Aki	6	66	3	J. Mallia	7	72
4	R. Henshaw	7	58	4	M. Carreras	9	71
4	J. Crowley	8	58	5	T. Albornoz	10	66

METRES							
IRELAND			ARGENTINA				
		Games	Total				
1	J. Lowe	8	696.7	1	M. Carreras	9	739.2
2	C. Doris	8	466.9	2	T. Albornoz	10	710.3
3	B. Aki	6	461.4	3	J. Mallia	7	538.4
4	C. Nash	7	340.9	4	J. Oviedo	9	534.7
5	R. Henshaw	7	334.0	5	S. Carreras	9	522.6

DEFENDERS BEATEN							
IRELAND			ARGENTINA				
		Games	Total				
1	J. Lowe	8	22	1	M. Carreras	9	29
2	R. Henshaw	7	15	2	T. Albornoz	10	23
3	B. Aki	6	14	3	B. Delguy	6	18
3	C. Nash	7	14	4	J. Mallia	7	17
5	C. Doris	8	13	4	J. Oviedo	9	17

PLAYER COMPARISON - PASSING

2024 INTERNATIONALS

PASSES

IRELAND			ARGENTINA				
	Games	Total		Games	Total		
1	J. Gibson-Park	6	385	1	G. Bertranou	9	419
2	J. Crowley	8	202	2	T. Albornoz	10	158
3	C. Casey	2	149	3	L. Bazan Velez	6	147
4	C. Murray	7	137	4	G. Garcia	5	128
5	J. Lowe	8	58	5	S. Carreras	9	86

PASSING ACCURACY%**

IRELAND			ARGENTINA				
	Games	Total		Games	Total		
1	C. Casey	2	97.3%	1	G. Bertranou	9	96.9%
2	J. Gibson-Park	6	96.9%	2	G. Garcia	5	96.1%
3	J. Crowley	8	95.0%	3	L. Bazan Velez	6	93.9%
4	C. Murray	7	94.9%	4	T. Albornoz	10	91.8%

OFFLOADS

IRELAND			ARGENTINA				
	Games	Total		Games	Total		
1	J. Lowe	8	12	1	J. Mallia	7	10
2	R. Henshaw	7	6				
2	J. Crowley	8	6	1	J. Oviedo	9	10
4	S. McCloskey	3	3				
4	C. Nash	7	3	3	S. Carreras	9	5
4	C. Doris	8	3				
4	R. Kelleher	8	3	3	S. Chocobares	8	5
4	J. McCarthy	8	3				
				3	L. Cinti	7	5

PLAYER COMPARISON - KICKS

2024 INTERNATIONALS

KICKS IN PLAY

IRELAND			ARGENTINA		
	Games	Total		Games	Total
1 J. Crowley	8	58	1 T. Albornoz	10	70
2 J. Lowe	8	54	2 S. Carreras	9	53
3 J. Gibson-Park	6	39	3 G. Bertranou	9	29
4 C. Casey	2	17	4 J. Mallia	7	25
5 C. Murray	7	14	5 S. Cordero	4	9
			5 L. Bazan Velez	6	9
			5 G. Garcia	5	9
			5 M. Carreras	9	9

KICKING METRES

IRELAND			ARGENTINA		
	Games	Total		Games	Total
1 J. Lowe	8	2,178.8	1 T. Albornoz	10	2,575.9
2 J. Crowley	8	1,392.2	2 S. Carreras	9	1,955.5
3 J. Gibson-Park	6	993.0	3 J. Mallia	7	955.6
4 C. Casey	2	392.2	4 G. Bertranou	9	627.5
5 H. Keenan	4	377.1	5 S. Cordero	4	294.5

METRES / KICKS IN PLAY**

IRELAND			ARGENTINA		
	Games	Avg*		Games	Avg*
1 H. Keenan	4	41.9	1 J. Mallia	7	38.2
2 J. Lowe	8	40.3	2 S. Carreras	9	36.9
3 J. Gibson-Park	6	25.5	3 T. Albornoz	10	36.8
4 J. Crowley	8	24.0	4 B. Delguy	6	35.7
			5 L. Cinti	7	30.8

*Minimum 240 minutes played **Minimum 2 Kicks / 80min

PLAYER COMPARISON - LINEOUTS

2024 INTERNATIONALS

LINEOUTS WON (INC. STEALS)

IRELAND			ARGENTINA		
	Games	Total		Games	Total
1 T. Beirne	7	25	1 J. Gonzalez	7	34
2 R. Baird	7	14	2 F. Molina	10	27
3 P. O'Mahony	7	13	3 P. Matera	9	24
4 J. McCarthy	8	11	4 M. Alemanno	4	16
5 C. Doris	8	9	5 J. Moro	1	8

LINEOUT STEALS

IRELAND			ARGENTINA		
	Games	Total		Games	Total
1 T. Beirne	7	3	1 J. Moro	1	4
2 J. Ryan	6	2	2 G. Bertranou	9	2
3 R. Kelleher	8	1	2 F. Molina	10	2
3 R. Baird	7	1	4 A. Creevy	2	1
3 J. McCarthy	8	1	4 P. Matera	9	1
			4 G. Petti	3	1

LINEOUT THROWS WON

IRELAND			ARGENTINA		
	Games	Total		Games	Total
1 D. Sheehan	6	47	1 J. Montoya	8	67
2 R. Kelleher	8	35	2 I. Ruiz	9	49
3 R. Herring	2	5	3 A. Creevy	2	4
			3 I. Calles	4	4
			5 J. Mallia	7	2

PLAYER COMPARISON - TACKLES

2024 INTERNATIONALS

SUCCESSFUL TACKLES							
IRELAND			ARGENTINA				
		Games	Total				
1	C. Doris	8	80	1	M. Kremer	8	102
2	T. Beirne	7	71	2	J. Oviedo	9	93
3	J. van der Flier	8	69	3	T. Gallo	10	89
4	A. Porter	8	63	4	P. Rubiolo	8	84
5	J. McCarthy	8	61	5	S. Chocobares	8	76

DOMINANT TACKLES							
IRELAND			ARGENTINA				
		Games	Total				
1	J. McCarthy	8	8	1	M. Kremer	8	11
2	J. Ryan	6	7	2	P. Rubiolo	8	10
3	C. Nash	7	6	3	P. Matera	9	9
4	B. Aki	6	5	4	L. Cinti	7	8
4	T. Furlong	6	5	4	J. Gonzalez	7	8
4	C. Doris	8	5	4	J. Oviedo	9	8

TURNOVERS WON							
IRELAND			ARGENTINA				
		Games	Total				
1	T. Beirne	7	7	1	P. Matera	9	5
2	J. Lowe	8	4	2	G. Bertranou	9	4
2	C. Doris	8	4	2	J. Moro	1	4
4	J. van der Flier	8	3	4	J. Montoya	8	3
4	J. Ryan	6	3	4	F. Molina	10	3
4	R. Kelleher	8	3	4	J. Oviedo	9	3
4	J. McCarthy	8	3				

PLAYER COMPARISON - DISCIPLINE

2024 INTERNATIONALS

PENS CONCEDED

IRELAND			ARGENTINA		
	Games	Total		Games	Total
1 A. Porter	8	13	1 T. Gallo	10	10
2 J. McCarthy	8	9	2 J. Sclavi	7	9
3 J. Ryan	6	6	3 M. Carreras	9	8
4 J. Lowe	8	5	4 J. Gonzalez	7	7
4 T. Furlong	6	5	5 J. Montoya	8	6
4 F. Bealham	7	5	5 I. Ruiz	9	6

YELLOW CARDS

IRELAND			ARGENTINA		
	Games	Total		Games	Total
1 P. O'Mahony	7	2	1 S. Carreras	9	1
2 T. Beirne	7	1	1 M. Carreras	9	1
2 J. Ryan	6	1	1 J. Gonzalez	7	1
2 C. Doris	8	1			
2 R. Kelleher	8	1			
2 H. Byrne	2	1			

RED CARDS

IRELAND			ARGENTINA		
	Games	Total		Games	Total
			1 P. Matera	9	1