Insights by Sage

PREVIEW REPORT

FRANCE - NEW ZEALAND

2024 AUTUMN NATIONS SERIES
ROUND 3
16/11/2024

FRANCE RUGBY

FRANCE vs NEW ZEALAND

2024 AUTUMN NATIONS SERIES

ALL BLACKS

OPTA FACTS

- France have won back-to-back games against the All Blacks (2021, 2023), only once before have they won three on the bounce against New Zealand (1994-95), prior to this run they'd lost 14 on the trot against them.

- The last clash between France and New Zealand came on the opening night of the 2023 Rugby World Cup in Paris, the hosts extending a 9-8 half-time lead to win by 14 points (27-13), their joint second biggest margin of victory against the All Blacks, after their 15-point win in 2021 (40-25, also 14-points in 1994, 22-8).

- France have lost just one of their last eight Test matches (W6 D1), a 25-33 defeat to Argentina in June, and won their most recent by a margin of 40 points against Japan (52-12) – Les Blues have scored at least one try in each of their last 79 Tests, since a 12-35 loss to South Africa in June 2017.

- New Zealand have won each of their last five Test matches, scoring 13 more tries (23) than they've conceded (10) over that stretch, they will be aiming to win six consecutive games for the first time since September – November 2022 (W6).

- New Zealand have lost just one of their last eight Test matches against European sides in Europe (W6 D1), however, that sole defeat came against France in Saint-Denis during last year's World Cup (13-27).

- France made the most offloads of any team in the last round of Autumn Nations Series fixtures (15), while no team made more line breaks than Les Bleus (13, level with Australia), however, New Zealand conceded just one line break against Ireland, the fewest of any side last weekend.

- Only Scotland (91%) have a higher tackle success rate than France (88%) or New Zealand (87%) of men's Tier 1 nations this year, while New Zealand have evaded a greater share of the tackles they've faced than any other nation (26%), with France ranking third (24%).

- Only three players have averaged 2+ successful offloads per 80 minutes in men's Tier 1 rugby this year (min. 240 minutes played), all of whom could feature in this game: France's Damian Penaud (2.2) as well as New Zealand duo Sevu Reece and Wallace Sititi (2.1 each).

- Of the 216 players to have featured for 240+ minutes in men's Tier 1 rugby this year, New Zealand's Mark Tele'a (5.8) and France's Damian Penaud (5.4) are the only two to have beaten 5+ defenders per 80 minutes, while France's Louis Bielle-Biarrey ranks first for line breaks per 80 minutes (2.5) with Penaud in third (2.2) and Tele'a fifth (1.8).

- Damian McKenzie has assisted 29 line breaks for New Zealand in 2024, over twice as many as any other player in men's Tier 1 rugby this year, while Antoine Dupont assisted six for France against Japan last weekend, twice as many as any other player in the most recent round of Autumn Nations Series fixtures.

MATCH SQUADS

2024 AUTUMN NATIONS SERIES

France	#	New Zealand
Romain Buros	15	Will Jordan
Gabin Villiere	14	Sevu Reece
Gael Fickou	13	Rieko Ioane
Yoram Moefana	12	Jordie Barrett
Louis Bielle-Biarrey	11	Caleb Clarke
Thomas Ramos	10	Beauden Barrett
Antoine Dupont	9	Cam Roigard
Jean-Baptiste Gros	1	Tamaiti Williams
Peato Mauvaka	2	Codie Taylor
Tevita Tatafu	3	Tyrel Lomax
Thibaud Flament	4	Scott Barrett
Emmanuel Meafou	5	Tupou Vaa'i
Paul Boudehent	6	Samipeni Finau
Alexandre Roumat	7	Ardie Savea
Gregory Alldritt	8	Wallace Sititi
Julien Marchand	16	Asafo Aumua
Reda Wardi	17	Ofa Tu'ungafasi
Georges-Henri Colombe	18	Pasilio Tosi
Romain Taofifenua	19	Patrick Tuipulotu
Mickael Guillard	20	Peter Lakai
Charles Ollivon	21	Cortez Ratima
Nolann Le Garrec	22	Anton Lienert-Brown
Emilien Gailleton	23	Damian McKenzie

FRANCE MATCH SQUAD DETAILS

2024 AUTUMN NATIONS SERIES

FRANCE RUGBY

#	Player	Age	Height	Weight	Caps	Points	Tries
15	Romain Buros	27	187	90	0	0	0
14	Gabin Villiere	28	180	88	16	35	7
13	Gael Fickou	30	190	99	90	85	17
12	Yoram Moefana	24	182	97	28	20	4
11	Louis Bielle-Biarrey	21	184	79	11	30	6
10	Thomas Ramos	29	178	87	36	337	5
9	Antoine Dupont	27	175	85	52	65	13
1	Jean-Baptiste Gros	25	187	110	29	0	0
2	Peato Mauvaka	27	184	112	34	45	9
3	Tevita Tatafu	22	178	126	0	0	0
4	Thibaud Flament	27	203	116	26	25	5
5	Emmanuel Meafou	26	203	145	2	0	0
6	Paul Boudehent	24	192	107	11	0	0
7	Alexandre Roumat	27	198	110	4	0	0
8	Gregory Alldritt	27	191	113	49	20	4
16	Julien Marchand	29	181	110	38	5	1
17	Reda Wardi	29	185	110	15	0	0
18	Georges-Henri Colombe	26	193	142	4	5	1
19	Romain Taofifenua	34	203	138	52	15	3
20	Mickael Guillard	23	197	112	2	0	0
21	Charles Ollivon	31	199	114	44	80	16
22	Nolann Le Garrec	22	175	75	5	10	2
23	Emilien Gailleton	21	185	89	3	5	1

NEW ZEALAND MATCH SQUAD DETAILS

2024 AUTUMN NATIONS SERIES

ALL BLACKS

#	Player	Age	Height	Weight	Caps	Points	Tries
15	Will Jordan	26	188	94	39	185	37
14	Sevu Reece	27	179	87	31	90	18
13	Rieko Ioane	27	189	103	79	185	37
12	Jordie Barrett	27	196	96	67	297	25
11	Caleb Clarke	25	184	107	27	65	13
10	Beauden Barrett	33	187	91	132	751	44
9	Cam Roigard	23	183	88	8	25	5
1	Tamaiti Williams	24	196	140	17	15	3
2	Codie Taylor	33	183	108	94	105	21
3	Tyrel Lomax	28	192	127	42	0	0
4	Scott Barrett	30	197	111	78	35	7
5	Tupou Vaa'i	24	198	118	36	15	3
6	Samipeni Finau	25	193	115	7	10	2
7	Ardie Savea	31	190	99	92	140	28
8	Wallace Sititi	22	187	113	8	0	0
16	Asafo Aumua	27	177	108	18	10	2
17	Ofa Tu'ungafasi	32	195	122	66	5	1
18	Pasilio Tosi	26	193	140	6	5	1
19	Patrick Tuipulotu	31	198	120	49	35	7
20	Peter Lakai	21	186	108	1	0	0
21	Cortez Ratima	23	179	87	10	5	1
22	Anton Lienert-Brown	29	185	96	82	75	15
23	Damian McKenzie	29	177	78	59	299	21

MATCH SQUAD - SQUAD COMPARISON

2024 AUTUMN NATIONS SERIES

CAPS - TOTAL

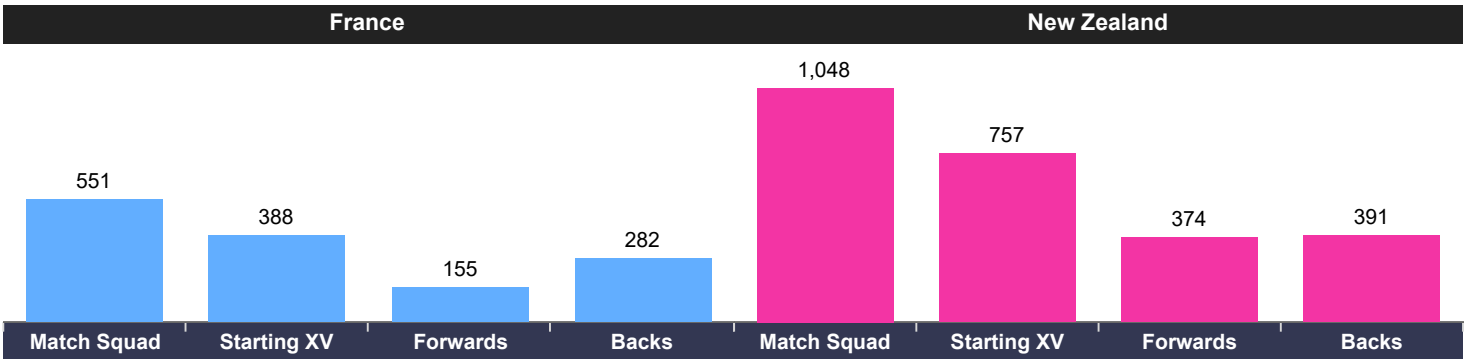

AGE - AVERAGES

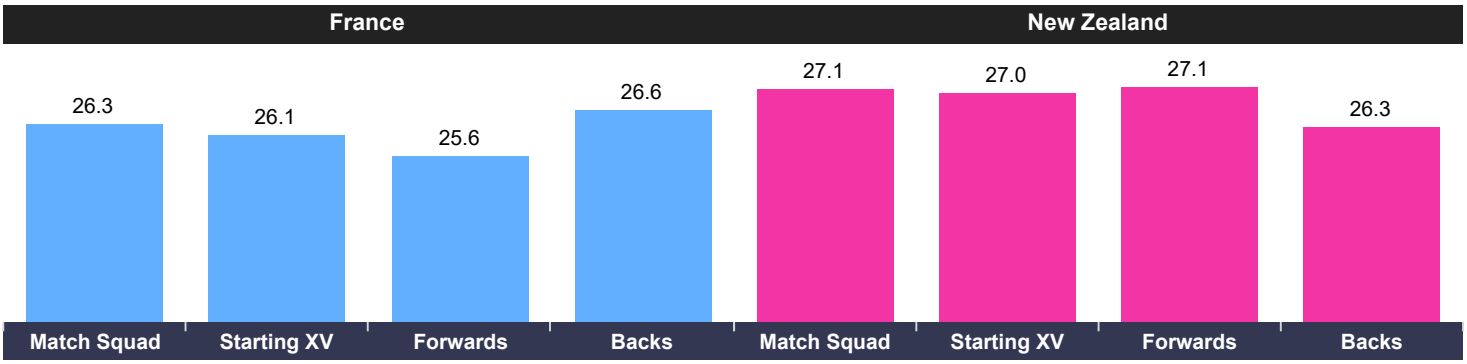

HEIGHT - AVERAGES

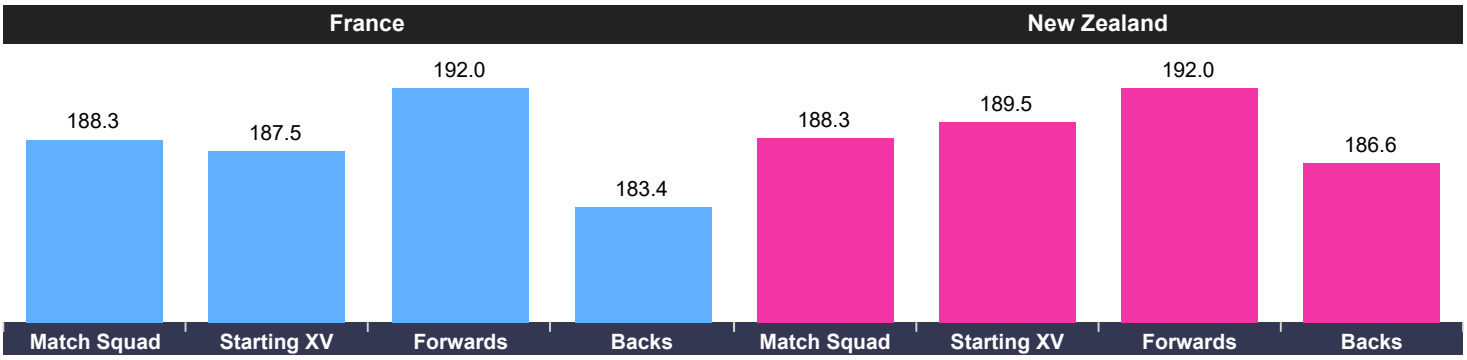

WEIGHT - AVERAGES

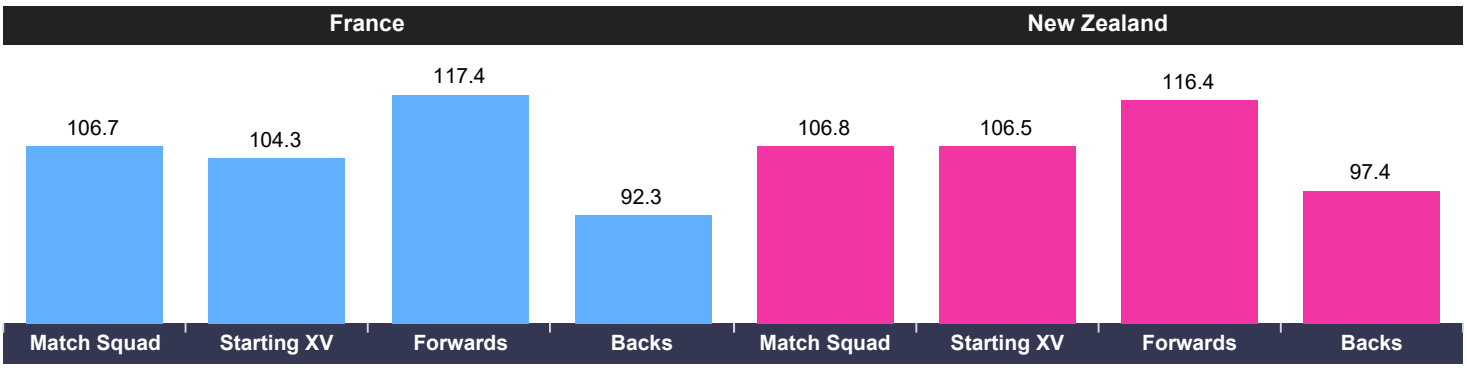

LAST MATCH DETAILS

FRANCE — Autumn Nations Series v Japan (09/11/2024) 52-12 (W)

#	Player	Minutes	Points	Tries	Ball Carries	Kicks	Tackles	Cards
15	Leo Barre	51	0	0	8	6	5	0
14	Theo Attissogbe	73	0	0	8	1	10	0
13	Emilien Gailleton	55	5	1	4	1	12	0
12	Yoram Moefana	80	0	0	9	0	16	0
11	Louis Bielle-Biarrey	80	10	2	13	3	9	0
10	Thomas Ramos	80	12	0	7	7	12	0
9	Antoine Dupont	65	0	0	11	12	8	0
1	Jean-Baptiste Gros	52	5	1	3	0	17	0
2	Peato Mauvaka	80	5	1	8	0	30	0
3	Tevita Tatafu	51	0	0	3	0	14	0
4	Thibaud Flament	33	0	0	4	0	10	0
5	Emmanuel Meafou	51	0	0	14	0	10	0
6	Francois Cros	41	0	0	4	1	11	0
7	Alexandre Roumat	80	5	1	9	0	19	0
8	Gregory Alldritt	80	0	0	7	0	25	0
16	Julien Marchand	29	0	0	3	0	8	0
17	Reda Wardi	28	0	0	2	0	7	0
18	Georges-Henri Colombe	29	0	0	2	0	9	0
19	Mickael Guillard	40	0	0	4	0	13	0
20	Paul Boudehent	47	10	2	5	0	20	0
21	Maxime Lucu	15	0	0	1	2	5	0
22	Matthieu Jalibert	29	0	0	4	1	7	0
23	Gael Fickou	25	0	0	4	0	3	0
	Team Toal	**-**	**52**	**8**	**137**	**34**	**280**	**0**

NEW ZEALAND — Autumn Nations Series v Ireland (08/11/2024) 13-23 (W)

#	Player	Minutes	Points	Tries	Ball Carries	Kicks	Tackles	Cards
15	Will Jordan	80	5	1	16	3	2	0
14	Mark Tele'a	80	0	0	7	0	8	0
13	Rieko Ioane	80	0	0	7	0	8	0
12	Jordie Barrett	69	0	0	9	3	10	1
11	Caleb Clarke	70	0	0	7	1	5	0
10	Damian McKenzie	80	18	0	13	11	7	0
9	Cortez Ratima	51	0	0	4	4	7	0
1	Tamaiti Williams	59	0	0	2	0	7	0
2	Asafo Aumua	79	0	0	7	0	9	0
3	Tyrel Lomax	59	0	0	7	0	5	0
4	Scott Barrett	80	0	0	4	0	11	0
5	Tupou Vaa'i	57	0	0	4	0	3	0
6	Wallace Sititi	80	0	0	13	0	5	0
7	Sam Cane	72	0	0	3	0	10	0
8	Ardie Savea	80	0	0	7	0	12	0
16	George Bell	1	0	0	1	0	0	0
17	Ofa Tu'ungafasi	21	0	0	1	0	5	0
18	Pasilio Tosi	21	0	0	2	0	1	0
19	Patrick Tuipulotu	23	0	0	3	0	2	0
20	Samipeni Finau	8	0	0	0	0	4	0
21	Cam Roigard	29	0	0	1	5	5	0
22	Anton Lienert-Brown	10	0	0	0	0	2	0
23	Stephen Perofeta	0	0	0	0	0	0	0
	Team Toal	**-**	**23**	**1**	**118**	**27**	**128**	**1**

HEAD TO HEAD

All Time

	Games	France Wins	Draws	New Zealand Wins
Overall:	63	14	1	48
France at Home:	28	8	1	19
New Zealand at Home:	31	4	0	27
Neutral Venue:	4	2	0	2

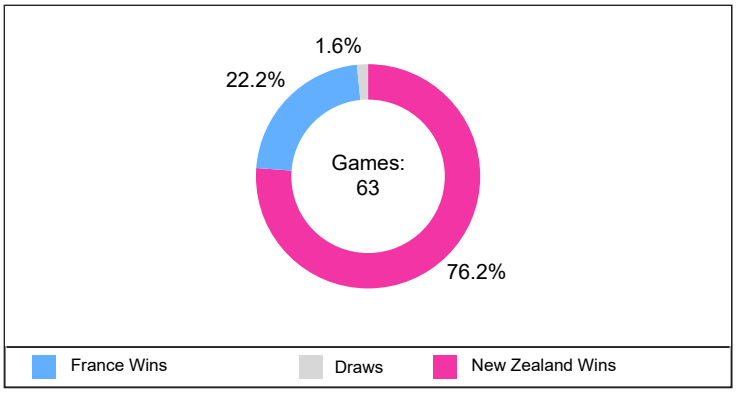

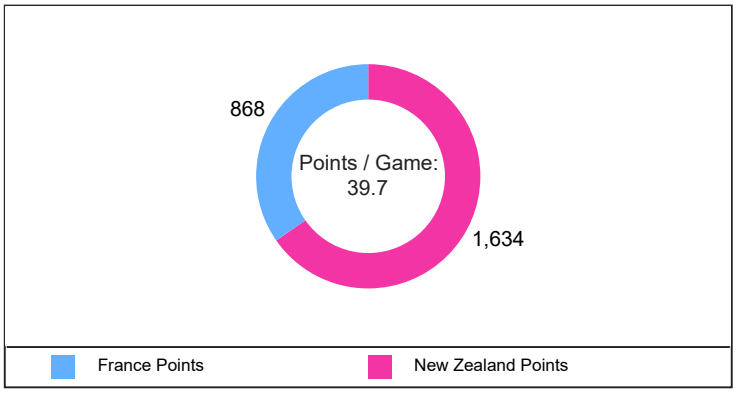

LAST 10 MEETINGS

Year	Date	Team	Score	Opposition	Venue	Winner
2023	08/09/2023	France	27-13	New Zealand	Stade de France	France
2021	20/11/2021	France	40-25	New Zealand	Stade de France	France
2018	23/06/2018	New Zealand	49-14	France	Dunedin	New Zealand
2018	16/06/2018	New Zealand	26-13	France	Wellington	New Zealand
2018	09/06/2018	New Zealand	52-11	France	Auckland	New Zealand
2017	11/11/2017	France	18-38	New Zealand	Stade de France	New Zealand
2016	26/11/2016	France	19-24	New Zealand	Stade de France	New Zealand
2015	17/10/2015	France	13-62	New Zealand	Principality Stadium	New Zealand
2013	09/11/2013	France	19-26	New Zealand	Stade de France	New Zealand
2013	22/06/2013	New Zealand	24-9	France	New Plymouth	New Zealand

RESULTS

Since 2023

FRANCE

Date	Opponent	Comp	H/A	Result	F	A	TF	TA
05/02/2023	Italy	Six Nations	A	W	29	24	4	2
11/02/2023	Ireland	Six Nations	A	L	19	32	1	4
26/02/2023	Scotland	Six Nations	H	W	32	21	4	3
11/03/2023	England	Six Nations	A	W	53	10	7	1
18/03/2023	Wales	Six Nations	H	W	41	28	5	4
05/08/2023	Scotland	International	A	L	21	25	3	3
12/08/2023	Scotland	International	H	W	30	27	3	4
19/08/2023	Fiji	International	H	W	34	17	3	2
27/08/2023	Australia	International	H	W	41	17	4	3
08/09/2023	New Zealand	RWC	H	W	27	13	2	2
14/09/2023	Uruguay	RWC	H	W	27	12	3	2
21/09/2023	Namibia	RWC	H	W	96	0	14	0
06/10/2023	Italy	RWC	H	W	60	7	8	1
15/10/2023	South Africa	RWC	H	L	28	29	3	4
02/02/2024	Ireland	Six Nations	H	L	17	38	2	5
10/02/2024	Scotland	Six Nations	A	W	20	16	2	1
25/02/2024	Italy	Six Nations	H	D	13	13	1	1
10/03/2024	Wales	Six Nations	A	W	45	24	5	3
16/03/2024	England	Six Nations	H	W	33	31	3	4
06/07/2024	Argentina	International	A	W	28	13	3	2
10/07/2024	Uruguay	International	A	W	43	28	4	4
13/07/2024	Argentina	International	A	L	25	33	3	5
09/11/2024	Japan	Autumn Nations Series	H	W	52	12	8	2
		Average			**30.9**	**22.6**	**3.4**	**3.0**

NEW ZEALAND

Date	Opponent	Comp	H/A	Result	F	A	TF	TA
08/07/2023	Argentina	The Rugby Championship	A	W	41	12	7	2
15/07/2023	South Africa	The Rugby Championship	H	W	35	20	4	3
29/07/2023	Australia	The Rugby Championship	A	W	38	7	6	1
05/08/2023	Australia	International	H	W	23	20	2	2
25/08/2023	South Africa	International	H	L	7	35	1	5
08/09/2023	France	RWC	A	L	13	27	2	2
15/09/2023	Namibia	RWC	H	W	71	3	11	0
29/09/2023	Italy	RWC	H	W	96	17	14	2
05/10/2023	Uruguay	RWC	H	W	73	0	11	0
14/10/2023	Ireland	RWC	A	W	28	24	3	3
20/10/2023	Argentina	RWC	A	W	44	6	7	0
28/10/2023	South Africa	RWC	H	L	11	12	1	0
06/07/2024	England	International	H	W	16	15	2	2
13/07/2024	England	International	H	W	24	17	2	2
20/07/2024	Fiji	International	H	W	47	5	7	1
10/08/2024	Argentina	The Rugby Championship	H	L	30	38	3	4
17/08/2024	Argentina	The Rugby Championship	H	W	42	10	6	1
31/08/2024	South Africa	The Rugby Championship	A	L	27	31	4	3
07/09/2024	South Africa	The Rugby Championship	A	L	12	18	0	2
21/09/2024	Australia	The Rugby Championship	A	W	31	28	4	4
28/09/2024	Australia	The Rugby Championship	H	W	33	13	5	1
26/10/2024	Japan	International	A	W	64	19	10	3
02/11/2024	England	Autumn Nations Series	A	W	24	22	3	1
08/11/2024	Ireland	Autumn Nations Series	A	W	23	13	1	1
		Average			**28.8**	**20.3**	**3.6**	**2.3**

FORM - FRANCE

All Competitions

FRANCE

Record	Date	Opponent	Comp	Score	Days Since	Games Since
Last Win	09/11/2024	Japan	Autumn Nations Series	52-12	5	0
Last Loss	13/07/2024	Argentina	International	25-33	124	1
Last Home Win	09/11/2024	Japan	Autumn Nations Series	52-12	5	0
Last Home Loss	02/02/2024	Ireland	Six Nations	17-38	286	8
Last Away Win	10/07/2024	Uruguay	International	43-28	127	2
Last Away Loss	13/07/2024	Argentina	International	25-33	124	1

NEW ZEALAND

Record	Date	Opponent	Comp	Score	Days Since	Games Since
Last Win	08/11/2024	Ireland	Autumn Nations Series	23-13	6	0
Last Loss	07/09/2024	South Africa	The Rugby Championship	12-18	68	5
Last Home Win	28/09/2024	Australia	The Rugby Championship	33-13	47	3
Last Home Loss	10/08/2024	Argentina	The Rugby Championship	30-38	96	8
Last Away Win	08/11/2024	Ireland	Autumn Nations Series	23-13	6	0
Last Away Loss	07/09/2024	South Africa	The Rugby Championship	12-18	68	5

LAST MEETING - STATISTICS

France 27-13 New Zealand (2023-09-08 - Rugby World Cup)		
France		New Zealand
2	Tries	2
1	Conversions	0
5	Penalty Goals	1
104	Ball Carries	113
11	Offloads	7
8	Line Breaks	6
16	Defenders Beaten	32
668	Carry Metres	951
167	Total Tackles	109
32	Missed Tackle	16
5	Turnovers Won	2
10	Turnover Conceded	13
13	Lineouts Won	10
1	Lineouts Lost	1
4	Total Penalties Conceded	12
44	Kicks in Play	39

#	Player	Minutes Played	Tries	Points	Ball Carries	Defenders Beaten	Tackles	Tackles - Success	Turnovers Won	Pens Conceded
15	Thomas Ramos	75	0	17	13	1	4	3	0	0
14	Damian Penaud	80	1	5	8	6	15	8	0	0
13	Gael Fickou	80	0	0	7	0	17	14	0	0
12	Yoram Moefana	57	0	0	7	0	7	4	0	0
11	Gabin Villiere	80	0	0	7	0	6	5	0	1
10	Matthieu Jalibert	80	0	0	6	0	12	6	0	1
9	Antoine Dupont	75	0	0	11	0	6	6	0	0
1	Reda Wardi	53	0	0	2	3	8	5	0	0
2	Julien Marchand	12	0	0	1	0	0	0	1	0
3	Uini Atonio	53	0	0	0	0	4	2	0	0
4	Cameron Woki	49	0	0	2	0	7	5	0	0
5	Thibaud Flament	80	0	0	7	1	10	7	0	1
6	Francois Cros	62	0	0	5	0	14	11	0	1
7	Charles Ollivon	80	0	0	5	1	16	15	1	0
8	Gregory Alldritt	80	0	0	14	2	16	15	1	0
16	Peato Mauvaka	68	0	0	4	2	15	12	0	0
17	Jean-Baptiste Gros	27	0	0	0	0	7	6	0	0
18	Dorian Aldegheri	27	0	0	0	0	4	2	0	0
19	Romain Taofifenua	31	0	0	1	0	2	2	0	0
20	Paul Boudehent	18	0	0	2	0	5	5	0	0
21	Maxime Lucu	5	0	0	0	0	1	1	0	0
22	Arthur Vincent	23	0	0	1	0	1	1	2	0
23	Melvyn Jaminet	5	1	5	1	0	0	0	0	0

#	Player	Minutes	Tries	Points	Ball Carries	Defenders Beaten	Tackles	Tackles - Success	Turnovers Won	Pens Conceded
15	Beauden Barrett	80	0	0	18	2	6	3	0	0
14	Will Jordan	69	0	0	7	0	7	6	0	3
13	Rieko Ioane	80	0	0	6	4	10	8	0	0
12	Anton Lienert-Brown	63	0	0	2	0	4	3	0	0
11	Mark Tele'a	71	2	10	14	11	7	5	0	1
10	Richie Mo'unga	80	0	3	10	4	3	1	0	0
9	Aaron Smith	62	0	0	1	0	9	5	0	0
1	Ethan de Groot	53	0	0	2	0	4	4	0	2
2	Codie Taylor	57	0	0	4	0	7	5	0	0
3	Nepo Laulala	53	0	0	4	0	3	2	0	0
4	Sam Whitelock	68	0	0	4	1	6	5	1	1
5	Scott Barrett	80	0	0	10	5	14	11	1	0
6	Tupou Vaa'i	57	0	0	2	0	9	6	0	0
7	Dalton Papali'i	80	0	0	5	0	14	12	0	2
8	Ardie Savea	80	0	0	12	4	9	7	0	0
16	Samisoni Taukei'aho	23	0	0	5	0	1	0	0	1
17	Ofa Tu'ungafasi	27	0	0	1	0	3	2	0	1
18	Fletcher Newell	27	0	0	0	0	6	4	0	1
19	Brodie Retallick	12	0	0	1	0	1	0	0	0
20	Luke Jacobson	23	0	0	2	0	2	2	0	0
21	Finlay Christie	18	0	0	1	0	1	1	0	0
22	David Havili	17	0	0	1	0	2	1	0	0
23	Leicester Fainga'anuku	9	0	0	1	1	0	0	0	0

TEAM ANALYSIS

2024 INTERNATIONALS

TEAM ANALYSIS - MATCH AVERAGES

2024 INTERNATIONALS

FRANCE RUGBY		ALL BLACKS
30.7	Points	31.1
3.4	Tries	3.9
87.5%	Goal Kicking %	77.3%
111.0	Carries	126.8
672.0	Carry Metres	869.9
9.0	Opposition 22 Entries	8.9
2.9	Points / Opp 22 Entry	3.1
6.2	Line Breaks	9.0
24.6	Defenders Beaten	30.8
9.6	Offloads	10.6
134.1	Passes	182.8
28.8	Kicks From Hand	26.0
161.8	Tackles	156.9
18.8	Missed Tackles	20.3
88.4%	Tackle %	87.1%
8.2	Dominant Tackles	10.0
8.9	Pens Conceded	9.6
0.3	Yellow Cards	0.8
2	Red Cards (Total)	0
3.8	Turnovers Won	6.3
11.9	Turnovers Conceded	13.9
87.6%	Lineout Success %	87.1%
93.0%	Scrum Success %	95.8%
96.5%	Ruck Success %	96.8%
42.5%	Gainline Forward %	44.1%

All stats are on a per match basis (unless stated otherwise)

TEAM ANALYSIS - 22 ENTRIES

2024 INTERNATIONALS

22 ENTRIES FOR

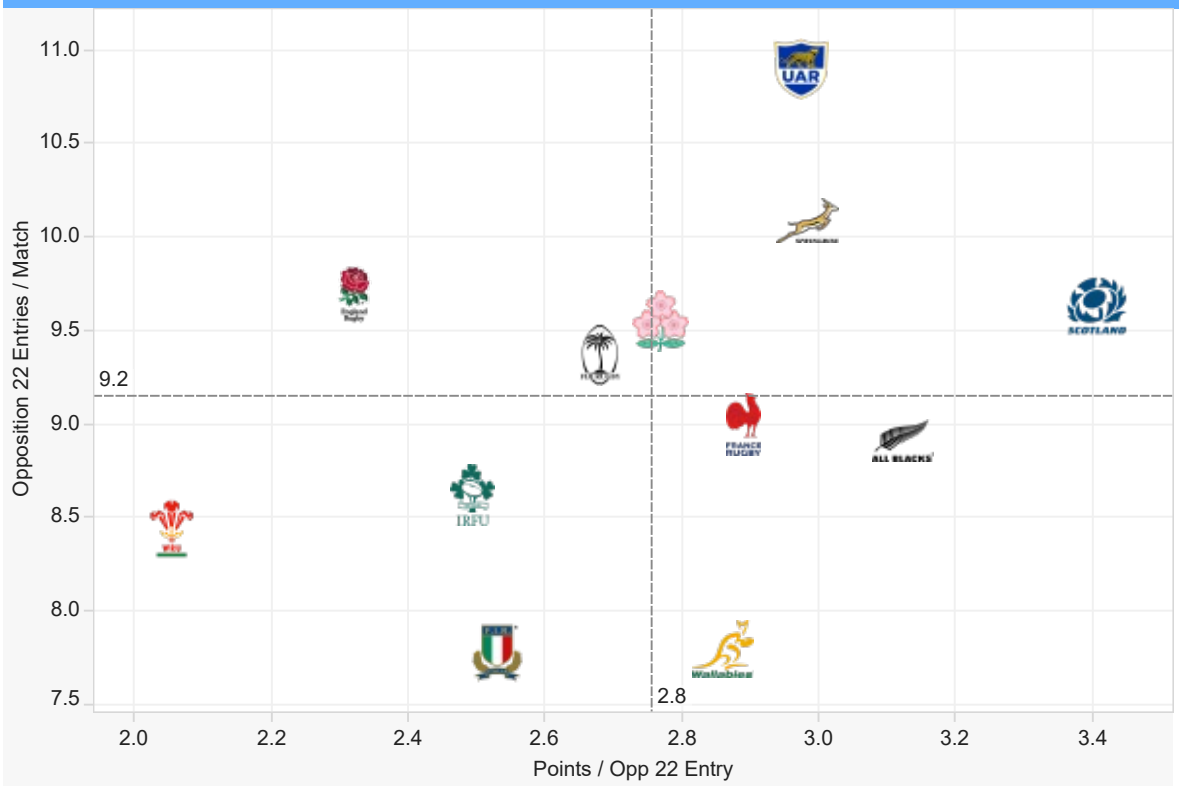

22 Entries / Match	
Argentina	10.9
South Africa	10.1
England	9.7
Scotland	9.6
Japan	9.6
Fiji	9.4
France	9.0
New Zealand	8.9
Ireland	8.6
Wales	8.4
Australia	7.8
Italy	7.8

Points / Entry	
Scotland	3.4
New Zealand	3.1
South Africa	3.0
Argentina	3.0
France	2.9
Australia	2.9
Japan	2.8
Fiji	2.7
Italy	2.5
Ireland	2.5
England	2.3
Wales	2.1

22 ENTRIES AGAINST

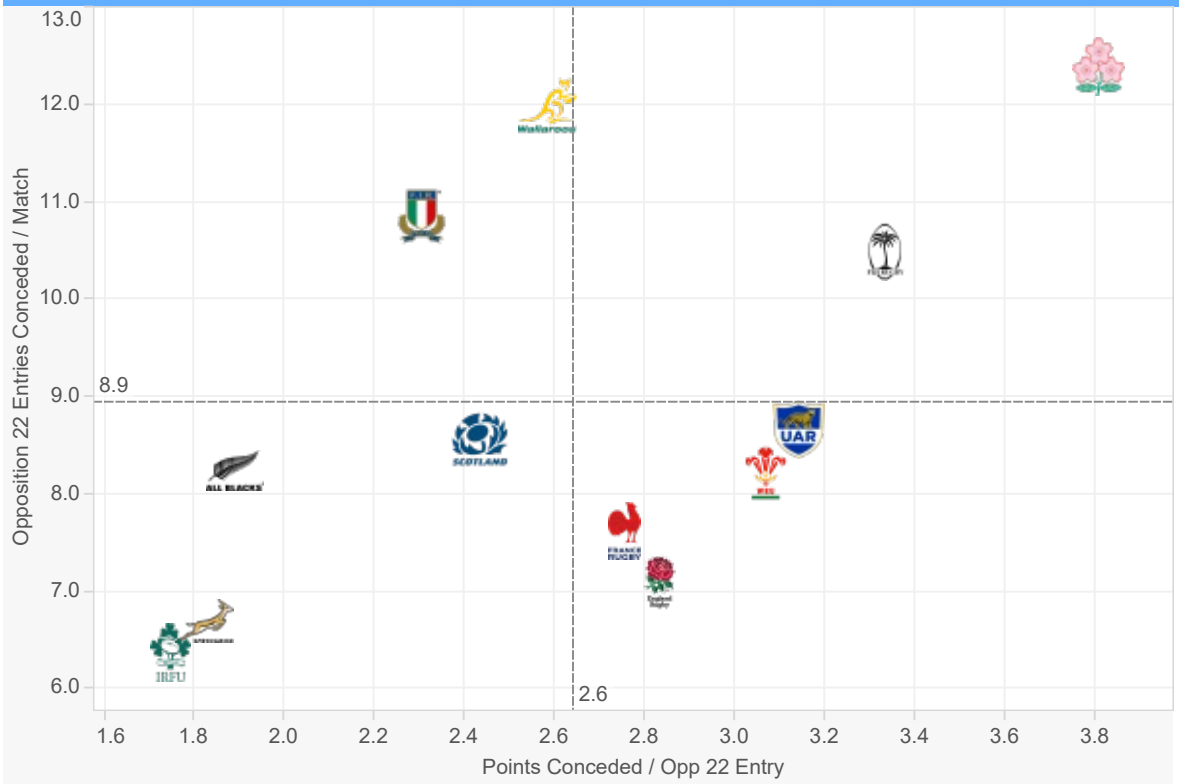

22 Entries Con. / Match	
Japan	12.4
Australia	12.0
Italy	10.9
Fiji	10.5
Argentina	8.7
Scotland	8.6
New Zealand	8.3
Wales	8.2
France	7.6
England	7.1
South Africa	6.7
Ireland	6.4

Points Con / Entry	
Japan	12.4
Fiji	10.5
Argentina	8.7
Wales	8.2
England	7.1
France	7.6
Australia	12.0
Scotland	8.6
Italy	10.9
New Zealand	8.3
South Africa	6.7
Ireland	6.4

TEAM ANALYSIS - POINTS & TRIES

2024 INTERNATIONALS

POINTS PER PERIOD

	SCORED					CONCEDED				
	Total	1'-20'	21'-HT	HT-60'	61'-80'	Total	1'-20'	21'-HT	HT-60'	61'-80'
Argentina	338	60	99	63	116	259	72	82	61	44
Australia	250	68	77	38	67	287	72	72	49	94
England	261	69	61	82	49	239	54	75	38	72
Fiji	222	45	54	68	55	133	48	24	21	40
France	276	68	72	67	69	173	37	40	43	53
Ireland	202	47	55	30	70	84	39	13	13	19
Italy	199	66	41	39	53	120	30	22	32	36
Japan	240	71	57	45	67	190	47	42	39	62
New Zealand	373	110	128	72	63	251	60	74	53	64
Scotland	385	97	111	70	107	229	58	60	54	57
South Africa	362	86	83	65	128	109	32	22	36	19
Wales	140	23	38	29	50	164	35	40	37	52
Total	3,248	810	876	668	894	167	46	63	27	31
						262	61	65	48	88
						2,667	691	694	551	731

TRIES PER PERIOD

	SCORED					CONCEDED				
	Total	1'-20'	21'-HT	HT-60'	61'-80'	Total	1'-20'	21'-HT	HT-60'	61'-80'
Argentina	45	7	14	8	16	31	9	10	6	6
Australia	29	7	8	5	9	37	9	9	6	13
England	31	8	6	11	6	26	6	7	5	8
Fiji	30	7	7	8	8	19	7	3	3	6
France	31	8	7	8	8	22	4	4	6	8
Ireland	24	4	6	4	10	11	6	1	1	3
Italy	22	8	3	5	6	9	2	1	3	3
Japan	32	9	7	6	10	25	6	5	5	9
New Zealand	47	15	17	8	7	36	8	12	7	9
Scotland	50	13	13	9	15	25	7	5	5	8
South Africa	44	12	10	5	17	15	5	2	5	3
Wales	18	2	5	4	7	20	4	5	5	6
Total	403	100	103	81	119	15	4	6	2	3
						29	5	8	6	10
						320	82	78	65	95

TRY ORIGIN

	SCORED									CONCEDED								
	Total	Counter Attack	Free Kick	Lineout	Penalty	Scrum	Start Half	Tap Penalty	Turnover	Total	Counter Attack	Free Kick	Lineout	Penalty	Scrum	Start Half	Tap Penalty	Turnover
Argentina	55	9	0	16	0	6	1	3	20	37	5	0	16	0	4	0	2	10
Australia	33	4	2	15	1	4	0	2	5	46	8	0	17	0	5	0	2	14
England	36	5	0	18	0	3	1	2	7	33	6	2	12	0	3	0	1	9
Fiji	32	2	1	10	0	9	0	2	8	21	1	1	11	1	4	0	0	3
France	40	9	1	9	0	8	0	2	11	24	1	0	16	0	4	1	0	2
Ireland	23	0	0	16	0	2	1	1	3	11	0	0	6	0	2	0	1	2
Italy	25	2	0	9	0	4	0	1	9	13	2	0	4	1	1	0	1	4
Japan	39	6	0	14	0	3	0	4	12	32	8	0	12	0	3	0	1	8
New Zealand	56	9	2	22	0	6	0	2	15	43	7	0	16	0	5	0	3	12
Scotland	58	8	0	27	1	5	0	2	15	29	4	0	14	0	4	0	1	6
South Africa	50	4	0	20	1	8	0	2	15	16	0	1	5	0	4	0	2	4
Wales	24	2	0	15	0	1	0	3	3	21	1	0	6	0	4	1	5	4
Total	471	60	6	191	3	59	3	26	123	16	1	1	7	0	1	1	1	4
										33	3	0	13	1	6	0	1	9
										375	47	5	155	3	50	3	21	91

Max & Min values are highlighted per time-frame/phase/section

TEAM ANALYSIS

FRANCE - 2024 INTERNATIONALS

KICKING

FRANCE - 2024 INTERNATIONALS

KICK LOCATIONS

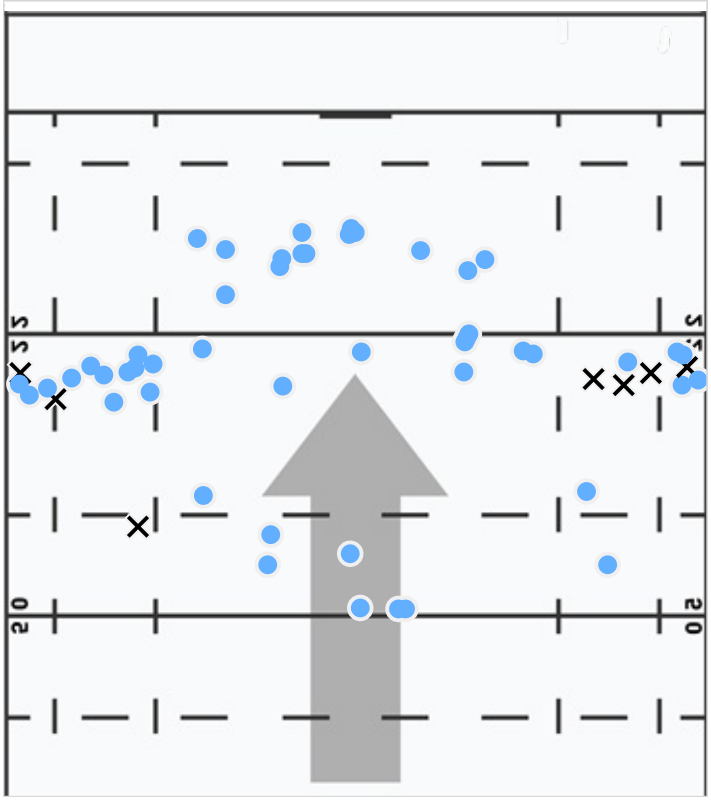

LAST 20 KICKS AT GOAL

Opponent	Min	Player	Pts Gained	
Japan	5	Thomas Ramos	-1.12	Conv Missed
	11	Thomas Ramos	0.40	Conv Made
	20	Thomas Ramos	0.52	Conv Made
	29	Thomas Ramos	0.90	Conv Made
	35	Thomas Ramos	-1.15	Conv Missed
	43	Thomas Ramos	0.30	Conv Made
	55	Thomas Ramos	0.58	Conv Made
	66	Thomas Ramos	0.85	Conv Made
Argentina	10	Antoine Hastoy	0.18	Conv Made
	25	Antoine Hastoy	0.39	Pen Made
	42	Antoine Hastoy	0.25	Pen Made
	47	Antoine Hastoy	0.69	Conv Made
	52	Antoine Hastoy	-1.38	Conv Missed
Uruguay	7	Leo Berdeu	0.85	Pen Made
	10	Leo Berdeu	1.12	Conv Made
	21	Leo Berdeu	0.19	Conv Made
	32	Leo Berdeu	1.31	Pen Made
	41	Leo Berdeu	0.92	Pen Made
	47	Leo Berdeu	0.29	Pen Made
	53	Leo Berdeu	0.27	Pen Made
Overall Points Gained			**14.07**	

KICKS AT GOAL

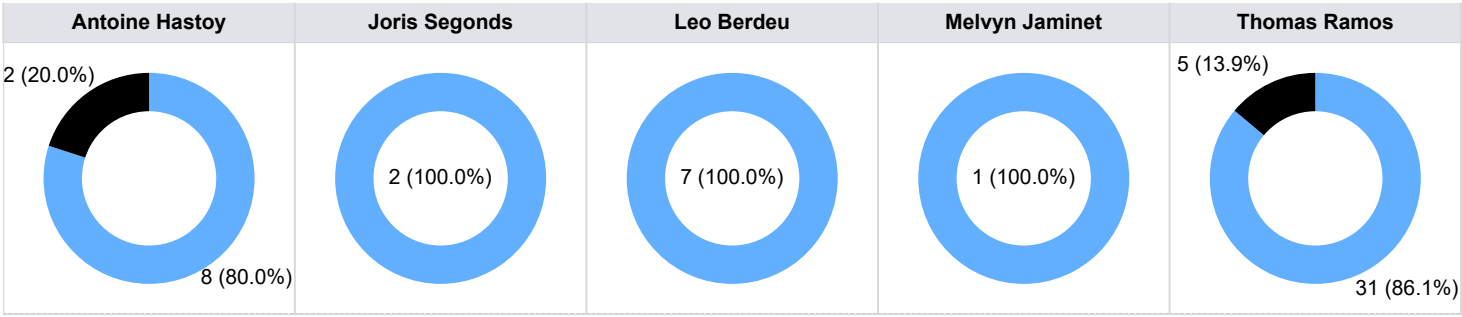

% START HALF WON

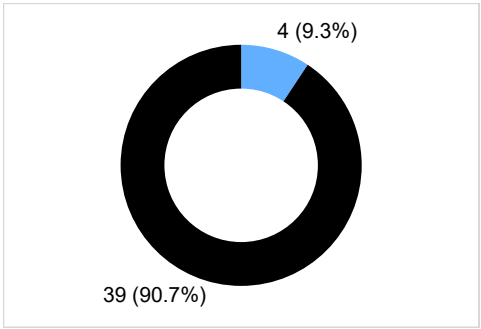

START HALF - BREAKDOWNS

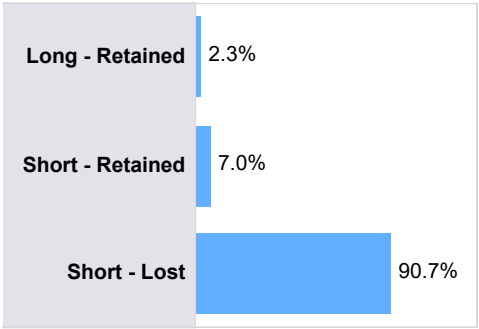

START HALF - DIRECTION

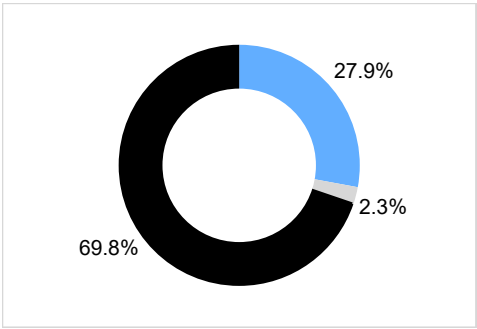

Insights by Sage

Opta

COLLISIONS

FRANCE - 2024 INTERNATIONALS

GAINLINE SUCCESS

OVERALL

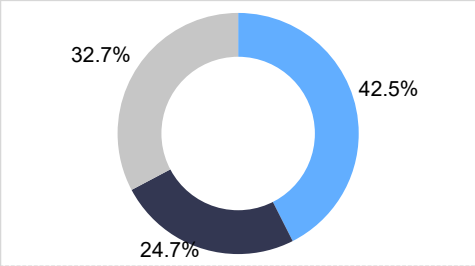

OWN HALF

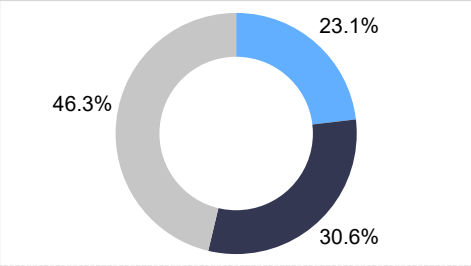

OPPONENT HALF

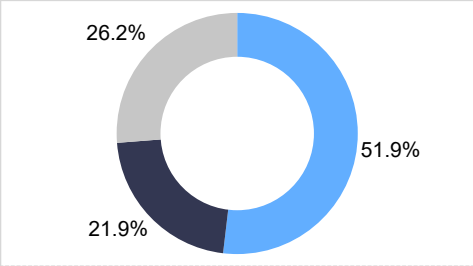

INTERNATIONALS AVERAGES

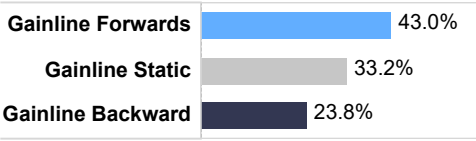

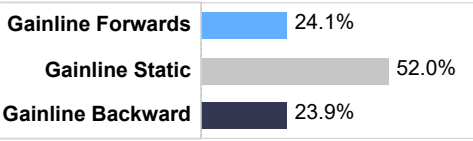

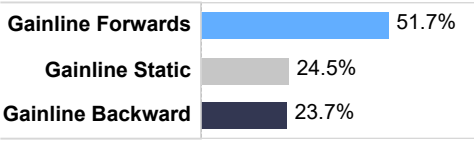

CARRIES INTO CONTACT*

OVERALL

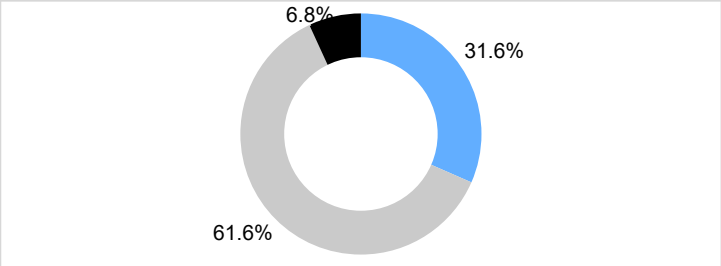

INTERNATIONALS AVERAGES

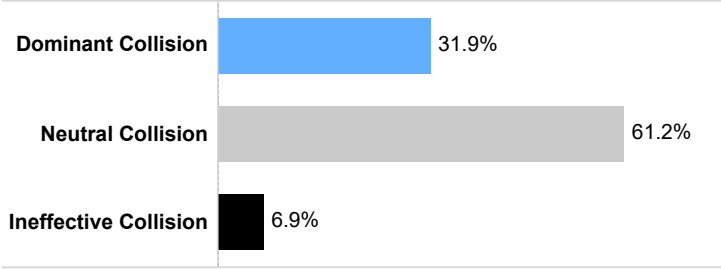

**dominance based on tackle outcome*

TACKLES

% SUCCESSFUL TACKLES

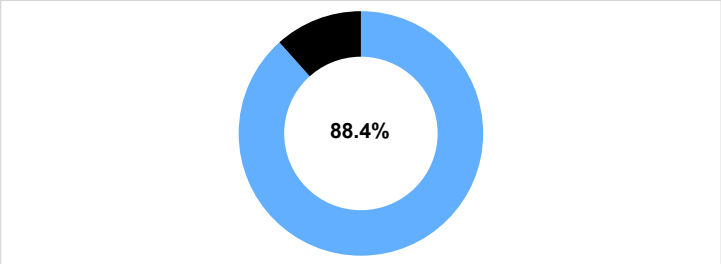

INTERNATIONALS AVERAGES

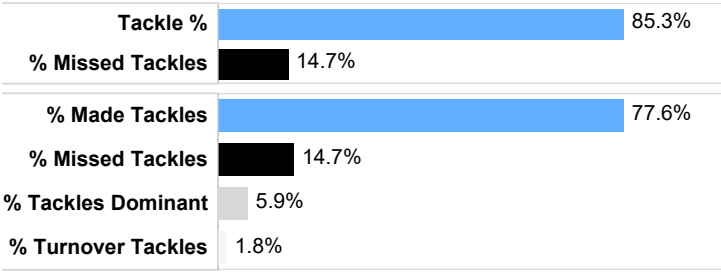

CARRIES & BREAKS

Line Breaks	56
Line breaks / match	6.2
Defenders Beaten	221
Defenders Beaten / match	24.6
Ball Carries	999.0
Carries / Match	111.0

LINE BREAK OUTCOMES

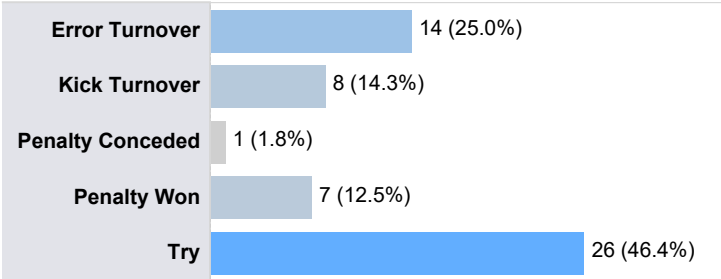

BREAKDOWN

FRANCE - 2024 INTERNATIONALS

% RUCKS WON

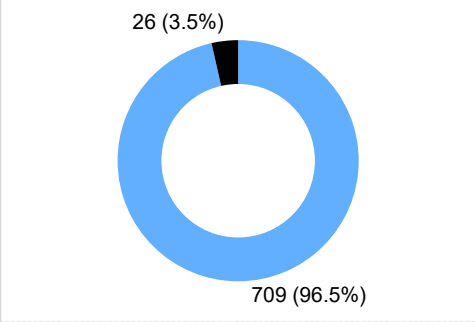

OWN RUCK SPEEDS

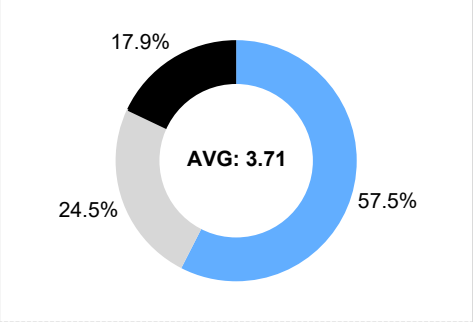

% MAULS WON

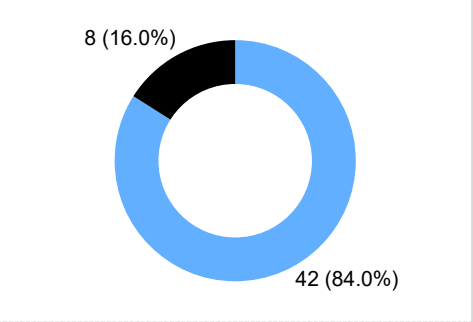

INTERNATIONALS AVERAGES

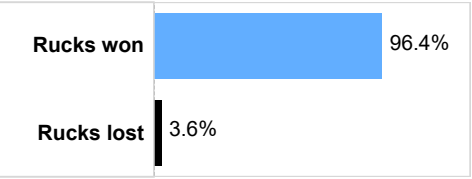

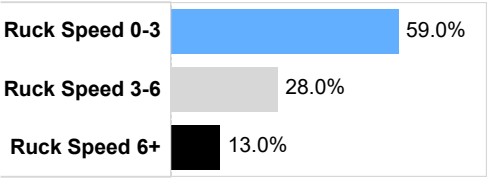

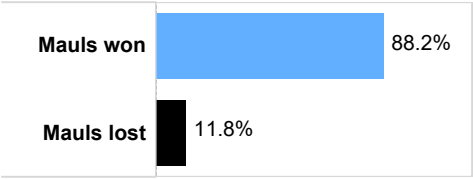

RUCK SPEEDS - LOCATIONS

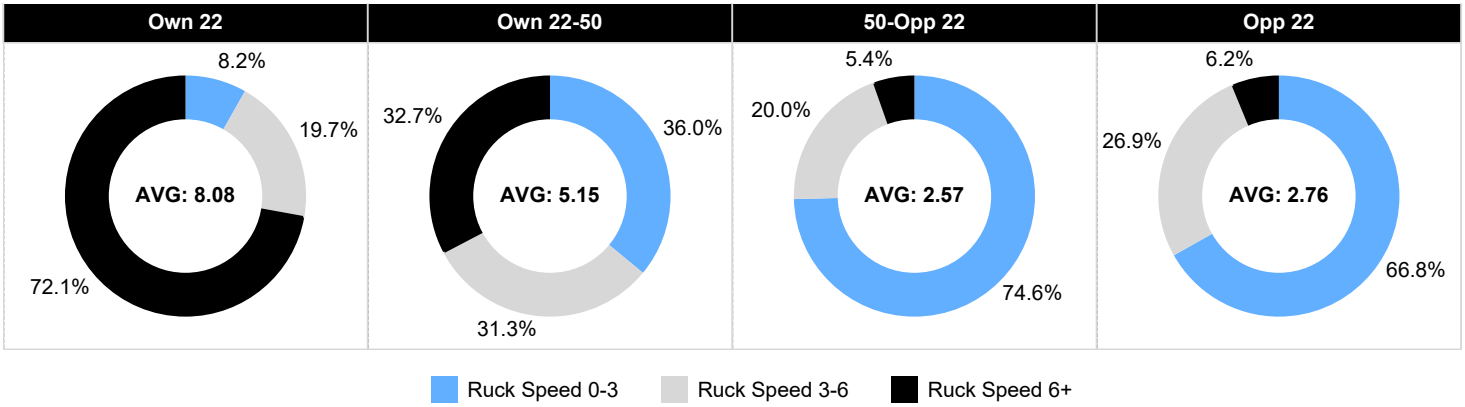

Attacking Breakdown Arrivals

1	Francois Cros	135
2	Charles Ollivon	79
3	Peato Mauvaka	78
4	Julien Marchand	59
5	Cyril Baille	56

Defensive Breakdown Arrivals

1	Gregory Alldritt	47
2	Julien Marchand	40
3	Francois Cros	28
4	Thomas Ramos	26
5	Peato Mauvaka	25

Breakdown Steals

1	Mickael Guillard	4
2	Francois Cros	3
3	Gregory Alldritt	3
4	Emilien Gailleton	2
Team Total		28

SET PIECE

FRANCE - 2024 INTERNATIONALS

SCRUMS

OWN SCRUMS WON

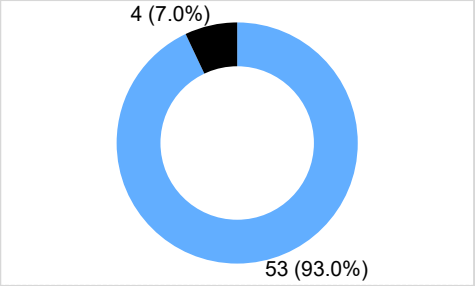

SCRUM PUSH

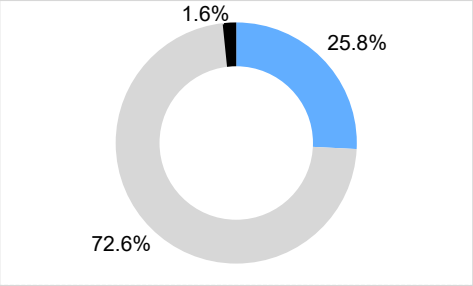

OPPONENT SCRUMS WON

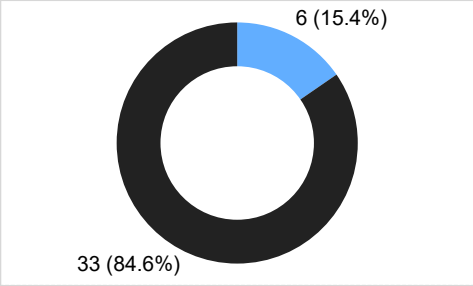

INTERNATIONALS AVERAGES

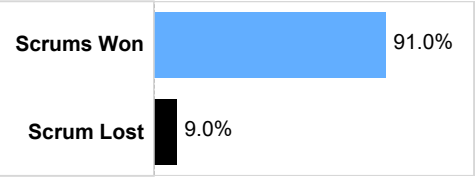

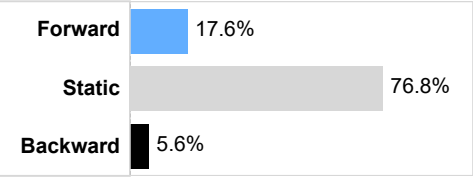

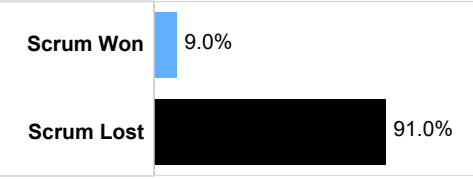

OWN SCRUMS

Scrums Won	Scrum Reset Retained	Scrum Lost
53	5	4

OPPONENT SCRUMS

Scrum Won	Scrum Reset Retained	Scrum Lost
6	8	33

OWN SCRUMS WON

	Used	Penalty	Free Kick
Total	38	11	4
% of Total	71.7%	20.8%	7.5%

OPPONENT SCRUMS WON

	Used	Penalty	Free Kick
Total	6		
% of Total	100.0%		

LINEOUTS

OWN LINEOUTS

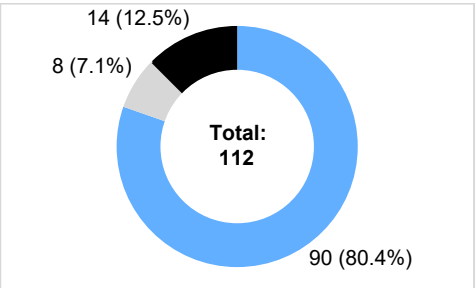

OPPONENT LINEOUTS

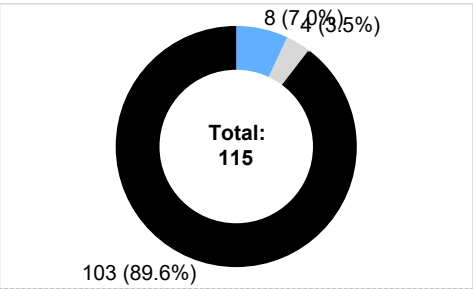

LINEOUT THROW

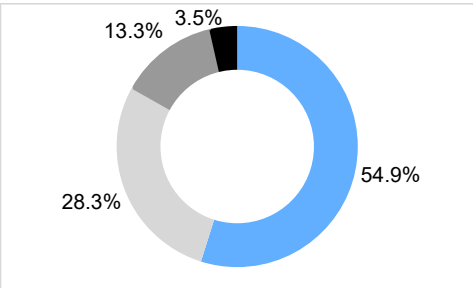

INTERNATIONALS AVERAGES

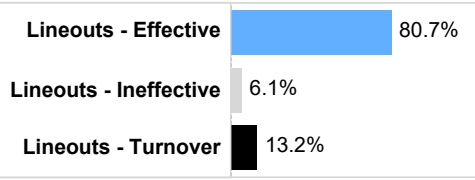

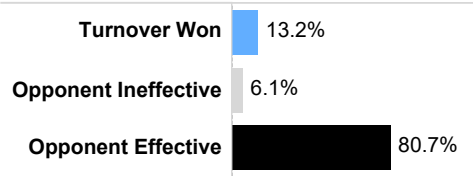

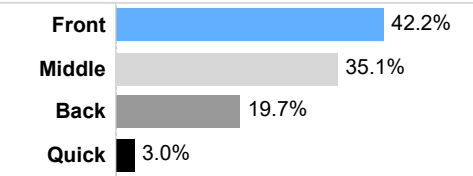

DISCIPLINE

FRANCE - 2024 INTERNATIONALS

Statistic	Team	Year Average
Total penalties conceded / match	8.9	5.3
Yellow cards / match	0.3	0.4
Red cards / match	0.2	0.0

PENALTIES CONCEDED PER MATCH

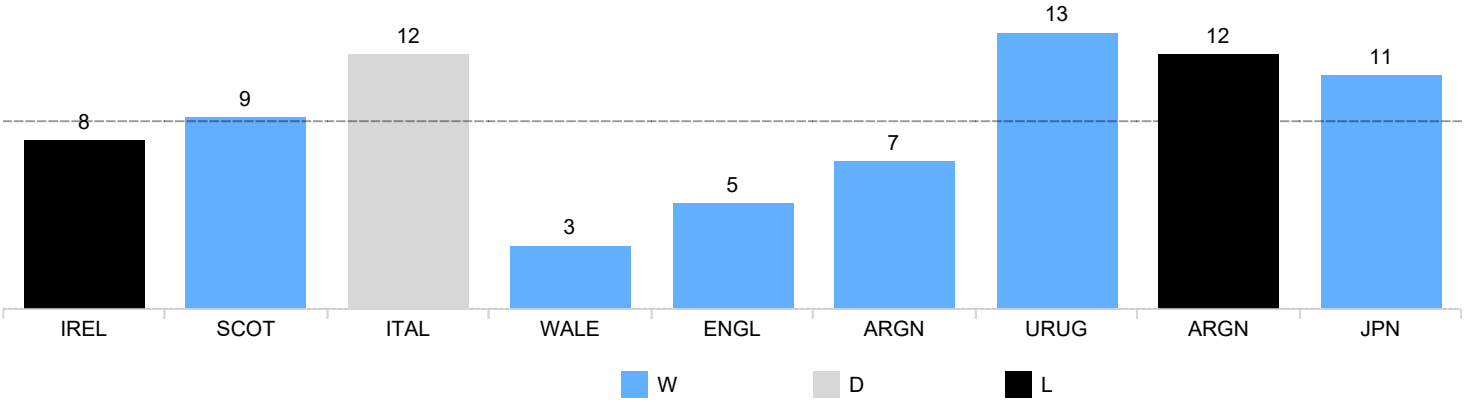

PENALTIES & INFRINGEMENTS

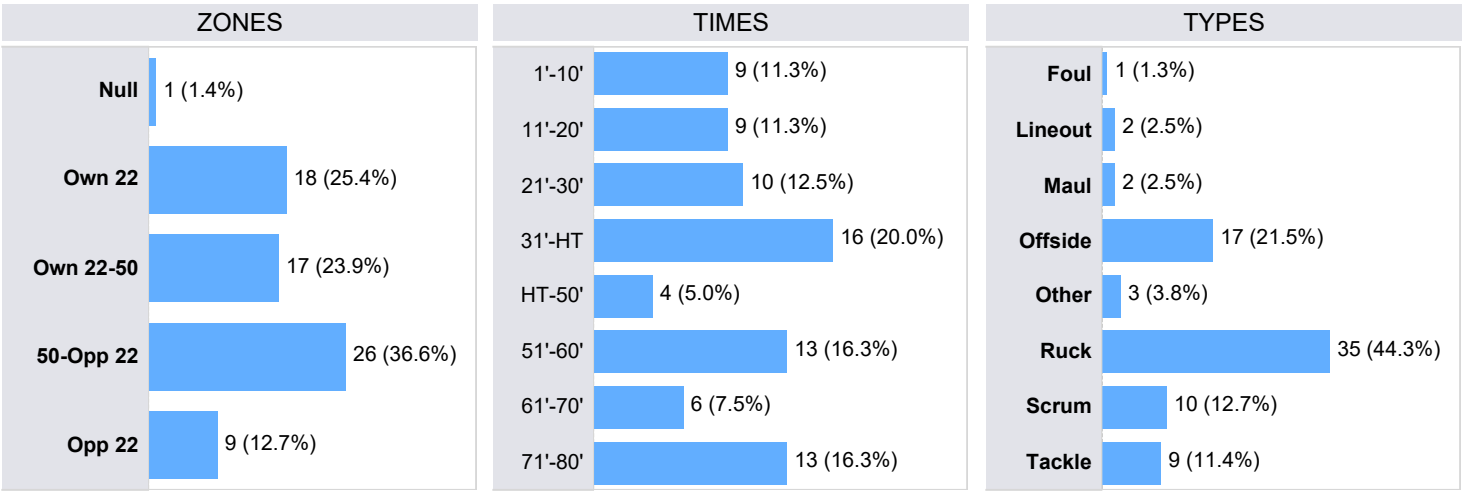

PLAYER STATISTICS - PER 80 AVERAGES WITH A MINIMUM 240 MINUTES PLAYED

Total penalties conceded		
1	Matthieu Jalibert	5
2	Alexandre Roumat	4
3	Demba Bamba	4
4	Gael Fickou	4
5	Gregory Alldritt	4

Penalties conceded / 80 minutes		
1	Uini Atonio	0.9
2	Cyril Baille	0.9
3	Gregory Alldritt	0.9
4	Gael Fickou	0.8
5	Peato Mauvaka	0.5

Yellow / Red cards		
1	Paul Willemse	1 / 1
2	Georges-Henri Colombe	1 / 0
3	Jonathan Danty	0 / 1
4	Uini Atonio	1 / 0

ALL BLACKS®

TEAM ANALYSIS

NEW ZEALAND - 2024 INTERNATIONALS

KICKING

NEW ZEALAND - 2024 INTERNATIONALS

KICK LOCATIONS

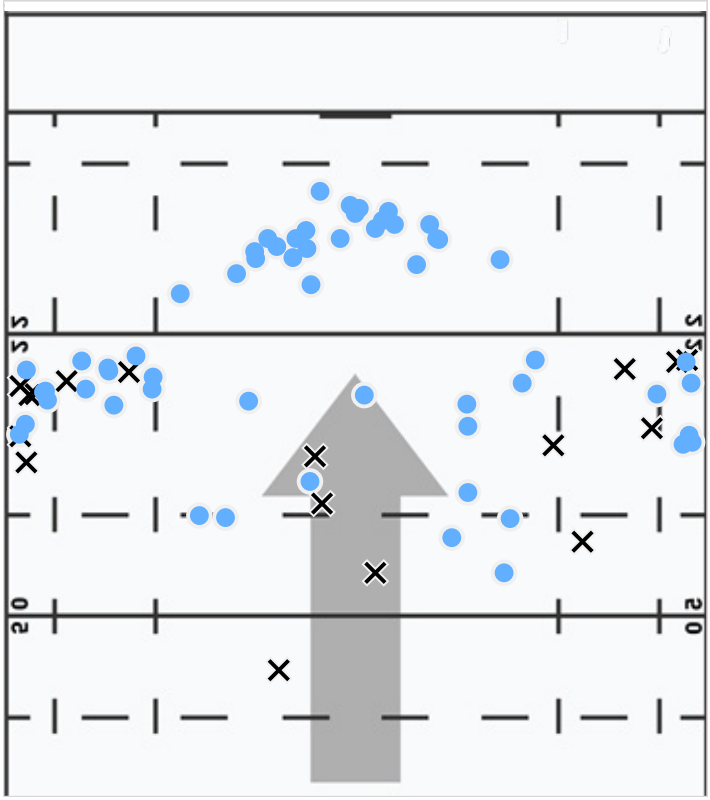

LAST 20 KICKS AT GOAL

Opponent	Min	Player	Pts Gained	
Ireland	10	Damian McKenzie	0.20	Pen Made
	29	Damian McKenzie	0.10	Pen Made
	38	Damian McKenzie	0.12	Pen Made
	49	Damian McKenzie	1.25	Pen Made
	57	Damian McKenzie	-2.18	Pen Missed
	61	Damian McKenzie	0.88	Pen Made
	65	Damian McKenzie	0.42	Pen Made
	70	Damian McKenzie	-1.01	Conv Missed
England	10	Beauden Barrett	1.06	Conv Made
	29	Beauden Barrett	0.79	Conv Made
	67	Damian McKenzie	0.49	Pen Made
	77	Damian McKenzie	1.15	Conv Made
Japan	13	Damian McKenzie	1.09	Conv Made
	16	Damian McKenzie	1.14	Conv Made
	23	Damian McKenzie	-1.06	Conv Missed
	25	Damian McKenzie	-0.86	Conv Missed
	32	Damian McKenzie	-0.98	Conv Missed
	35	Damian McKenzie	0.19	Conv Made
	41	Damian McKenzie	0.89	Conv Made
	44	Damian McKenzie	0.09	Conv Made
Overall Points Gained			**5.37**	

KICKS AT GOAL

Beauden Barrett

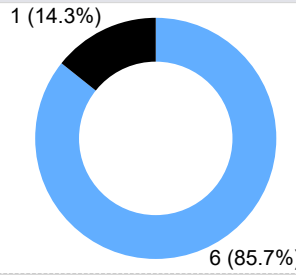

Damian McKenzie

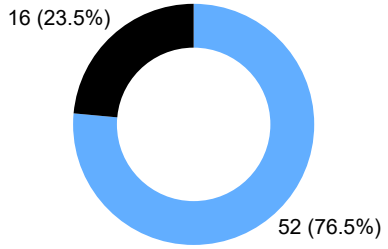

% START HALF WON

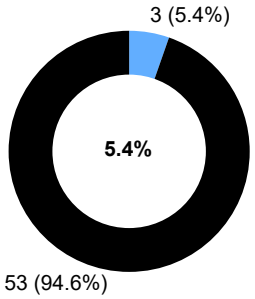

START HALF - BREAKDOWNS

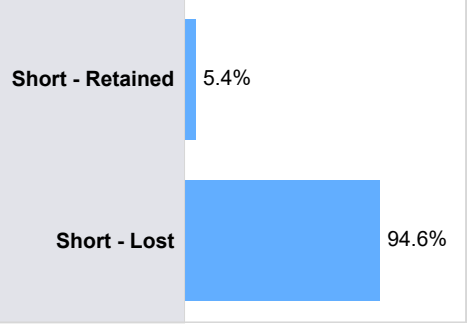

START HALF - DIRECTION

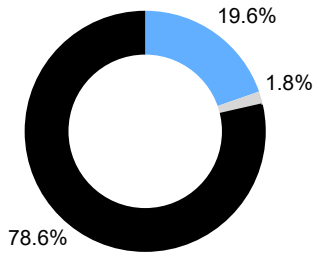

Won Lost

Right Split Left

Insights by Sage

Opta by STATS PERFORM

COLLISIONS

NEW ZEALAND - 2024 INTERNATIONALS

GAINLINE SUCCESS

OVERALL

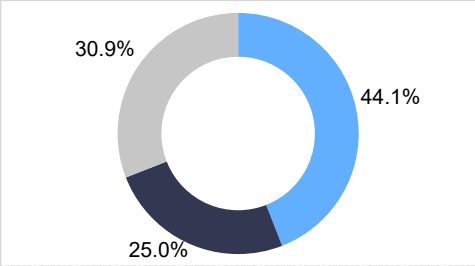

OWN HALF

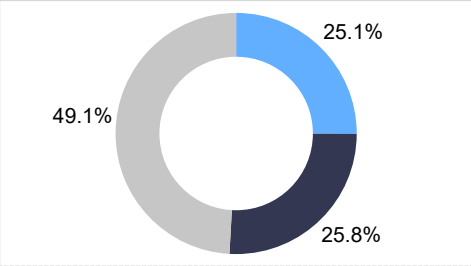

OPPONENT HALF

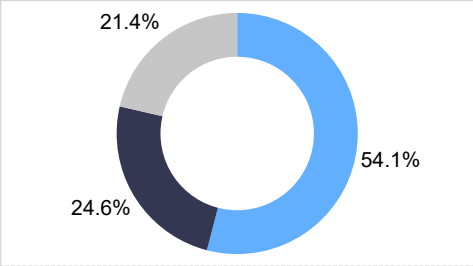

CHAMPIONSHIP AVERAGES

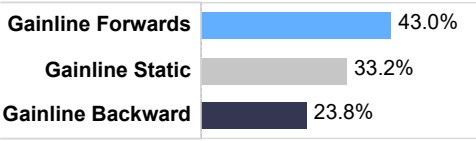

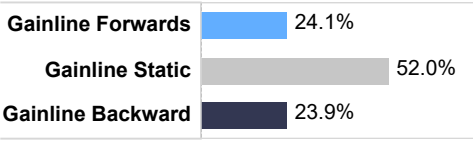

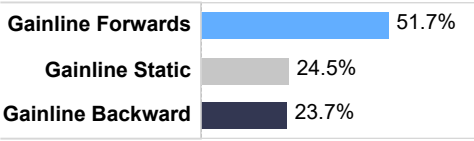

CARRIES INTO CONTACT*

OVERALL

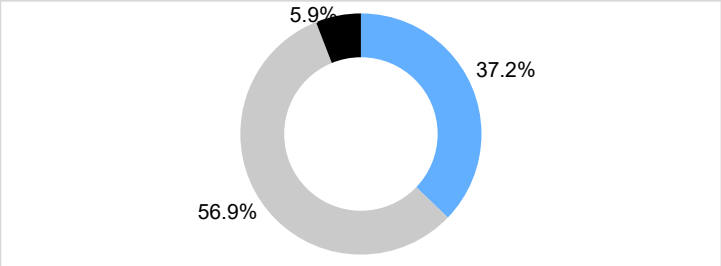

INTERNATIONALS AVERAGES

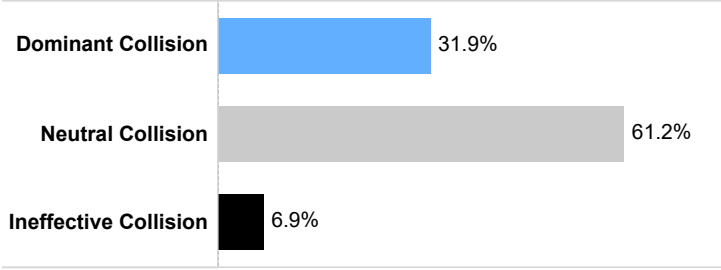

**dominance based on tackle outcome*

TACKLES

% SUCCESSFUL TACKLES

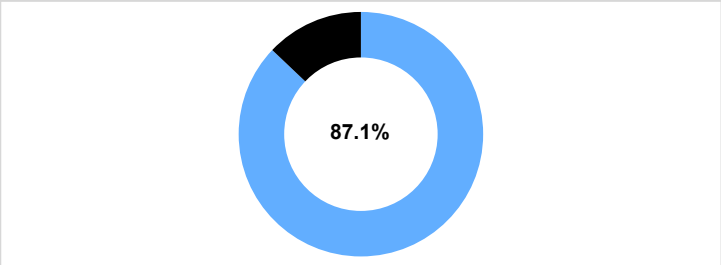

INTERNATIONALS AVERAGES

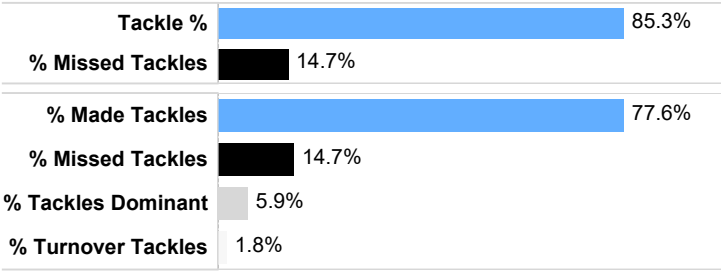

CARRIES & BREAKS

Line Breaks	108
Line breaks / match	9.0
Defenders Beaten	370
Defenders Beaten / match	30.8
Ball Carries	1,522
Carries / Match	126.8

LINE BREAK OUTCOMES

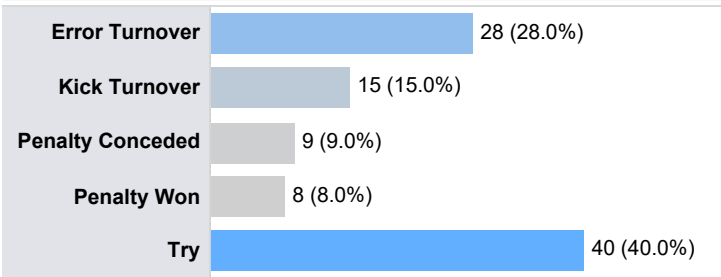

BREAKDOWN

NEW ZEALAND - 2024 INTERNATIONALS

% RUCKS WON

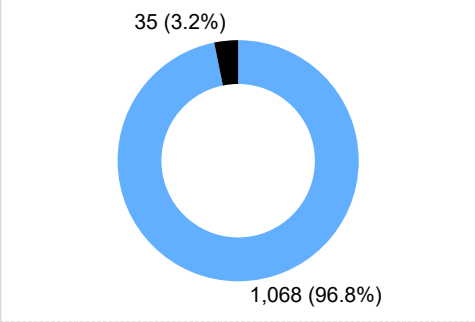

OWN RUCK SPEEDS

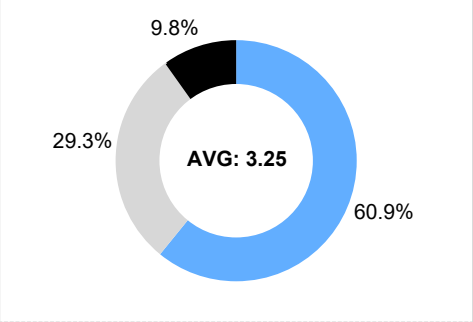

% MAULS WON

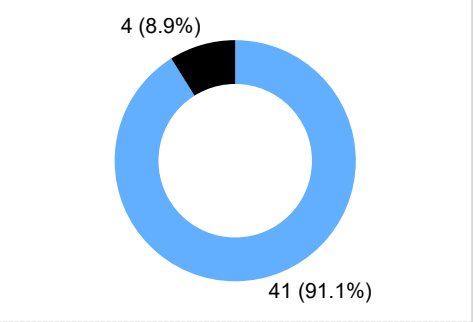

INTERNATIONALS AVERAGES

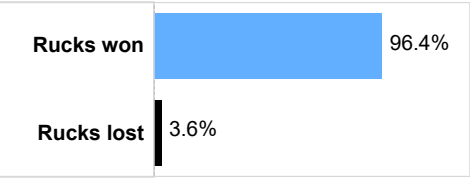

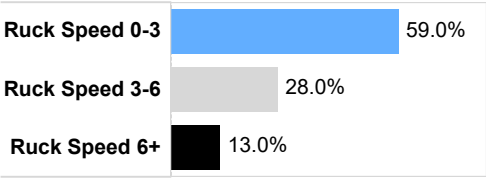

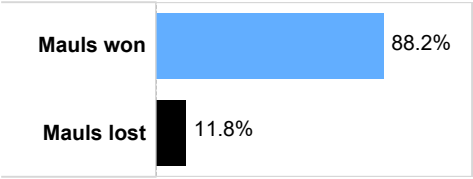

RUCK SPEEDS - LOCATIONS

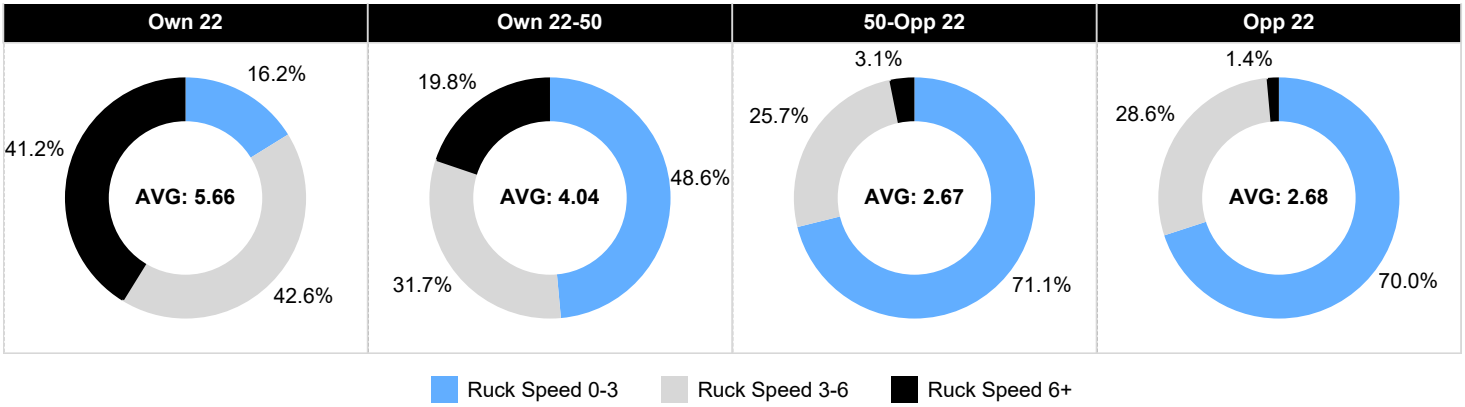

Attacking Breakdown Arrivals

1	Scott Barrett	206
2	Sam Cane	175
3	Tyrel Lomax	157
4	Ardie Savea	156
5	Tupou Vaa'i	145

Defensive Breakdown Arrivals

1	Ardie Savea	93
2	Sam Cane	63
3	Scott Barrett	41
4	Codie Taylor	37
5	Sevu Reece	37

Breakdown Steals

1	Ardie Savea	6
2	Scott Barrett	6
3	Cortez Ratima	4
4	Tupou Vaa'i	4
Team Total		50

SET PIECE

NEW ZEALAND - 2024 INTERNATIONALS

SCRUMS

OWN SCRUMS WON

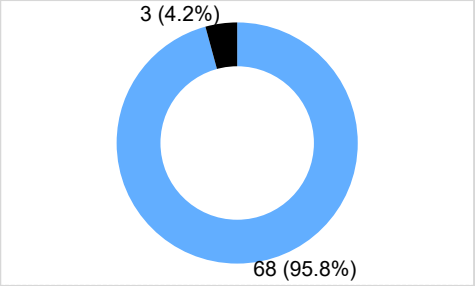

SCRUM PUSH

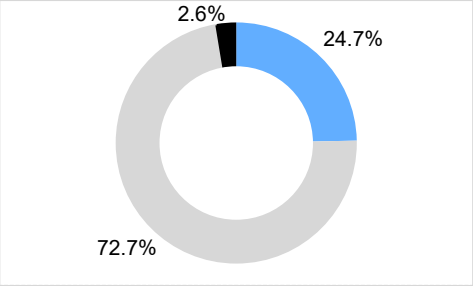

OPPONENT SCRUMS WON

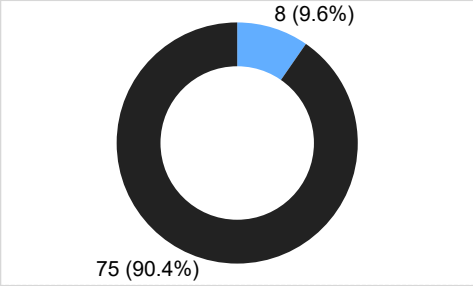

INTERNATIONALS AVERAGES

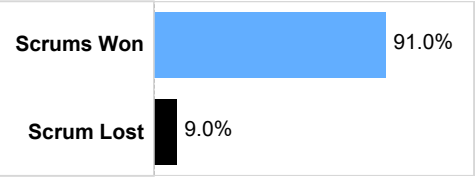

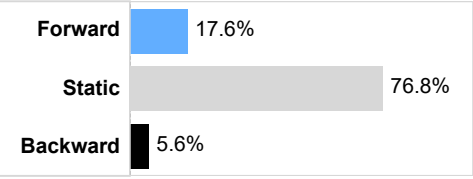

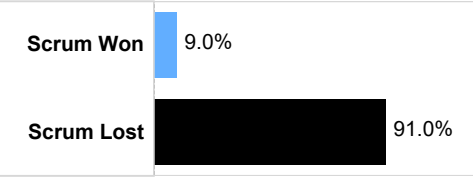

OWN SCRUMS

Scrums Won	Scrum Reset Retained	Scrum Lost
68	6	3

OPPONENT SCRUMS

Scrum Won	Scrum Reset Retain..	Scrum Lost
8	13	75

OWN SCRUMS WON

	Used	Penalty	Free Kick
Total	55	12	1
% of Total	80.9%	17.6%	1.5%

OPPONENT SCRUMS WON

	Used	Penalty	Free Kick
Total		6	2
% of Total		75.0%	25.0%

LINEOUTS

OWN LINEOUTS

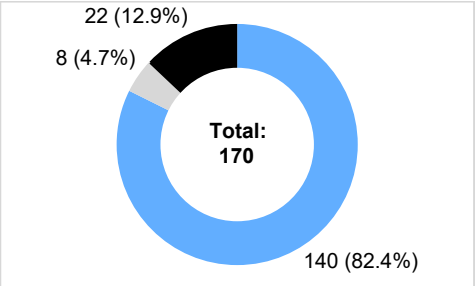

OPPONENT LINEOUTS

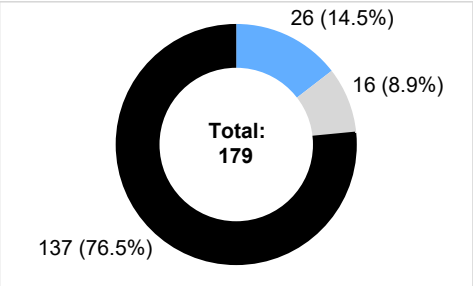

LINEOUT THROW

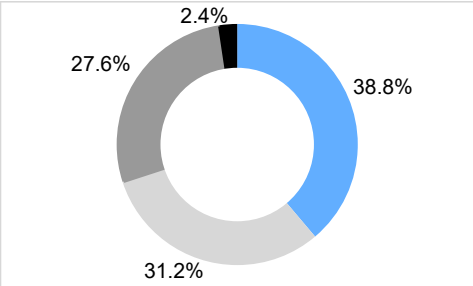

INTERNATIONALS AVERAGES

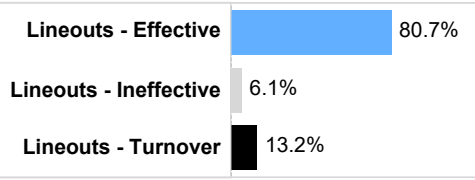

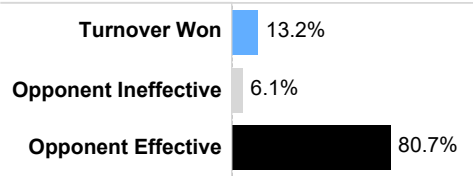

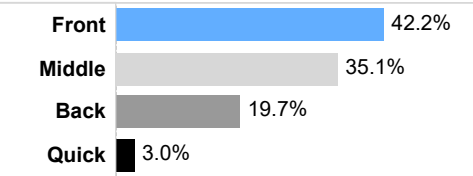

DISCIPLINE

NEW ZEALAND - 2024 INTERNATIONALS

Statistic	Team	Year Average
Total penalties conceded / match	9.6	5.3
Yellow cards / match	0.8	0.4
Red cards / match	0.0	0.0

PENALTIES CONCEDED PER MATCH

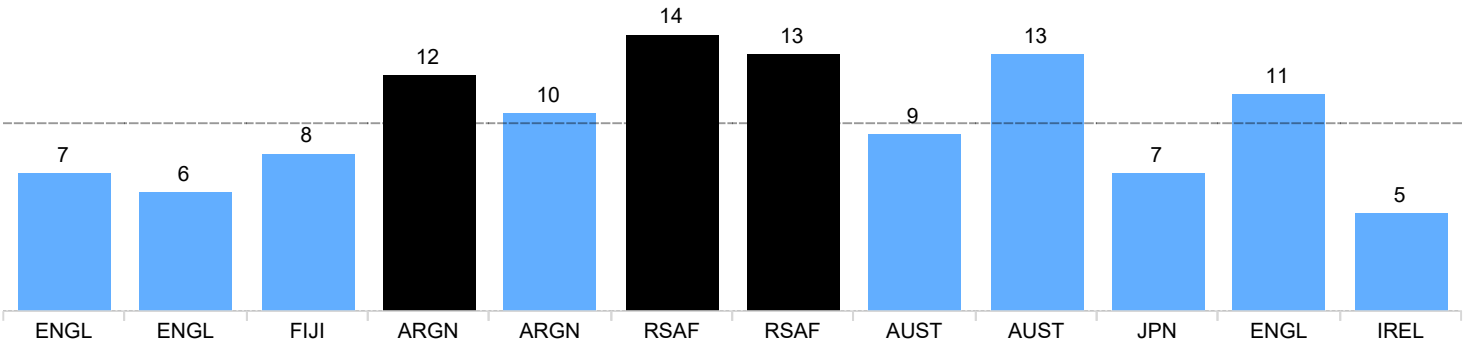

PENALTIES & INFRINGEMENTS

ZONES

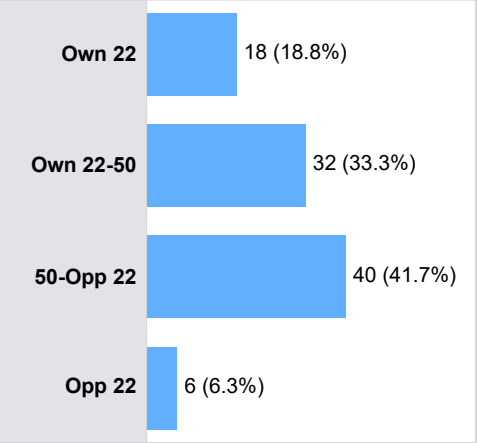

TIMES

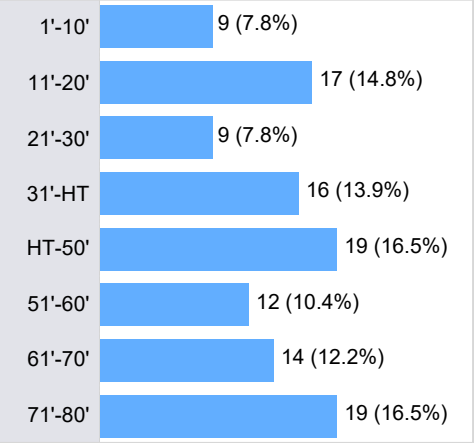

TYPES

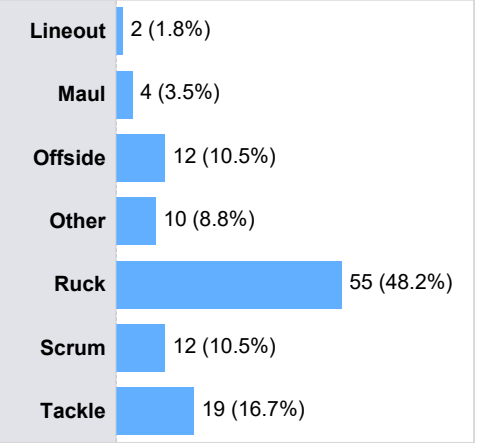

PLAYER STATISTICS - PER 80 AVERAGES WITH A MINIMUM 240 MINUTES PLAYED

	Total penalties conceded			Penalties conceded / 80 minutes			Yellow / Red cards	
1	Codie Taylor	8	1	Ethan Blackadder	1.6	1	Anton Lienert-Brown	2 / 0
2	Tamaiti Williams	8	2	Tamaiti Williams	1.4	2	Caleb Clarke	2 / 0
3	Tyrel Lomax	8	3	Codie Taylor	1.2	3	Asafo Aumua	1 / 0
4	Jordie Barrett	7	4	Wallace Sititi	1.1	4	Jordie Barrett	1 / 0
5	Sam Cane	7	5	Sam Cane	1.1	5	Ofa Tu'ungafasi	1 / 0

PLAYER STATS

2024 INTERNATIONALS

APPEARANCE CHART - FRANCE

2024 INTERNATIONALS

	02/02/24 Ireland	10/02/24 Scotland	25/02/24 Italy	10/03/24 Wales	16/03/24 England	06/07/24 Argentina	10/07/24 Uruguay	13/07/24 Argentina	09/11/24 Japan
E. Abadie			s21						
D. Aldegheri	s18	s18	s18						
G. Alldritt	8	8		8	8				8
U. Atonio	3	3	3	3	3				
T. Attissogbe						14*		14*	14
H. Auradou						4			
P. Azagoh							4		
C. Baille	1	1	1	1	1				
D. Bamba						s18	s18	s18	
G. Barlot						2		2	
L. Barre				15	15*	15		15	15
T. Baubigny						s16	2	s16	
L. Berdeu							10	u23	
G. Beria							1		
L. Bielle-Biarrey	s23	11*		11	11				11**
P. Boudehent	s21	s21	6	s21	s21				s20**
R. Briatte							7	s20	
J. Cancoriet								7	
G. Colombe				s18*	s18	3		3	s18
B. Couilloud						s22	9**		
F. Cros	6	6	8	6	6				6
J. Danty	12	12	12						
L. Darricarrere							12		
N. Depoortere				12	12				
I. Diallo						s21	6		
L. Dubois							15		
A. Dupont									9
L. Etien						11		11	
J. Favre							14		
G. Fickou	13	13*	13	13*	13*				s23
T. Flament				4	4				4
A. Frisch						12*		12	
P. Gabrillagues	4*	5							
E. Gailleton						13		13*	13*
J. Gros						1		1	1*
M. Guillard						s20		4	s19
A. Hastoy						10		10	
N. Hulleu							s23		
M. Jalibert	10	10	10						s22
M. Jaminet						s23			
B. Jauneau							s21	s22	
O. Jegou						7			
J. Joseph						8		8	
J. Jurand							11		
T. Laclayat							3		
N. Le Garrec	s22	s22	s22	9*	9*				
M. Lebel			11						
M. Lucu	9	9	9	s22*	s22				s21
J. Marchand	s16	s16	s16	2	2				s16
P. Mauvaka	2	2	2	s16	s16				2*
E. Meafou				5	5				5
Y. Moefana	11	s23	s23	s23	s23				12
L. Nouchi						6		6	
C. Ollivon	7	7	7*	7	7				
D. Penaud	14*	14	14	14	14				
B. Pesenti						5		5	
Y. Peysson							s20		
T. Ramos	15	15	15	10	10				10
A. Roumat		s20	s20	s20	s20				7*
J. Segonds							s22		
B. Serin						9*		9*	
R. Taofifenua			s19	s19*	s19				
S. Taofifenua		s17	s17	s17	s17	s17	s17	s17	
J. Tarrit							s16		
T. Tatafu									3
K. Tixeront							8	s21	
P. Tuilagi	s19	s19	5			s19	s19**	s19	
F. Vanverberghe							5		
A. Vincent							13		
R. Wardi	s17								s17
P. Willemse	5								
C. Woki	s20	4	4						

KEY: Number denotes position, s: substitute, u: unused replacement, *: try scored

Insights by Sage
Opta by STATS PERFORM

APPEARANCE CHART - NEW ZEALAND

2024 INTERNATIONALS

	06/07/24 England	13/07/24 England	20/07/24 Fiji	10/08/24 Argentina	17/08/24 Argentina	31/08/24 South Africa	07/09/24 South Africa	21/09/24 Australia	28/09/24 Australia	26/10/24 Japan	02/11/24 England	08/11/24 Ireland
A. Aumua	s16	s16	2	s16	s16	s16	s16	s16	s16	2	s16	2
B. Barrett	s23	s23	15	15	15*	15	s23		10		10	
S. Barrett	4	4	4			4	4	4	4		4	4
J. Barrett	12	12	s22	12	12	12*	12	12			12	12
G. Bell			s16*							s16		s16
E. Blackadder			7	6	6	6						
S. Cane					s20	7	7	7	7	7*	7	7
F. Christie	s21	9										
C. Clarke			11*		11*	11**		11*	11**		11	11
S. Darry			s19	5*	5	s19	u19	s19		4		
E. de Groot	1	1	s17*	1				1	1			
S. Finau	6	6				s20				6*	s20	s20
D. Havili									s23	s22		
N. Hotham			s21									
R. Ioane	13	13		s22	13	13	13	13*	13		13	13
L. Jacobson	s20	s20	6				s20	s20	s20			
W. Jordan				s23	14**	14	15	15*	15*		15*	15*
P. Lakai										s20		
A. Lienert-Brown	s22	s22	12	13*	s22	s22	s22	s22	12	12	s22	s22
T. Lomax	3	3		3	3	3	3	3	3		3	3
J. Lord				s19	s19					s19		
R. Love										s23**		
D. McKenzie	10	10	10	10	10*	10	10	10	s22	10	s23	10
E. Narawa			s23									
F. Newell	s18	s18	3	s18	s18	s18	s18			s18		
D. Papali'i	7	7		7	7							
T. Perenara	9			9	9	9	s21	s21	9	s21		
S. Perofeta	15	15								15		u23
H. Plummer								s23				
B. Proctor			13*							13*		
C. Ratima		s21	9*	s21	s21	s21	9	9	s21		9	9
S. Reece	14*	14	14*	14			14	14	14*	14		
C. Roigard										9*	s21	s21
A. Savea	8*	8	8*	8	8*	8	8	8*	8		8	8
W. Sititi			s20	s20			6	6	6	8	6	6
C. Taylor	2	2		2	2	2*	2	2	2		2	
M. Tele'a	11	11**		11*	s23	s23	11			11*	14**	14
P. Tosi			s18					s18	s18	3*	s18	s18
O. Tu'ungafasi	s17	s17		s17	s17	s17	s17			s17	s17	s17
P. Tuipulotu	5	5							s19	5*	s19	s19
T. Vaa'i	s19	s19	5	4	4	5	5	5	5		5	5
T. Williams			1		1	1	1	s17	s17*	1*	1	1

KEY: Number denotes position, s: substitute, u: unused replacement, *: try scored

PLAYER DATA - FRANCE

2024 INTERNATIONALS

	Games	Starts	Minutes Played	Points	Tries	Ball Carries	Carry Metres	Line Breaks	Defenders Beaten	Passes	Offloads	Turnover Con	Successful Tackles	Missed Tackles	Dominant Tackles	Penalties Conceded	Kicks	Kicking Metres	Lineout Takes	Lineout Steals
E. Abadie	1	0	15	0	0	1	3	0	0	2	0	0	2	0	0	0	0	0	1	1
D. Aldegheri	3	0	91	0	0	3	13	0	0	2	0	0	8	2	0	2	0	0	0	0
G. Alldritt	5	5	359	0	0	56	232	1	10	25	5	4	67	6	1	4	0	0	6	0
U. Atonio	5	5	261	0	0	29	108	0	1	7	0	2	23	2	1	3	0	0	0	0
T. Attissogbe	3	3	233	10	2	23	238	3	5	6	3	4	28	4	1	2	2	72	0	0
H. Auradou	1	1	53	0	0	3	11	0	0	2	0	0	6	2	0	0	0	0	6	0
P. Azagoh	1	1	59	0	0	5	29	0	0	3	2	2	11	0	2	0	0	0	0	0
C. Baille	5	5	267	0	0	41	122	0	7	13	0	1	35	3	0	3	0	0	0	0
D. Bamba	3	0	85	0	0	12	39	0	3	3	0	2	11	0	1	4	0	0	0	0
G. Barlot	2	2	135	0	0	11	34	0	0	7	2	0	21	2	1	0	0	0	0	0
L. Barre	5	5	363	5	1	50	462	2	14	36	7	7	12	6	0	2	25	1,009	1	0
T. Baubigny	3	1	80	0	0	4	16	0	0	3	0	1	13	0	1	1	0	0	0	0
L. Berdeu	2	1	55	19	0	5	12	0	0	3	0	1	1	1	0	1	4	178	0	0
G. Beria	1	1	80	0	0	10	32	0	0	4	2	0	11	1	0	2	0	0	0	0
L. Bielle-Biarrey	5	4	327	15	3	30	316	10	8	17	3	4	18	4	2	0	7	206	0	0
P. Boudehent	6	1	195	10	2	18	84	0	0	6	0	1	45	2	4	2	0	0	6	0
R. Briatte	2	1	120	0	0	8	21	0	0	6	0	3	24	1	2	1	0	0	8	0
J. Cancoriet	1	1	80	0	0	3	11	0	1	3	0	1	5	1	1	0	0	0	1	1
G. Colombe	5	2	183	5	1	19	71	0	5	3	2	2	21	3	0	2	0	0	0	0
B. Couilloud	2	1	61	10	2	5	74	2	4	35	0	0	3	2	1	0	5	113	0	0
F. Cros	6	6	414	0	0	27	143	1	7	15	1	1	69	5	4	2	1	0	9	1
J. Danty	3	3	165	0	0	11	57	0	2	7	1	3	15	5	1	2	0	0	0	0
L. Darricarrere	1	1	80	0	0	5	57	0	1	4	1	0	9	2	1	0	0	0	0	0
N. Depoortere	2	2	133	0	0	9	74	1	1	8	0	2	11	3	1	0	1	20	0	0
I. Diallo	2	1	91	0	0	5	21	0	0	2	0	2	12	1	4	0	0	0	1	0
L. Dubois	1	1	80	0	0	6	65	0	0	1	0	0	4	1	0	0	4	82	0	0
A. Dupont	1	1	65	0	0	11	98	1	8	52	2	1	5	1	0	1	12	437	2	0
L. Etien	2	2	160	0	0	10	110	0	2	6	0	0	4	0	1	1	1	32	0	0
J. Favre	1	1	64	0	0	3	56	1	2	0	0	0	7	1	1	0	0	0	0	0
G. Fickou	6	5	425	15	3	44	321	4	17	38	6	0	45	4	5	4	1	8	0	0
T. Flament	3	3	193	0	0	18	61	0	0	14	2	0	18	3	3	0	0	0	10	0
A. Frisch	2	2	160	5	1	9	77	2	2	7	1	1	24	2	1	0	1	14	1	0
P. Gabrillagues	2	2	101	5	1	6	17	0	0	1	0	0	23	2	3	0	0	0	5	0
E. Gailleton	3	3	215	10	2	16	141	3	4	5	0	2	35	8	0	0	2	40	0	0
J. Gros	3	3	169	5	1	11	48	1	3	5	0	0	37	2	2	1	0	0	0	0
M. Guillard	3	1	130	0	0	10	57	1	2	7	0	1	28	1	2	1	0	0	5	0
A. Hastoy	2	2	160	20	0	6	44	0	0	31	2	3	14	6	1	1	26	852	0	0
N. Hulleu	1	0	16	0	0	1	8	0	1	1	0	2	2	0	0	0	0	0	0	0
M. Jalibert	4	3	225	0	0	24	213	1	7	49	3	6	18	6	2	5	20	699	0	0
M. Jaminet	1	0	8	3	0	0	0	0	0	0	0	1	0	0	0	0	0	0	0	0
B. Jauneau	2	0	42	0	0	3	24	0	1	25	1	0	1	0	0	0	3	122	0	0
O. Jegou	1	1	80	0	0	6	19	0	0	6	2	0	13	1	0	1	0	0	1	0
J. Joseph	2	2	110	0	0	17	67	0	1	9	1	0	13	2	0	1	0	0	1	0
J. Jurand	1	1	80	0	0	1	5	0	0	1	0	0	2	2	0	0	0	0	0	0
T. Laclayat	1	1	17	0	0	1	5	0	0	1	1	0	0	0	0	0	0	0	0	0
N. Le Garrec	5	2	214	10	2	18	72	0	2	199	1	4	18	1	0	0	39	1,147	0	0
M. Lebel	1	1	80	0	0	6	54	0	3	4	1	2	4	0	0	0	2	45	0	0
M. Lucu	6	3	201	5	1	15	46	0	4	158	1	3	19	6	0	1	24	677	0	0
J. Marchand	6	2	218	0	0	23	96	0	1	7	0	2	29	2	0	1	0	0	0	0
P. Mauvaka	6	4	291	5	1	27	157	2	4	17	2	1	48	10	2	2	0	0	0	0
E. Meafou	3	3	150	0	0	32	122	1	2	9	4	0	17	1	1	0	0	0	0	0
Y. Moefana	6	2	249	0	0	25	202	1	4	14	0	4	28	3	4	1	0	0	0	0
L. Nouchi	2	2	160	0	0	18	62	0	4	6	0	0	38	1	3	1	0	0	2	0
C. Ollivon	5	5	331	5	1	35	175	0	2	20	2	3	49	4	3	2	0	0	13	1
D. Penaud	5	5	400	5	1	42	422	11	27	36	11	12	17	4	2	1	8	294	1	0
B. Pesenti	2	2	94	0	0	6	31	0	0	1	0	0	18	3	2	0	0	0	0	0
Y. Peysson	1	0	29	0	0	2	9	0	0	0	0	0	3	0	0	1	0	0	1	0
T. Ramos	6	6	480	75	0	41	333	1	21	124	5	8	32	9	0	0	45	1,484	1	0
A. Roumat	5	1	180	5	1	18	54	0	3	15	1	2	31	4	1	4	0	0	4	0
J. Segonds	1	0	25	4	0	0	0	0	0	6	0	0	7	1	0	0	1	59	0	0
B. Serin	2	2	137	10	2	11	81	1	2	101	3	2	17	2	1	0	25	799	0	0
R. Taofifenua	3	0	93	5	1	14	54	0	1	3	0	2	7	1	0	2	0	0	0	0
S. Taofifenua	7	0	179	0	0	16	48	0	1	5	0	0	32	1	0	4	0	0	1	0
J. Tarrit	1	0	29	0	0	4	17	0	2	0	0	0	9	1	0	1	0	0	0	0
T. Tatafu	1	1	51	0	0	3	15	0	1	3	1	0	10	2	0	1	0	0	0	0
K. Tixeront	2	1	64	0	0	5	35	1	0	3	0	0	6	2	2	0	0	0	2	1
P. Tuilagi	6	1	190	10	2	21	169	3	15	9	2	0	24	5	1	2	0	0	0	0
F. Vanverberghe	1	1	80	0	0	7	30	0	0	2	0	0	10	2	0	1	0	0	0	0
A. Vincent	1	1	80	0	0	2	14	1	1	2	1	0	5	2	0	0	0	0	0	0
R. Wardi	2	0	46	0	0	4	13	0	1	1	0	0	10	1	0	0	0	0	0	0
P. Willemse	1	1	21	0	0	1	4	0	0	0	0	0	10	0	0	2	0	0	0	0
C. Woki	3	2	114	0	0	7	20	0	1	5	1	2	15	1	2	1	0	0	6	0

PLAYER DATA - NEW ZEALAND

2024 INTERNATIONALS

	Games	Starts	Minutes Played	Points	Tries	Ball Carries	Carry Metres	Line Breaks	Defenders Beaten	Passes	Offloads	Turnover Con	Successful Tackles	Missed Tackles	Dominant Tackles	Penalties Conceded	Kicks	Kicking Metres	Lineout Takes	Lineout Steals
A. Aumua	12	3	390	0	0	48	281	2	18	23	2	2	62	10	6	3	0	0	0	0
B. Barrett	9	6	537	17	1	42	368	6	13	118	8	12	18	9	2	1	55	1,481	2	0
S. Barrett	9	9	720	0	0	62	236	1	2	46	1	8	107	11	5	5	0	0	24	1
J. Barrett	10	9	663	5	1	95	723	6	22	87	7	3	69	14	4	7	25	902	3	0
G. Bell	3	0	55	5	1	6	30	0	1	4	0	1	13	2	2	2	0	0	0	0
E. Blackadder	4	4	309	0	0	31	182	1	3	21	3	1	61	12	3	6	0	0	6	2
S. Cane	8	7	519	5	1	38	147	0	4	39	2	2	86	12	8	7	0	0	3	0
F. Christie	2	1	93	0	0	3	3	0	0	82	1	0	10	3	1	0	13	315	0	0
C. Clarke	7	7	501	35	7	62	721	7	27	12	3	6	21	8	2	6	3	110	0	0
S. Darry	7	3	220	5	1	23	121	1	0	18	3	3	36	4	4	2	0	0	14	1
E. de Groot	6	5	281	5	1	20	89	0	0	9	1	0	36	5	3	3	0	0	0	0
S. Finau	6	3	211	5	1	23	147	2	6	16	0	2	44	9	4	1	0	0	5	1
D. Havili	2	0	36	0	0	6	50	0	0	4	1	0	8	2	1	0	2	53	0	0
N. Hotham	1	0	44	0	0	6	28	0	4	37	1	0	7	3	0	1	3	69	0	0
R. Ioane	10	9	667	5	1	67	512	4	12	39	3	17	38	15	2	2	0	0	0	0
L. Jacobson	6	1	179	0	0	8	37	0	2	16	0	2	39	3	4	1	0	0	8	1
W. Jordan	8	7	556	30	6	71	782	10	21	50	10	8	20	7	3	4	15	422	0	0
P. Lakai	1	0	29	0	0	2	15	0	0	3	0	0	11	1	1	0	0	0	0	0
A. Lienert-Brown	12	4	447	5	1	64	477	4	19	54	6	6	58	10	4	1	3	75	0	0
T. Lomax	10	10	605	0	0	49	223	0	4	15	2	6	74	9	5	8	0	0	0	0
J. Lord	3	0	65	0	0	3	11	0	0	5	0	0	21	0	1	0	0	0	3	1
R. Love	1	0	21	10	2	2	40	1	1	1	0	0	4	0	1	0	2	57	0	0
D. McKenzie	12	10	809	131	1	100	703	8	37	279	14	12	44	15	1	2	105	3,170	4	0
E. Narawa	1	0	20	0	0	2	13	0	1	2	1	2	1	1	0	0	0	0	0	0
F. Newell	8	1	214	0	0	12	56	0	1	4	0	2	31	2	1	2	0	0	0	0
D. Papali'i	4	4	276	0	0	16	93	0	3	8	1	2	44	4	0	2	0	0	0	0
T. Perenara	8	5	358	0	0	9	70	1	1	360	1	5	32	3	1	2	23	551	0	0
S. Perofeta	4	3	182	0	0	23	212	2	8	24	5	2	7	2	1	0	9	297	1	0
H. Plummer	1	0	4	0	0	0	0	0	0	0	0	0	1	0	0	0	0	0	0	0
B. Proctor	2	2	160	10	2	17	216	4	10	19	2	2	20	6	4	2	2	80	0	0
C. Ratima	10	5	366	5	1	18	139	1	13	373	3	11	37	4	0	2	29	553	0	0
S. Reece	8	8	536	15	3	57	394	12	20	53	14	9	41	8	7	3	6	139	0	0
C. Roigard	3	1	100	5	1	8	73	1	2	114	1	2	14	0	1	0	12	356	0	0
A. Savea	11	11	855	20	4	140	786	5	30	73	3	12	117	4	8	5	4	37	19	1
W. Sititi	8	6	499	0	0	96	660	8	21	62	13	2	63	4	2	7	0	0	20	2
C. Taylor	9	9	514	5	1	67	483	3	9	29	1	1	81	9	4	8	0	0	0	1
M. Tele'a	9	7	566	30	6	75	605	13	41	45	12	10	33	9	6	0	1	6	0	0
P. Tosi	6	1	139	5	1	13	81	1	1	4	1	0	26	1	0	3	0	0	0	0
O. Tu'ungafasi	9	0	200	0	0	15	60	0	0	8	0	1	32	2	5	2	0	0	1	0
P. Tuipulotu	6	3	276	5	1	31	176	2	3	18	0	5	37	4	8	1	0	0	12	3
T. Vaa'i	11	9	642	0	0	73	316	2	8	41	0	4	84	7	3	4	0	0	18	5
T. Williams	9	7	467	10	2	19	80	0	2	16	1	4	52	9	2	8	0	0	1	0

PLAYER RANKINGS

2024 INTERNATIONALS

PLAYER RANKINGS - POINTS

2024 INTERNATIONALS

POINTS

			Games	Points	Minutes	Pens	Conv	Drop Goals	Tries
1	D. McKenzie	New Zealand	12	131	809	22	30	0	1
2	T. Albornoz	Argentina	10	83	531	6	25	0	3
3	J. Crowley	Ireland	8	79	596	14	16	0	1
4	S. Lee	Japan	7	76	461	8	21	0	2
5	T. Ramos	France	6	75	480	13	18	0	0
6	F. Russell	Scotland	6	70	480	16	11	0	0
7	H. Pollard	South Africa	9	69	414	15	12	0	0
7	N. Lolesio	Australia	9	69	582	15	12	0	0
9	C. Muntz	Fiji	7	67	499	10	16	0	1
10	M. Smith	England	7	64	428	9	12	1	2

GOAL KICKING (MADE)

			Games	Minutes	Goals	Misses	Pens	Pens Missed	Conv	Conv Missed	Goal Kicking ..
1	D. McKenzie	New Zealand	12	809	52	16	22	6	30	10	76.5%
2	T. Ramos	France	6	480	31	5	13	2	18	3	86.1%
2	T. Albornoz	Argentina	10	531	31	11	6	2	25	9	73.8%
4	J. Crowley	Ireland	8	596	30	10	14	3	16	7	75.0%
5	S. Lee	Japan	7	461	29	1	8	1	21	0	96.7%
6	H. Pollard	South Africa	9	414	27	6	15	3	12	3	81.8%
6	F. Russell	Scotland	6	480	27	1	16	0	11	1	96.4%
6	N. Lolesio	Australia	9	582	27	7	15	3	12	4	79.4%
9	C. Muntz	Fiji	7	499	26	7	10	0	16	7	78.8%
10	P. Garbisi	Italy	9	693	23	8	10	4	13	4	74.2%

GOAL KICKING (%)*

			Games	Kicks	Made	Available Points	Points Scored	Expected Points	Pts Gained	Goal Kicking %
1	Leo Berdeu	France	1	7	7	19	19	14.1	4.9	100.0%
2	Seungsin Lee	Japan	6	30	29	69	66	60.9	5.1	96.7%
3	Finn Russell	Scotland	6	28	27	72	70	61.3	8.7	96.4%
4	Ben Donaldson	Australia	5	14	13	32	30	26.2	3.8	92.9%
5	Santiago Carreras	Argentina	6	20	18	49	45	41.9	3.1	90.0%
6	Thomas Ramos	France	6	36	31	87	75	68.0	7.0	86.1%
7	Martin Page-Relo	Italy	5	7	6	21	18	5.1	12.9	85.7%
7	Ioan Lloyd	Wales	3	7	6	14	12	10.4	1.6	85.7%
7	Ben Thomas	Wales	2	7	6	18	15	12.9	2.1	85.7%
7	Beauden Barrett	New Zealand	2	7	6	14	12	10.2	1.8	85.7%

*Minimum 5 Kicks at Goal

FRANCE NEW ZEALAND

PLAYER RANKINGS - TRIES

2024 INTERNATIONALS

TRIES

			Games	Minutes Played	Tries	Tries / 80
1	D. van der Merwe	Scotland	9	718	8	0.9
2	C. Clarke	New Zealand	7	501	7	1.1
3	M. Mapimpi	South Africa	5	390	6	1.2
3	D. Riley	Japan	8	640	6	0.8
3	M. Tele'a	New Zealand	9	566	6	0.8
3	W. Jordan	New Zealand	8	556	6	0.9
7	D. Sheehan	Ireland	6	330	5	1.2
7	M. Carreras	Argentina	9	690	5	0.6
7	I. Feyi-Waboso	England	9	426	5	0.9
10	M. Ioane	Italy	8	635	4	0.5
10	J. Lowe	Ireland	8	640	4	0.5
10	M. Marx	South Africa	10	398	4	0.8
10	A. Savea	New Zealand	11	855	4	0.4
10	J. Mallia	Argentina	7	524	4	0.6

TRY ASSISTS

			Games	Minutes Played	Try Assists	Try Assists / 80
1	B. Barrett	New Zealand	9	537	7	1.0
1	M. Smith	England	7	428	7	1.3
3	D. McKenzie	New Zealand	12	809	5	0.5
3	H. Jones	Scotland	9	705	5	0.6
3	S. Lee	Japan	7	461	5	0.9
6	J. Gibson-Park	Ireland	6	373	4	0.9
6	A. Hastings	Scotland	4	194	4	1.6
6	A. Mitchell	England	7	451	4	0.7
6	T. Albornoz	Argentina	10	531	4	0.6
6	F. Lomani	Fiji	8	492	4	0.7
6	S. Chocobares	Argentina	8	546	4	0.6
6	S. Fujiwara	Japan	8	412	4	0.8
6	P. Garbisi	Italy	9	693	4	0.5
6	J. Dobie	Scotland	6	243	4	1.3

TRY INVOLVEMENTS

			Games	Minutes Played	Try Involvements	% of Team Total
1	D. Riley	Japan	8	640	9	16.1%
1	M. Smith	England	7	428	9	16.4%
3	B. Barrett	New Zealand	9	537	8	9.4%
3	D. van der Merwe	Scotland	9	718	8	9.4%
3	H. Jones	Scotland	9	705	8	9.4%
3	M. Mapimpi	South Africa	5	390	8	11.4%
3	M. Tele'a	New Zealand	9	566	8	9.4%
3	W. Jordan	New Zealand	8	556	8	9.4%
9	C. Clarke	New Zealand	7	501	7	8.2%
9	T. Albornoz	Argentina	10	531	7	9.1%
9	J. Dobie	Scotland	6	243	7	10.9%
9	S. Lee	Japan	7	461	7	12.5%
9	K. Salawa	Fiji	8	541	7	14.0%

FRANCE NEW ZEALAND

PLAYER RANKINGS - CARRIES

2024 INTERNATIONALS

CARRIES

			Games	Total
1	B. Earl	England	10	160
2	A. Savea	New Zealand	11	140
3	H. Wilson	Australia	8	103
4	R. Valetini	Australia	10	101
5	D. McKenzie	New Zealand	12	100
6	W. Sititi	New Zealand	8	96
7	J. Barrett	New Zealand	10	95
8	C. Doris	Ireland	8	94
9	A. Wainwright	Wales	8	93
10	P. du Toit	South Africa	9	90

			Minutes	Per 80*
1	J. Wiese	South Africa	254	18.3
2	B. Earl	England	800	16.0
3	W. Sititi	New Zealand	499	15.4
4	D. Lake	Wales	251	15.0
5	S. Negri	Italy	245	14.0
6	E. Louw	South Africa	310	13.9
7	H. Wilson	Australia	625	13.2
8	A. Savea	New Zealand	855	13.1
9	J. Dempsey	Scotland	469	13.0
10	T. Ikanivere	Fiji	512	12.5

METRES

			Games	Total
1	D. Riley	Japan	8	901
2	B. Earl	England	10	856
3	A. Savea	New Zealand	11	786
4	W. Jordan	New Zealand	8	782
5	D. van der Merwe	Scotland	9	777
6	M. Tuitama	Japan	6	766
7	T. Wright	Australia	9	755
8	M. Carreras	Argentina	9	739
9	J. Barrett	New Zealand	10	723
10	M. Ioane	Italy	8	723

			Minutes	Per 80*
1	M. Tuitama	Japan	440	139.3
2	I. Masi	Fiji	270	120.9
3	C. Clarke	New Zealand	501	115.2
4	J. Wiese	South Africa	254	113.7
5	Y. Yazaki	Japan	374	113.5
6	D. Riley	Japan	640	112.7
7	K. Rowe	Scotland	427	112.5
8	W. Jordan	New Zealand	556	112.5
9	V. Karawalevu	Fiji	479	109.9
10	T. Albornoz	Argentina	531	107.0

DEFENDERS BEATEN

			Games	Total
1	M. Tele'a	New Zealand	9	41
2	D. van der Merwe	Scotland	9	38
3	D. McKenzie	New Zealand	12	37
3	B. Earl	England	10	37
5	D. Riley	Japan	8	33
6	M. Ioane	Italy	8	31
7	H. Jones	Scotland	9	30
7	A. Savea	New Zealand	11	30
7	T. Wright	Australia	9	30
10	C. Kolbe	South Africa	7	29
10	M. Carreras	Argentina	9	29

			Minutes	Per 80*
1	M. Tele'a	New Zealand	566	5.8
2	D. Penaud	France	400	5.4
3	M. Tuitama	Japan	440	4.5
4	K. Rowe	Scotland	427	4.5
5	S. Feinberg-Mngomezi	South Africa	384	4.4
6	C. Clarke	New Zealand	501	4.3
7	M. Smith	England	428	4.3
8	D. van der Merwe	Scotland	718	4.2
9	B. Delguy	Argentina	344	4.2
10	C. Kolbe	South Africa	560	4.1

*Minimum 240 minutes played

FRANCE NEW ZEALAND

PLAYER RANKINGS - PASSING

2024 INTERNATIONALS

PASSES

			Games	Total
1	S. Fujiwara	Japan	8	513
2	F. Lomani	Fiji	8	468
3	J. Gordon	Australia	7	450
4	G. Bertranou	Argentina	9	419
5	T. Williams	Wales	6	391
6	J. Gibson-Park	Ireland	6	385
7	C. Ratima	New Zealand	10	373
8	T. Perenara	New Zealand	8	360
9	A. Mitchell	England	7	336
10	M. Page-Relo	Italy	8	280

			Minutes	Per 80*
1	S. Fujiwara	Japan	412	99.6
2	J. Gordon	Australia	419	85.9
3	T. Williams	Wales	376	83.2
4	J. Gibson-Park	Ireland	373	82.6
5	C. Ratima	New Zealand	366	81.5
6	T. Perenara	New Zealand	358	80.4
7	F. Lomani	Fiji	492	76.1
8	G. Bertranou	Argentina	481	69.7
9	M. Page-Relo	Italy	365	61.4
10	B. White	Scotland	343	60.9

PASSING ACCURACY**

			Total	%
1	C. Roigard	New Zealand	114	100.0%
2	G. Williams	South Africa	189	99.5%
3	K. Hardy	Wales	110	99.1%
4	B. Serin	France	101	99.0%
5	J. Dobie	Scotland	154	98.7%
6	S. Varney	Italy	149	98.7%
7	N. White	Australia	135	98.5%
8	E. Bevan	Wales	125	98.4%
9	C. Ratima	New Zealand	373	98.1%
10	J. Gordon	Australia	450	98.0%

BREAK ASSIST PASSES

			Games	Total
1	D. McKenzie	New Zealand	12	19
2	S. Tuipulotu	Scotland	7	7
2	S. McDowall	Scotland	6	7
4	A. Fassi	South Africa	6	6
4	P. Garbisi	Italy	9	6
6	G. Ford	England	7	5
6	S. Kolisi	South Africa	7	5
6	S. Cordero	Argentina	4	5
6	F. Russell	Scotland	6	5
6	R. Henshaw	Ireland	7	5
6	T. Wright	Australia	9	5
6	R. Valetini	Australia	10	5
6	T. Albornoz	Argentina	10	5
6	S. Chocobares	Argentina	8	5
6	J. Oviedo	Argentina	9	5

OFFLOADS

			Games	Total
1	D. McKenzie	New Zealand	12	14
1	S. Reece	New Zealand	8	14
3	W. Sititi	New Zealand	8	13
4	M. Ioane	Italy	8	12
4	J. Lowe	Ireland	8	12
4	M. Tele'a	New Zealand	9	12
7	H. Jones	Scotland	9	11
7	R. Snyman	South Africa	4	11
7	D. Penaud	France	5	11
10	J. Mallia	Argentina	7	10
10	W. Jordan	New Zealand	8	10
10	J. Oviedo	Argentina	9	10

			Minutes	Per 80*
1	D. Penaud	France	400	2.2
2	S. Reece	New Zealand	536	2.1
3	W. Sititi	New Zealand	499	2.1
4	B. Dixon	South Africa	271	1.8
5	M. Tele'a	New Zealand	566	1.7
6	S. Waqa	Japan	286	1.7
7	M. Tuitama	Japan	440	1.6
8	L. Barre	France	363	1.5
9	J. Mallia	Argentina	524	1.5
10	M. Ioane	Italy	635	1.5

*Minimum 240 minutes played **Minimum 100 Passes

FRANCE NEW ZEALAND

PLAYER RANKINGS - KICKS

2024 INTERNATIONALS

KICKS IN PLAY

			Games	Total
1	D. McKenzie	New Zealand	12	105
2	F. Russell	Scotland	6	89
3	A. Mitchell	England	7	79
4	P. Garbisi	Italy	9	75
5	T. Albornoz	Argentina	10	70
6	F. Lomani	Fiji	8	63
7	T. Williams	Wales	6	62
8	J. Crowley	Ireland	8	58
9	N. Lolesio	Australia	9	56
10	B. Barrett	New Zealand	9	55

			Minutes	Per 80*
1	F. Russell	Scotland	480	14.8
2	A. Mitchell	England	451	14.0
3	T. Williams	Wales	376	13.2
4	B. White	Scotland	343	12.6
5	S. Varney	Italy	246	12.0
6	T. Albornoz	Argentina	531	10.5
7	S. Feinberg-Mngomezi	South Africa	384	10.4
8	D. McKenzie	New Zealand	809	10.4
9	F. Lomani	Fiji	492	10.2
10	G. Williams	South Africa	251	10.2

KICKING METRES

			Games	Total
1	D. McKenzie	New Zealand	12	3,170
2	F. Russell	Scotland	6	3,080
3	T. Albornoz	Argentina	10	2,576
4	P. Garbisi	Italy	9	2,319
5	J. Lowe	Ireland	8	2,179
6	A. Mitchell	England	7	2,163
7	S. Carreras	Argentina	9	1,956
8	S. Lee	Japan	7	1,889
9	F. Lomani	Fiji	8	1,759
10	T. Williams	Wales	6	1,703

			Minutes	Per 80*
1	F. Russell	Scotland	480	513.3
2	T. Albornoz	Argentina	531	388.1
3	A. Mitchell	England	451	383.6
4	T. Williams	Wales	376	362.3
5	S. Lee	Japan	461	327.8
6	B. White	Scotland	343	324.7
7	D. McKenzie	New Zealand	809	313.5
8	S. Carreras	Argentina	505	309.8
9	S. Feinberg-Mngomezi	South Africa	384	309.4
10	S. Varney	Italy	246	288.6

METRES / KICKS IN PLAY**

			Games	Avg*
1	Blair Kinghorn	Scotland	4	42.2
2	Hugo Keenan	Ireland	4	41.9
3	Leo Barre	France	5	40.4
4	James Lowe	Ireland	8	40.3
5	Cameron Winnett	Wales	8	39.3
6	Juan Cruz Mallia	Argentina	7	38.2
7	Santiago Carreras	Argentina	9	36.9
8	Tomas Albornoz	Argentina	10	36.8
9	Jordie Barrett	New Zealand	10	36.1
10	Seungsin Lee	Japan	7	35.0

*Minimum 240 minutes played **Minimum 2 Kicks / 80min

FRANCE NEW ZEALAND

PLAYER RANKINGS - LINEOUTS

2024 INTERNATIONALS

LINEOUTS WON (INC. STEALS)

			Games	Total
1	W. Dearns	Japan	9	49
2	F. Ruzza	Italy	9	46
3	M. Itoje	England	10	41
4	E. Etzebeth	South Africa	10	38
5	R. Nortje	South Africa	5	34
5	J. Gonzalez	Argentina	7	34
7	A. Beard	Wales	6	32
8	N. Frost	Australia	7	31
9	S. Cummings	Scotland	8	29
9	L. Salakaia-Loto	Australia	8	29
9	D. Jenkins	Wales	7	29

			Minutes	Per 80*
1	R. Nortje	South Africa	369	7.4
2	F. Ruzza	Italy	532	6.9
3	A. Beard	Wales	399	6.4
4	L. Salakaia-Loto	Australia	387	6.0
5	J. Gonzalez	Argentina	471	5.8
6	W. Dearns	Japan	695	5.6
7	N. Frost	Australia	476	5.2
8	F. Molina	Argentina	421	5.1
9	O. Chessum	England	331	5.1
10	E. Etzebeth	South Africa	623	4.9

LINEOUT STEALS

			Games	Total
1	W. Dearns	Japan	9	8
2	M. Derenalagi	Fiji	7	6
3	L. Salakaia-Loto	Australia	8	5
3	T. Vaa'i	New Zealand	11	5
5	M. Itoje	England	10	4
5	E. Etzebeth	South Africa	10	4
5	P. du Toit	South Africa	9	4
5	S. Cummings	Scotland	8	4
5	N. Frost	Australia	7	4
5	J. Moro	Argentina	1	4

			Minutes	Per 80*
1	L. Salakaia-Loto	Australia	387	1.0
2	M. Derenalagi	Fiji	475	1.0
3	W. Dearns	Japan	695	0.9
4	P. Tuipulotu	New Zealand	276	0.9
5	O. Chessum	England	331	0.7
6	E. Ashman	Scotland	334	0.7
7	N. Frost	Australia	476	0.7
8	J. Ryan	Ireland	252	0.6
9	T. Vaa'i	New Zealand	642	0.6
10	S. Cummings	Scotland	542	0.6

LINEOUT THROWS WON

			Games	Total
1	J. George	England	10	94
2	C. Taylor	New Zealand	9	81
3	M. Harada	Japan	9	71
4	J. Montoya	Argentina	8	67
5	T. Ikanivere	Fiji	8	66
6	B. Mbonambi	South Africa	8	61
7	M. Faessler	Australia	8	58
8	G. Nicotera	Italy	8	57
9	M. Marx	South Africa	10	55
9	A. Aumua	New Zealand	12	55

LINEOUT SUCCESS RATE**

			Games	Total*
1	E. Dee	Wales	5	96.2%
2	I. Ruiz	Argentina	9	92.5%
3	J. George	England	10	91.3%
4	M. Harada	Japan	9	89.9%
5	D. Lake	Wales	4	89.8%
6	B. Mbonambi	South Africa	8	89.7%
7	P. Mauvaka	France	6	89.1%
8	D. Sheehan	Ireland	6	88.7%
9	J. Montoya	Argentina	8	88.2%
10	M. Faessler	Australia	8	87.9%

*Minimum 240 minutes played **Minimum 2 lineout throws / 80

FRANCE NEW ZEALAND

PLAYER RANKINGS - TACKLES & TURNOVERS

2024 INTERNATIONALS

SUCCESSFUL TACKLES

			Games	Total
1	M. Lamaro	Italy	9	155
2	B. Earl	England	10	136
3	R. Darge	Scotland	9	132
4	T. Reffell	Wales	8	123
5	M. Itoje	England	10	120
6	A. Savea	New Zealand	11	117
7	N. Cannone	Italy	9	115
7	D. Jenkins	Wales	7	115
9	H. Wilson	Australia	8	109
10	S. Barrett	New Zealand	9	107

			Minutes	Per 80*
1	G. Lucchesi	Italy	352	19.3
2	C. Tizzano	Australia	307	19.3
3	R. Vintcent	Italy	364	18.2
4	C. Cunningham-South	England	386	18.2
5	J. Ryan	Ireland	252	18.1
6	M. Lamaro	Italy	687	18.0
7	L. Cannone	Italy	365	18.0
8	M. Zuliani	Italy	249	17.7
9	R. Darge	Scotland	600	17.6
10	D. Jenkins	Wales	530	17.4

DOMINANT TACKLES

			Games	Total
1	R. Darge	Scotland	9	17
1	T. Menoncello	Italy	9	17
3	P. Schoeman	Scotland	10	15
4	M. Lamaro	Italy	9	13
5	N. Cannone	Italy	9	12
5	T. Freeman	England	10	12
7	M. Kremer	Argentina	8	11
7	W. Dearns	Japan	9	11
9	M. Itoje	England	10	10
9	S. Cummings	Scotland	8	10

TACKLE SUCCESS RATE**

			Minutes	%*
1	G. Gilchrist	Scotland	451	100.0%
2	E. Dee	Wales	298	97.9%
3	S. Negri	Italy	245	94.4%
4	E. Bello	Argentina	256	93.8%
5	J. Dempsey	Scotland	469	93.5%
6	M. Leitch	Japan	240	92.9%
7	L. Cannone	Italy	365	92.1%
8	P. Schoeman	Scotland	517	92.0%
9	Z. Fagerson	Scotland	466	91.9%
10	R. Darge	Scotland	600	91.7%

TURNOVERS WON

			Games	Total
1	W. Dearns	Japan	9	12
2	M. Derenalagi	Fiji	7	10
2	T. Vaa'i	New Zealand	11	10
4	M. Itoje	England	10	9
4	T. Reffell	Wales	8	9
6	S. Barrett	New Zealand	9	7
6	A. Savea	New Zealand	11	7
6	T. Beirne	Ireland	7	7
6	G. Lucchesi	Italy	9	7
10	P. Tuipulotu	New Zealand	6	6
10	P. du Toit	South Africa	9	6
10	S. Underhill	England	8	6
10	F. McReight	Australia	6	6
10	N. Frost	Australia	7	6

			Minutes	Per 80*
1	P. Tuipulotu	New Zealand	276	1.7
2	M. Derenalagi	Fiji	475	1.7
3	G. Lucchesi	Italy	352	1.6
4	W. Dearns	Japan	695	1.4
5	M. Zuliani	Italy	249	1.3
6	T. Reffell	Wales	571	1.3
7	T. Vaa'i	New Zealand	642	1.2
8	C. Ratima	New Zealand	366	1.1
9	E. Blackadder	New Zealand	309	1.0
10	L. Salakaia-Loto	Australia	387	1.0

*Minimum 240 minutes played **Minimum 5 tackles / 80

FRANCE NEW ZEALAND

PLAYER RANKINGS - DISCIPLINE

2024 INTERNATIONALS

PENS CONCEDED

			Games	Total
1	J. Slipper	Australia	7	7
1	S. Cane	New Zealand	8	7
1	D. van der Merwe	Scotland	9	7
1	K. Smith	South Africa	10	7
1	T. Tupou	Australia	7	7
1	J. Barrett	New Zealand	10	7
1	H. Wilson	Australia	8	7
1	S. Tawake	Fiji	7	7
1	J. Gonzalez	Argentina	7	7
1	H. Hetet	Fiji	8	7
1	G. Brown	Scotland	4	7
1	S. Takeuchi	Japan	9	7
1	R. Vintcent	Italy	7	7
1	W. Sititi	New Zealand	8	7

			Minutes	Per 80*
1	J. Sclavi	Argentina	321	2.2
2	H. Hetet	Fiji	261	2.1
3	G. Lucchesi	Italy	352	2.0
4	A. Porter	Ireland	513	2.0
5	J. Ryan	Ireland	252	1.9
6	T. Tupou	Australia	300	1.9
7	Z. Fagerson	Scotland	466	1.7
8	S. Waqa	Japan	286	1.7
9	I. Ruiz	Argentina	291	1.6
10	M. Zuliani	Italy	249	1.6

CARDS

			Games	Yellows
1	K. Arendse	South Africa	7	3
2	A. Kellaway	Australia	10	2
2	P. O'Mahony	Ireland	7	2
2	A. Lienert-Brown	New Zealand	12	2
2	C. Clarke	New Zealand	7	2
2	A. Fassi	South Africa	6	2
2	E. Ashman	Scotland	9	2
8	E. Daly	England	5	1
8	U. Atonio	France	5	1
8	W. Le Roux	South Africa	5	1
8	O. Tu'ungafasi	New Zealand	9	1
8	J. Wiese	South Africa	5	1
8	D. van der Merwe	Scotland	9	1
8	M. Marx	South Africa	10	1
8	J. Kriel	South Africa	9	1

			Games	Reds
1	P. Matera	Argentina	9	1
1	J. Danty	France	3	1
1	A. Esterhuizen	South Africa	3	1
1	P. Willemse	France	1	1
1	C. Ewels	England	1	1
1	A. Cocagi	Fiji	1	1
1	S. Cummings	Scotland	8	1
1	F. Daugunu	Australia	4	1
1	S. Radradra	Fiji	2	1
1	K. Shimokawa	Japan	7	1

*Minimum 240 minutes played

FRANCE NEW ZEALAND

PLAYER COMPARISON

2024 INTERNATIONALS

FRANCE & NEW ZEALAND

PLAYER COMPARISON - POINTS

2024 INTERNATIONALS

POINTS

FRANCE

		Games	Total
1	T. Ramos	6	75
2	A. Hastoy	2	20
3	L. Berdeu	2	19
4	G. Fickou	6	15
4	L. Bielle-Biarrey	5	15

NEW ZEALAND

		Games	Total
1	D. McKenzie	12	131
2	C. Clarke	7	35
3	M. Tele'a	9	30
3	W. Jordan	8	30
5	A. Savea	11	20

TRIES

FRANCE

		Games	Total
1	G. Fickou	6	3
1	L. Bielle-Biarrey	5	3
3	B. Serin	2	2
3	B. Couilloud	2	2
3	P. Boudehent	6	2
3	N. Le Garrec	5	2
3	E. Gailleton	3	2
3	P. Tuilagi	6	2
3	T. Attissogbe	3	2

NEW ZEALAND

		Games	Total
1	C. Clarke	7	7
2	M. Tele'a	9	6
2	W. Jordan	8	6
4	A. Savea	11	4
5	S. Reece	8	3

GOAL KICKING*

FRANCE

		Made	Missed	%
1	L. Berdeu	7	0	100.0%
2	T. Ramos	31	5	86.1%
3	A. Hastoy	8	2	80.0%

NEW ZEALAND

		Made	Missed	%
1	B. Barrett	6	1	85.7%
2	D. McKenzie	52	16	76.5%

*Minimum 5 Kicks at Goal

PLAYER COMPARISON - CARRIES

2024 INTERNATIONALS

CARRIES

FRANCE

		Games	Total
1	G. Alldritt	5	56
2	L. Barre	5	50
3	G. Fickou	6	44
4	D. Penaud	5	42
5	C. Baille	5	41
5	T. Ramos	6	41

NEW ZEALAND

		Games	Total
1	A. Savea	11	140
2	D. McKenzie	12	100
3	W. Sititi	8	96
4	J. Barrett	10	95
5	M. Tele'a	9	75

METRES

FRANCE

		Games	Total
1	L. Barre	5	462.3
2	D. Penaud	5	422.3
3	T. Ramos	6	333.4
4	G. Fickou	6	320.7
5	L. Bielle-Biarrey	5	315.9

NEW ZEALAND

		Games	Total
1	A. Savea	11	786.1
2	W. Jordan	8	781.8
3	J. Barrett	10	722.8
4	C. Clarke	7	721.4
5	D. McKenzie	12	702.6

DEFENDERS BEATEN

FRANCE

		Games	Total
1	D. Penaud	5	27
2	T. Ramos	6	21
3	G. Fickou	6	17
4	P. Tuilagi	6	15
5	L. Barre	5	14

NEW ZEALAND

		Games	Total
1	M. Tele'a	9	41
2	D. McKenzie	12	37
3	A. Savea	11	30
4	C. Clarke	7	27
5	J. Barrett	10	22

PLAYER COMPARISON - PASSING

2024 INTERNATIONALS

PASSES

FRANCE			
		Games	Total
1	N. Le Garrec	5	199
2	M. Lucu	6	158
3	T. Ramos	6	124
4	B. Serin	2	101
5	A. Dupont	1	52

NEW ZEALAND			
		Games	Total
1	C. Ratima	10	373
2	T. Perenara	8	360
3	D. McKenzie	12	279
4	B. Barrett	9	118
5	C. Roigard	3	114

PASSING ACCURACY %**

FRANCE			
		Games	Total
1	B. Serin	2	99.0%
2	N. Le Garrec	5	97.0%
3	M. Lucu	6	96.8%
4	T. Ramos	6	95.2%

NEW ZEALAND			
		Games	Total
1	C. Roigard	3	100.0%
2	C. Ratima	10	98.1%
3	T. Perenara	8	97.2%
4	B. Barrett	9	94.9%
5	D. McKenzie	12	92.8%

OFFLOADS

FRANCE			
		Games	Total
1	D. Penaud	5	11
2	L. Barre	5	7
3	G. Fickou	6	6
4	T. Ramos	6	5
4	G. Alldritt	5	5

NEW ZEALAND			
		Games	Total
1	D. McKenzie	12	14
1	S. Reece	8	14
3	W. Sititi	8	13
4	M. Tele'a	9	12
5	W. Jordan	8	10

PLAYER COMPARISON - KICKS

2024 INTERNATIONALS

KICKS IN PLAY

FRANCE			
		Games	Total
1	T. Ramos	6	45
2	N. Le Garrec	5	39
3	A. Hastoy	2	26
4	B. Serin	2	25
4	L. Barre	5	25

NEW ZEALAND			
		Games	Total
1	D. McKenzie	12	105
2	B. Barrett	9	55
3	C. Ratima	10	29
4	J. Barrett	10	25
5	T. Perenara	8	23

KICKING METRES

FRANCE			
		Games	Total
1	T. Ramos	6	1,484.0
2	N. Le Garrec	5	1,146.6
3	L. Barre	5	1,008.8
4	A. Hastoy	2	852.0
5	B. Serin	2	799.1

NEW ZEALAND			
		Games	Total
1	D. McKenzie	12	3,170.0
2	B. Barrett	9	1,480.7
3	J. Barrett	10	902.1
4	C. Ratima	10	553.4
5	T. Perenara	8	550.9

METRES / KICKS IN PLAY**

FRANCE			
		Games	Avg*
1	L. Barre	5	40.4
2	T. Ramos	6	33.0

NEW ZEALAND			
		Games	Avg*
1	C. Clarke	7	36.5
2	J. Barrett	10	36.1
3	D. McKenzie	12	30.2
4	W. Jordan	8	28.2
5	B. Barrett	9	26.9

*Minimum 240 minutes played **Minimum 2 Kicks / 80min

PLAYER COMPARISON - LINEOUTS

2024 INTERNATIONALS

LINEOUTS WON (INC. STEALS)

FRANCE

		Games	Total
1	C. Ollivon	5	14
2	F. Cros	6	10
2	T. Flament	3	10
4	R. Briatte	2	8
5	C. Woki	3	6
5	G. Alldritt	5	6
5	P. Boudehent	6	6
5	H. Auradou	1	6

NEW ZEALAND

		Games	Total
1	S. Barrett	9	25
2	T. Vaa'i	11	23
3	W. Sititi	8	22
4	A. Savea	11	20
5	P. Tuipulotu	6	15
5	S. Darry	7	15

LINEOUT STEALS

FRANCE

		Games	Total
1	C. Ollivon	5	1
1	J. Cancoriet	1	1
1	F. Cros	6	1
1	E. Abadie	1	1
1	K. Tixeront	2	1

NEW ZEALAND

		Games	Total
1	T. Vaa'i	11	5
2	P. Tuipulotu	6	3
3	E. Blackadder	4	2
3	W. Sititi	8	2
5	C. Taylor	9	1
5	S. Barrett	9	1
5	A. Savea	11	1
5	L. Jacobson	6	1
5	S. Finau	6	1
5	J. Lord	3	1
5	S. Darry	7	1

LINEOUT THROWS WON

FRANCE

		Games	Total
1	P. Mauvaka	6	41
2	J. Marchand	6	24
3	G. Barlot	2	16
4	T. Baubigny	3	10
5	J. Tarrit	1	4

NEW ZEALAND

		Games	Total
1	C. Taylor	9	81
2	A. Aumua	12	55
3	G. Bell	3	8
4	W. Jordan	8	2
5	B. Barrett	9	1
5	D. McKenzie	12	1

PLAYER COMPARISON - TACKLES

2024 INTERNATIONALS

SUCCESSFUL TACKLES

FRANCE

		Games	Total
1	F. Cros	6	69
2	G. Alldritt	5	67
3	C. Ollivon	5	49
4	P. Mauvaka	6	48
5	G. Fickou	6	45
5	P. Boudehent	6	45

NEW ZEALAND

		Games	Total
1	A. Savea	11	117
2	S. Barrett	9	107
3	S. Cane	8	86
4	T. Vaa'i	11	84
5	C. Taylor	9	81

DOMINANT TACKLES

FRANCE

		Games	Total
1	G. Fickou	6	5
2	F. Cros	6	4
2	I. Diallo	2	4
2	Y. Moefana	6	4
2	P. Boudehent	6	4

NEW ZEALAND

		Games	Total
1	S. Cane	8	8
1	P. Tuipulotu	6	8
1	A. Savea	11	8
4	S. Reece	8	7
5	A. Aumua	12	6
5	M. Tele'a	9	6

TURNOVERS WON

FRANCE

		Games	Total
1	F. Cros	6	4
1	M. Guillard	3	4
3	G. Alldritt	5	3
4	J. Marchand	6	2
4	G. Colombe	5	2
4	E. Gailleton	3	2

NEW ZEALAND

		Games	Total
1	T. Vaa'i	11	10
2	S. Barrett	9	7
2	A. Savea	11	7
4	P. Tuipulotu	6	6
5	C. Ratima	10	5

PLAYER COMPARISON - DISCIPLINE

2024 INTERNATIONALS

PENS CONCEDED

FRANCE

		Games	Total
1	M. Jalibert	4	5
2	G. Fickou	6	4
2	S. Taofifenua	7	4
2	A. Roumat	5	4
2	G. Alldritt	5	4
2	D. Bamba	3	4

NEW ZEALAND

		Games	Total
1	C. Taylor	9	8
1	T. Lomax	10	8
1	T. Williams	9	8
4	S. Cane	8	7
4	J. Barrett	10	7
4	W. Sititi	8	7

YELLOW CARDS

FRANCE

		Games	Total
1	U. Atonio	5	1
1	P. Willemse	1	1
1	G. Colombe	5	1

NEW ZEALAND

		Games	Total
1	A. Lienert-Brown	12	2
1	C. Clarke	7	2
3	O. Tu'ungafasi	9	1
3	T. Lomax	10	1
3	J. Barrett	10	1
3	A. Aumua	12	1
3	S. Reece	8	1

RED CARDS

FRANCE

		Games	Total
1	J. Danty	3	1
1	P. Willemse	1	1

NEW ZEALAND

		Games	Total