

Insights by **Sage**



# ***PREVIEW REPORT***

***FRANCE - JAPAN***

***2024 AUTUMN NATIONS SERIES***

***ROUND 1***

***09/11/2024***



**FRANCE  
RUGBY**





## **FRANCE vs JAPAN**

2024 AUTUMN NATIONS SERIES



### **OPTA FACTS**

- France are unbeaten across their previous seven men's Test matches against Japan (W6 D1) – both sides have scored at least two tries in each of the previous seven meetings between Les Bleus and the Brave Blossoms.
- France have won 18 of their last 20 matches at Stade de France (L2), however they lost their most recent fixture at the Saint-Denis venue, against South Africa in the Rugby World Cup quarter-final, with that defeat coming by just one point; Les Bleus haven't lost by more than seven points at Stade de France since 2017 (18-38 v New Zealand).
- Japan have won just one of their last 11 matches away to European opposition (D1 L9), with that solitary victory coming against Portugal in November 2021.
- Eddie Jones has won eight of his 15 meetings with France as Head Coach of a Test nation (L7), however just one of those victories has come on French soil (L7), a 31-21 victory with England during their Grand Slam winning Six Nations campaign in 2016.
- France have won nine of their last 10 autumn fixtures (excl. Six Nations and Rugby World Cup matches), with their only defeat coming after extra-time in the Autumn Nations Cup final against England in 2020 – since then Les Bleus have won each of their six Autumn Nations Series matches.
- Japan (89.8%) and France (89.6%) have the highest place-kicking success rates of any men's Tier 1 Test sides in 2024 – France have scored 109 points from the tee this year, despite Opta's xGK model suggesting they should have scored just 96, with their overperformance of 13 points the highest positive differential of any team.
- France have gained both the most metres per maul (4.0) and the most maul metres per game (24.1) of any men's Tier 1 side in 2024, while only Italy (2.6) have made fewer maul metres per match than Japan (3.3) this year.
- France have gained the most kicking metres per game among men's Tier 1 Test sides in 2024 (901), while Japan have averaged the fewest (599); the Brave Blossoms are also the only side yet to make a 50/22 kick this year.
- France's Damian Penaud has evaded 63% of the tackles he's faced while playing for France in 2024, the highest rate among the 201 players from men's Tier 1 nations to have faced at least 20 tackles this year – Penaud scored two tries against Japan during the 2022 Autumn Nations Series and has four in four games against the Brave Blossoms overall.
- Of players from men's Tier 1 nations, none have registered as many try involvements as Japan's Dylan Riley in 2024 (9 - 6 tries, 3 assists), however, the South African-born centre has failed to score or assist a try in each of his previous three Tests against France.

## MATCH SQUADS

2024 AUTUMN NATIONS SERIES

France	#	Japan
Leo Barre	15	Malo Tuitama
Damian Penaud	14	Jone Naikabula
Emilien Gailleton	13	Dylan Riley
Yoram Moefana	12	Siosaia Fifita
Louis Bielle-Biarrey	11	Tomoki Osada
Thomas Ramos	10	Harumichi Tatekawa
Antoine Dupont	9	Naoto Saito
Jean-Baptiste Gros	1	Takato Okabe
Peato Mauvaka	2	Mamoru Harada
Tevita Tatafu	3	Shuhei Takeuchi
Thibaud Flament	4	Epineri Uluiviti
Emmanuel Meafou	5	Warner Dearnis
Francois Cros	6	Kanji Shimokawa
Alexandre Roumat	7	Kazuki Himeno
Gregory Alldritt	8	Faulua Makisi
Julien Marchand	16	Kenta Matsuoka
Reda Wardi	17	Yukio Morikawa
Georges-Henri Colombe	18	Keijiro Tamefusa
Mickael Guillard	19	Amato Fakatava
Paul Boudehent	20	Tevita Tatafu
Maxime Lucu	21	Shinobu Fujiwara
Matthieu Jalibert	22	Yusuke Kajimura
Gael Fickou	23	Takuro Matsunaga

# FRANCE MATCH SQUAD DETAILS

2024 AUTUMN NATIONS SERIES



#	Player	Age	Height	Weight	Caps	Points	Tries
15	Leo Barre	22	189	89	4	5	1
14	Damian Penaud	28	192	95	53	180	36
13	Emilien Gailleton	21	185	89	3	5	1
12	Yoram Moefana	24	182	97	28	20	4
11	Louis Bielle-Biarrey	21	184	79	11	30	6
10	Thomas Ramos	29	178	87	36	337	5
9	Antoine Dupont	27	175	85	52	65	13
1	Jean-Baptiste Gros	25	187	110	29	0	0
2	Peato Mauvaka	27	184	112	34	45	9
3	Tevita Tatafu	22	178	126	0	0	0
4	Thibaud Flament	27	203	116	26	25	5
5	Emmanuel Meafou	26	203	145	2	0	0
6	Francois Cros	30	190	111	32	5	1
7	Alexandre Roumat	27	198	110	4	0	0
8	Gregory Alldritt	27	191	113	49	20	4
16	Julien Marchand	29	181	110	37	5	1
17	Reda Wardi	29	185	110	15	0	0
18	Georges-Henri Colombe	26	193	142	4	5	1
19	Mickael Guillard	23	197	112	2	0	0
20	Paul Boudehent	24	192	107	11	0	0
21	Maxime Lucu	31	177	83	23	10	1
22	Matthieu Jalibert	26	184	84	33	89	3
23	Gael Fickou	30	190	99	90	85	17

## JAPAN MATCH SQUAD DETAILS

2024 AUTUMN NATIONS SERIES

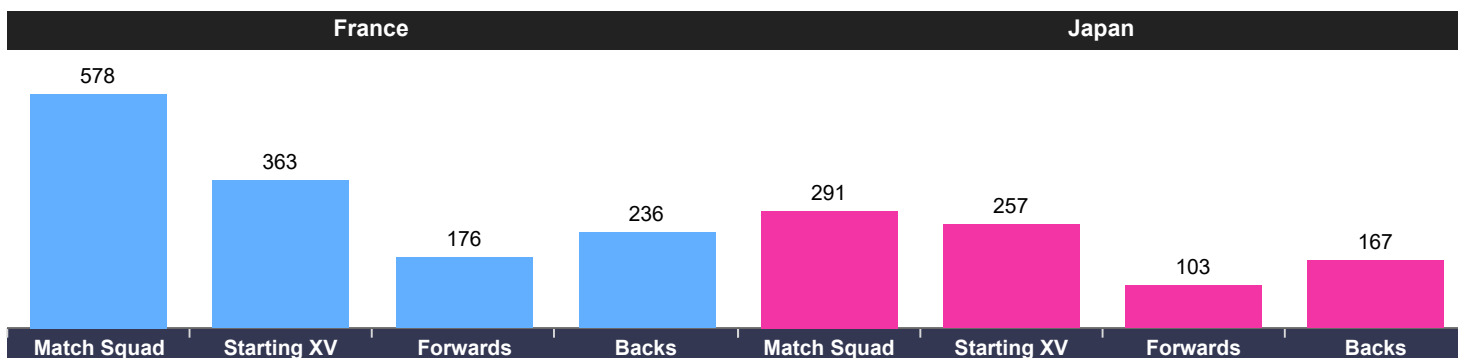


#	Player	Age	Height	Weight	Caps	Points	Tries
15	Malo Tuitama	28	182	91	5	15	3
14	Jone Naikabula	30	177	95	14	40	8
13	Dylan Riley	27	187	102	25	40	8
12	Siosaia Fifita	25	187	105	13	25	5
11	Tomoki Osada	24	179	90	15	15	3
10	Harumichi Tatekawa	34	180	94	61	66	8
9	Naoto Saito	27	165	73	21	20	4
1	Takato Okabe	29	180	105	5	0	0
2	Mamoru Harada	25	175	101	8	5	1
3	Shuhei Takeuchi	26	183	115	11	0	0
4	Epineri Uluiviti	28	196	122	3	0	0
5	Warner Dearn	22	201	117	19	20	4
6	Kanji Shimokawa	25	188	105	11	10	2
7	Kazuki Himeno	30	187	109	33	40	8
8	Faulua Makisi	27	187	112	13	5	1
16	Kenta Matsuoka	27	175	100	2	0	0
17	Yukio Morikawa	31	180	113	2	0	0
18	Keijiro Tamefusa	23	180	108	7	0	0
19	Amato Fakatava	29	195	118	11	25	5
20	Tevita Tatafu	22	178	126	0	0	0
21	Shinobu Fujiwara	25	171	76	7	5	1
22	Yusuke Kajimura	29	181	95	4	5	1
23	Takuro Matsunaga	26	172	82	1	2	0

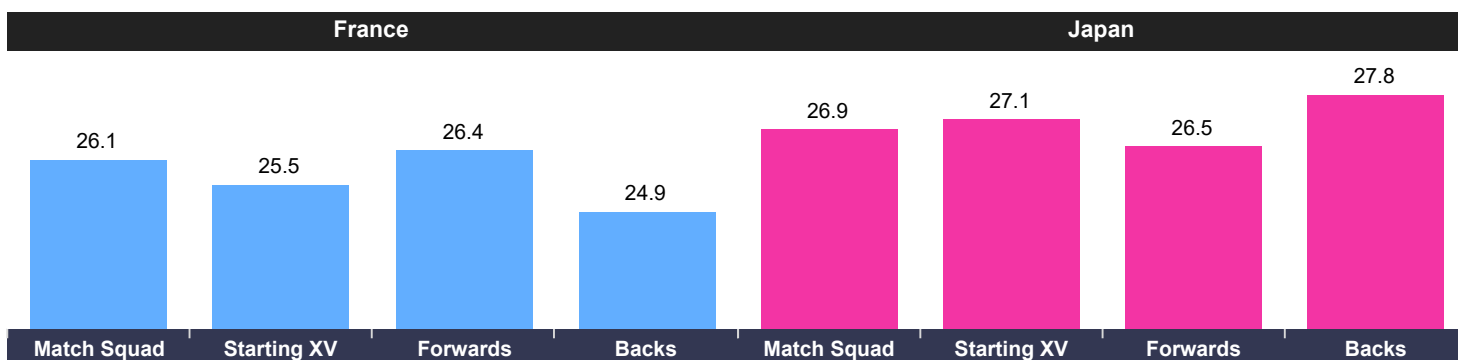
# MATCH SQUAD - SQUAD COMPARISON

2024 AUTUMN NATIONS SERIES

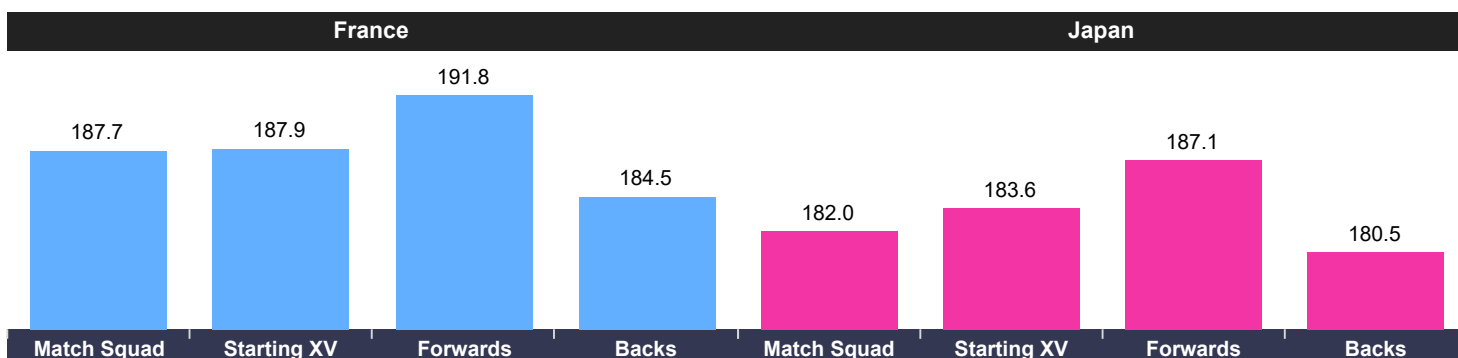
## CAPS - TOTAL



## AGE - AVERAGES



## HEIGHT - AVERAGES



## WEIGHT - AVERAGES



## LAST MATCH DETAILS

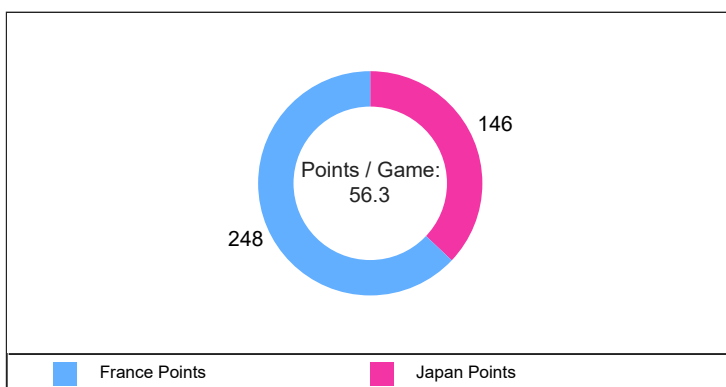
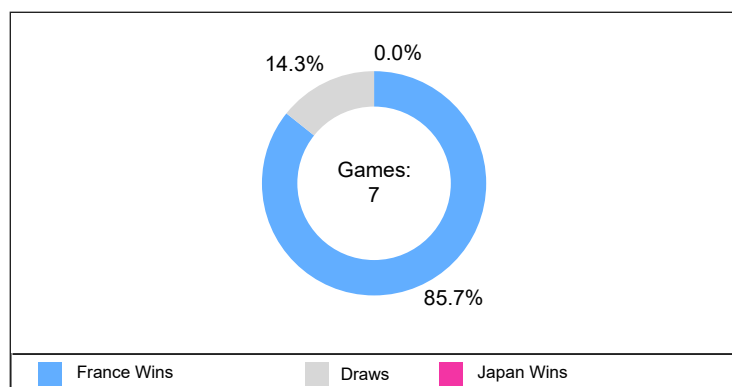
FRANCE		International v Argentina (13/07/2024) 33-25 (L)						
#	Player	Minutes	Points	Tries	Ball Carries	Kicks	Tackles	Cards
15	Leo Barre	80	0	0	13	6	5	0
14	Theo Attissogbe	80	5	1	7	0	11	0
13	Emilien Gailleton	80	5	1	7	0	15	0
12	Antoine Frisch	80	0	0	3	1	11	0
11	Lester Etien	80	0	0	6	1	1	0
10	Antoine Hastoy	80	10	0	2	8	12	0
9	Baptiste Serin	67	5	1	6	9	16	0
1	Jean-Baptiste Gros	57	0	0	3	0	11	0
2	Gaetan Barlot	67	0	0	3	0	19	0
3	Georges-Henri Colombe	53	0	0	4	0	8	1
4	Mickael Guillard	63	0	0	3	0	14	0
5	Baptiste Pesenti	41	0	0	2	0	13	0
6	Lenni Nouchi	80	0	0	10	0	27	0
7	Judicael Cancoriet	80	0	0	3	0	11	0
8	Jordan Joseph	41	0	0	5	0	10	0
16	Teddy Baubigny	17	0	0	0	0	5	0
17	Sebastien Taofifenua	23	0	0	1	0	7	0
18	Demba Bamba	16	0	0	3	0	2	0
19	Posolo Tuilagi	35	0	0	4	0	5	0
20	Romain Briatte	40	0	0	2	0	15	0
21	Killian Tixeront	13	0	0	0	0	2	0
22	Baptiste Jauneau	13	0	0	1	1	1	0
23	Leo Berdeu	0	0	0	0	0	0	0
<b>Team Total</b>		-	<b>25</b>	<b>3</b>	<b>88</b>	<b>26</b>	<b>221</b>	<b>1</b>

JAPAN		International v New Zealand (26/10/2024) 19-64 (L)						
#	Player	Minutes	Points	Tries	Ball Carries	Kicks	Tackles	Cards
15	Yoshitaka Yazaki	80	0	0	14	2	10	0
14	Jone Naikabula	80	5	1	9	1	17	0
13	Dylan Riley	80	0	0	15	2	8	0
12	Nik McCurran	80	0	0	14	0	11	0
11	Malo Tuitama	54	0	0	5	0	7	0
10	Harumichi Tatekawa	54	2	0	9	2	14	0
9	Shinobu Fujiwara	71	0	0	8	4	9	0
1	Takato Okabe	63	0	0	2	0	8	0
2	Atsushi Sakate	46	0	0	3	0	7	0
3	Shuhei Takeuchi	44	0	0	5	0	12	0
4	Sanaila Waqa	44	0	0	3	0	6	0
5	Warner Dearn	80	0	0	8	1	11	0
6	Amato Fakatava	80	0	0	9	1	17	0
7	Kazuki Himeno	74	0	0	12	0	16	0
8	Faulua Makisi	51	5	1	11	0	12	0
16	Mamoru Harada	34	0	0	8	0	3	0
17	Takayoshi Mohara	17	0	0	1	0	0	0
18	Opeti Helu	36	5	1	9	0	2	0
19	Epineri Uluiviti	36	0	0	9	0	4	0
20	Kanji Shimokawa	34	0	0	5	0	3	0
21	Taiki Koyama	9	0	0	3	0	3	0
22	Tomoki Osada	26	0	0	5	1	4	0
23	Takuro Matsunaga	26	2	0	5	1	3	0
<b>Team Total</b>		-	<b>19</b>	<b>3</b>	<b>172</b>	<b>15</b>	<b>187</b>	<b>0</b>

## HEAD TO HEAD

All Time

	Games	France Wins	Draws	Japan Wins
Overall:	7	6	1	0
France at Home:	3	2	1	0
Japan at Home:	2	2	0	0
Neutral Venue:	2	2	0	0



## LAST 10 MEETINGS

Year	Date	Team	Score	Opposition	Venue	Winner
2022	20/11/2022	France	35-17	Japan	Stadium de Toulouse	France
2022	09/07/2022	Japan	15-20	France	Japan National Stadium	France
2022	02/07/2022	Japan	23-42	France	City of Toyota Stadium	France
2017	25/11/2017	France	23-23	Japan	Paris	Match drawn
2011	10/09/2011	France	47-21	Japan	North Shore City	France
2003	18/10/2003	France	51-29	Japan	Townsville	France
1973	27/10/1973	France	30-18	Japan	Bordeaux	France

# RESULTS

Since 2023

FRANCE								
Date	Opponent	Comp	H/A	Result	F	A	TF	TA
05/02/2023	Italy	Six Nations	A	W	29	24	4	2
11/02/2023	Ireland	Six Nations	A	L	19	32	1	4
26/02/2023	Scotland	Six Nations	H	W	32	21	4	3
11/03/2023	England	Six Nations	A	W	53	10	7	1
18/03/2023	Wales	Six Nations	H	W	41	28	5	4
05/08/2023	Scotland	International	A	L	21	25	3	3
12/08/2023	Scotland	International	H	W	30	27	3	4
19/08/2023	Fiji	International	H	W	34	17	3	2
27/08/2023	Australia	International	H	W	41	17	4	3
08/09/2023	New Zealand	RWC	H	W	27	13	2	2
14/09/2023	Uruguay	RWC	H	W	27	12	3	2
21/09/2023	Namibia	RWC	H	W	96	0	14	0
06/10/2023	Italy	RWC	H	W	60	7	8	1
15/10/2023	South Africa	RWC	H	L	28	29	3	4
02/02/2024	Ireland	Six Nations	H	L	17	38	2	5
10/02/2024	Scotland	Six Nations	A	W	20	16	2	1
25/02/2024	Italy	Six Nations	H	D	13	13	1	1
10/03/2024	Wales	Six Nations	A	W	45	24	5	3
16/03/2024	England	Six Nations	H	W	33	31	3	4
06/07/2024	Argentina	International	A	W	28	13	3	2
10/07/2024	Uruguay	International	A	W	43	28	4	4
13/07/2024	Argentina	International	A	L	25	33	3	5
<b>Average</b>					<b>29.2</b>	<b>23.5</b>	<b>3.0</b>	<b>3.1</b>

JAPAN								
Date	Opponent	Comp	H/A	Result	F	A	TF	TA
22/07/2023	Samoa	International	H	L	22	24	1	3
29/07/2023	Tonga	International	H	W	21	16	3	2
05/08/2023	Fiji	International	H	L	12	35	2	5
26/08/2023	Italy	International	A	L	21	42	3	5
10/09/2023	Chile	RWC	H	W	42	12	6	2
17/09/2023	England	RWC	A	L	12	34	0	4
28/09/2023	Samoa	RWC	H	W	28	22	3	3
08/10/2023	Argentina	RWC	H	L	27	39	3	5
22/06/2024	England	International	H	L	17	52	2	8
13/07/2024	Georgia	International	H	L	23	25	2	3
21/07/2024	Italy	International	H	L	14	42	2	5
25/08/2024	Canada	Pacific Nations Cup	A	W	55	28	8	4
07/09/2024	USA	Pacific Nations Cup	H	W	41	24	5	3
15/09/2024	Samoa	Pacific Nations Cup	A	W	49	27	7	3
21/09/2024	Fiji	Pacific Nations Cup	A	L	17	41	2	5
26/10/2024	New Zealand	International	H	L	19	64	3	10
<b>Average</b>					<b>25.9</b>	<b>35.0</b>	<b>3.3</b>	<b>4.7</b>

## FORM - FRANCE

All Competitions

FRANCE						
Record	Date	Opponent	Comp	Score	Days Since	Games Since
Last Win	10/07/2024	Uruguay	International	43-28	120	1
Last Loss	13/07/2024	Argentina	International	25-33	117	0
Last Home Win	16/03/2024	England	Six Nations	33-31	236	3
Last Home Loss	02/02/2024	Ireland	Six Nations	17-38	279	7
Last Away Win	10/07/2024	Uruguay	International	43-28	120	1
Last Away Loss	13/07/2024	Argentina	International	25-33	117	0

JAPAN						
Record	Date	Opponent	Comp	Score	Days Since	Games Since
Last Win	15/09/2024	Samoa	Pacific Nations Cup	49-27	53	2
Last Loss	26/10/2024	New Zealand	International	19-64	12	0
Last Home Win	07/09/2024	USA	Pacific Nations Cup	41-24	61	3
Last Home Loss	26/10/2024	New Zealand	International	19-64	12	0
Last Away Win	15/09/2024	Samoa	Pacific Nations Cup	49-27	53	2
Last Away Loss	21/09/2024	Fiji	Pacific Nations Cup	17-41	47	1

## LAST MEETING - STATISTICS

### France 35-17 Japan (2022-11-20 - Autumn Nations Series)

France	Japan	
4	Tries	2
3	Conversions	2
3	Penalty Goals	1
132	Ball Carries	79
11	Offloads	8
8	Line Breaks	3
38	Defenders Beaten	11
766	Carry Metres	560
104	Total Tackles	187
11	Missed Tackle	38
6	Turnovers Won	2
13	Turnover Conceded	15
18	Lineouts Won	8
0	Lineouts Lost	3
7	Total Penalties Conceded	8
43	Kicks in Play	31

#	Player	Minutes Played	Tries	Points	Ball Carries	Defenders Beaten	Tackles	Tackles - Success	Turnovers Won	Pens Conceded
15	Thomas Ramos	80	0	15	12	7	5	2	0	0
14	Damian Penaud	80	2	10	7	1	3	2	0	1
13	Gael Fickou	15	0	0	2	0	2	2	0	0
12	Jonathan Danty	80	0	0	10	3	11	8	0	2
11	Yoram Moefana	80	0	0	7	1	9	5	0	0
10	Romain Ntamack	57	0	0	7	0	5	4	0	0
9	Maxime Lucu	69	0	0	2	3	4	4	1	0
1	Reda Wardi	61	0	0	6	0	6	6	0	0
2	Julien Marchand	59	0	0	11	5	10	8	2	0
3	Uini Atonio	45	0	0	4	0	4	4	0	0
4	Cameron Woki	74	0	0	6	0	8	6	0	0
5	Romain Taofifenua	59	0	0	4	0	10	9	0	1
6	Anthony Jelonch	80	1	5	3	0	15	9	0	1
7	Charles Ollivon	80	1	5	7	1	5	5	2	0
8	Gregory Alldritt	80	0	0	19	8	8	8	1	1
16	Peato Mauvaka	21	0	0	1	1	1	1	0	0
17	Dany Priso	19	0	0	1	0	0	0	0	0
18	Sipili Falatea	35	0	0	5	1	0	0	0	0
19	Florian Verhaeghe	6	0	0	1	0	3	2	0	0
20	Bastien Chalureau	21	0	0	7	0	2	1	0	1
21	Sekou Macalou	65	0	0	2	1	8	6	0	0
22	Baptiste Couilloud	11	0	0	3	0	1	1	0	0
23	Matthieu Jalibert	23	0	0	5	6	1	0	0	0

#	Player	Minutes	Tries	Points	Ball Carries	Defenders Beaten	Tackles	Tackles - Success	Turnovers Won	Pens Conceded
15	Ryohei Yamanaka	74	0	0	6	1	2	0	0	0
14	Dylan Riley	80	0	0	11	1	6	4	0	0
13	Shogo Nakano	80	0	0	7	3	13	6	0	0
12	Ryoto Nakamura	53	0	0	2	0	12	9	0	1
11	Siosaia Fifita	80	1	5	7	2	5	4	0	0
10	Seungsin Lee	80	0	7	2	0	15	8	0	1
9	Naoto Saito	51	1	5	1	0	4	2	0	0
1	Keita Inagaki	55	0	0	2	0	14	12	0	0
2	Atsushi Sakate	74	0	0	3	0	19	13	0	1
3	Jiwon Gu	74	0	0	3	0	16	16	0	2
4	Warner Dearn	74	0	0	5	0	15	12	0	1
5	Jack Cornelsen	80	0	0	2	1	10	8	0	1
6	Michael Leitch	80	0	0	5	0	13	10	1	1
7	Pieter Labuschagne	80	0	0	5	1	20	14	0	0
8	Kazuki Himeno	51	0	0	6	2	8	8	1	0
16	Kosuke Horikoshi	6	0	0	1	0	4	3	0	0
17	Craig Millar	25	0	0	0	0	9	6	0	0
18	Shuhei Takeuchi	6	0	0	0	0	2	2	0	0
19	Wimpie van der Walt	6	0	0	0	0	3	2	0	0
20	Tevita Tatafu	29	0	0	4	0	9	9	0	0
21	Yutaka Nagare	29	0	0	1	0	2	0	0	0
22	Hayata Nakao	6	0	0	1	0	1	0	0	0
23	Kotaro Matsushima	27	0	0	5	0	2	1	0	0

**TEAM ANALYSIS**  
**2024 INTERNATIONALS**

## TEAM ANALYSIS - MATCH AVERAGES

2024 INTERNATIONALS

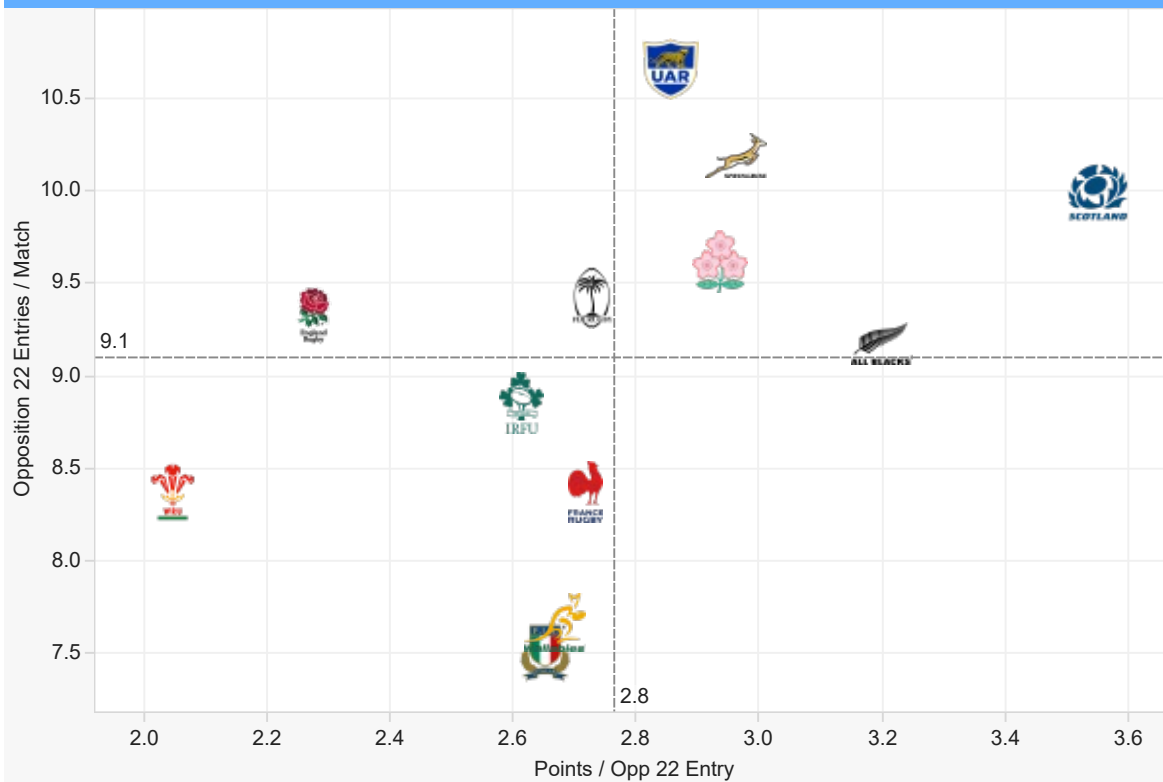
		
28.0	Points	29.4
2.9	Tries	3.9
89.6%	Goal Kicking %	89.7%
107.8	Carries	131.5
643.6	Carry Metres	852.6
8.4	Opposition 22 Entries	9.6
2.7	Points / Opp 22 Entry	2.9
5.4	Line Breaks	7.0
22.9	Defenders Beaten	27.0
8.9	Offloads	6.8
130.9	Passes	188.0
28.1	Kicks From Hand	21.0
149.4	Tackles	146.0
17.6	Missed Tackles	22.5
88.2%	Tackle %	84.6%
7.9	Dominant Tackles	5.3
8.6	Pens Conceded	9.9
0.4	Yellow Cards	0.3
2	Red Cards (Total)	1
3.3	Turnovers Won	3.3
11.9	Turnovers Conceded	13.6
87.4%	Lineout Success %	89.1%
91.7%	Scrum Success %	89.7%
96.5%	Ruck Success %	95.6%
42.5%	Gainline Forward %	45.7%

All stats are on a per match basis (unless stated otherwise)

# TEAM ANALYSIS - 22 ENTRIES

2024 INTERNATIONALS

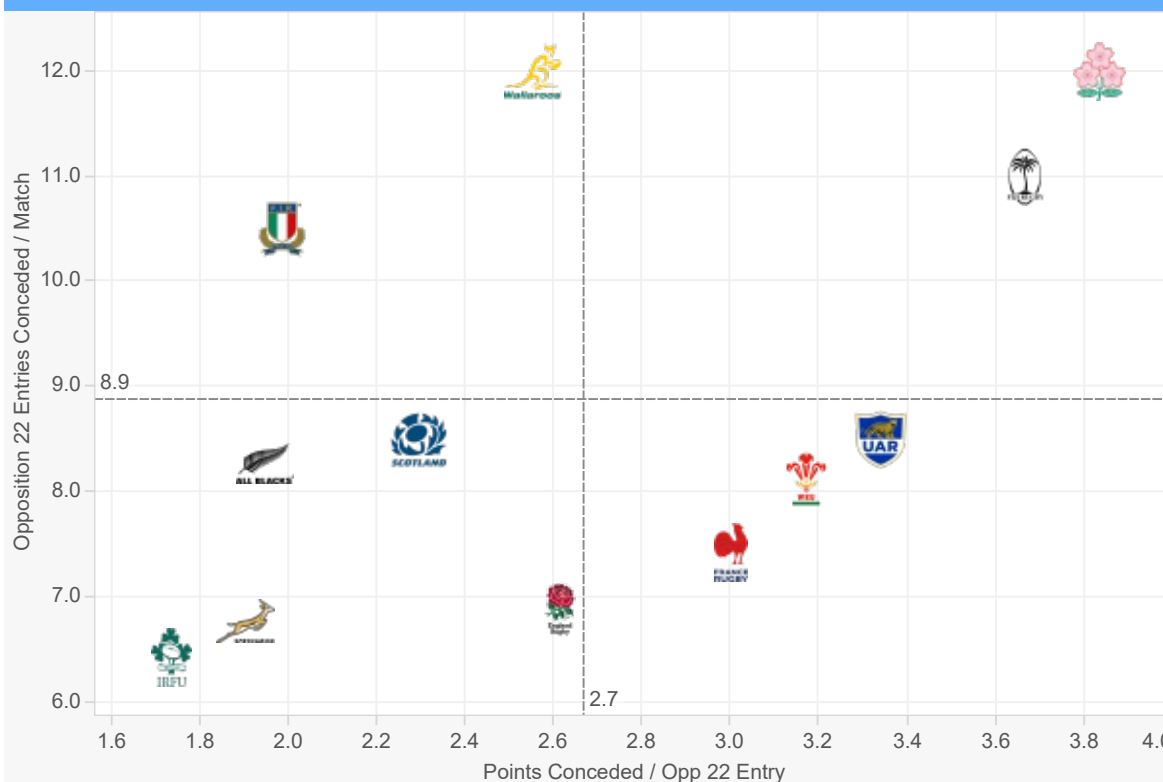
## 22 ENTRIES FOR



22 Entries / Match	
Argentina	10.7
South Africa	10.2
Scotland	10.0
Japan	9.6
Fiji	9.4
England	9.3
New Zealand	9.2
Ireland	8.9
Wales	8.4
France	8.4
Australia	7.7
Italy	7.5

Points / Entry	
Scotland	3.6
New Zealand	3.2
South Africa	3.0
Japan	2.9
Argentina	2.9
Fiji	2.7
France	2.7
Australia	2.7
Italy	2.7
Ireland	2.6
England	2.3
Wales	2.0

## 22 ENTRIES AGAINST



22 Entries Con. / Match	
Japan	12.0
Australia	12.0
Fiji	11.0
Italy	10.5
Scotland	8.5
Argentina	8.5
New Zealand	8.3
Wales	8.1
France	7.4
England	6.9
South Africa	6.8
Ireland	6.4

Points Con / Entry	
Japan	12.0
Fiji	11.0
Argentina	8.5
Wales	8.1
France	7.4
England	6.9
Australia	12.0
Scotland	8.5
Italy	10.5
New Zealand	8.3
South Africa	6.8
Ireland	6.4

# TEAM ANALYSIS - POINTS & TRIES

2024 INTERNATIONALS

## POINTS PER PERIOD

	SCORED					CONCEDED				
	Total	1'-20'	21'-HT	HT-60'	61'-80'	Total	1'-20'	21'-HT	HT-60'	61'-80'
Argentina	288	50	92	49	97	248	72	79	58	39
Australia	208	65	60	30	53	250	57	69	44	80
England	224	54	58	77	35	197	51	58	30	58
Fiji	198	42	47	57	52	121	41	24	21	35
France	224	49	60	53	62	161	37	40	36	48
Ireland	189	44	52	23	70	84	39	13	13	19
Italy	188	66	38	36	48	97	27	16	29	25
Japan	228	71	57	38	62	140	37	35	25	43
New Zealand	350	107	122	69	52	199	41	62	39	57
Scotland	370	94	105	67	104	216	55	57	47	57
South Africa	330	81	69	65	115	109	32	22	36	19
Wales	128	16	38	29	45	132	30	26	37	39
<b>Total</b>	<b>2,925</b>	<b>739</b>	<b>798</b>	<b>593</b>	<b>795</b>	<b>2,344</b>	<b>620</b>	<b>616</b>	<b>476</b>	<b>632</b>

## TRIES PER PERIOD

	SCORED					CONCEDED				
	Total	1'-20'	21'-HT	HT-60'	61'-80'	Total	1'-20'	21'-HT	HT-60'	61'-80'
Argentina	38	6	13	6	13	30	9	10	6	5
Australia	24	7	6	4	7	32	7	9	5	11
England	26	6	6	10	4	21	6	5	4	6
Fiji	28	7	6	7	8	17	6	3	3	5
France	23	5	5	6	7	20	4	4	5	7
Ireland	23	4	6	3	10	11	6	1	1	3
Italy	21	8	3	5	5	8	2	1	3	2
Japan	30	9	7	5	9	18	5	4	3	6
New Zealand	46	15	17	8	6	28	5	10	5	8
Scotland	50	13	13	9	15	24	7	5	4	8
South Africa	40	11	8	5	16	15	5	2	5	3
Wales	16	1	5	4	6	16	3	3	5	5
<b>Total</b>	<b>365</b>	<b>92</b>	<b>95</b>	<b>72</b>	<b>106</b>	<b>282</b>	<b>74</b>	<b>70</b>	<b>56</b>	<b>82</b>

## TRY ORIGIN

	SCORED										CONCEDED							
	Total	Counter Attack	Free Kick	Lineout	Penalty	Scrum	Start Half	Tap Penalty	Turnover	Total	Counter Attack	Free Kick	Lineout	Penalty	Scrum	Start Half	Tap Penalty	Turnover
Argentina	45	6	0	13	0	6	1	3	16	35	5	0	14	0	4	0	2	10
Australia	27	3	1	13	1	3	0	2	4	40	7	0	14	0	4	0	1	14
England	30	4	0	15	0	2	1	1	7	27	5	1	10	0	2	0	1	8
Fiji	30	2	1	9	0	8	0	2	8	18	1	1	8	1	4	0	0	3
France	29	6	1	6	0	7	0	1	8	21	0	0	16	0	3	1	0	1
Ireland	22	0	0	16	0	1	1	1	3	11	0	0	6	0	2	0	1	2
Italy	23	2	0	7	0	4	0	1	9	11	1	0	4	1	1	0	1	3
Japan	36	5	0	14	0	2	0	4	11	22	5	0	9	0	3	0	1	4
New Zealand	54	8	2	22	0	6	0	2	14	32	4	0	13	0	4	0	2	9
Scotland	58	8	0	27	1	5	0	2	15	28	4	0	14	0	3	0	1	6
South Africa	46	4	0	18	1	6	0	2	15	16	0	1	5	0	4	0	2	4
Wales	21	2	0	12	0	1	0	3	3	17	1	0	4	0	2	1	5	4
<b>Total</b>	<b>421</b>	<b>50</b>	<b>5</b>	<b>172</b>	<b>3</b>	<b>51</b>	<b>3</b>	<b>24</b>	<b>113</b>	<b>325</b>	<b>37</b>	<b>4</b>	<b>136</b>	<b>3</b>	<b>42</b>	<b>3</b>	<b>19</b>	<b>81</b>

Max & Min values are highlighted per time-frame/phase/section



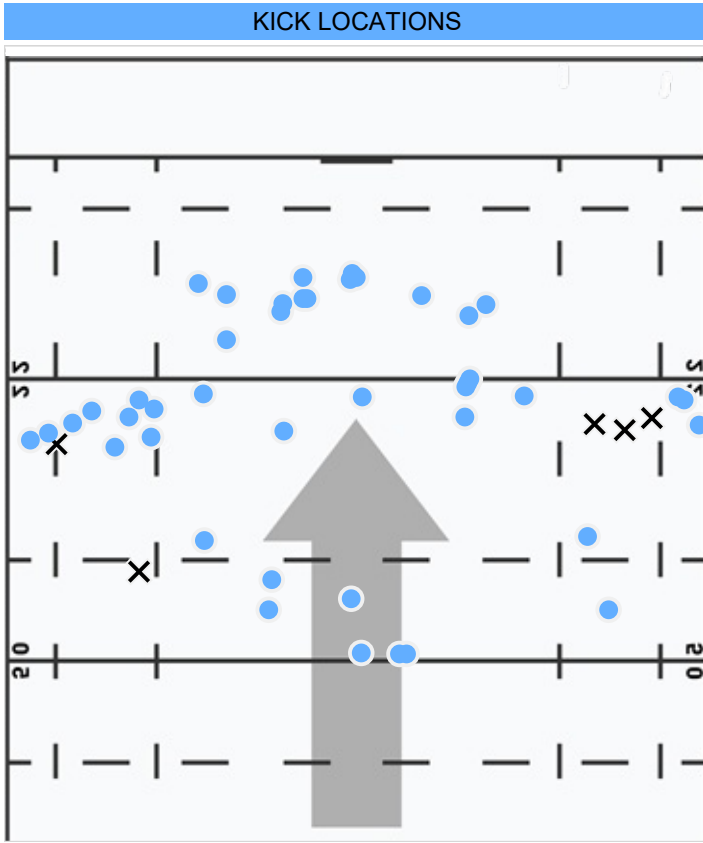
**FRANCE  
RUGBY**

# ***TEAM ANALYSIS***

***FRANCE - 2024 INTERNATIONALS***

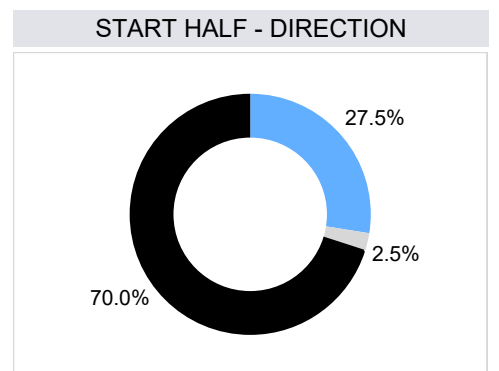
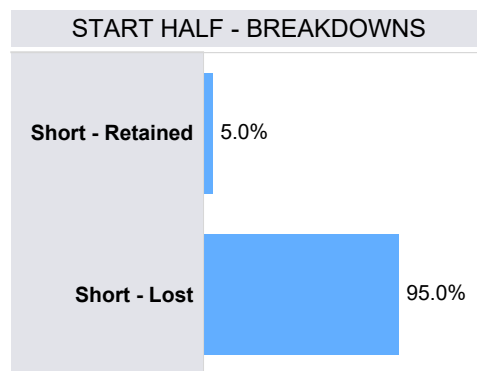
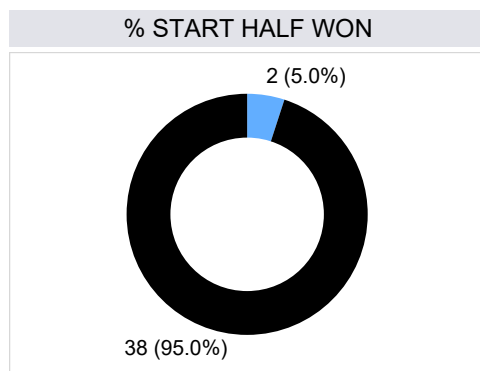
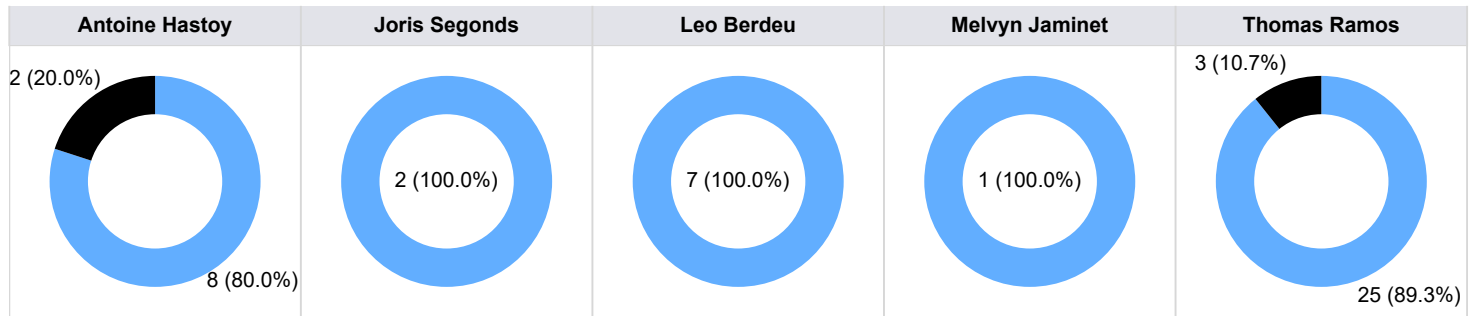
# KICKING

FRANCE - 2024 INTERNATIONALS



LAST 20 KICKS AT GOAL				
Opponent	Min	Player	Pts Gained	
Argentina	10	Antoine Hastoy	0.18	Conv Made
	25	Antoine Hastoy	0.39	Pen Made
	42	Antoine Hastoy	0.25	Pen Made
	47	Antoine Hastoy	0.69	Conv Made
	52	Antoine Hastoy	-1.38	Conv Missed
Uruguay	7	Leo Berdeu	0.85	Pen Made
	10	Leo Berdeu	1.12	Conv Made
	21	Leo Berdeu	0.19	Conv Made
	32	Leo Berdeu	1.31	Pen Made
	41	Leo Berdeu	0.92	Pen Made
	47	Leo Berdeu	0.29	Pen Made
	53	Leo Berdeu	0.27	Pen Made
	62	Joris Segonds	0.03	Conv Made
65	Joris Segonds	0.03	Conv Made	
Argentina	23	Antoine Hastoy	0.20	Pen Made
	37	Antoine Hastoy	0.62	Conv Made
	47	Antoine Hastoy	0.08	Conv Made
	57	Antoine Hastoy	0.94	Pen Made
	68	Antoine Hastoy	-1.50	Conv Missed
	76	Melvyn Jaminet	1.57	Pen Made
<b>Overall Points Gained</b>			<b>12.78</b>	

## KICKS AT GOAL



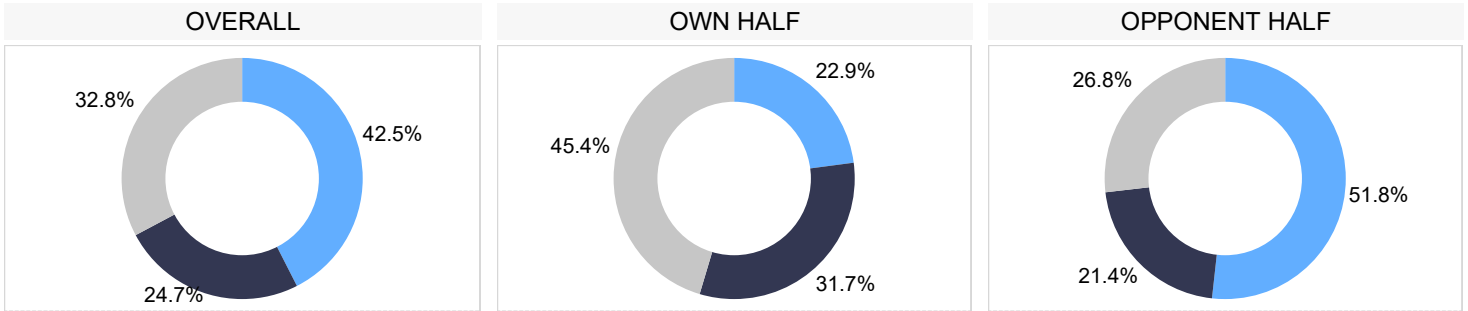
Won Lost

Right Split Left

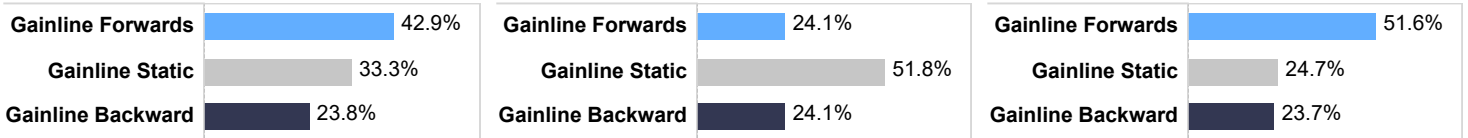
# COLLISIONS

FRANCE - 2024 INTERNATIONALS

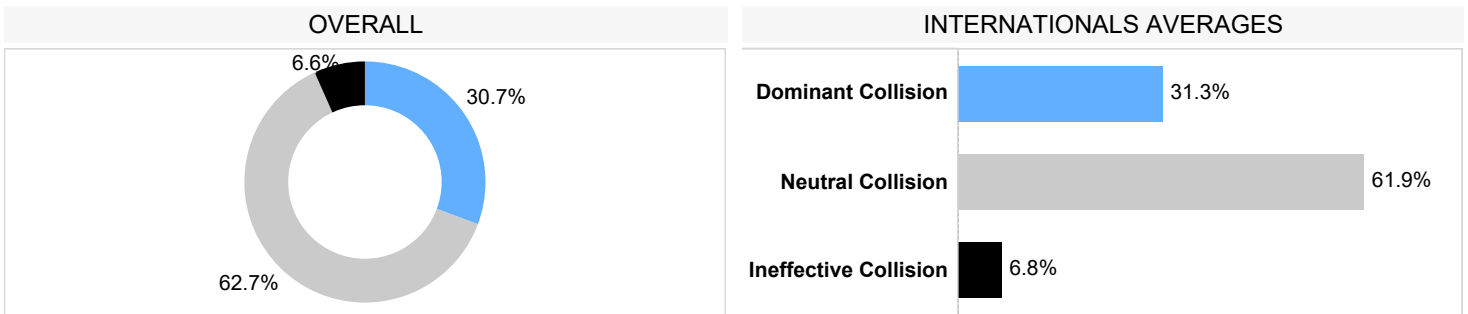
## GAINLINE SUCCESS



### INTERNATIONALS AVERAGES

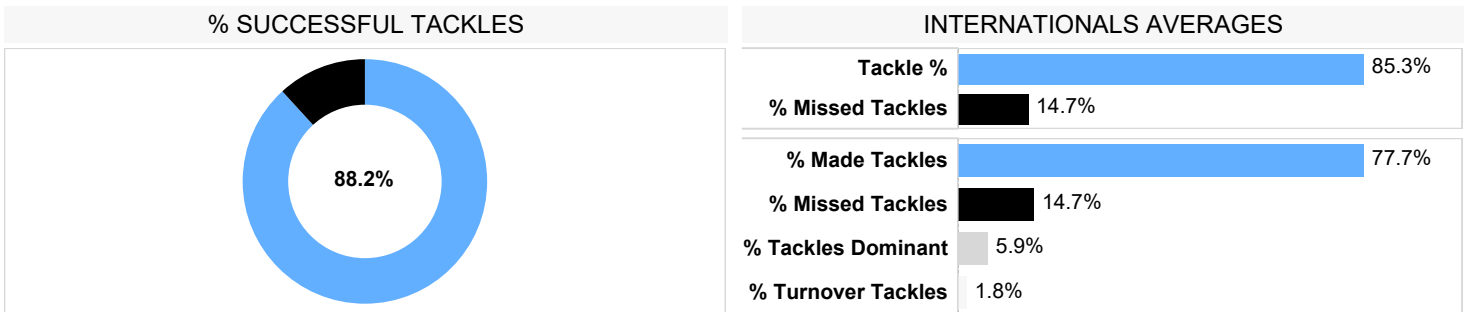


## CARRIES INTO CONTACT\*

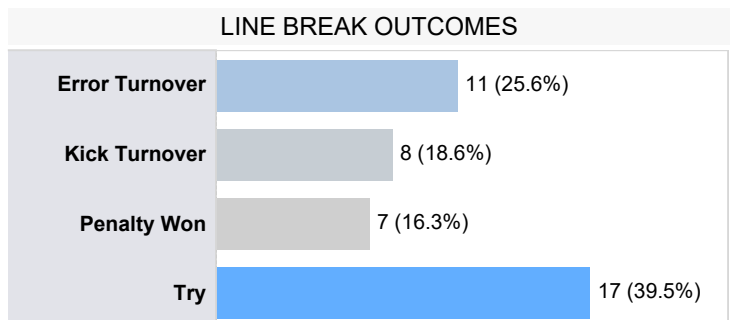


\*dominance based on tackle outcome

## TACKLES

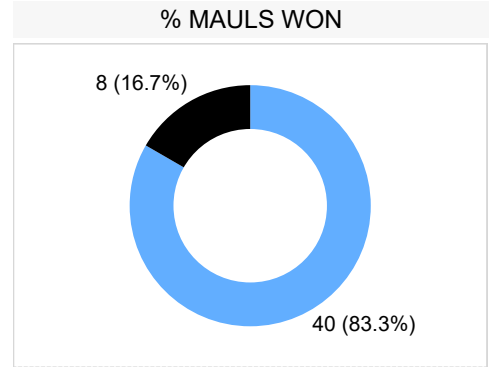
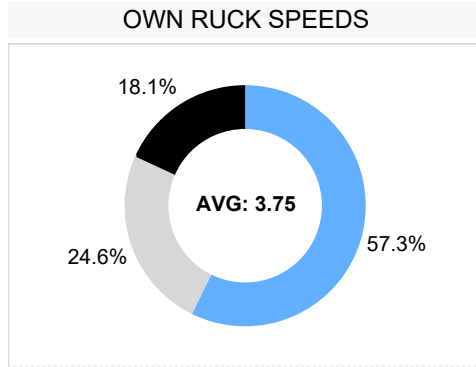
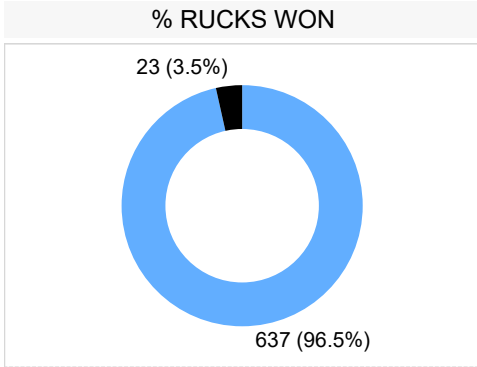


CARRIES & BREAKS	
Line Breaks	43
Line breaks / match	5.4
Defenders Beaten	183
Defenders Beaten / match	22.9
Ball Carries	862.0
Carries / Match	107.8

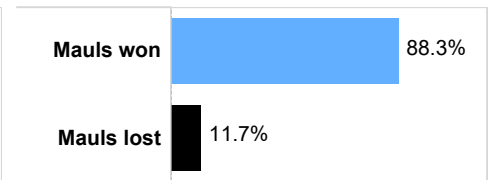
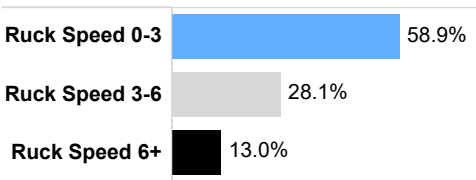
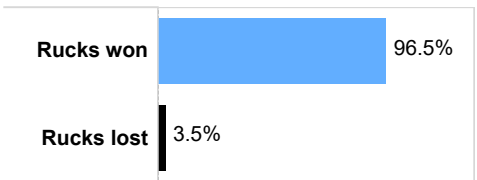


# BREAKDOWN

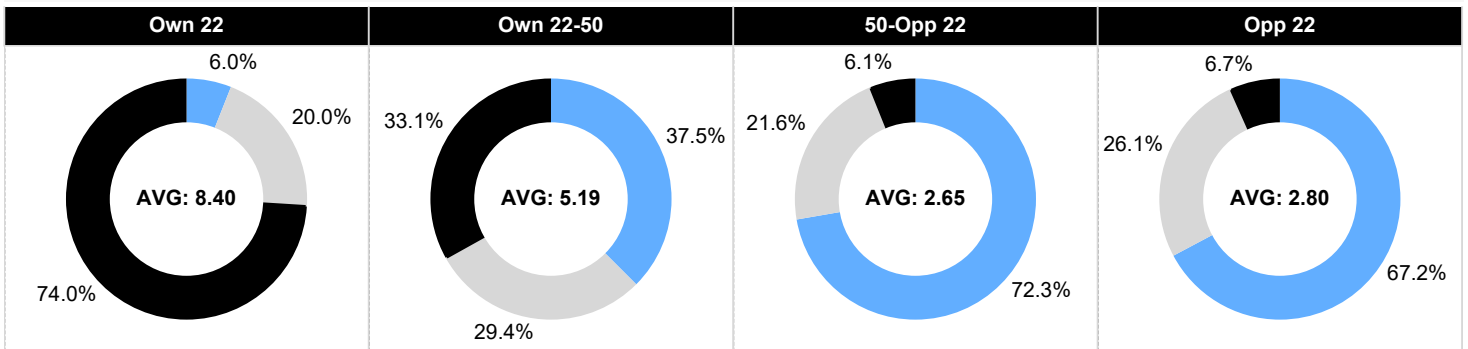
FRANCE - 2024 INTERNATIONALS



## INTERNATIONALS AVERAGES



## RUCK SPEEDS - LOCATIONS



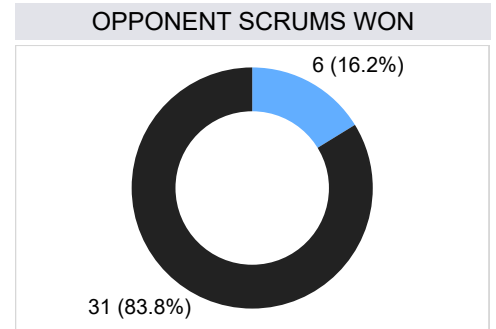
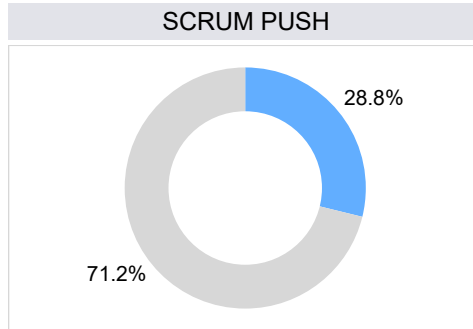
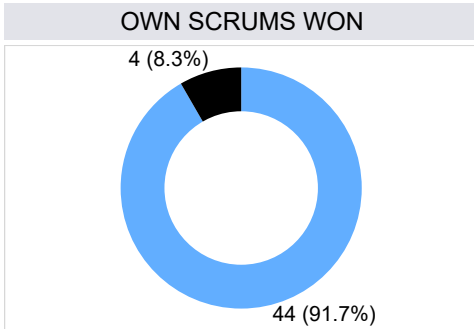
■ Ruck Speed 0-3   
 ■ Ruck Speed 3-6   
 ■ Ruck Speed 6+

Attacking Breakdown Arrivals		Defensive Breakdown Arrivals		Breakdown Steals				
1	Francois Cros	124	1	Gregory Alldritt	36	1	Gregory Alldritt	3
2	Charles Ollivon	79	2	Julien Marchand	34	2	Mickael Guillard	3
3	Peato Mauvaka	63	3	Francois Cros	23	3	Francois Cros	2
4	Cyril Baille	56	4	Gael Fickou	20	4	Georges-Henri Colombe	2
5	Julien Marchand	53	5	Jonathan Danty	19	<b>Team Total</b>		<b>20</b>

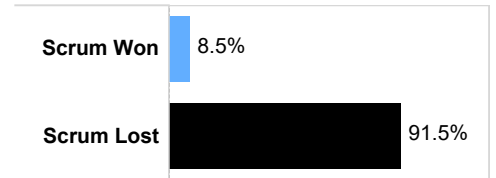
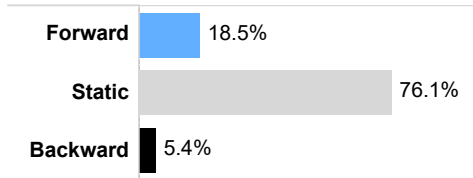
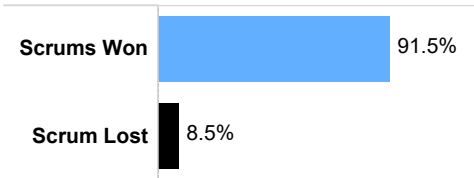
# SET PIECE

FRANCE - 2024 INTERNATIONALS

## SCRUMS



### INTERNATIONALS AVERAGES



**OWN SCRUMS**

Scrum Won	Scrum Reset Retained	Scrum Lost
44	4	4

**OPPONENT SCRUMS**

Scrum Won	Scrum Reset Retained	Scrum Lost
6	8	31

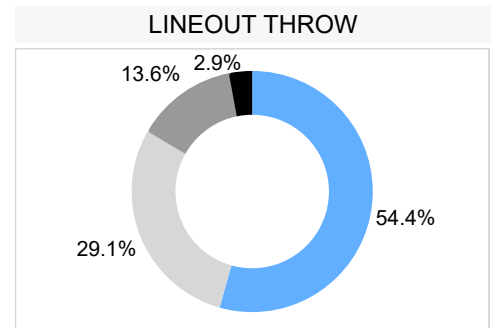
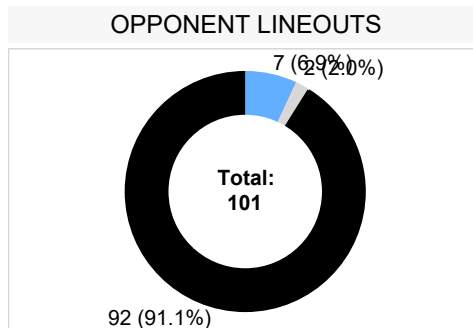
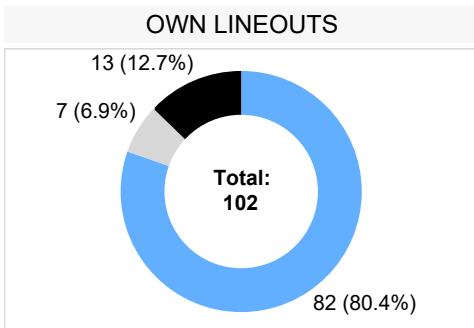
**OWN SCRUMS WON**

	Used	Penalty	Free Kick
Total	31	10	3
% of Total	70.5%	22.7%	6.8%

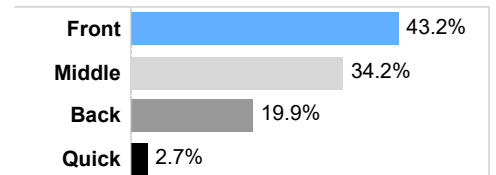
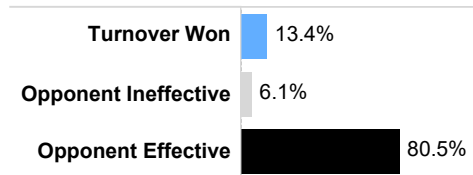
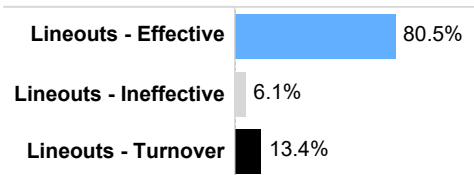
**OPPONENT SCRUMS WON**

	Used	Penalty	Free Kick
Total	6	6	0
% of Total	100.0%	0.0%	0.0%

## LINEOUTS



### INTERNATIONALS AVERAGES

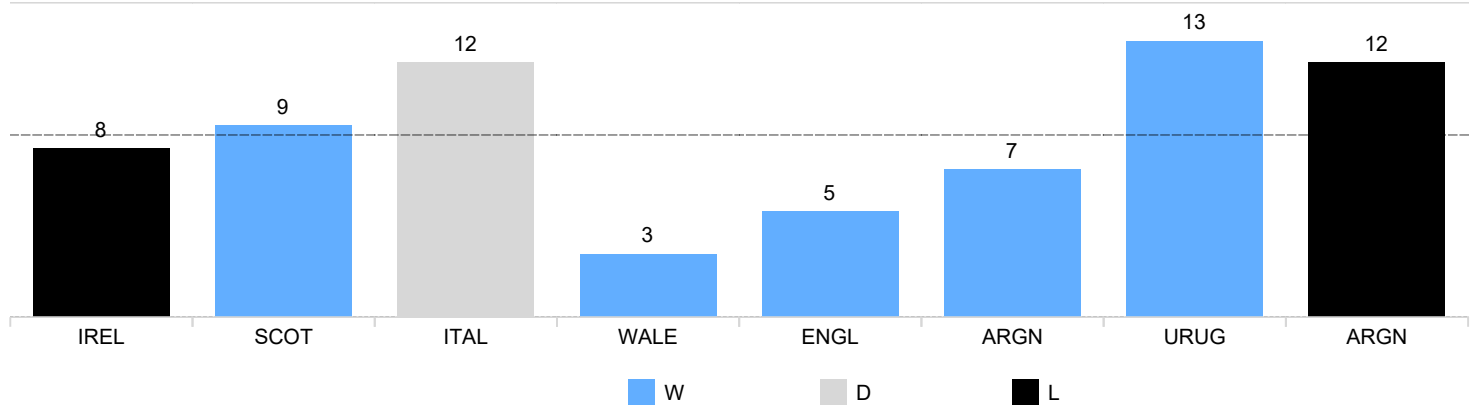


# DISCIPLINE

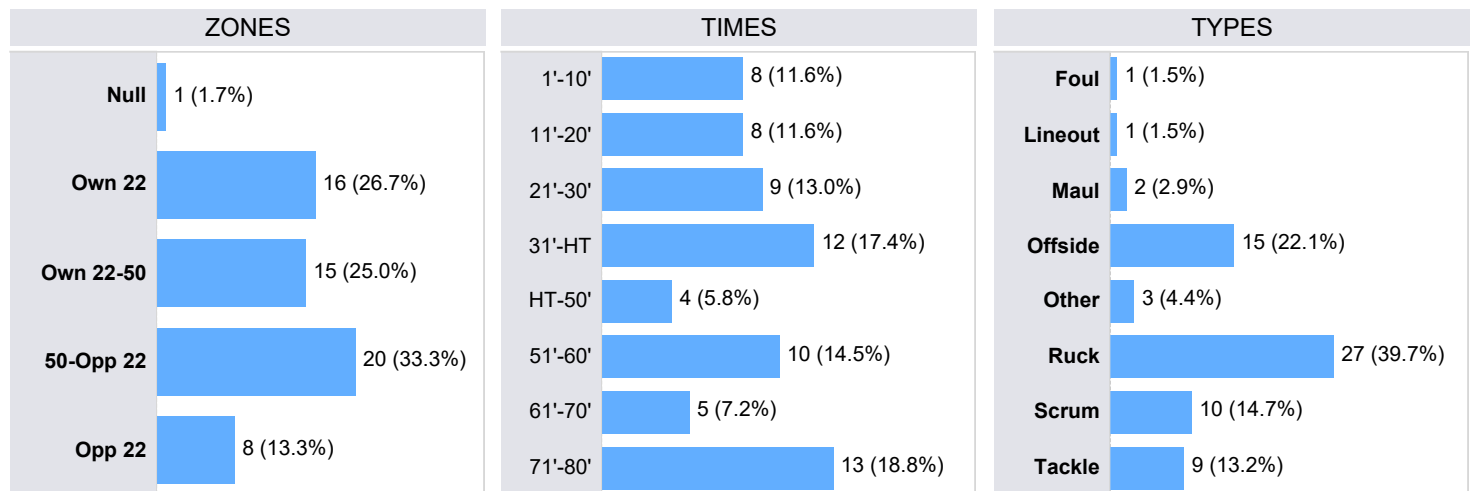
FRANCE - 2024 INTERNATIONALS

Statistic	Team	Year Average
Total penalties conceded / match	8.6	5.2
Yellow cards / match	0.4	0.4
Red cards / match	0.3	0.0

## PENALTIES CONCEDED PER MATCH




## PENALTIES & INFRINGEMENTS



## PLAYER STATISTICS - PER 80 AVERAGES WITH A MINIMUM 240 MINUTES PLAYED

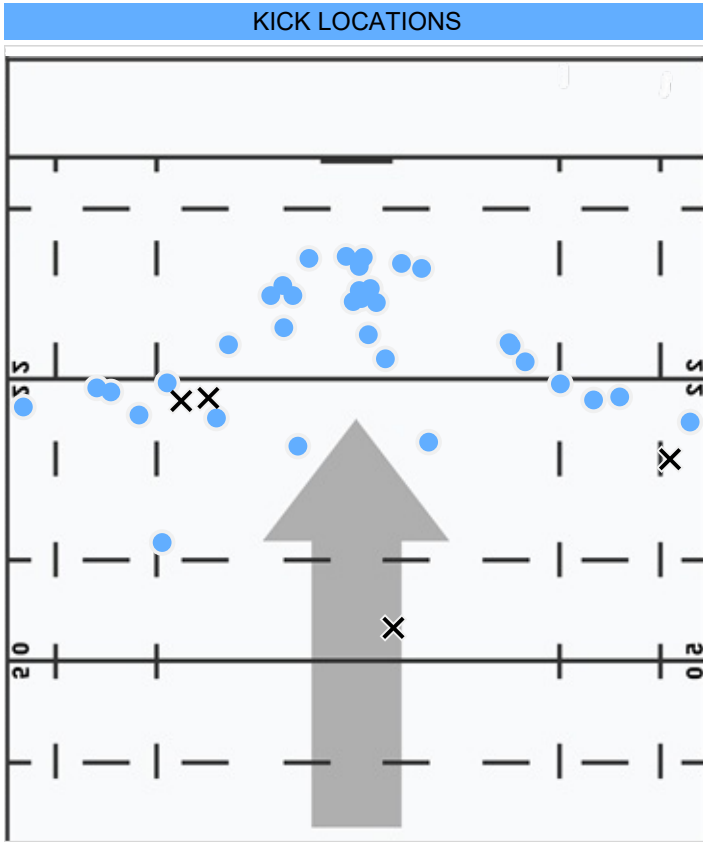
Total penalties conceded		Penalties conceded / 80 minutes		Yellow / Red cards	
1	Demba Bamba	4	0.9	1	1 / 1
2	Gael Fickou	4	0.9	2	Georges-Henri Colombe
3	Sebastien Taoiffenua	4	0.8	3	Jonathan Danty
4	Cyril Baille	3	0.6	4	Uini Atonio
5	Matthieu Jalibert	3	0.5		



**TEAM ANALYSIS**  
**JAPAN - 2024 INTERNATIONALS**

# KICKING

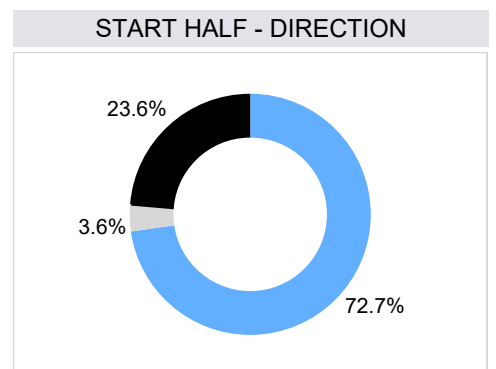
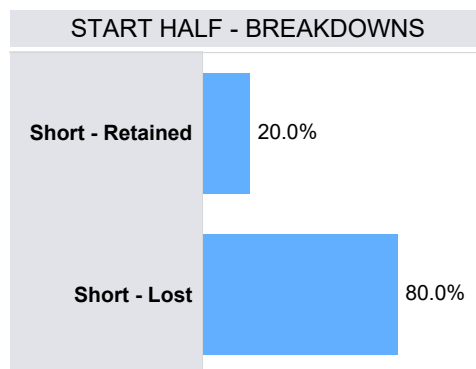
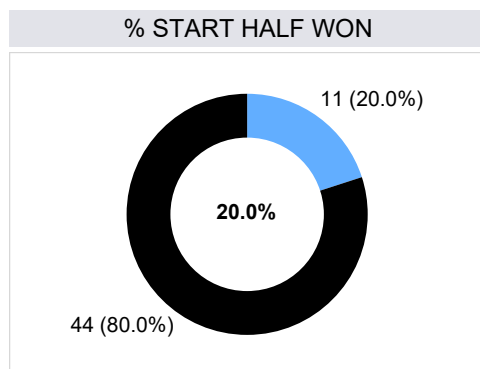
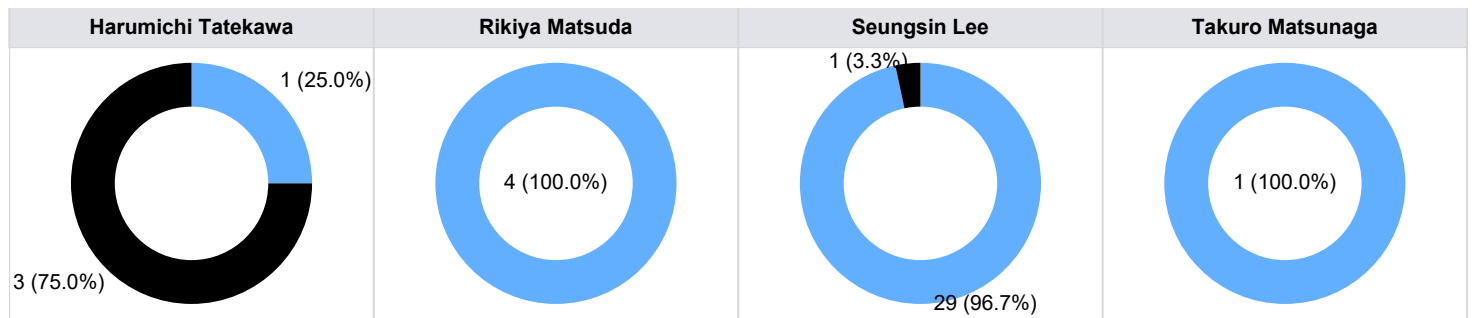
JAPAN - 2024 INTERNATIONALS



### LAST 20 KICKS AT GOAL

Opponent	Min	Player	Pts Gained	Result
New Zealand	6	Harumichi Tateka..	0.10	Conv Made
	19	Harumichi Tateka..	-1.72	Conv Missed
	70	Takuro Matsunaga	0.03	Conv Made
Fiji	7	Seungsin Lee	0.08	Pen Made
	21	Seungsin Lee	0.07	Conv Made
	78	Seungsin Lee	0.04	Conv Made
Samoa	7	Seungsin Lee	0.46	Conv Made
	17	Seungsin Lee	0.17	Conv Made
	40	Seungsin Lee	0.49	Conv Made
	45	Seungsin Lee	0.34	Conv Made
	59	Seungsin Lee	0.04	Conv Made
	80	Seungsin Lee	0.22	Conv Made
USA	5	Seungsin Lee	0.06	Pen Made
	15	Seungsin Lee	0.02	Conv Made
	23	Seungsin Lee	0.05	Conv Made
	40	Seungsin Lee	0.92	Conv Made
	45	Seungsin Lee	0.03	Conv Made
	62	Seungsin Lee	0.22	Pen Made
	67	Seungsin Lee	0.03	Conv Made
Canada	5	Seungsin Lee	0.02	Conv Made
<b>Overall Points Gained</b>			<b>-7.33</b>	

## KICKS AT GOAL



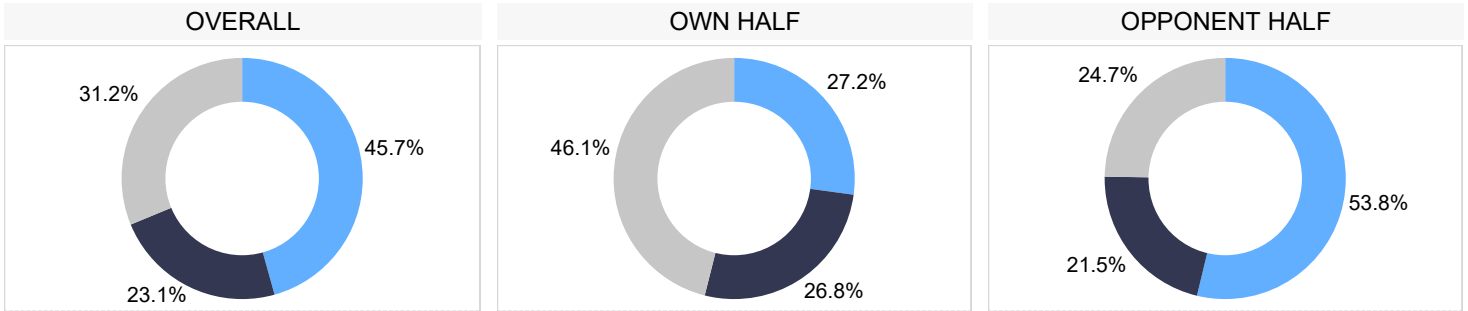
■ Won
 ■ Lost

■ Right
 ■ Split
 ■ Left

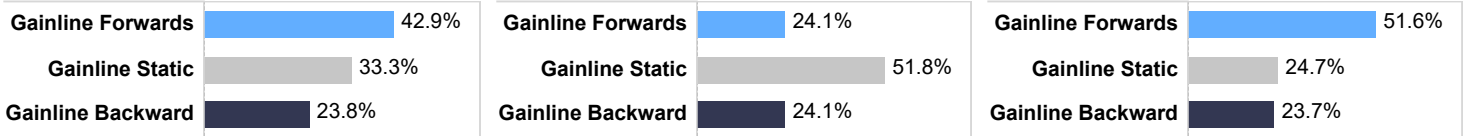
# COLLISIONS

JAPAN - 2024 INTERNATIONALS

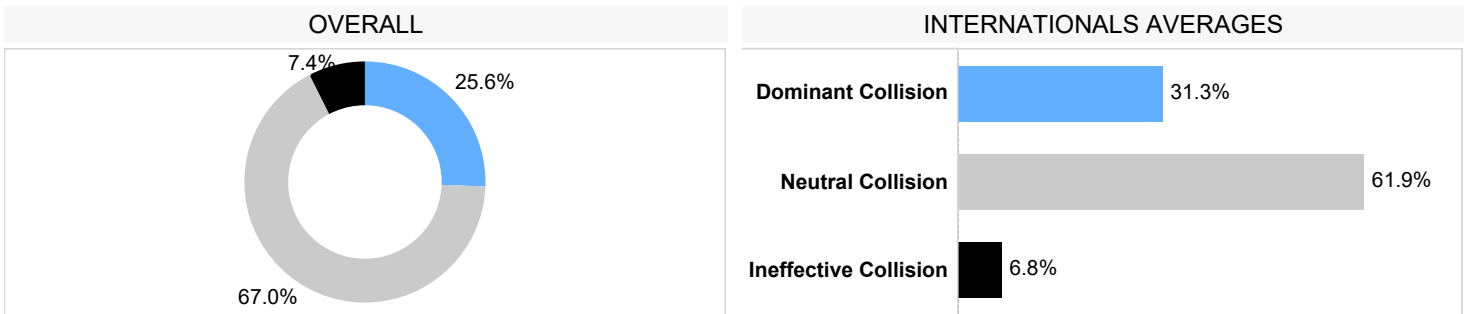
## GAINLINE SUCCESS



## CHAMPIONSHIP AVERAGES

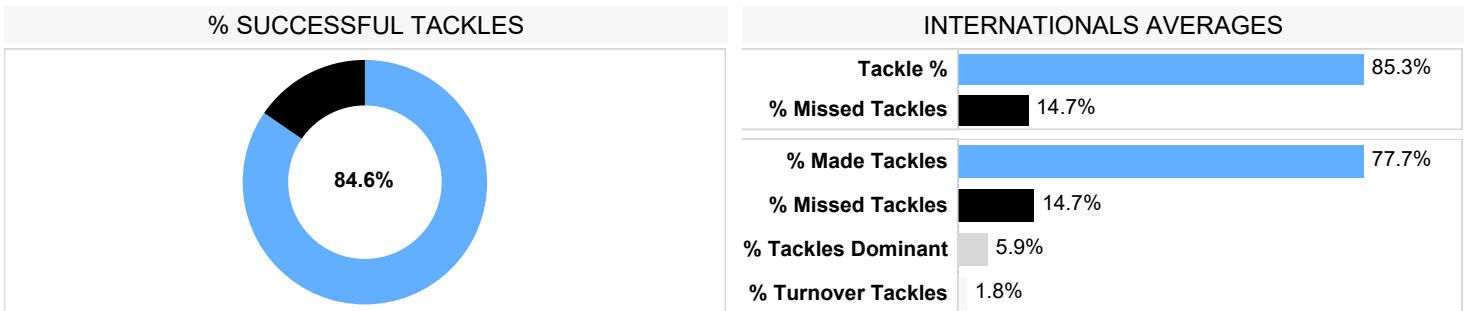


## CARRIES INTO CONTACT\*

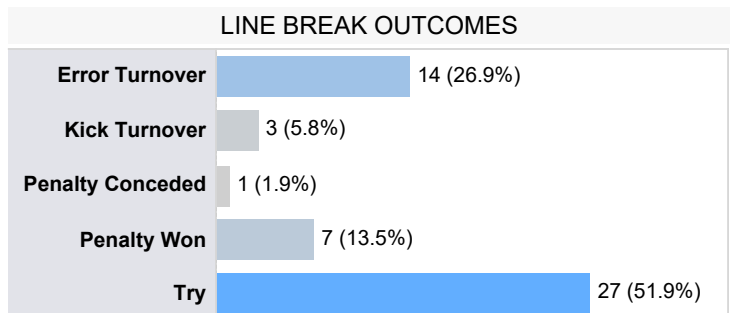


\*dominance based on tackle outcome

## TACKLES

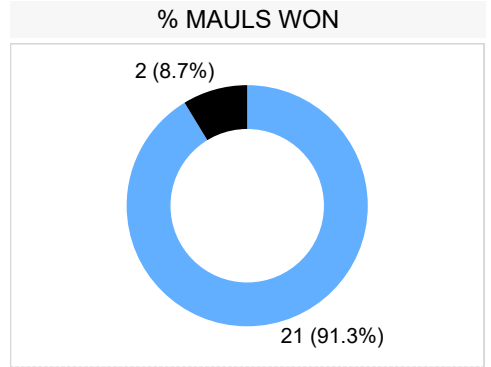
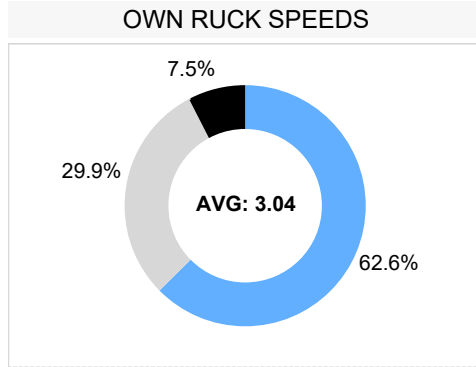
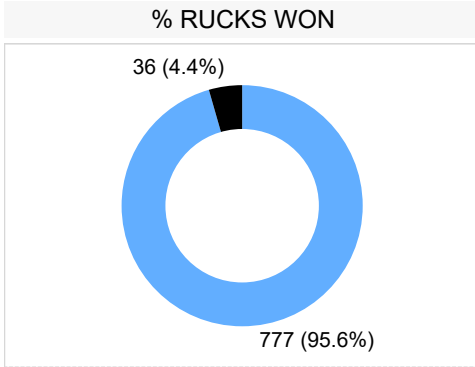


CARRIES & BREAKS	
Line Breaks	56
Line breaks / match	7.0
Defenders Beaten	216
Defenders Beaten / match	27.0
Ball Carries	1,052
Carries / Match	131.5

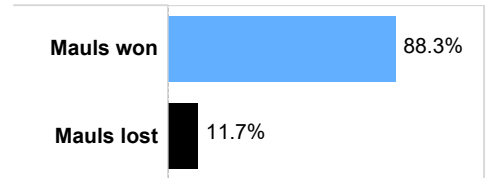
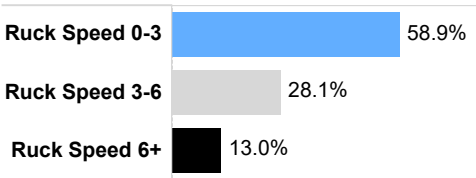
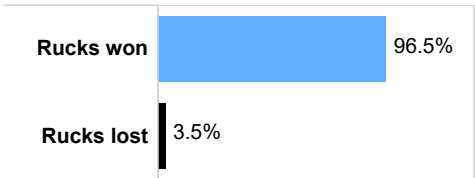


# BREAKDOWN

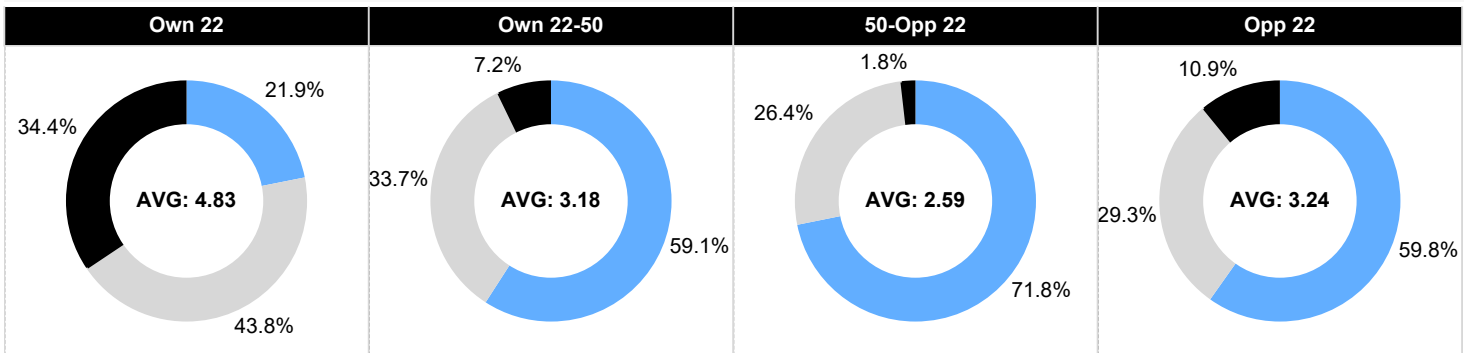
JAPAN - 2024 INTERNATIONALS



## INTERNATIONALS AVERAGES



## RUCK SPEEDS - LOCATIONS



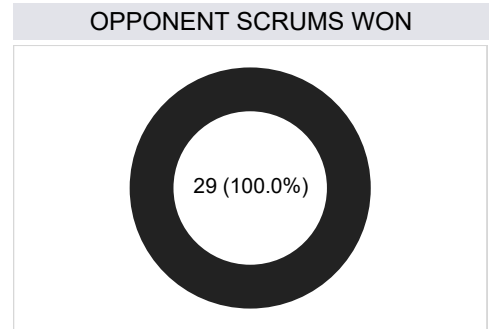
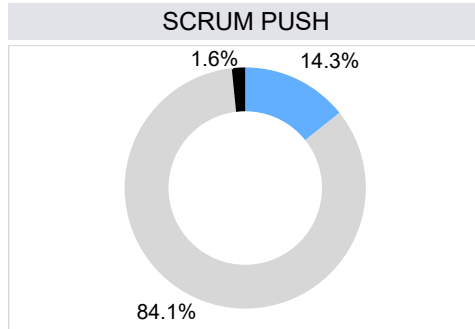
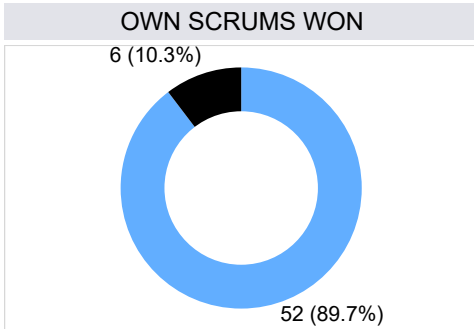
■ Ruck Speed 0-3   
 ■ Ruck Speed 3-6   
 ■ Ruck Speed 6+

Attacking Breakdown Arrivals		Defensive Breakdown Arrivals		Breakdown Steals				
1	Shuhei Takeuchi	151	1	Tiennan Costley	19	1	Warner Dearn	4
2	Warner Dearn	151	2	Warner Dearn	17	2	Sanaila Waqa	2
3	Mamoru Harada	115	3	Malo Tuitama	15	3	Atsushi Sakate	1
4	Kanji Shimokawa	113	4	Mamoru Harada	15	4	Jone Naikabula	1
5	Faulua Makisi	100	5	Nik McCurran	13	<b>Team Total</b>		14

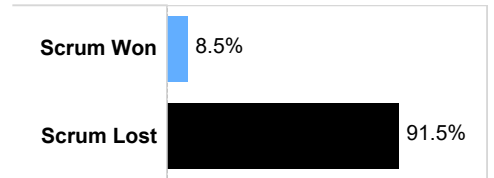
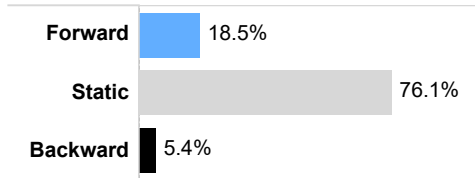
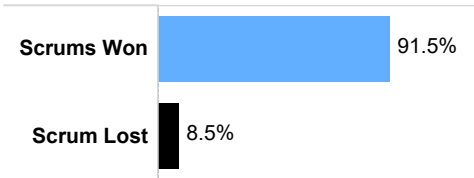
# SET PIECE

JAPAN - 2024 INTERNATIONALS

## SCRUMS



### INTERNATIONALS AVERAGES



**OWN SCRUMS**

Scrum Won	Scrum Reset Retained	Scrum Lost
52	5	6

**OPPONENT SCRUMS**

Scrum Reset Retained	Scrum Lost
4	29

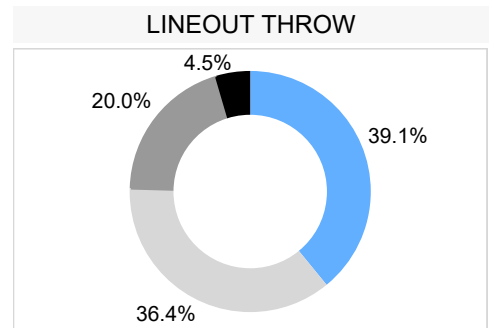
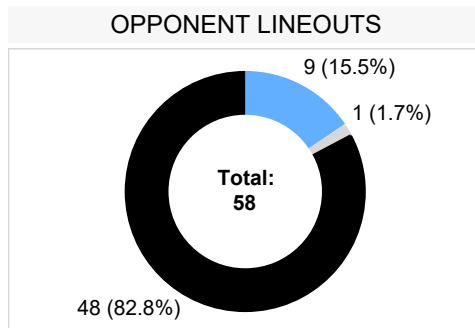
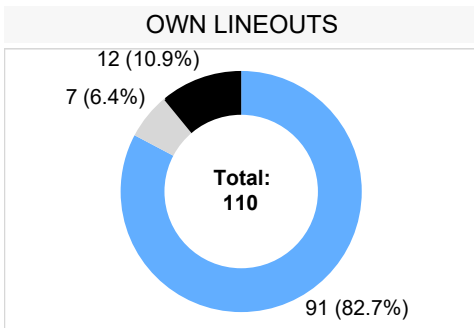
**OWN SCRUMS WON**

	Used	Penalty	Free Kick
Total	45	5	2
% of Total	86.5%	9.6%	3.8%

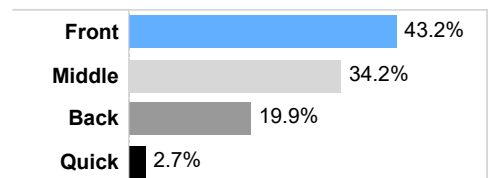
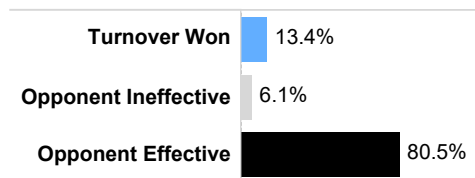
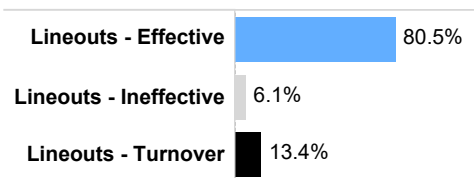
**OPPONENT SCRUMS WON**

	Used	Penalty	Free Kick
Total			
% of Total			

## LINEOUTS



### INTERNATIONALS AVERAGES

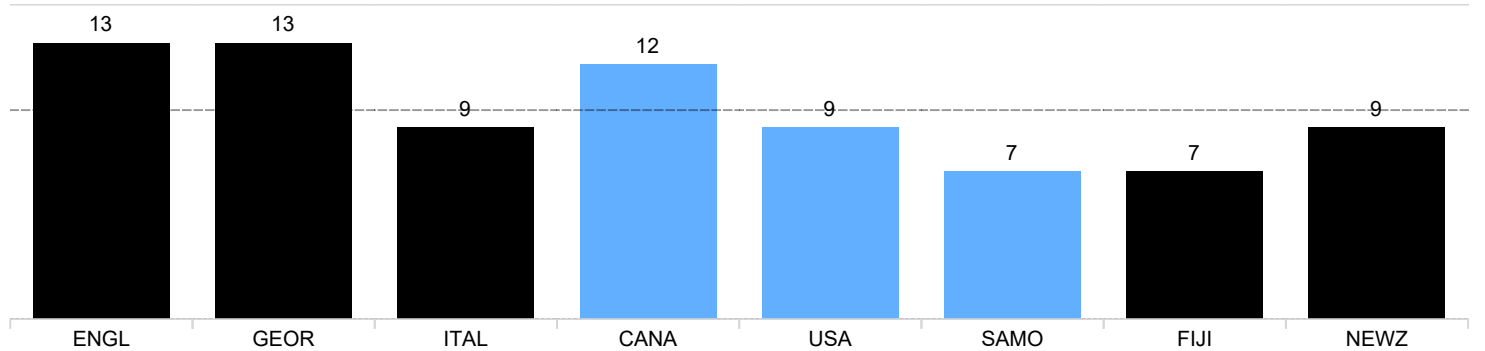


# DISCIPLINE

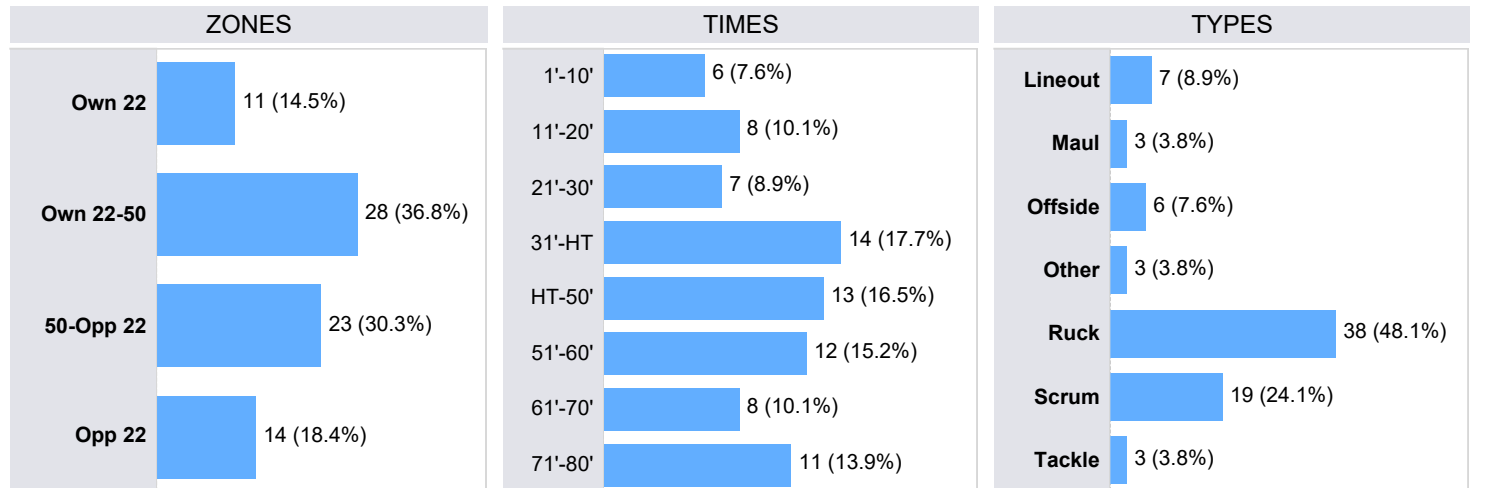
JAPAN - 2024 INTERNATIONALS

Statistic	Team	Year Average
Total penalties conceded / match	9.9	5.2
Yellow cards / match	0.3	0.4
Red cards / match	0.1	0.0

## PENALTIES CONCEDED PER MATCH



## PENALTIES & INFRINGEMENTS



## PLAYER STATISTICS - PER 80 AVERAGES WITH A MINIMUM 240 MINUTES PLAYED

Total penalties conceded		Penalties conceded / 80 minutes		Yellow / Red cards				
1	Takayoshi Mohara	9	1	Sanaila Waqa	1.7	1	Kanji Shimokawa	0 / 1
2	Shuheii Takeuchi	7	2	Shuheii Takeuchi	1.4	2	Mamoru Harada	1 / 0
3	Sanaila Waqa	6	3	Michael Leitch	1.0	3	Sanaila Waqa	1 / 0
4	Mamoru Harada	5	4	Mamoru Harada	1.0			
5	Jone Naikabula	4	5	Kanji Shimokawa	0.9			

***PLAYER STATS***  
***2024 INTERNATIONALS***

# APPEARANCE CHART - FRANCE

2024 INTERNATIONALS

	02/02/24	10/02/24	25/02/24	10/03/24	16/03/24	06/07/24	10/07/24	13/07/24
	Ireland	Scotland	Italy	Wales	England	Argentina	Uruguay	Argentina
E. Abadie			s21					
D. Aldegheri	s18	s18	s18					
G. Alldritt	8	8		8	8			
U. Atonio	3	3	3	3	3			
T. Attissogbe						14*		14*
H. Auradou						4		
P. Azagoh							4	
C. Baille	1	1	1	1	1			
D. Bamba						s18	s18	s18
G. Barlot						2		2
L. Barre				15	15*	15		15
T. Baubigny						s16	2	s16
L. Berdeu							10	u23
G. Beria							1	
L. Bielle-Biarrey	s23	11*		11	11			
P. Boudehent	s21	s21	6	s21	s21			
R. Briatte							7	s20
J. Cancoriet								7
G. Colombe				s18*	s18	3		3
B. Couilloud						s22	9**	
F. Cros	6	6	8	6	6			
J. Danty	12	12	12					
L. Darricarrere							12	
N. Depoortere				12	12			
I. Diallo						s21	6	
L. Dubois							15	
L. Etien						11		11
J. Favre							14	
G. Fickou	13	13*	13	13*	13*			
T. Flament				4	4			
A. Frisch						12*		12
P. Gabrillagues	4*	5						
E. Gailleton						13		13*
J. Gros						1		1
M. Guillard						s20		4
A. Hastoy						10		10
N. Hulleu							s23	
M. Jalibert	10	10	10					
M. Jaminet						s23		
B. Jauneau							s21	s22
O. Jegou						7		
J. Joseph						8		8
J. Jurand							11	
T. Laclayat							3	
N. Le Garrec	s22	s22	s22	9*	9*			
M. Lebel			11					
M. Lucu	9	9	9	s22*	s22			
J. Marchand	s16	s16	s16	2	2			
P. Mauvaka	2	2	2	s16	s16			
E. Meafou				5	5			
Y. Moefana	11	s23	s23	s23	s23			
L. Nouchi						6		6
C. Ollivon	7	7	7*	7	7			
D. Penaud	14*	14	14	14	14			
B. Pesenti						5		5
Y. Peysson							s20	
T. Ramos	15	15	15	10	10			
A. Roumat		s20	s20	s20	s20			
J. Segonds							s22	
B. Serin						9*		9*
R. Taofifenua			s19	s19*	s19			
S. Taofifenua		s17	s17	s17	s17	s17	s17	s17
J. Tarrit							s16	
K. Tixeront							8	s21
P. Tuilagi	s19	s19	5			s19	s19**	s19
F. Vanverberghe							5	
A. Vincent							13	
R. Wardi	s17							
P. Willemse	5							
C. Woki	s20	4	4					

KEY: Number denotes position, s: substitute, u: unused replacement, \*: try scored

# APPEARANCE CHART - JAPAN

2024 INTERNATIONALS

	22/06/24	13/07/24	21/07/24	25/08/24	07/09/24	15/09/24	21/09/24	26/10/24
	England	Georgia	Italy	Canada	USA	Samoa	Fiji	New Zealand
T. Costley	7	s20		6	6	s20	s20	
W. Dearn	5	5	5	5**	5	5	5	5
A. Fakatava					s19	6	6	6
S. Fujiwara	s21		s21	9	9	9*	9	9
J. Hamano							s23	
M. Harada	2	2	2	s16	s16*	2	2	s16
O. Helu								s18*
K. Himeno								7
Y. Kajimura						s22	s22	
T. Koyama		s21	9	s21	s21	s21	s21	s21
E. Kuwano			4	s19				
S. Lee	10	10	s22	10*	10	15*	15	
M. Leitch	6	4	7					
F. Makisi	8	6	8	8	8	8	8	8*
I. Mapusua				s20	s20	s19	s19	
R. Matsuda	s22		10					
T. Matsunaga								s23
K. Matsuoka						s16	s16	
N. McCurran				12	12*	12	12	12
S. Miura	s17			1	1	1	1	
T. Mohara	1	1	1	s17	s17			s17
J. Naikabula	14	14*	14	14*	14			14*
K. Nezuca	11*	s23						
T. Okabe		s17	s17			s17	s17	1
T. Osada	12	11*	11	s23*	s23	14*	14	s22
D. Riley		13	13**	13*	13*	13*	13*	13
N. Saito	9	9						
A. Sakate	s16	s16	s16	2	2			2
A. Saumaki	s19		6					
K. Shimokawa		7		7*	7	7*	7	s20
T. Takahashi						s23*		
S. Takeuchi	3	3	3	s18	s18	3	3	3
K. Tamefusa	s18	s18	s18	3	3	s18	s18	
T. Tatafu		8	s20					
H. Tatekawa				s22	s22	10	10	10
S. Tua	13	12	12					
M. Tuitama				11*	11*	11	11*	11
E. Uliviti						4	4	s19
S. Waqa	4	s19	s19	4	4*			4
K. Yamamoto	s20							
T. Yamasawa	s23*	s22	s23		15			
Y. Yazaki	15	15	15	15				15

KEY: Number denotes position, s: substitute, u: unused replacement, \*: try scored

# PLAYER DATA - FRANCE

2024 INTERNATIONALS

	Games	Starts	Minutes Played	Points	Tries	Ball Carries	Carry Metres	Line Breaks	Defenders Beaten	Passes	Offloads	Turnover Con	Successful Tackles	Missed Tackles	Dominant Tackles	Penalties Conceded	Kicks	Kicking Metres	Lineout Takes	Lineout Steals
E. Abadie	1	0	15	0	0	1	3	0	0	2	0	0	2	0	0	0	0	0	1	1
D. Aldegheri	3	0	91	0	0	3	13	0	0	2	0	0	8	2	0	2	0	0	0	0
G. Alldritt	4	4	279	0	0	49	204	0	8	16	3	3	44	5	0	2	0	0	6	0
U. Atonio	5	5	261	0	0	29	108	0	1	7	0	2	23	2	1	3	0	0	0	0
T. Attissogbe	2	2	160	10	2	15	172	2	1	3	1	1	21	4	1	2	1	24	0	0
H. Auradou	1	1	53	0	0	3	11	0	0	2	0	0	6	2	0	0	0	0	6	0
P. Azagoh	1	1	59	0	0	5	29	0	0	3	2	2	11	0	2	0	0	0	0	0
C. Baille	5	5	267	0	0	41	122	0	7	13	0	1	35	3	0	3	0	0	0	0
D. Bamba	3	0	85	0	0	12	39	0	3	3	0	2	11	0	1	4	0	0	0	0
G. Barlot	2	2	135	0	0	11	34	0	0	7	2	0	21	2	1	0	0	0	0	0
L. Barre	4	4	312	5	1	42	402	2	14	29	7	7	10	4	0	2	19	764	1	0
T. Baubigny	3	1	80	0	0	4	16	0	0	3	0	1	13	0	1	1	0	0	0	0
L. Berdeu	2	1	55	19	0	5	12	0	0	3	0	1	1	1	0	1	4	178	0	0
G. Beria	1	1	80	0	0	10	32	0	0	4	2	0	11	1	0	2	0	0	0	0
L. Bielle-Biarrey	4	3	247	5	1	17	166	6	3	12	3	3	10	4	2	0	4	137	0	0
P. Boudehent	5	1	148	0	0	13	67	0	0	5	0	1	27	2	1	1	0	0	4	0
R. Briatte	2	1	120	0	0	8	21	0	0	6	0	3	24	1	2	1	0	0	8	0
J. Cancoriet	1	1	80	0	0	3	11	0	1	3	0	1	5	1	1	0	0	0	1	1
G. Colombe	4	2	154	5	1	17	58	0	4	3	2	2	13	2	0	2	0	0	0	0
B. Couilloud	2	1	61	10	2	5	74	2	4	35	0	0	3	2	1	0	5	113	0	0
F. Cros	5	5	373	0	0	23	127	1	7	15	1	1	58	5	4	2	0	0	9	1
J. Danty	3	3	165	0	0	11	57	0	2	7	1	3	15	5	1	2	0	0	0	0
L. Darricarrere	1	1	80	0	0	5	57	0	1	4	1	0	9	2	1	0	0	0	0	0
N. Depoortere	2	2	133	0	0	9	74	1	1	8	0	2	11	3	1	0	1	20	0	0
I. Diallo	2	1	91	0	0	5	21	0	0	2	0	2	12	1	4	0	0	0	1	0
L. Dubois	1	1	80	0	0	6	65	0	0	1	0	0	4	1	0	0	4	82	0	0
L. Etien	2	2	160	0	0	10	110	0	2	6	0	0	4	0	1	1	1	32	0	0
J. Favre	1	1	64	0	0	3	56	1	2	0	0	0	7	1	1	0	0	0	0	0
G. Fickou	5	5	400	15	3	40	307	4	15	33	5	0	43	3	5	4	1	8	0	0
T. Flament	2	2	160	0	0	14	42	0	0	13	2	0	9	2	2	0	0	0	8	0
A. Frisch	2	2	160	5	1	9	77	2	2	7	1	1	24	2	1	0	1	14	1	0
P. Gabrillagues	2	2	101	5	1	6	17	0	0	1	0	0	23	2	3	0	0	0	5	0
E. Gailleton	2	2	160	5	1	12	113	2	3	3	0	2	24	7	0	0	1	4	0	0
J. Gros	2	2	117	0	0	8	32	0	1	2	0	0	20	2	1	1	0	0	0	0
M. Guillard	2	1	90	0	0	6	44	1	1	5	0	0	17	0	1	1	0	0	5	0
A. Hastoy	2	2	160	20	0	6	44	0	0	31	2	3	14	6	1	1	26	852	0	0
N. Hulleu	1	0	16	0	0	1	8	0	1	1	0	2	2	0	0	0	0	0	0	0
M. Jalibert	3	3	196	0	0	20	186	1	7	41	3	5	14	5	2	3	19	644	0	0
M. Jaminet	1	0	8	3	0	0	0	0	0	0	0	1	0	0	0	0	0	0	0	0
B. Jauneau	2	0	42	0	0	3	24	0	1	25	1	0	1	0	0	0	3	122	0	0
O. Jegou	1	1	80	0	0	6	19	0	0	6	2	0	13	1	0	1	0	0	1	0
J. Joseph	2	2	110	0	0	17	67	0	1	9	1	0	13	2	0	1	0	0	1	0
J. Jurand	1	1	80	0	0	1	5	0	0	1	0	0	2	2	0	0	0	0	0	0
T. Laclayat	1	1	17	0	0	1	5	0	0	1	1	0	0	0	0	0	0	0	0	0
N. Le Garrec	5	2	214	10	2	18	72	0	2	199	1	4	18	1	0	0	39	1,147	0	0
M. Lebel	1	1	80	0	0	6	54	0	3	4	1	2	4	0	0	0	2	45	0	0
M. Lucu	5	3	186	5	1	14	46	0	3	143	1	3	17	5	0	1	22	583	0	0
J. Marchand	5	2	189	0	0	20	78	0	1	6	0	1	21	2	0	1	0	0	0	0
P. Mauvaka	5	3	211	0	0	19	70	0	1	13	1	1	25	4	1	1	0	0	0	0
E. Meafou	2	2	99	0	0	18	61	0	2	2	0	0	8	0	0	0	0	0	0	0
Y. Moefana	5	1	169	0	0	16	135	0	2	7	0	3	14	1	3	1	0	0	0	0
L. Nouchi	2	2	160	0	0	18	62	0	4	6	0	0	38	1	3	1	0	0	2	0
C. Ollivon	5	5	331	5	1	35	175	0	2	20	2	3	49	4	3	2	0	0	13	1
D. Penaud	5	5	400	5	1	42	422	11	27	36	11	12	17	4	2	1	8	294	1	0
B. Pesenti	2	2	94	0	0	6	31	0	0	1	0	0	18	3	2	0	0	0	0	0
Y. Peysson	1	0	29	0	0	2	9	0	0	0	0	0	3	0	0	1	0	0	1	0
T. Ramos	5	5	400	63	0	34	274	1	17	108	4	7	23	6	0	0	38	1,274	1	0
A. Roumat	4	0	100	0	0	9	37	0	3	6	0	1	14	2	0	1	0	0	2	0
J. Segonds	1	0	25	4	0	0	0	0	0	6	0	0	7	1	0	0	1	59	0	0
B. Serin	2	2	137	10	2	11	81	1	2	101	3	2	17	2	1	0	25	799	0	0
R. Taofifenua	3	0	93	5	1	14	54	0	1	3	0	2	7	1	0	2	0	0	0	0
S. Taofifenua	7	0	179	0	0	16	48	0	1	5	0	0	32	1	0	4	0	0	1	0
J. Tarrit	1	0	29	0	0	4	17	0	2	0	0	0	9	1	0	1	0	0	0	0
K. Tixeront	2	1	64	0	0	5	35	1	0	3	0	0	6	2	2	0	0	0	2	1
P. Tuilagi	6	1	190	10	2	21	169	3	15	9	2	0	24	5	1	2	0	0	0	0
F. Vanverberghe	1	1	80	0	0	7	30	0	0	2	0	0	10	2	0	1	0	0	0	0
A. Vincent	1	1	80	0	0	2	14	1	1	2	1	0	5	2	0	0	0	0	0	0
R. Wardi	1	0	18	0	0	2	5	0	0	0	0	0	5	0	0	0	0	0	0	0
P. Willemse	1	1	21	0	0	1	4	0	0	0	0	0	10	0	0	2	0	0	0	0
C. Woki	3	2	114	0	0	7	20	0	1	5	1	2	15	1	2	1	0	0	6	0

## PLAYER DATA - JAPAN

2024 INTERNATIONALS

	Games	Starts	Minutes Played	Points	Tries	Ball Carries	Carry Metres	Line Breaks	Defenders Beaten	Passes	Offloads	Turnover Con	Successful Tackles	Missed Tackles	Dominant Tackles	Penalties Conceded	Kicks	Kicking Metres	Lineout Takes	Lineout Steals
T. Costley	6	3	272	0	0	27	159	3	2	17	1	1	59	2	1	1	0	0	1	0
W. Dearnis	8	8	625	10	2	74	432	4	17	51	4	7	75	13	11	4	1	27	35	8
A. Fakatava	4	3	257	0	0	39	195	1	5	9	1	0	40	3	0	2	1	0	4	0
S. Fujiwara	7	5	383	5	1	24	92	1	4	472	1	7	31	7	0	1	17	308	0	0
J. Hamano	1	0	29	0	0	2	37	0	0	5	0	0	4	2	1	0	2	64	0	0
M. Harada	8	5	407	5	1	38	166	2	4	17	1	3	58	2	0	5	0	0	0	0
O. Helu	1	0	36	5	1	9	52	1	2	4	1	0	0	2	0	1	0	0	0	0
K. Himeno	1	1	74	0	0	12	46	0	1	7	0	2	10	3	0	1	0	0	0	0
Y. Kajimura	2	0	30	0	0	8	41	0	1	2	0	0	2	1	1	0	1	50	0	0
T. Koyama	7	1	136	0	0	8	17	0	1	153	0	4	13	8	1	1	6	67	0	0
E. Kuwano	2	1	56	0	0	4	15	0	0	3	0	0	8	1	1	0	0	0	2	0
S. Lee	7	6	461	76	2	56	374	2	12	149	5	10	23	7	2	3	54	1,889	1	0
M. Leitch	3	3	240	0	0	34	144	0	6	15	1	0	39	2	2	3	0	0	11	0
F. Makisi	8	8	536	5	1	81	479	4	17	22	2	5	64	14	1	2	0	0	5	0
I. Mapusua	4	0	102	0	0	7	48	0	3	5	0	1	21	1	1	2	0	0	2	0
R. Matsuda	2	1	67	8	0	8	51	1	0	18	1	1	8	2	0	0	14	363	1	0
T. Matsunaga	1	0	26	2	0	5	31	0	1	18	0	0	2	0	0	0	1	32	0	0
K. Matsuoaka	2	0	21	0	0	2	11	0	0	3	0	0	5	1	0	0	0	0	0	0
N. McCurran	5	5	370	5	1	39	301	1	12	54	3	2	38	6	2	1	2	55	0	0
S. Miura	5	4	211	0	0	7	36	0	0	9	0	0	18	3	0	3	0	0	0	0
T. Mohara	6	3	229	0	0	15	47	0	0	5	0	0	37	5	3	9	0	0	0	0
J. Naikabula	6	6	419	15	3	41	343	3	10	24	3	3	28	14	1	4	1	0	0	0
K. Nezuka	2	1	92	5	1	11	59	0	2	6	1	2	5	5	0	0	0	0	0	0
T. Okabe	5	1	200	0	0	11	47	1	0	2	0	0	25	3	1	2	0	0	0	0
T. Osada	8	5	471	15	3	46	302	6	12	27	4	6	25	14	0	4	4	90	0	0
D. Riley	7	7	560	30	6	73	768	10	26	49	5	11	36	14	0	3	10	242	0	0
N. Saito	2	2	122	0	0	6	22	0	1	148	0	0	2	0	0	0	10	238	1	0
A. Sakate	6	3	207	0	0	13	60	0	2	10	0	1	29	9	1	1	0	0	0	1
A. Saumaki	2	1	74	0	0	8	48	1	3	3	0	0	8	0	2	1	0	0	2	0
K. Shimokawa	6	5	354	10	2	40	280	1	5	12	0	3	39	5	1	4	1	31	2	0
T. Takahashi	1	0	18	5	1	4	37	0	1	1	0	1	0	0	0	0	0	0	0	0
S. Takeuchi	8	6	411	0	0	41	181	0	3	13	3	4	64	7	4	7	0	0	2	0
K. Tamefusa	7	2	193	0	0	10	62	0	4	1	0	1	28	2	2	0	0	0	0	0
T. Tatafu	2	1	79	0	0	18	99	0	5	8	1	1	5	2	0	1	0	0	0	0
H. Tatekawa	5	3	212	2	0	23	112	1	3	83	2	7	28	2	0	1	16	533	1	0
S. Tua	3	3	240	0	0	34	218	2	8	4	0	4	15	4	0	2	0	0	1	0
M. Tuitama	5	5	360	15	3	47	488	5	22	24	6	3	14	5	0	0	9	279	0	0
E. Uluiviti	3	2	151	0	0	24	86	0	1	11	0	1	15	0	2	2	0	0	9	0
S. Waqa	6	4	286	5	1	37	198	1	1	26	6	5	39	2	1	6	0	0	14	0
K. Yamamoto	1	0	20	0	0	2	32	1	2	2	0	0	6	0	0	0	0	0	0	0
T. Yamasawa	4	1	111	5	1	11	79	0	2	7	1	3	8	0	0	1	7	232	0	0
Y. Yazaki	5	5	374	0	0	53	530	4	15	24	1	10	14	7	0	1	11	269	1	0

# ***PLAYER RANKINGS***

## **2024 INTERNATIONALS**

# PLAYER RANKINGS - POINTS

2024 INTERNATIONALS

## POINTS

		Games	Points	Minutes	Pens	Conv	Drop Goals	Tries	
1	D. McKenzie	New Zealand	11	113	729	16	30	0	1
2	S. Lee	Japan	7	76	461	8	21	0	2
3	J. Crowley	Ireland	7	71	539	12	15	0	1
4	T. Ramos	France	5	63	400	13	12	0	0
4	T. Alborno	Argentina	9	63	451	5	19	0	2
6	P. Garbisi	Italy	8	61	613	10	13	0	1
7	H. Pollard	South Africa	8	57	334	13	9	0	0
8	N. Lolesio	Australia	8	56	511	12	10	0	0
9	F. Russell	Scotland	5	55	400	11	11	0	0
9	S. Carreras	Argentina	9	55	505	9	9	0	2

## GOAL KICKING (MADE)

		Games	Minutes	Goals	Misses	Pens	Pens Missed	Conv	Conv Missed	Goal Kicking %	
1	D. McKenzie	New Zealand	11	729	46	14	16	5	30	9	76.7%
2	S. Lee	Japan	7	461	29	1	8	1	21	0	96.7%
3	J. Crowley	Ireland	7	539	27	10	12	3	15	7	73.0%
4	T. Ramos	France	5	400	25	3	13	2	12	1	89.3%
5	T. Alborno	Argentina	9	451	24	10	5	2	19	8	70.6%
6	P. Garbisi	Italy	8	613	23	8	10	4	13	4	74.2%
7	H. Pollard	South Africa	8	334	22	5	13	3	9	2	81.5%
7	F. Russell	Scotland	5	400	22	1	11	0	11	1	95.7%
7	N. Lolesio	Australia	8	511	22	6	12	3	10	3	78.6%
7	S. Feinberg-Mngomezulu	South Africa	8	384	22	7	8	3	14	4	75.9%

## GOAL KICKING (%)\*

		Games	Kicks	Made	Available Points	Points Scored	Expected Points	Pts Gained	Goal Kicking %	
1	Martin Page-Re	Italy	4	6	6	18	18	4.3	13.7	100.0%
1	Leo Berdeu	France	1	7	7	19	19	14.1	4.9	100.0%
3	Seungsin Lee	Japan	6	30	29	69	60.9	5.1	96.7%	
4	Finn Russell	Scotland	5	23	22	57	55	48.5	6.5	95.7%
5	Ben Donaldson	Australia	4	12	11	28	26	23.6	2.4	91.7%
6	Sam Costelow	Wales	4	10	9	24	21	19.3	1.7	90.0%
6	Santiago Carreras	Argentina	6	20	18	49	45	41.9	3.1	90.0%
8	Thomas Ramos	France	5	28	25	71	63	57.3	5.7	89.3%
9	Ioan Lloyd	Wales	3	7	6	14	12	10.4	1.6	85.7%
9	Ben Thomas	Wales	2	7	6	18	15	12.9	2.1	85.7%
9	Beauden Barrett	New Zealand	2	7	6	14	12	10.2	1.8	85.7%

\*Minimum 5 Kicks at Goal

FRANCE

JAPAN

# PLAYER RANKINGS - TRIES

2024 INTERNATIONALS

## TRIES

		Games	Minutes Played	Tries	Tries / 80	
1	D. van der Merwe	Scotland	8	638	8	1.0
2	C. Clarke	New Zealand	6	431	7	1.3
3	D. Riley	Japan	7	560	6	0.9
3	M. Tele'a	New Zealand	8	486	6	1.0
5	W. Jordan	New Zealand	7	476	5	0.8
5	D. Sheehan	Ireland	6	330	5	1.2
5	M. Carreras	Argentina	9	690	5	0.6
5	I. Feyi-Waboso	England	8	385	5	1.0
9	M. Ioane	Italy	7	555	4	0.6
9	J. Lowe	Ireland	7	560	4	0.6
9	M. Marx	South Africa	9	363	4	0.9
9	A. Savea	New Zealand	10	775	4	0.4
9	M. Mapimpi	South Africa	4	320	4	1.0
9	K. Arendse	South Africa	7	502	4	0.6

## TRY ASSISTS

		Games	Minutes Played	Try Assists	Try Assists / 80	
1	B. Barrett	New Zealand	9	537	7	1.0
2	M. Smith	England	6	348	6	1.4
3	D. McKenzie	New Zealand	11	729	5	0.5
3	H. Jones	Scotland	8	625	5	0.6
3	S. Lee	Japan	7	461	5	0.9
6	A. Hastings	Scotland	4	194	4	1.6
6	A. Mitchell	England	7	451	4	0.7
6	T. Alborno	Argentina	9	451	4	0.7
6	S. Chocobares	Argentina	8	546	4	0.6
6	S. Fujiwara	Japan	7	383	4	0.8
6	P. Garbisi	Italy	8	613	4	0.5
6	J. Dobie	Scotland	5	232	4	1.4

## TRY INVOLVEMENTS

		Games	Minutes Played	Try Involvements	% of Team Total	
1	D. Riley	Japan	7	560	9	17.0%
2	B. Barrett	New Zealand	9	537	8	9.6%
2	D. van der Merwe	Scotland	8	638	8	9.4%
2	H. Jones	Scotland	8	625	8	9.4%
2	M. Tele'a	New Zealand	8	486	8	9.6%
2	M. Smith	England	6	348	8	17.4%
7	C. Clarke	New Zealand	6	431	7	8.4%
7	W. Jordan	New Zealand	7	476	7	8.4%
7	J. Dobie	Scotland	5	232	7	10.9%
7	S. Lee	Japan	7	461	7	13.2%



# PLAYER RANKINGS - CARRIES

2024 INTERNATIONALS

## CARRIES

		Games	Total
1	B. Earl	England	9 147
2	A. Savea	New Zealand	10 133
3	R. Valetini	Australia	9 88
4	P. Matera	Argentina	9 87
4	D. McKenzie	New Zealand	11 87
4	H. Wilson	Australia	7 87
7	J. Barrett	New Zealand	9 86
8	C. Doris	Ireland	7 85
9	W. Sititi	New Zealand	7 83
10	P. du Toit	South Africa	8 82
10	A. Wainwright	Wales	7 82

		Minutes	Per 80*
1	B. Earl	England	720 16.3
2	W. Sititi	New Zealand	419 15.8
3	E. Louw	South Africa	265 15.1
4	G. Alldritt	France	279 14.1
5	A. Savea	New Zealand	775 13.7
6	J. Dempsey	Scotland	406 13.2
7	E. Canakaivata	Fiji	385 13.1
8	T. Ikanivere	Fiji	463 12.4
9	H. Wilson	Australia	560 12.4
10	C. Doris	Ireland	550 12.4

## METRES

		Games	Total
1	B. Earl	England	9 798
2	D. Riley	Japan	7 768
3	A. Savea	New Zealand	10 745
4	M. Carreras	Argentina	9 739
5	D. van der Merwe	Scotland	8 706
6	J. Kriel	South Africa	9 678
7	J. Barrett	New Zealand	9 674
8	C. Clarke	New Zealand	6 667
9	W. Jordan	New Zealand	7 662
10	J. Lowe	Ireland	7 642

		Minutes	Per 80*
1	C. Clarke	New Zealand	431 123.7
2	I. Masi	Fiji	270 120.9
3	W. Sititi	New Zealand	419 115.5
4	Y. Yazaki	Japan	374 113.5
5	K. Rowe	Scotland	427 112.5
6	W. Jordan	New Zealand	476 111.2
7	T. Alborno	Argentina	451 110.4
8	D. Riley	Japan	560 109.6
9	M. Tuitama	Japan	360 108.5
10	V. Karawalevu	Fiji	399 106.4

## DEFENDERS BEATEN

		Games	Total
1	M. Tele'a	New Zealand	8 39
2	B. Earl	England	9 35
3	D. van der Merwe	Scotland	8 33
4	D. McKenzie	New Zealand	11 31
5	C. Kolbe	South Africa	7 29
5	A. Savea	New Zealand	10 29
5	M. Carreras	Argentina	9 29
8	D. Penaud	France	5 27
9	M. Ioane	Italy	7 26
9	D. Riley	Japan	7 26

		Minutes	Per 80*
1	M. Tele'a	New Zealand	486 6.4
2	D. Penaud	France	400 5.4
3	M. Tuitama	Japan	360 4.9
4	K. Rowe	Scotland	427 4.5
5	S. Feinberg-Mngomezisi	South Africa	384 4.4
6	I. Feyi-Waboso	England	385 4.4
7	C. Clarke	New Zealand	431 4.3
8	C. Kolbe	South Africa	560 4.1
9	D. van der Merwe	Scotland	638 4.1
10	A. Aumua	New Zealand	311 4.1

\*Minimum 240 minutes played



# PLAYER RANKINGS - PASSING

2024 INTERNATIONALS

## PASSES

		Games	Total	
1	S. Fujiwara	Japan	7	472
2	F. Lomani	Fiji	7	396
3	J. Gordon	Australia	6	388
4	T. Perenara	New Zealand	8	360
5	G. Bertranou	Argentina	8	359
6	A. Mitchell	England	7	336
7	J. Gibson-Park	Ireland	5	333
8	C. Ratima	New Zealand	9	327
9	T. Williams	Wales	5	303
10	D. McKenzie	New Zealand	11	252

		Minutes	Per 80*	
1	S. Fujiwara	Japan	383	98.6
2	J. Gibson-Park	Ireland	299	89.1
3	J. Gordon	Australia	364	85.3
4	C. Ratima	New Zealand	315	83.0
5	T. Williams	Wales	296	81.9
6	T. Perenara	New Zealand	358	80.4
7	F. Lomani	Fiji	428	74.0
8	G. Bertranou	Argentina	430	66.8
9	A. Mitchell	England	451	59.6
10	B. White	Scotland	274	58.7

## PASSING ACCURACY\*\*

		Total	%	
1	G. Williams	South Africa	166	99.4%
2	K. Hardy	Wales	110	99.1%
3	B. Serin	France	101	99.0%
4	J. Dobie	Scotland	153	98.7%
5	S. Varney	Italy	149	98.7%
6	N. White	Australia	135	98.5%
7	C. Ratima	New Zealand	327	98.5%
8	E. Bevan	Wales	125	98.4%
9	G. Horne	Scotland	193	97.9%
10	T. Williams	Wales	303	97.7%

## BREAK ASSIST PASSES

		Games	Total	
1	D. McKenzie	New Zealand	11	16
2	S. McDowall	Scotland	5	7
3	S. Tuipulotu	Scotland	6	6
3	A. Fassi	South Africa	6	6
5	G. Ford	England	6	5
5	S. Kolisi	South Africa	6	5
5	R. Henshaw	Ireland	7	5
5	S. Chocobares	Argentina	8	5
5	P. Garbisi	Italy	8	5
5	J. Oviedo	Argentina	8	5

## OFFLOADS

		Games	Total	
1	S. Reece	New Zealand	8	14
2	J. Lowe	Ireland	7	12
2	M. Tele'a	New Zealand	8	12
2	W. Sititi	New Zealand	7	12
5	D. Penaud	France	5	11
6	M. Ioane	Italy	7	10
6	D. McKenzie	New Zealand	11	10
6	H. Jones	Scotland	8	10
6	R. Snyman	South Africa	3	10
10	J. Mallia	Argentina	6	9
10	J. Oviedo	Argentina	8	9

		Minutes	Per 80*	
1	W. Sititi	New Zealand	419	2.3
2	D. Penaud	France	400	2.2
3	S. Reece	New Zealand	536	2.1
4	M. Tele'a	New Zealand	486	2.0
5	L. Barre	France	312	1.8
6	B. Dixon	South Africa	271	1.8
7	J. Lowe	Ireland	560	1.7
8	S. Waqa	Japan	286	1.7
9	J. Mallia	Argentina	444	1.6
10	I. Masi	Fiji	270	1.5

\*Minimum 240 minutes played \*\*Minimum 100 Passes

FRANCE

JAPAN

# PLAYER RANKINGS - KICKS

2024 INTERNATIONALS

## KICKS IN PLAY

		Games	Total
1	D. McKenzie	New Zealand	11 94
2	F. Russell	Scotland	5 81
3	A. Mitchell	England	7 79
4	P. Garbisi	Italy	8 68
5	B. Barrett	New Zealand	9 55
6	J. Crowley	Ireland	7 54
6	S. Lee	Japan	7 54
8	T. Albornoz	Argentina	9 53
8	S. Carreras	Argentina	9 53
10	F. Lomani	Fiji	7 52

		Minutes	Per 80*
1	F. Russell	Scotland	400 16.2
2	B. White	Scotland	274 14.0
3	A. Mitchell	England	451 14.0
4	T. Williams	Wales	296 13.5
5	S. Varney	Italy	246 12.0
6	S. Feinberg-Mngomez	South Africa	384 10.4
7	D. McKenzie	New Zealand	729 10.3
8	G. Ford	England	362 9.9
9	F. Lomani	Fiji	428 9.7
10	G. Williams	South Africa	240 9.7

## KICKING METRES

		Games	Total
1	D. McKenzie	New Zealand	11 2,835
2	F. Russell	Scotland	5 2,822
3	A. Mitchell	England	7 2,163
4	P. Garbisi	Italy	8 2,149
5	T. Albornoz	Argentina	9 2,031
6	J. Lowe	Ireland	7 1,988
7	S. Carreras	Argentina	9 1,956
8	S. Lee	Japan	7 1,889
9	S. Feinberg-Mngomez	South Africa	8 1,485
10	B. Barrett	New Zealand	9 1,481

		Minutes	Per 80*
1	F. Russell	Scotland	400 564.3
2	A. Mitchell	England	451 383.6
3	B. White	Scotland	274 368.4
4	T. Williams	Wales	296 367.2
5	T. Albornoz	Argentina	451 360.3
6	S. Lee	Japan	461 327.8
7	D. McKenzie	New Zealand	729 311.1
8	S. Carreras	Argentina	505 309.8
9	S. Feinberg-Mngomez	South Africa	384 309.4
10	G. Ford	England	362 293.6

## METRES / KICKS IN PLAY\*\*

		Games	Avg*
1	Leo Barre	France	4 40.2
2	James Lowe	Ireland	7 39.8
3	Cameron Winnett	Wales	7 39.2
4	Tomas Albornoz	Argentina	9 38.3
5	Juan Cruz Mallia	Argentina	6 38.1
6	Santiago Carreras	Argentina	9 36.9
7	Jordie Barrett	New Zealand	9 36.6
8	Seungsin Lee	Japan	7 35.0
9	Finn Russell	Scotland	5 34.8
10	Thomas Ramos	France	5 33.5

\*Minimum 240 minutes played \*\*Minimum 2 Kicks / 80min

FRANCE

JAPAN

# PLAYER RANKINGS - LINEOUTS

2024 INTERNATIONALS

## LINEOUTS WON (INC. STEALS)

			Games	Total
1	F. Ruzza	Italy	8	45
2	W. Dearn	Japan	8	43
3	M. Itoje	England	9	38
4	E. Etzebeth	South Africa	9	36
5	R. Nortje	South Africa	5	34
6	N. Frost	Australia	6	30
7	D. Jenkins	Wales	7	29
8	S. Cummings	Scotland	7	28
8	L. Salakaia-Loto	Australia	7	28
8	J. Gonzalez	Argentina	6	28

			Minutes	Per 80*
1	F. Ruzza	Italy	488	7.4
2	R. Nortje	South Africa	369	7.4
3	L. Salakaia-Loto	Australia	367	6.1
4	N. Frost	Australia	396	6.1
5	J. Gonzalez	Argentina	398	5.6
6	W. Dearn	Japan	625	5.5
7	E. Etzebeth	South Africa	543	5.3
8	F. Molina	Argentina	362	5.1
9	O. Chessum	England	331	5.1
10	A. Beard	Wales	319	5.0

## LINEOUT STEALS

			Games	Total
1	W. Dearn	Japan	8	8
2	M. Derenalagi	Fiji	6	6
3	L. Salakaia-Loto	Australia	7	5
4	M. Itoje	England	9	4
4	P. du Toit	South Africa	8	4
4	N. Frost	Australia	6	4
4	T. Vaa'i	New Zealand	10	4
4	J. Moro	Argentina	1	4
9	E. Etzebeth	South Africa	9	3
9	T. Beirne	Ireland	6	3
9	S. Cummings	Scotland	7	3
9	M. Lamaro	Italy	8	3
9	J. Williams	Australia	8	3
9	I. Nasilasila	Fiji	6	3
9	O. Chessum	England	5	3

			Minutes	Per 80*
1	M. Derenalagi	Fiji	406	1.2
2	L. Salakaia-Loto	Australia	367	1.1
3	W. Dearn	Japan	625	1.0
4	N. Frost	Australia	396	0.8
5	O. Chessum	England	331	0.7
6	P. Tuipulotu	New Zealand	253	0.6
7	E. Ashman	Scotland	273	0.6
8	J. Williams	Australia	431	0.6
9	T. Vaa'i	New Zealand	585	0.5
10	E. Blackadder	New Zealand	309	0.5

## LINEOUT THROWS WON

			Games	Total
1	J. George	England	9	88
2	C. Taylor	New Zealand	9	81
3	J. Montoya	Argentina	7	59
3	T. Ikanivere	Fiji	7	59
3	M. Harada	Japan	8	59
6	M. Faessler	Australia	7	54
7	B. Mbonambi	South Africa	7	53
8	M. Marx	South Africa	9	50
8	E. Dee	Wales	5	50
10	G. Nicotera	Italy	7	49

## LINEOUT SUCCESS RATE\*\*

			Games	Total*
1	E. Dee	Wales	5	96.2%
2	I. Ruiz	Argentina	8	91.7%
3	B. Mbonambi	South Africa	7	91.4%
4	J. George	England	9	90.7%
5	D. Sheehan	Ireland	6	88.7%
6	M. Faessler	Australia	7	88.5%
7	M. Harada	Japan	8	88.1%
8	C. Taylor	New Zealand	9	87.1%
9	J. Montoya	Argentina	7	86.8%
10	G. Turner	Scotland	5	86.1%

\*Minimum 240 minutes played \*\*Minimum 2 lineout throws / 80



# PLAYER RANKINGS - TACKLES & TURNOVERS

2024 INTERNATIONALS

## SUCCESSFUL TACKLES

			Games	Total
1	M. Lamaro	Italy	8	143
2	R. Darge	Scotland	8	120
3	B. Earl	England	9	116
4	D. Jenkins	Wales	7	115
5	T. Reffell	Wales	7	113
6	A. Savea	New Zealand	10	109
7	N. Cannone	Italy	8	104
8	P. du Toit	South Africa	8	102
8	M. Kremer	Argentina	8	102
10	M. Itoje	England	9	98
10	S. Barrett	New Zealand	8	98

			Minutes	Per 80*
1	G. Lucchesi	Italy	302	19.6
2	L. Cannone	Italy	290	19.6
3	C. Tizzano	Australia	307	19.3
4	M. Lamaro	Italy	607	18.8
5	C. Cunningham-South England		306	18.3
6	R. Vintcent	Italy	364	18.2
7	R. Darge	Scotland	539	17.8
8	D. Jenkins	Wales	530	17.4
9	T. Costley	Japan	272	17.4
10	A. Bell	Australia	264	17.0

## DOMINANT TACKLES

			Games	Total
1	R. Darge	Scotland	8	16
2	P. Schoeman	Scotland	9	15
3	M. Lamaro	Italy	8	12
4	M. Kremer	Argentina	8	11
4	N. Cannone	Italy	8	11
4	W. Dearn	Japan	8	11
7	S. Cummings	Scotland	7	10
7	T. Freeman	England	9	10
7	T. Menoncello	Italy	8	10
10	P. Matera	Argentina	9	9

## TACKLE SUCCESS RATE\*\*

			Minutes	%*
1	G. Gilchrist	Scotland	371	100.0%
2	E. Dee	Wales	298	97.9%
3	J. George	England	548	93.8%
3	E. Bello	Argentina	256	93.8%
5	Z. Fagerson	Scotland	401	93.6%
6	T. Beirne	Ireland	470	93.4%
7	L. Cannone	Italy	290	93.4%
8	J. Dempsey	Scotland	406	92.9%
9	M. Leitch	Japan	240	92.9%
9	E. Ashman	Scotland	273	92.9%

## TURNOVERS WON

			Games	Total
1	W. Dearn	Japan	8	12
2	M. Derenalagi	Fiji	6	10
3	M. Itoje	England	9	9
4	T. Reffell	Wales	7	8
4	T. Vaa'i	New Zealand	10	8
6	T. Beirne	Ireland	6	7
7	S. Barrett	New Zealand	8	6
7	P. du Toit	South Africa	8	6
7	A. Savea	New Zealand	10	6
7	S. Underhill	England	8	6
7	N. Frost	Australia	6	6

			Minutes	Per 80*
1	M. Derenalagi	Fiji	406	2.0
2	P. Tuipulotu	New Zealand	253	1.6
3	W. Dearn	Japan	625	1.5
4	G. Lucchesi	Italy	302	1.3
5	N. Frost	Australia	396	1.2
6	T. Reffell	Wales	536	1.2
7	T. Beirne	Ireland	470	1.2
8	L. Cannone	Italy	290	1.1
9	T. Vaa'i	New Zealand	585	1.1
10	L. Salakaia-Loto	Australia	367	1.1

\*Minimum 240 minutes played \*\*Minimum 5 tackles / 80



# PLAYER RANKINGS - DISCIPLINE

2024 INTERNATIONALS

## PENS CONCEDED

		Games	Total	
1	J. Slipper	Australia	6	7
1	D. van der Merwe	Scotland	8	7
1	H. Wilson	Australia	7	7
1	H. Hetet	Fiji	7	7
1	G. Brown	Scotland	4	7
1	S. Takeuchi	Japan	8	7
1	R. Vintcent	Italy	7	7
1	W. Sitti	New Zealand	7	7
9	S. Cane	New Zealand	7	6
9	P. Schoeman	Scotland	9	6
9	J. Montoya	Argentina	7	6
9	P. du Toit	South Africa	8	6
9	S. Waqa	Japan	6	6
9	G. Zilocchi	Italy	6	6
9	W. Stuart	England	9	6
9	H. Paisami	Australia	7	6
9	J. Barrett	New Zealand	9	6
9	E. Blackadder	New Zealand	4	6
9	M. Lamaro	Italy	8	6
9	C. Clarke	New Zealand	6	6
9	S. Tawake	Fiji	6	6
9	E. Ashman	Scotland	8	6
9	T. Ikanivere	Fiji	7	6

		Minutes	Per 80*	
1	J. Sclavi	Argentina	270	2.7
2	A. Porter	Ireland	439	2.4
3	H. Hetet	Fiji	240	2.3
4	G. Lucchesi	Italy	302	2.1
5	Z. Fagerson	Scotland	401	1.8
6	E. Ashman	Scotland	273	1.8
7	S. Waqa	Japan	286	1.7
8	T. Tupou	Australia	255	1.6
8	T. Williams	New Zealand	408	1.6
10	E. Blackadder	New Zealand	309	1.6

## CARDS

		Games	Yellows	
1	K. Arendse	South Africa	7	3
2	A. Kellaway	Australia	9	2
2	P. O'Mahony	Ireland	6	2
2	A. Lienert-Brown	New Zealand	11	2
2	C. Clarke	New Zealand	6	2
2	A. Fassi	South Africa	6	2
2	E. Ashman	Scotland	8	2
8	E. Daly	England	5	1
8	U. Atonio	France	5	1
8	W. Le Roux	South Africa	4	1
8	O. Tu'ungafasi	New Zealand	8	1
8	J. Wiese	South Africa	4	1
8	D. van der Merwe	Scotland	8	1
8	M. Marx	South Africa	9	1
8	J. Kriel	South Africa	9	1

		Games	Reds	
1	P. Matera	Argentina	9	1
1	J. Danty	France	3	1
1	A. Esterhuizen	South Africa	2	1
1	P. Willemse	France	1	1
1	C. Ewels	England	1	1
1	A. Cocagi	Fiji	1	1
1	F. Daugunu	Australia	4	1
1	K. Shimokawa	Japan	6	1

\*Minimum 240 minutes played

FRANCE

JAPAN

**PLAYER COMPARISON**  
**2024 INTERNATIONALS**  
**FRANCE & JAPAN**

# PLAYER COMPARISON - POINTS

2024 INTERNATIONALS

POINTS							
FRANCE			JAPAN				
		Games	Total				
1	T. Ramos	5	63	1	S. Lee	7	76
2	A. Hastoy	2	20	2	D. Riley	7	30
3	L. Berdeu	2	19	3	M. Tuitama	5	15
4	G. Fickou	5	15	3	J. Naikabula	6	15
5	B. Serin	2	10	3	T. Osada	8	15
5	B. Couilloud	2	10				
5	N. Le Garrec	5	10				
5	P. Tuilagi	6	10				
5	T. Attissogbe	2	10				

TRIES							
FRANCE			JAPAN				
		Games	Total				
1	G. Fickou	5	3	1	D. Riley	7	6
2	B. Serin	2	2	2	M. Tuitama	5	3
2	B. Couilloud	2	2	2	J. Naikabula	6	3
2	N. Le Garrec	5	2	2	T. Osada	8	3
2	P. Tuilagi	6	2	5	K. Shimokawa	6	2
2	T. Attissogbe	2	2	5	S. Lee	7	2
				5	W. Dearnis	8	2

GOAL KICKING*									
FRANCE			JAPAN						
		Made	Missed	%					
1	L. Berdeu	7	0	100.0%					
2	T. Ramos	25	3	89.3%	1	S. Lee	29	1	96.7%
3	A. Hastoy	8	2	80.0%					

\*Minimum 5 Kicks at Goal

# PLAYER COMPARISON - CARRIES

2024 INTERNATIONALS

CARRIES							
FRANCE			JAPAN				
		Games	Total				
1	G. Alldritt	4	49	1	F. Makisi	8	81
2	D. Penaud	5	42	2	W. Dearn	8	74
2	L. Barre	4	42	3	D. Riley	7	73
4	C. Baille	5	41	4	S. Lee	7	56
5	G. Fickou	5	40	5	Y. Yazaki	5	53

METRES							
FRANCE			JAPAN				
		Games	Total				
1	D. Penaud	5	422.3	1	D. Riley	7	767.5
2	L. Barre	4	401.8	2	Y. Yazaki	5	530.4
3	G. Fickou	5	307.4	3	M. Tuitama	5	488.1
4	T. Ramos	5	273.5	4	F. Makisi	8	479.3
5	G. Alldritt	4	204.1	5	W. Dearn	8	431.6

DEFENDERS BEATEN							
FRANCE			JAPAN				
		Games	Total				
1	D. Penaud	5	27	1	D. Riley	7	26
2	T. Ramos	5	17	2	M. Tuitama	5	22
3	G. Fickou	5	15	3	F. Makisi	8	17
3	P. Tuilagi	6	15	3	W. Dearn	8	17
5	L. Barre	4	14	5	Y. Yazaki	5	15

# PLAYER COMPARISON - PASSING

2024 INTERNATIONALS

## PASSES

FRANCE			JAPAN		
	Games	Total		Games	Total
1 N. Le Garrec	5	199	1 S. Fujiwara	7	472
2 M. Lucu	5	143	2 T. Koyama	7	153
3 T. Ramos	5	108	3 S. Lee	7	149
4 B. Serin	2	101	4 N. Saito	2	148
5 M. Jalibert	3	41	5 H. Tatekawa	5	83

## PASSING ACCURACY%\*\*

FRANCE			JAPAN		
	Games	Total		Games	Total
1 B. Serin	2	99.0%	1 N. Saito	2	96.6%
2 N. Le Garrec	5	97.0%	2 S. Fujiwara	7	96.2%
3 M. Lucu	5	96.5%	3 T. Koyama	7	94.8%
4 T. Ramos	5	95.4%	4 S. Lee	7	89.9%

## OFFLOADS

FRANCE			JAPAN		
	Games	Total		Games	Total
1 D. Penaud	5	11	1 S. Waqa	6	6
2 L. Barre	4	7	1 M. Tuitama	5	6
3 G. Fickou	5	5	3 D. Riley	7	5
4 T. Ramos	5	4	3 S. Lee	7	5
5 B. Serin	2	3	5 W. Dearnis	8	4
5 M. Jalibert	3	3	5 T. Osada	8	4
5 G. Alldritt	4	3			
5 L. Bielle-Biarrey	4	3			

# PLAYER COMPARISON - KICKS

2024 INTERNATIONALS

KICKS IN PLAY							
FRANCE			JAPAN				
		Games	Total				
1	N. Le Garrec	5	39	1	S. Lee	7	54
2	T. Ramos	5	38	2	S. Fujiwara	7	17
3	A. Hastoy	2	26	3	H. Tatekawa	5	16
4	B. Serin	2	25	4	R. Matsuda	2	14
5	M. Lucu	5	22	5	Y. Yazaki	5	11

KICKING METRES							
FRANCE			JAPAN				
		Games	Total				
1	T. Ramos	5	1,273.8	1	S. Lee	7	1,889.1
2	N. Le Garrec	5	1,146.6	2	H. Tatekawa	5	533.4
3	A. Hastoy	2	852.0	3	R. Matsuda	2	363.1
4	B. Serin	2	799.1	4	S. Fujiwara	7	308.3
5	L. Barre	4	763.9	5	M. Tuitama	5	278.7

METRES / KICKS IN PLAY**							
FRANCE			JAPAN				
		Games	Avg*				
1	L. Barre	4	40.2	1	S. Lee	7	35.0
				2	M. Tuitama	5	31.0
				3	K. Shimokawa	6	30.6
2	T. Ramos	5	33.5	4	N. McCurran	5	27.4
				5	W. Dearnis	8	27.2

\*Minimum 240 minutes played \*\*Minimum 2 Kicks / 80min

# PLAYER COMPARISON - LINEOUTS

2024 INTERNATIONALS

## LINEOUTS WON (INC. STEALS)

FRANCE		
	Games	Total
1 C. Ollivon	5	14
2 F. Cros	5	10
3 R. Briatte	2	8
3 T. Flament	2	8
5 C. Woki	3	6
5 G. Alldritt	4	6
5 H. Auradou	1	6

JAPAN		
	Games	Total
1 W. Dearnis	8	43
2 S. Waqa	6	14
3 M. Leitch	3	11
4 E. Uliviti	3	9
5 F. Makisi	8	5

## LINEOUT STEALS

FRANCE		
	Games	Total
1 C. Ollivon	5	1
1 J. Cancoriet	1	1
1 F. Cros	5	1
1 E. Abadie	1	1
1 K. Tixeront	2	1

JAPAN		
	Games	Total
1 W. Dearnis	8	8
2 A. Sakate	6	1

## LINEOUT THROWS WON

FRANCE		
	Games	Total
1 P. Mauvaka	5	34
2 J. Marchand	5	23
3 G. Barlot	2	16
4 T. Baubigny	3	10
5 J. Tarrit	1	4

JAPAN		
	Games	Total
1 M. Harada	8	59
2 A. Sakate	6	32
3 Y. Yazaki	5	3
4 T. Koyama	7	1
4 S. Lee	7	1
4 S. Takeuchi	8	1
4 K. Matsuoka	2	1

# PLAYER COMPARISON - TACKLES

2024 INTERNATIONALS

## SUCCESSFUL TACKLES

FRANCE		
	Games	Total
1 F. Cros	5	58
2 C. Ollivon	5	49
3 G. Alldritt	4	44
4 G. Fickou	5	43
5 L. Nouchi	2	38

JAPAN		
	Games	Total
1 W. Dearn	8	75
2 F. Makisi	8	64
2 S. Takeuchi	8	64
4 T. Costley	6	59
5 M. Harada	8	58

## DOMINANT TACKLES

FRANCE		
	Games	Total
1 G. Fickou	5	5
2 F. Cros	5	4
2 I. Diallo	2	4
4 C. Ollivon	5	3
4 P. Gabrillagues	2	3
4 Y. Moefana	5	3
4 L. Nouchi	2	3

JAPAN		
	Games	Total
1 W. Dearn	8	11
2 S. Takeuchi	8	4
3 T. Mohara	6	3
4 M. Leitch	3	2
4 E. Uluiviti	3	2
4 A. Saumaki	2	2
4 S. Lee	7	2
4 N. McCurran	5	2
4 K. Tamefusa	7	2

## TURNOVERS WON

FRANCE		
	Games	Total
1 F. Cros	5	3
1 G. Alldritt	4	3
1 M. Guillard	2	3
4 G. Colombe	4	2
5 C. Ollivon	5	1
5 B. Serin	2	1
5 J. Danty	3	1
5 J. Marchand	5	1
5 J. Cancoriet	1	1
5 L. Etien	2	1
5 D. Penaud	5	1
5 E. Meafou	2	1
5 E. Abadie	1	1
5 J. Joseph	2	1
5 T. Flament	2	1
5 N. Le Garrec	5	1
5 K. Tixeront	2	1
5 H. Auradou	1	1
5 L. Nouchi	2	1

JAPAN		
	Games	Total
1 W. Dearn	8	12
2 A. Sakate	6	2
2 S. Waqa	6	2
2 M. Tuitama	5	2
2 T. Osada	8	2

# PLAYER COMPARISON - DISCIPLINE

2024 INTERNATIONALS

## PENS CONCEDED

FRANCE			JAPAN		
	Games	Total		Games	Total
1 G. Fickou	5	4	1 T. Mohara	6	9
1 S. Taofifenua	7	4	2 S. Takeuchi	8	7
1 D. Bamba	3	4	3 S. Waqa	6	6
4 U. Atonio	5	3	4 M. Harada	8	5
4 C. Baille	5	3	5 K. Shimokawa	6	4
4 M. Jalibert	3	3	5 J. Naikabula	6	4
			5 W. Dearnis	8	4
			5 T. Osada	8	4

## YELLOW CARDS

FRANCE			JAPAN		
	Games	Total		Games	Total
1 U. Atonio	5	1	1 S. Waqa	6	1
1 P. Willemse	1	1			
1 G. Colombe	4	1	1 M. Harada	8	1

## RED CARDS

FRANCE			JAPAN		
	Games	Total		Games	Total
1 J. Danty	3	1			
1 P. Willemse	1	1	1 K. Shimokawa	6	1