

Insights by **Sage**



# ***PREVIEW REPORT***

***FRANCE - ARGENTINA***

***2024 AUTUMN NATIONS SERIES***

***ROUND 4***

***22/11/2024***



**FRANCE  
RUGBY**





## **FRANCE vs ARGENTINA**

2024 AUTUMN NATIONS SERIES



### **OPTA FACTS**

- Argentina won their most recent match against France (33-25 in July) after losing five in a row against them previously – each of the previous four Tests between these sides at the Stade de France have been decided by single-figure margins, with two wins apiece for either side at the venue.
- France have lost just one of their last nine matches (W7 D1), however their sole loss during that period came against Argentina in July (25-33).
- France have lost just three of their last 34 matches on home soil (W30 D1) and have won each of their last three, however, four of their last six games in France have been decided by margins of just two points or fewer.
- Argentina have scored 4+ tries in all six of their victories this year, including seven during their most recent against Italy a fortnight ago (50-18), overall they've averaged 4.3 tries per game in 2024, their highest average for a calendar year since 2004 (5.9).
- Argentina have alternated between wins and losses across their last seven Test matches against European sides in Europe (W3 L4), losing their most recent such fixture against Ireland by a margin of just three points (19-22).
- Argentina have gained the most metres per carry of any team in men's Tier 1 rugby in 2024 (4.3), whilst France (32.4) and Argentina (31.9) have averaged more metres per kick in play this year than any other Tier 1 side.
- Argentina have the highest scrum success rate of any men's Tier 1 nation in 2024 (98%) and also have the second highest success rate of any such side on their own lineout this year (90%, England – 92%).
- France crossed the gainline from a higher share of their carries (69%) than any other side in the most recent round of Autumn Nations Series fixtures, while Argentina committed 2+ opposition tacklers from a higher percentage of their carries than any other team last week (65%).
- France's Georges-Henri Colombe won three turnovers against New Zealand last week, the most by any player in this year's Autumn Nations Series and the most by any prop in a Tier 1 men's Test match since South Africa's Steven Kitshoff won three against Argentina in July last year.
- Argentina's Juan Martin Gonzalez made seven dominant tackles against Ireland last week, the most of any player in the most recent round of Autumn Nations Series fixtures – in fact, it was the joint-most by any Argentina player in a Test match since Opta have recorded this data, alongside Gonzalez himself versus New Zealand in Round 1 of this year's Rugby Championship.

## MATCH SQUADS

2024 AUTUMN NATIONS SERIES

France	#	Argentina
Leo Barre	15	Juan Cruz Mallia
Gabin Villiere	14	Rodrigo Isgro
Gael Fickou	13	Lucio Cinti
Yoram Moefana	12	Matias Moroni
Louis Bielle-Biarrey	11	Bautista Delguy
Thomas Ramos	10	Tomas Albornoz
Antoine Dupont	9	Gonzalo Garcia
Jean-Baptiste Gros	1	Thomas Gallo
Peato Mauvaka	2	Julian Montoya
Uini Atonio	3	Joel Sclavi
Thibaud Flament	4	Guido Petti
Emmanuel Meafou	5	Pedro Rubiolo
Francois Cros	6	Pablo Matera
Paul Bodehent	7	Juan Martin Gonzalez
Charles Ollivon	8	Joaquin Oviedo
Julien Marchand	16	Ignacio Ruiz
Reda Wardi	17	Ignacio Calles
Georges-Henri Colombe	18	Francisco Gomez Kodela
Alexandre Roumat	19	Franco Molina
Mickael Guillard	20	Marcos Kremer
Marko Gazzotti	21	Lautaro Bazan Velez
Nolann Le Garrec	22	Santiago Carreras
Emilien Gailleton	23	Mateo Carreras



# FRANCE MATCH SQUAD DETAILS

2024 AUTUMN NATIONS SERIES

#	Player	Age	Height	Weight	Caps	Points	Tries
15	Leo Barre	22	189	89	5	5	1
14	Gabin Villiere	28	180	88	17	35	7
13	Gael Fickou	30	190	99	92	85	17
12	Yoram Moefana	24	182	97	30	20	4
11	Louis Biele-Biarrey	21	184	79	13	45	9
10	Thomas Ramos	29	178	87	38	364	5
9	Antoine Dupont	28	175	85	54	65	13
1	Jean-Baptiste Gros	25	187	110	31	5	1
2	Peato Mauvaka	27	184	112	36	50	10
3	Uini Atonio	34	196	145	62	10	2
4	Thibaud Flament	27	203	116	28	25	5
5	Emmanuel Meafou	26	203	145	4	0	0
6	Francois Cros	30	190	111	33	5	1
7	Paul Boudehent	24	192	107	13	15	3
8	Charles Ollivon	31	199	114	45	80	16
16	Julien Marchand	29	181	110	39	5	1
17	Reda Wardi	29	185	110	17	0	0
18	Georges-Henri Colombe	26	193	142	6	5	1
19	Alexandre Roumat	27	198	110	6	5	1
20	Mickael Guillard	23	197	112	4	0	0
21	Marko Gazzotti	20	192	110	0	0	0
22	Nolann Le Garrec	22	175	75	6	10	2
23	Emilien Gailleton	21	185	89	5	10	2



# ARGENTINA MATCH SQUAD DETAILS

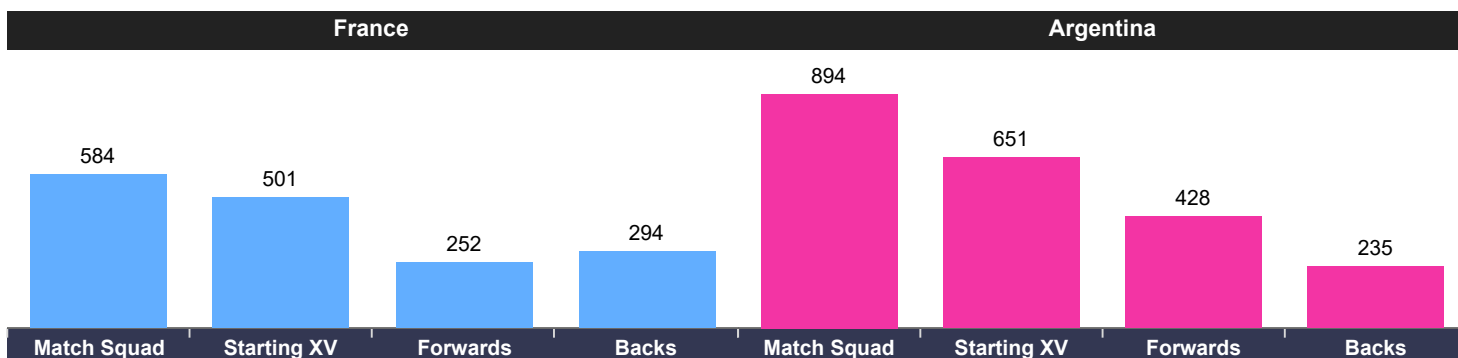
2024 AUTUMN NATIONS SERIES

#	Player	Age	Height	Weight	Caps	Points	Tries
15	Juan Cruz Mallia	28	182	89	41	40	8
14	Rodrigo Isgro	25	185	95	6	5	1
13	Lucio Cinti	24	191	90	31	10	2
12	Matias Moroni	33	185	92	88	65	13
11	Bautista Delguy	27	183	84	32	35	7
10	Tomas Albornoz	27	177	82	16	102	4
9	Gonzalo Garcia	25	172	78	9	0	0
1	Thomas Gallo	25	176	107	34	30	6
2	Julian Montoya	31	183	113	104	65	13
3	Joel Sclavi	30	188	135	26	20	4
4	Guido Petti	30	193	104	86	20	4
5	Pedro Rubiolo	21	191	114	19	0	0
6	Pablo Matera	31	192	105	108	60	12
7	Juan Martin Gonzalez	24	193	97	39	55	11
8	Joaquin Oviedo	23	191	113	12	15	3
16	Ignacio Ruiz	23	187	109	17	10	2
17	Ignacio Calles	29	187	116	7	0	0
18	Francisco Gomez Kodela	39	185	120	40	5	1
19	Franco Molina	27	198	114	11	5	1
20	Marcos Kremer	27	195	110	72	15	3
21	Lautaro Bazan Velez	28	173	80	18	0	0
22	Santiago Carreras	26	180	82	52	100	8
23	Mateo Carreras	24	173	84	26	65	13

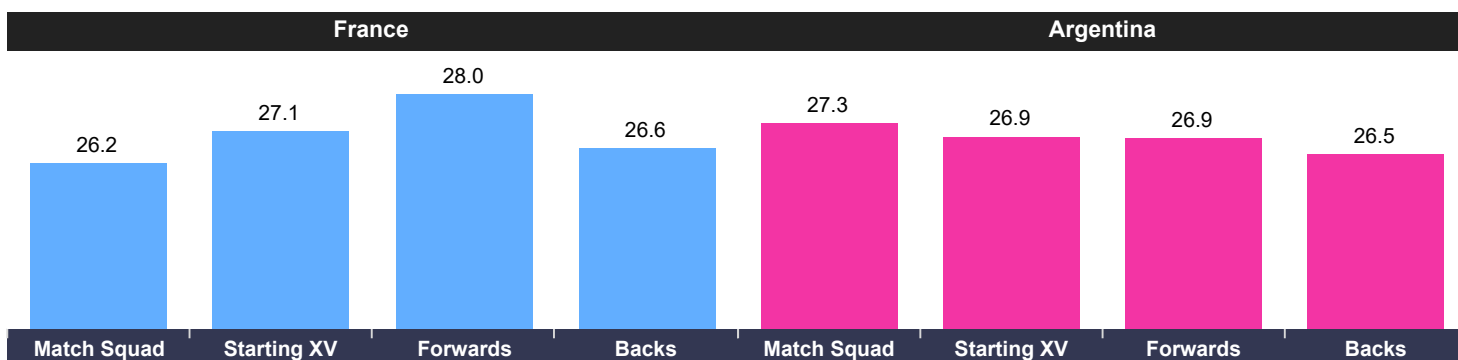
# MATCH SQUAD - SQUAD COMPARISON

2024 AUTUMN NATIONS SERIES

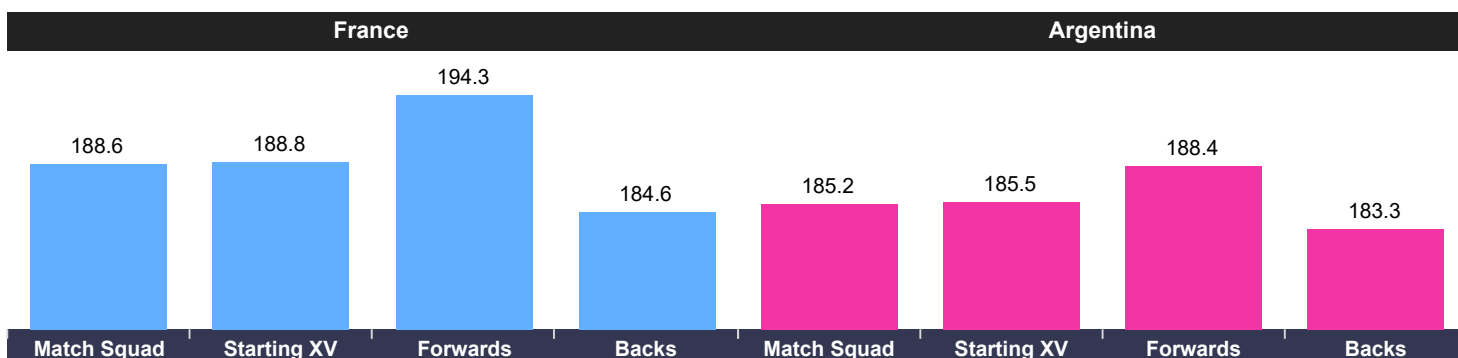
## CAPS - TOTAL



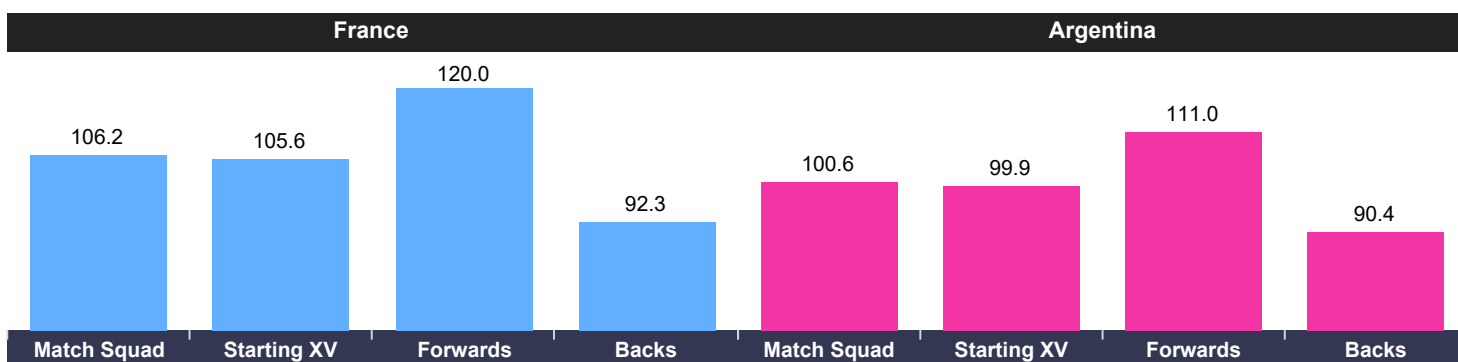
## AGE - AVERAGES



## HEIGHT - AVERAGES



## WEIGHT - AVERAGES



## LAST MATCH DETAILS

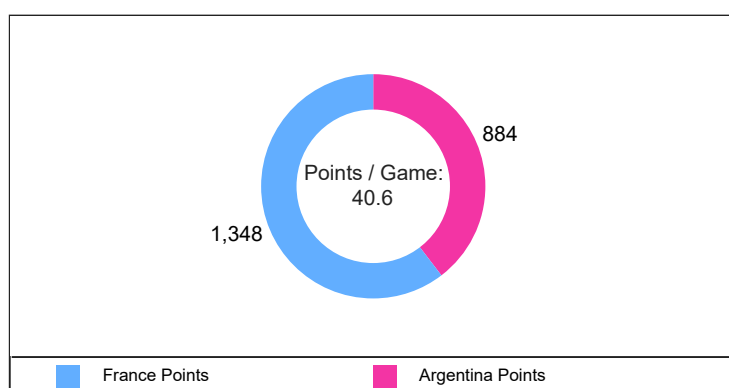
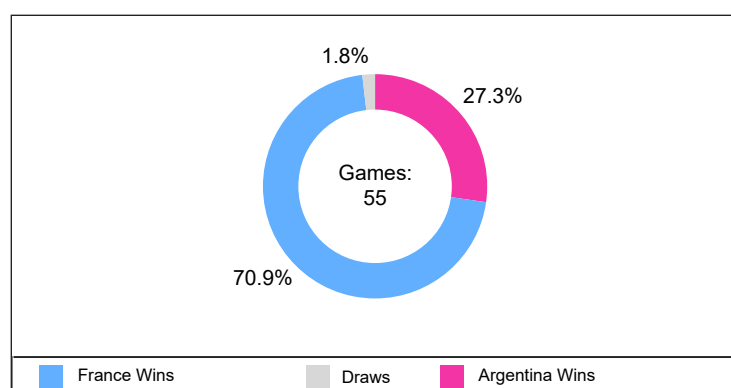
FRANCE Autumn Nations Series v New Zealand (16/11/2024) 30-29 (W)								
#	Player	Minutes	Points	Tries	Ball Carries	Kicks	Tackles	Cards
15	Romain Buros	68	5	1	6	0	8	0
14	Gabin Villiere	80	0	0	5	0	16	0
13	Gael Fickou	80	0	0	3	0	19	0
12	Yoram Moefana	59	0	0	1	1	12	0
11	Louis Bielle-Biarrey	80	5	1	6	2	6	0
10	Thomas Ramos	80	15	0	8	7	16	0
9	Antoine Dupont	80	0	0	6	12	17	0
1	Jean-Baptiste Gros	48	0	0	8	0	12	0
2	Peato Mauvaka	58	0	0	5	0	18	0
3	Tevita Tatafu	10	0	0	1	0	1	0
4	Thibaud Flament	80	0	0	8	0	25	0
5	Emmanuel Meafou	48	0	0	5	0	14	0
6	Paul Boudehent	70	5	1	8	0	15	0
7	Alexandre Roumat	80	0	0	7	0	23	0
8	Gregory Alldritt	48	0	0	9	0	18	0
16	Julien Marchand	32	0	0	0	0	6	0
17	Reda Wardi	32	0	0	1	0	7	0
18	Georges-Henri Colombe	70	0	0	4	0	14	0
19	Romain Taofifenua	7	0	0	1	0	1	0
20	Mickael Guillard	32	0	0	2	0	7	0
21	Charles Ollivon	24	0	0	1	0	6	0
22	Nolann Le Garrec	12	0	0	0	1	1	0
23	Emilien Gailleton	21	0	0	0	0	5	0
<b>Team Total</b>		-	<b>30</b>	<b>3</b>	<b>95</b>	<b>23</b>	<b>267</b>	<b>0</b>

ARGENTINA Autumn Nations Series v Ireland (15/11/2024) 22-19 (L)								
#	Player	Minutes	Points	Tries	Ball Carries	Kicks	Tackles	Cards
15	Juan Cruz Mallia	80	5	1	5	2	11	0
14	Rodrigo Isgro	57	0	0	6	2	8	0
13	Lucio Cinti	59	0	0	4	0	8	0
12	Matias Moroni	70	0	0	6	1	18	1
11	Bautista Delguy	80	0	0	9	0	14	0
10	Tomas Albornoz	80	14	0	13	11	11	0
9	Gonzalo Bertranou	46	0	0	3	3	13	0
1	Thomas Gallo	59	0	0	5	0	9	0
2	Julian Montoya	51	0	0	7	0	10	0
3	Joel Sclavi	51	0	0	6	0	9	0
4	Guido Petti	51	0	0	6	0	7	0
5	Pedro Rubiolo	80	0	0	7	0	22	0
6	Pablo Matera	62	0	0	15	0	11	0
7	Juan Martin Gonzalez	80	0	0	12	0	21	0
8	Joaquin Oviedo	80	0	0	19	0	18	0
16	Ignacio Ruiz	29	0	0	4	0	14	0
17	Ignacio Calles	21	0	0	2	0	6	0
18	Francisco Gomez Kodela	24	0	0	2	0	7	1
19	Franco Molina	29	0	0	3	0	8	0
20	Santiago Grondona	18	0	0	1	0	6	0
21	Gonzalo Garcia	34	0	0	1	4	8	0
22	Santiago Carreras	23	0	0	2	1	5	0
23	Justo Piccardo	21	0	0	0	0	6	0
<b>Team Total</b>		-	<b>19</b>	<b>1</b>	<b>138</b>	<b>24</b>	<b>250</b>	<b>2</b>

## HEAD TO HEAD

All Time

	Games	France Wins	Draws	Argentina Wins
Overall:	55	39	1	15
France at Home:	19	14	0	5
Argentina at Home:	34	23	1	10
Neutral Venue:	2	2	0	0



## LAST 10 MEETINGS

Year	Date	Team	Score	Opposition	Venue	Winner
2024	06/07/2024	Argentina	13-28	France	Estadio Malvinas Argentinas	France
2021	06/11/2021	France	29-20	Argentina	Stade de France	France
2008	08/11/2008	France	12-6	Argentina	Marseille	France
2007	07/09/2007	France	12-17	Argentina	Stade de France	Argentina
1992	11/07/1992	Argentina	9-33	France	Buenos Aires	France
1992	04/07/1992	Argentina	12-27	France	Buenos Aires	France
1988	11/11/1988	France	28-18	Argentina	Lille	France
1988	05/11/1988	France	29-9	Argentina	Nantes	France
1986	07/06/1986	Argentina	9-22	France	Buenos Aires	France
1977	02/07/1977	Argentina	18-18	France	Buenos Aires	Match drawn

# RESULTS

Since 2023

FRANCE								
Date	Opponent	Comp	H/A	Result	F	A	TF	TA
05/02/2023	Italy	Six Nations	A	W	29	24	4	2
11/02/2023	Ireland	Six Nations	A	L	19	32	1	4
26/02/2023	Scotland	Six Nations	H	W	32	21	4	3
11/03/2023	England	Six Nations	A	W	53	10	7	1
18/03/2023	Wales	Six Nations	H	W	41	28	5	4
05/08/2023	Scotland	International	A	L	21	25	3	3
12/08/2023	Scotland	International	H	W	30	27	3	4
19/08/2023	Fiji	International	H	W	34	17	3	2
27/08/2023	Australia	International	H	W	41	17	4	3
08/09/2023	New Zealand	RWC	H	W	27	13	2	2
14/09/2023	Uruguay	RWC	H	W	27	12	3	2
21/09/2023	Namibia	RWC	H	W	96	0	14	0
06/10/2023	Italy	RWC	H	W	60	7	8	1
15/10/2023	South Africa	RWC	H	L	28	29	3	4
02/02/2024	Ireland	Six Nations	H	L	17	38	2	5
10/02/2024	Scotland	Six Nations	A	W	20	16	2	1
25/02/2024	Italy	Six Nations	H	D	13	13	1	1
10/03/2024	Wales	Six Nations	A	W	45	24	5	3
16/03/2024	England	Six Nations	H	W	33	31	3	4
06/07/2024	Argentina	International	A	W	28	13	3	2
10/07/2024	Uruguay	International	A	W	43	28	4	4
13/07/2024	Argentina	International	A	L	25	33	3	5
09/11/2024	Japan	Autumn Nations Series	H	W	52	12	8	2
16/11/2024	New Zealand	Autumn Nations Series	H	W	30	29	3	2
<b>Average</b>					<b>30.9</b>	<b>23.1</b>	<b>3.4</b>	<b>2.9</b>

ARGENTINA								
Date	Opponent	Comp	H/A	Result	F	A	TF	TA
08/07/2023	New Zealand	The Rugby Championship	H	L	12	41	2	7
15/07/2023	Australia	The Rugby Championship	A	W	34	31	4	4
29/07/2023	South Africa	The Rugby Championship	A	L	21	22	2	3
05/08/2023	South Africa	International	H	L	13	24	1	2
26/08/2023	Spain	International	A	W	62	3	9	0
09/09/2023	England	RWC	A	L	10	27	1	0
22/09/2023	Samoa	RWC	H	W	19	10	1	1
30/09/2023	Chile	RWC	H	W	59	5	8	1
08/10/2023	Japan	RWC	A	W	39	27	5	3
14/10/2023	Wales	RWC	A	W	29	17	2	2
20/10/2023	New Zealand	RWC	H	L	6	44	0	7
27/10/2023	England	RWC	H	L	23	26	2	2
06/07/2024	France	International	H	L	13	28	2	3
13/07/2024	France	International	H	W	33	25	5	3
20/07/2024	Uruguay	International	A	W	79	5	12	1
10/08/2024	New Zealand	The Rugby Championship	A	W	38	30	4	3
17/08/2024	New Zealand	The Rugby Championship	A	L	10	42	1	6
31/08/2024	Australia	The Rugby Championship	H	L	19	20	1	2
07/09/2024	Australia	The Rugby Championship	H	W	67	27	9	3
21/09/2024	South Africa	The Rugby Championship	H	W	29	28	4	3
28/09/2024	South Africa	The Rugby Championship	A	L	7	48	1	7
09/11/2024	Italy	Autumn Nations Series	A	W	50	18	7	2
15/11/2024	Ireland	Autumn Nations Series	A	L	19	22	1	3
<b>Average</b>					<b>33.8</b>	<b>24.6</b>	<b>4.4</b>	<b>2.9</b>

## FORM - FRANCE

All Competitions

FRANCE						
Record	Date	Opponent	Comp	Score	Days Since	Games Since
Last Win	16/11/2024	New Zealand	Autumn Nations Series	30-29	4	0
Last Loss	13/07/2024	Argentina	International	25-33	130	2
Last Home Win	16/11/2024	New Zealand	Autumn Nations Series	30-29	4	0
Last Home Loss	02/02/2024	Ireland	Six Nations	17-38	292	9
Last Away Win	10/07/2024	Uruguay	International	43-28	133	3
Last Away Loss	13/07/2024	Argentina	International	25-33	130	2

ARGENTINA						
Record	Date	Opponent	Comp	Score	Days Since	Games Since
Last Win	09/11/2024	Italy	Autumn Nations Series	50-18	11	1
Last Loss	15/11/2024	Ireland	Autumn Nations Series	19-22	5	0
Last Home Win	21/09/2024	South Africa	The Rugby Championship	29-28	60	3
Last Home Loss	31/08/2024	Australia	The Rugby Championship	19-20	81	5
Last Away Win	09/11/2024	Italy	Autumn Nations Series	50-18	11	1
Last Away Loss	15/11/2024	Ireland	Autumn Nations Series	19-22	5	0

## LAST MEETING - STATISTICS

### Argentina 33-25 France (2024-07-13 - International)

Argentina	France	
5	Tries	3
3	Conversions	2
0	Penalty Goals	2
152	Ball Carries	88
9	Offloads	6
4	Line Breaks	6
29	Defenders Beaten	17
768	Carry Metres	655
112	Total Tackles	202
17	Missed Tackle	29
6	Turnovers Won	7
11	Turnover Conceded	10
18	Lineouts Won	8
1	Lineouts Lost	4
11	Total Penalties Conceded	12
24	Kicks in Play	26

#	Player	Minutes Played	Tries	Points	Ball Carries	Defenders Beaten	Tackles	Tackles - Success	Turnovers Won	Pens Conceded
15	Santiago Cordero	80	0	0	10	3	4	4	0	0
14	Bautista Delguy	56	0	0	10	2	8	2	0	0
13	Matias Moroni	80	0	0	5	0	8	8	0	0
12	Santiago Chocobares	80	0	0	10	2	10	9	1	0
11	Mateo Carreras	80	0	0	5	2	4	2	0	2
10	Santiago Carreras	71	1	11	14	3	4	1	0	1
9	Lautaro Bazan Velez	47	0	0	10	2	3	2	0	0
1	Mayco Vivas	41	0	0	3	0	6	2	0	1
2	Julian Montoya	21	0	0	7	1	2	1	0	0
3	Eduardo Bello	49	1	5	4	0	6	6	1	0
4	Franco Molina	49	0	0	3	4	7	5	0	0
5	Lucas Paulos	56	0	0	6	0	10	9	0	1
6	Pablo Matera	80	0	0	15	2	7	7	1	0
7	Marcos Kremer	80	0	0	8	0	11	9	0	2
8	Joaquin Oviedo	80	0	0	22	4	12	9	1	1
16	Ignacio Ruiz	59	0	0	5	0	5	3	0	2
17	Thomas Gallo	40	2	10	5	2	5	5	0	1
18	Lucio Sordoni	31	0	0	2	1	2	2	0	0
19	Matias Alemanno	31	0	0	2	0	2	2	0	0
20	Pedro Rubiolo	24	0	0	1	1	3	2	0	0
21	Gonzalo Bertranou	33	0	0	2	0	3	2	2	0
22	Tomas Albornoz	24	0	0	3	0	3	2	0	0
23	Matias Orlando	9	0	0	0	0	1	1	0	0

#	Player	Minutes	Tries	Points	Ball Carries	Defenders Beaten	Tackles	Tackles - Success	Turnovers Won	Pens Conceded
15	Leo Barre	80	0	0	13	3	5	4	0	1
14	Theo Attissogbe	80	1	5	7	0	11	7	0	0
13	Emilien Gailleton	80	1	5	7	2	15	10	0	0
12	Antoine Frisch	80	0	0	3	1	11	9	0	0
11	Lester Etien	80	0	0	6	2	1	0	1	0
10	Antoine Hastoy	80	0	10	2	0	12	6	0	0
9	Baptiste Serin	67	1	5	6	2	16	13	1	0
1	Jean-Baptiste Gros	57	0	0	3	0	11	9	0	0
2	Gaetan Barlot	67	0	0	3	0	19	15	0	0
3	Georges-Henri Colombe	53	0	0	4	0	8	5	1	1
4	Mickael Guillard	63	0	0	3	1	14	14	2	1
5	Baptiste Pesenti	41	0	0	2	0	13	11	0	0
6	Lenni Nouchi	80	0	0	10	3	27	26	1	1
7	Judicael Cancoriet	80	0	0	3	1	11	5	1	0
8	Jordan Joseph	41	0	0	5	0	10	9	0	1
16	Teddy Baubigny	17	0	0	0	0	5	5	0	0
17	Sebastien Taoffifenua	23	0	0	1	0	7	6	0	1
18	Demba Bamba	16	0	0	3	1	2	2	0	2
19	Posolo Tuilagi	35	0	0	4	1	5	1	0	2
20	Romain Briatte	40	0	0	2	0	15	14	0	1
21	Killian Tixeront	13	0	0	0	0	2	1	0	0
22	Baptiste Jauneau	13	0	0	1	0	1	1	0	0
23	Leo Berdeu	0	0	0	0	0	0	0	0	0

**TEAM ANALYSIS**  
**2024 INTERNATIONALS**

# TEAM ANALYSIS - MATCH AVERAGES

2024 INTERNATIONALS

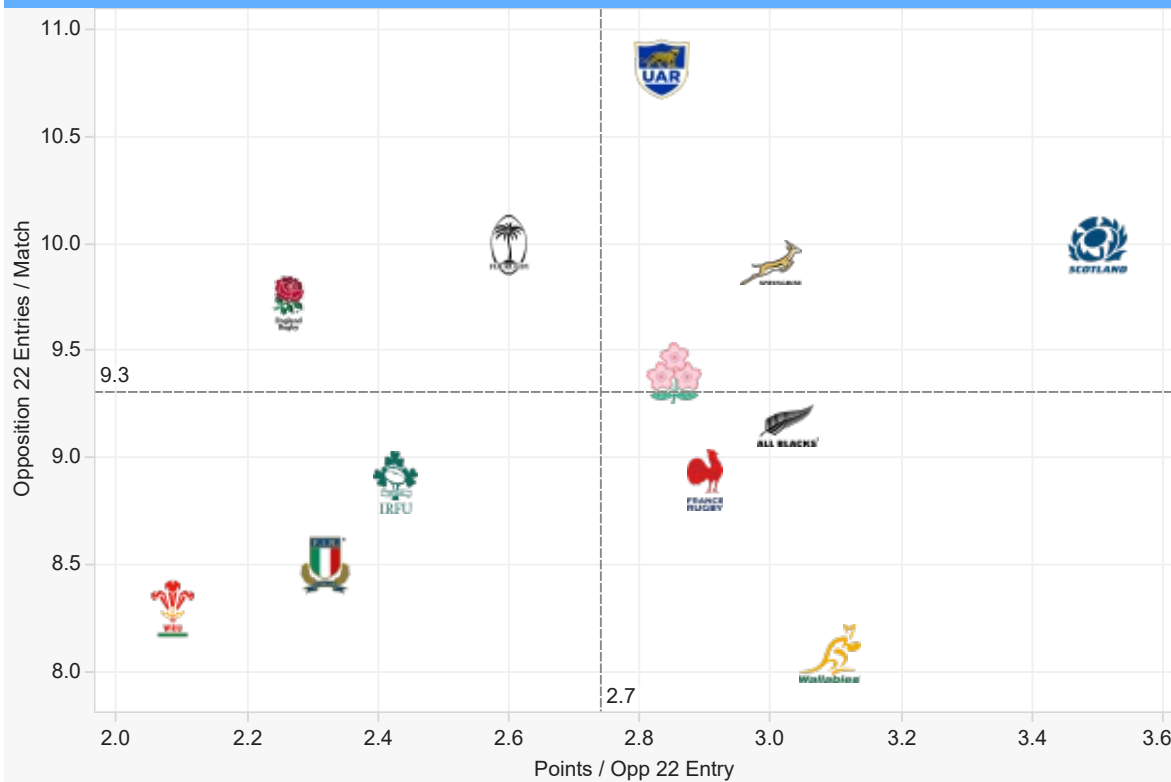
		
30.6	Points	33.1
3.4	Tries	4.3
88.7%	Goal Kicking %	80.6%
109.4	Carries	119.5
663.1	Carry Metres	803.5
8.9	Opposition 22 Entries	10.8
2.9	Points / Opp 22 Entry	2.8
6.0	Line Breaks	7.0
23.3	Defenders Beaten	25.7
9.0	Offloads	7.6
129.7	Passes	149.5
28.2	Kicks From Hand	24.0
169.7	Tackles	169.7
20.3	Missed Tackles	22.8
88.0%	Tackle %	86.6%
8.6	Dominant Tackles	12.5
9.3	Pens Conceded	10.1
0.3	Yellow Cards	0.5
2	Red Cards (Total)	1
4.1	Turnovers Won	3.7
11.8	Turnovers Conceded	14.1
86.4%	Lineout Success %	89.9%
93.5%	Scrum Success %	98.0%
95.9%	Ruck Success %	96.1%
43.0%	Gainline Forward %	44.6%

All stats are on a per match basis (unless stated otherwise)

# TEAM ANALYSIS - 22 ENTRIES

2024 INTERNATIONALS

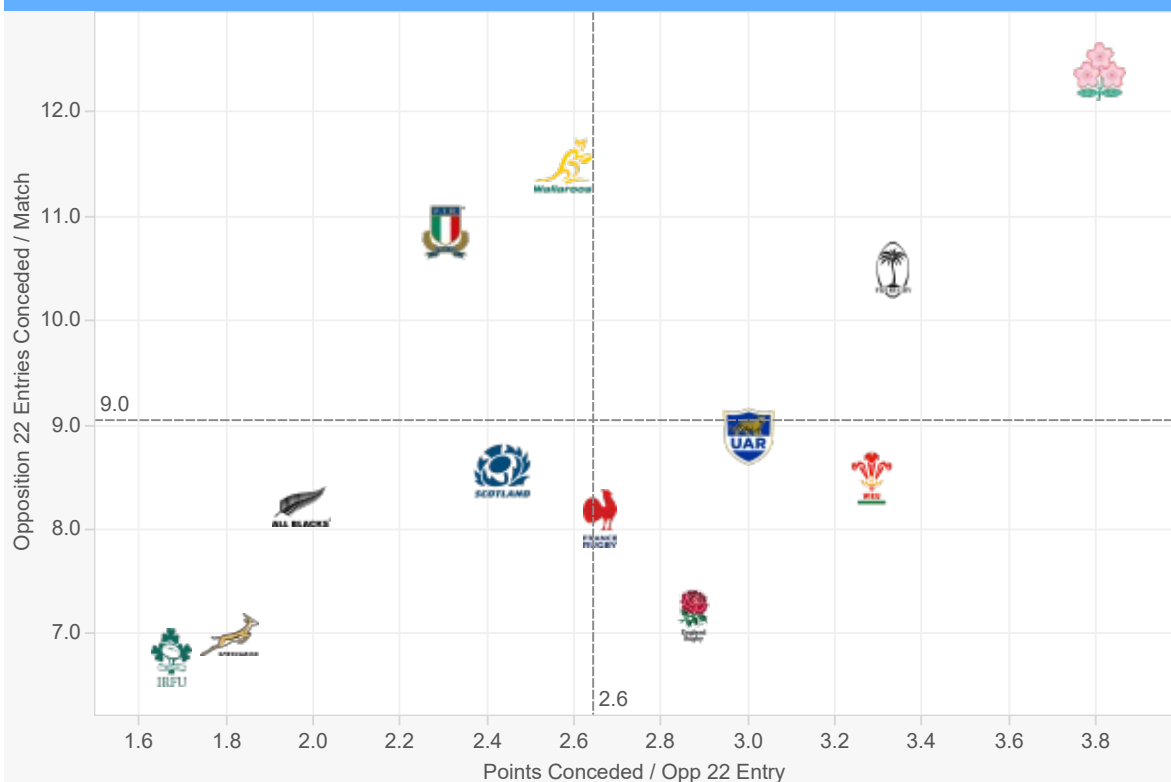
## 22 ENTRIES FOR



22 Entries / Match	
Argentina	10.8
Scotland	10.0
Fiji	10.0
South Africa	9.9
England	9.7
Japan	9.4
New Zealand	9.2
France	8.9
Ireland	8.9
Italy	8.5
Wales	8.3
Australia	8.1

Points / Entry	
Scotland	3.5
Australia	3.1
New Zealand	3.0
South Africa	3.0
France	2.9
Japan	2.9
Argentina	2.8
Fiji	2.6
Ireland	2.4
Italy	2.3
England	2.3
Wales	2.1

## 22 ENTRIES AGAINST



22 Entries Con. / Match	
Japan	12.4
Australia	11.5
Italy	10.9
Fiji	10.5
Argentina	8.9
Scotland	8.6
Wales	8.5
New Zealand	8.2
France	8.1
England	7.2
South Africa	7.0
Ireland	6.8

Points Con / Entry	
Japan	12.4
Fiji	10.5
Wales	8.5
Argentina	8.9
England	7.2
France	8.1
Australia	11.5
Scotland	8.6
Italy	10.9
New Zealand	8.2
South Africa	7.0
Ireland	6.8

# TEAM ANALYSIS - POINTS & TRIES

2024 INTERNATIONALS

## POINTS PER PERIOD

	SCORED					CONCEDED				
	Total	1'-20'	21'-HT	HT-60'	61'-80'	Total	1'-20'	21'-HT	HT-60'	61'-80'
Argentina	357	66	102	73	116	281	84	92	61	44
Australia	302	80	84	52	86	307	72	85	49	101
England	281	79	68	85	49	268	66	82	41	79
Fiji	255	52	54	80	69	133	48	24	21	40
France	306	71	79	84	72	202	44	50	46	62
Ireland	224	59	65	30	70	97	39	19	13	26
Italy	212	66	47	39	60	139	36	25	42	36
Japan	276	76	70	50	80	190	47	42	39	62
New Zealand	402	117	138	75	72	251	60	74	53	64
Scotland	437	109	125	82	121	259	61	67	71	60
South Africa	391	98	90	68	135	109	32	22	36	19
Wales	160	23	51	29	57	164	35	40	37	52
<b>Total</b>	<b>3,603</b>	<b>896</b>	<b>973</b>	<b>747</b>	<b>987</b>	<b>2,901</b>	<b>753</b>	<b>764</b>	<b>601</b>	<b>783</b>

## TRIES PER PERIOD

	SCORED					CONCEDED				
	Total	1'-20'	21'-HT	HT-60'	61'-80'	Total	1'-20'	21'-HT	HT-60'	61'-80'
Argentina	46	7	14	9	16	34	11	11	6	6
Australia	37	9	9	7	12	39	9	10	6	14
England	33	9	7	11	6	30	8	8	5	9
Fiji	35	8	7	10	10	19	7	3	3	6
France	34	8	8	10	8	24	5	5	6	8
Ireland	27	6	7	4	10	12	6	1	1	4
Italy	23	8	3	5	7	10	2	1	4	3
Japan	37	10	9	7	11	25	6	5	5	9
New Zealand	49	16	18	8	7	36	8	12	7	9
Scotland	58	15	15	11	17	28	7	6	7	8
South Africa	48	14	11	5	18	15	5	2	5	3
Wales	20	2	6	4	8	20	4	5	5	6
<b>Total</b>	<b>447</b>	<b>112</b>	<b>114</b>	<b>91</b>	<b>130</b>	<b>346</b>	<b>90</b>	<b>85</b>	<b>70</b>	<b>101</b>

## TRY ORIGIN

	SCORED									CONCEDED								
	Total	Counter Attack	Free Kick	Lineout	Penalty	Scrum	Start Half	Tap Penalty	Turnover	Total	Counter Attack	Free Kick	Lineout	Penalty	Scrum	Start Half	Tap Penalty	Turnover
Argentina	56	9	0	17	0	6	1	3	20	40	5	0	18	0	4	0	2	11
Australia	44	7	2	19	1	5	0	2	8	48	8	0	17	0	6	0	3	14
England	38	5	0	20	0	3	1	2	7	37	6	2	15	0	3	0	1	10
Fiji	39	4	1	13	0	9	0	2	10	21	1	1	11	1	4	0	0	3
France	43	9	1	10	0	9	0	2	12	28	3	0	16	0	4	1	0	4
Ireland	26	0	0	18	0	2	1	1	4	13	0	0	8	0	2	0	1	2
Italy	27	2	0	11	0	4	0	1	9	14	2	0	5	1	1	0	1	4
Japan	46	8	0	17	0	3	0	4	14	32	8	0	12	0	3	0	1	8
New Zealand	60	11	2	22	0	6	0	2	17	43	7	0	16	0	5	0	3	12
Scotland	70	11	0	32	1	5	0	2	19	32	4	0	15	0	5	0	1	7
South Africa	54	4	0	23	1	8	0	2	16	16	0	1	5	0	4	0	2	4
Wales	26	2	0	15	0	2	0	4	3	21	1	0	6	0	4	1	5	4
<b>Total</b>	<b>529</b>	<b>72</b>	<b>6</b>	<b>217</b>	<b>3</b>	<b>62</b>	<b>3</b>	<b>27</b>	<b>139</b>	<b>407</b>	<b>52</b>	<b>5</b>	<b>170</b>	<b>3</b>	<b>53</b>	<b>3</b>	<b>22</b>	<b>99</b>

Max & Min values are highlighted per time-frame/phase/section



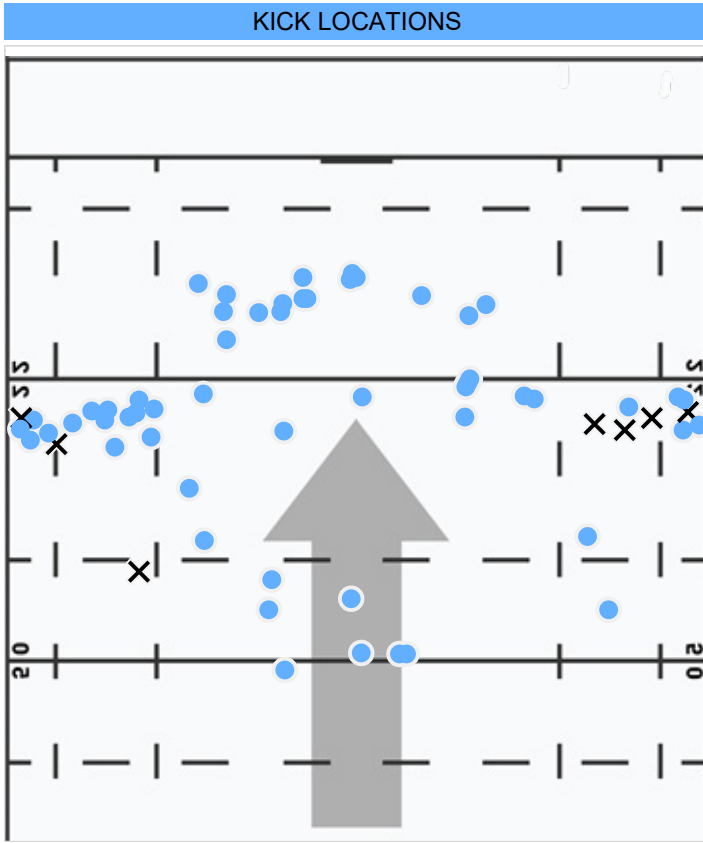
**FRANCE  
RUGBY**

# ***TEAM ANALYSIS***

***FRANCE - 2024 INTERNATIONALS***

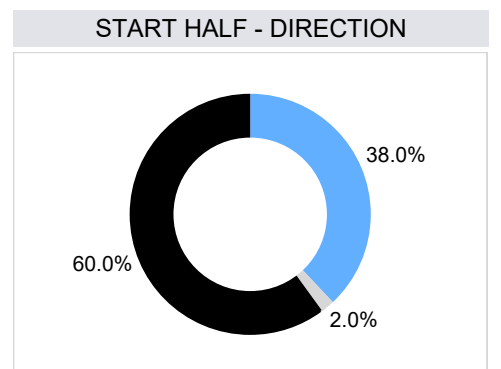
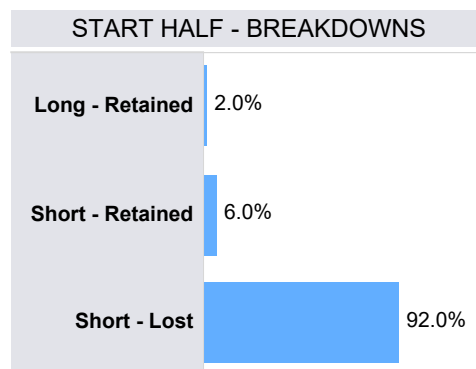
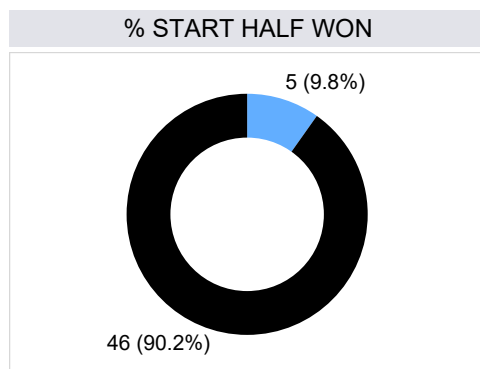
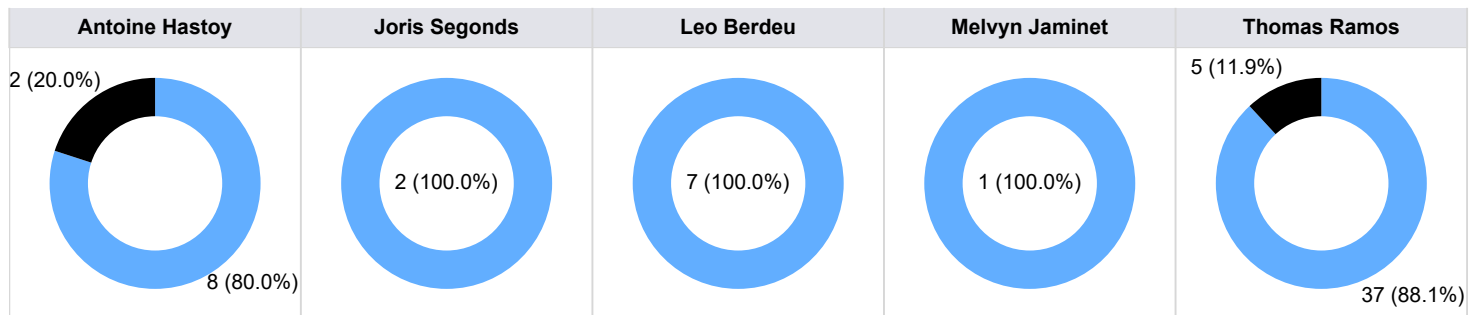
# KICKING

FRANCE - 2024 INTERNATIONALS



LAST 20 KICKS AT GOAL				
Opponent	Min	Player	Pts Gained	
New Zealand	7	Thomas Ramos	1.07	Pen Made
	33	Thomas Ramos	0.10	Conv Made
	45	Thomas Ramos	0.82	Conv Made
	52	Thomas Ramos	0.49	Conv Made
	58	Thomas Ramos	0.20	Pen Made
	73	Thomas Ramos	0.64	Pen Made
Japan	5	Thomas Ramos	-1.12	Conv Missed
	11	Thomas Ramos	0.40	Conv Made
	20	Thomas Ramos	0.52	Conv Made
	29	Thomas Ramos	0.90	Conv Made
	35	Thomas Ramos	-1.15	Conv Missed
	43	Thomas Ramos	0.30	Conv Made
	55	Thomas Ramos	0.58	Conv Made
Argentina	10	Antoine Hastoy	0.18	Conv Made
	25	Antoine Hastoy	0.39	Pen Made
	42	Antoine Hastoy	0.25	Pen Made
	47	Antoine Hastoy	0.69	Conv Made
Uruguay	52	Antoine Hastoy	-1.38	Conv Missed
	7	Leo Berdeu	0.85	Pen Made
<b>Overall Points Gained</b>			<b>17.38</b>	

## KICKS AT GOAL



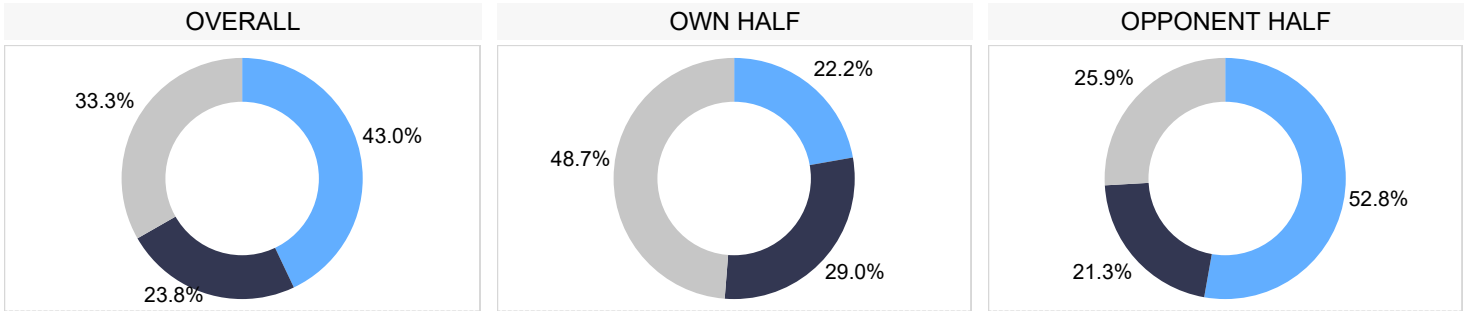
Won Lost

Right Split Left

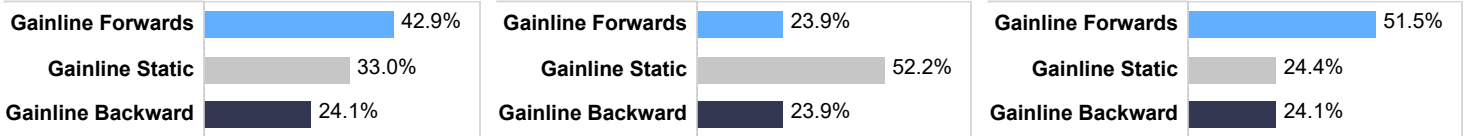
# COLLISIONS

FRANCE - 2024 INTERNATIONALS

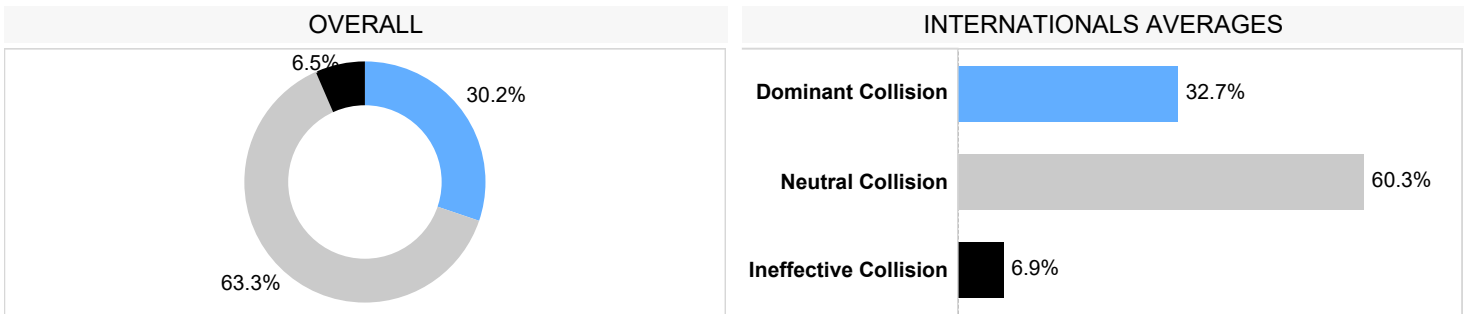
## GAINLINE SUCCESS



### INTERNATIONALS AVERAGES

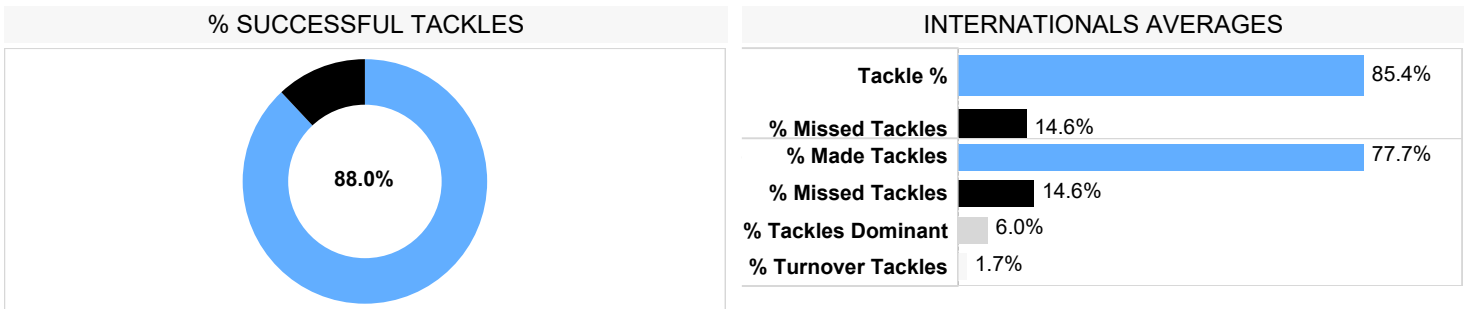


## CARRIES INTO CONTACT\*

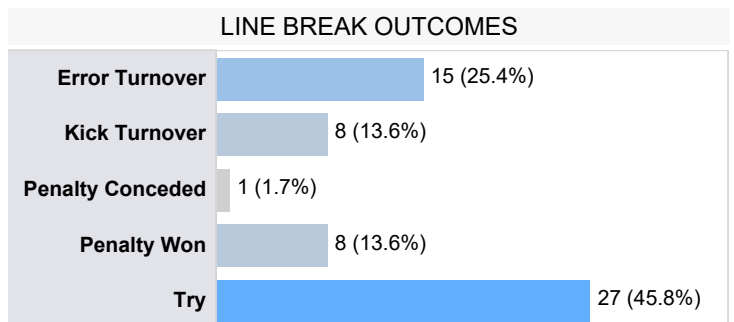


\*dominance based on tackle outcome

## TACKLES

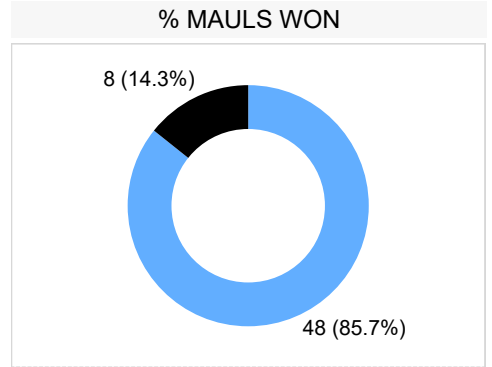
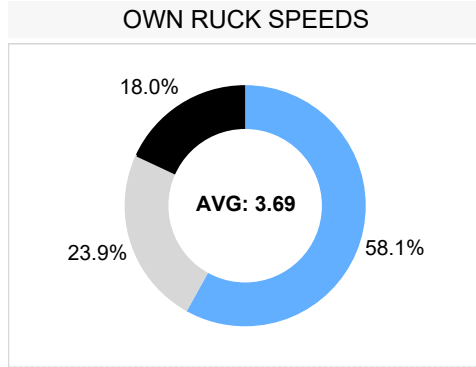
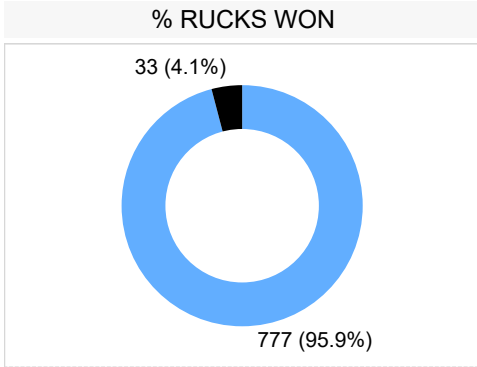


CARRIES & BREAKS	
Line Breaks	60
Line breaks / match	6.0
Defenders Beaten	233
Defenders Beaten / match	23.3
Ball Carries	1,094
Carries / Match	109.4

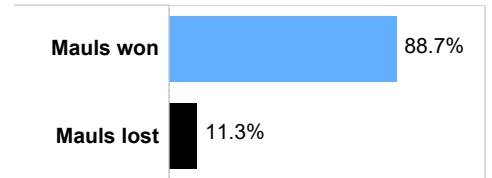
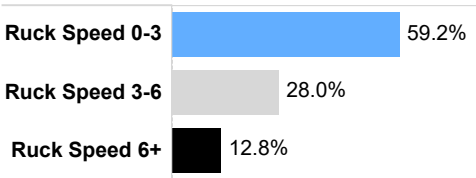
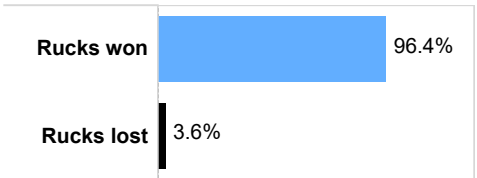


# BREAKDOWN

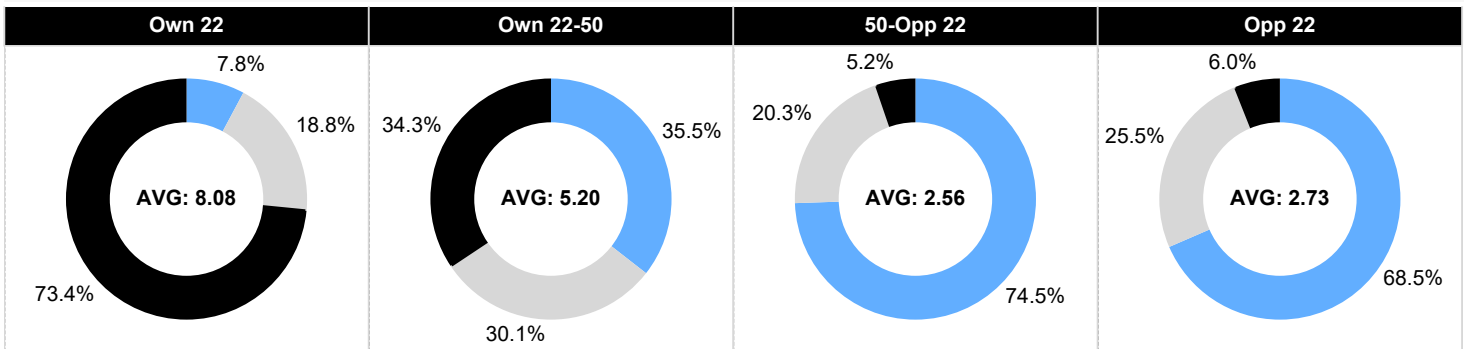
FRANCE - 2024 INTERNATIONALS



## INTERNATIONALS AVERAGES



## RUCK SPEEDS - LOCATIONS



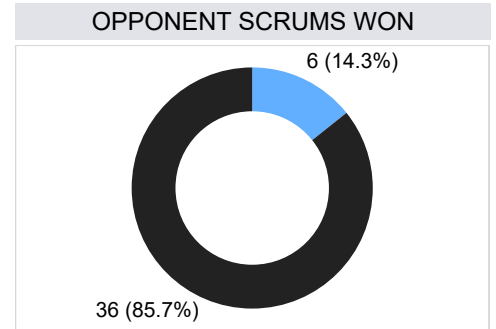
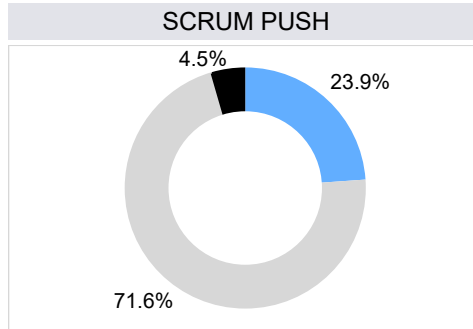
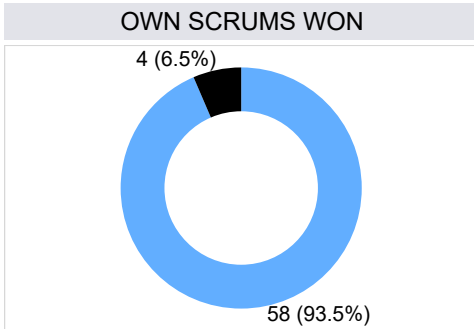
■ Ruck Speed 0-3   
 ■ Ruck Speed 3-6   
 ■ Ruck Speed 6+

Attacking Breakdown Arrivals		Defensive Breakdown Arrivals		Breakdown Steals				
1	Francois Cros	135	1	Gregory Alldritt	60	1	Georges-Henri Colombe	5
2	Peato Mauvaka	92	2	Julien Marchand	52	2	Gregory Alldritt	4
3	Charles Ollivon	83	3	Peato Mauvaka	33	3	Mickael Guillard	4
4	Thibaud Flament	79	4	Thomas Ramos	32	4	Francois Cros	3
5	Julien Marchand	67	5	Alexandre Roumat	30	<b>Team Total</b>		<b>33</b>

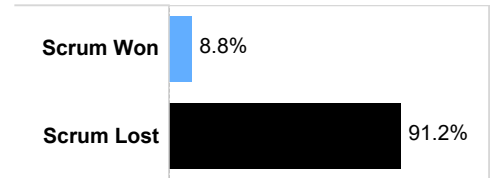
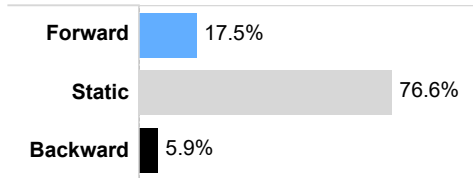
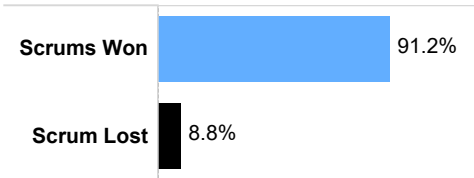
# SET PIECE

FRANCE - 2024 INTERNATIONALS

## SCRUMS



### INTERNATIONALS AVERAGES



### OWN SCRUMS

Scrum Won	Scrum Reset Retained	Scrum Lost
58	5	4

### OPPONENT SCRUMS

Scrum Won	Scrum Reset Retained	Scrum Lost
6	9	36

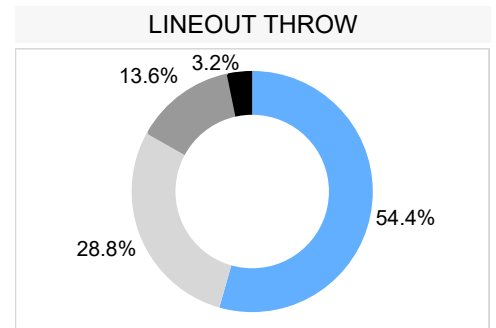
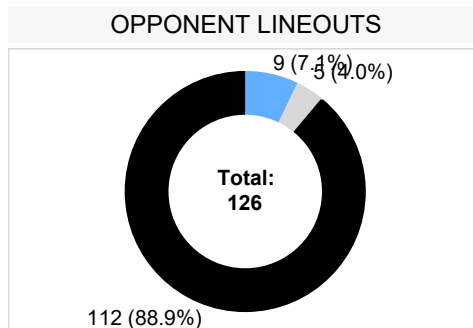
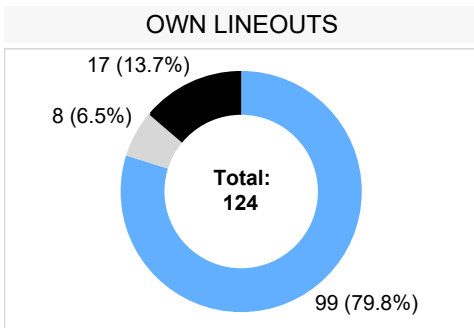
### OWN SCRUMS WON

	Used	Penalty	Free Kick
Total	42	12	4
% of Total	72.4%	20.7%	6.9%

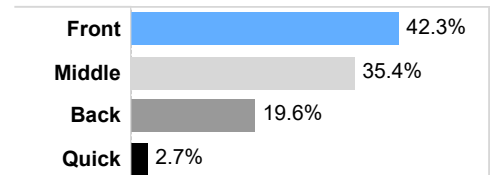
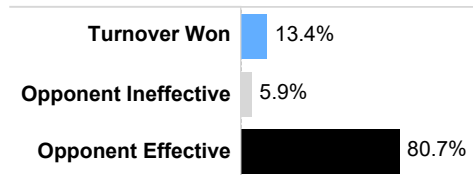
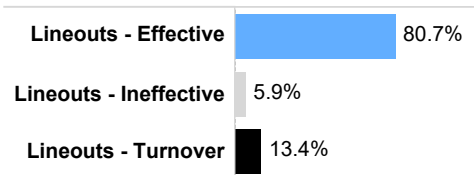
### OPPONENT SCRUMS WON

	Used	Penalty	Free Kick
Total	6		
% of Total	100.0%		

## LINEOUTS



### INTERNATIONALS AVERAGES

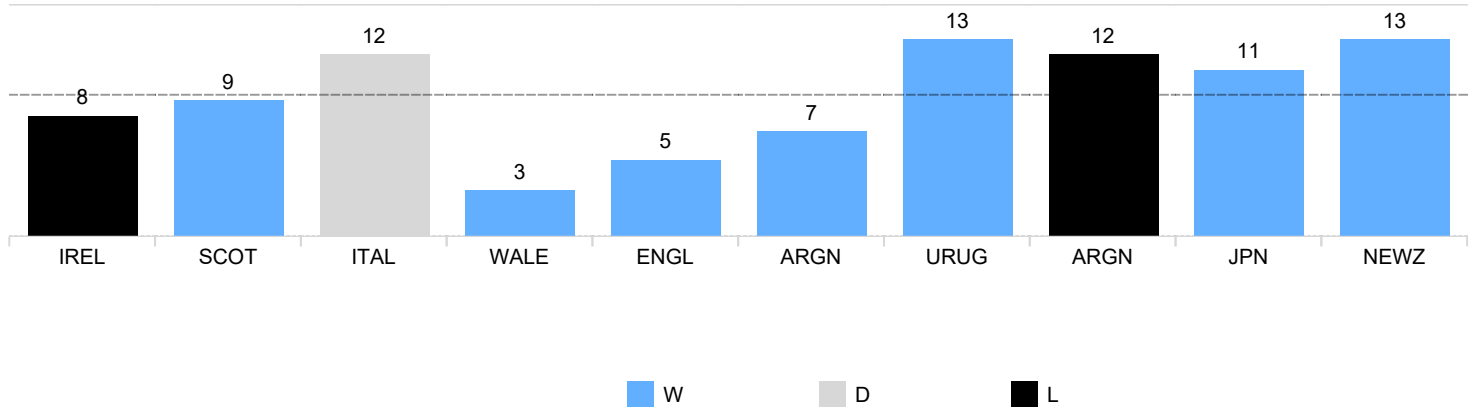


# DISCIPLINE

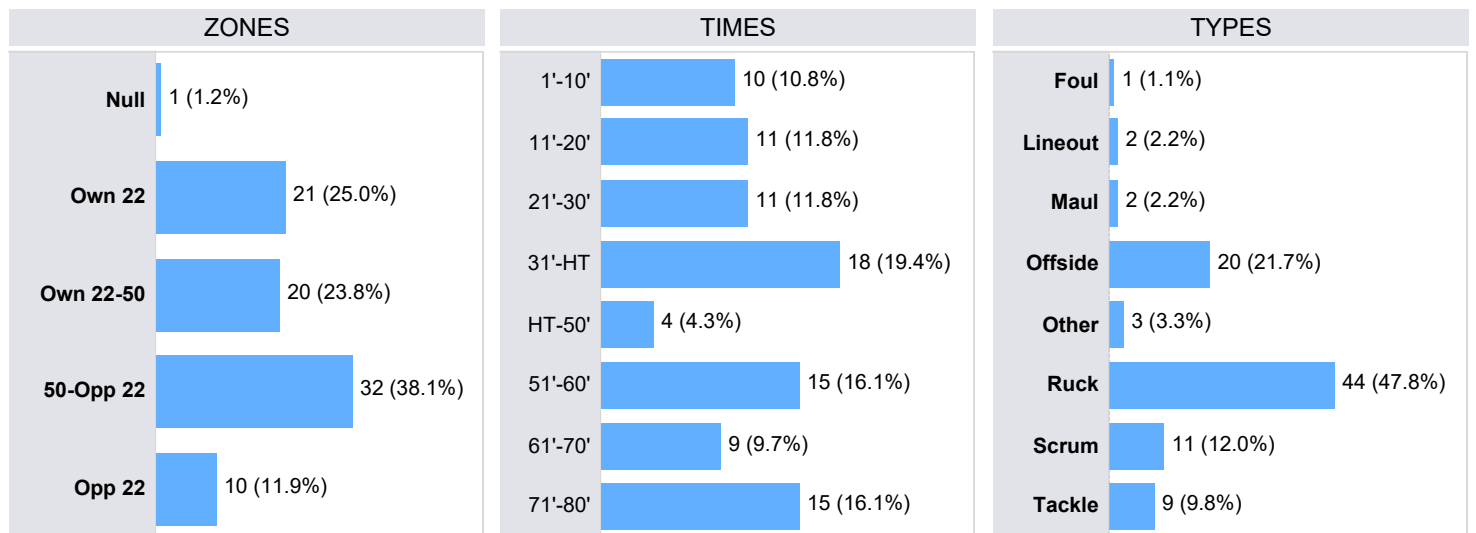
FRANCE - 2024 INTERNATIONALS

Statistic	Team	Year Average
Total penalties conceded / match	9.3	5.3
Yellow cards / match	0.3	0.4
Red cards / match	0.2	0.0

## PENALTIES CONCEDED PER MATCH



## PENALTIES & INFRINGEMENTS



## PLAYER STATISTICS - PER 80 AVERAGES WITH A MINIMUM 240 MINUTES PLAYED

Total penalties conceded		Penalties conceded / 80 minutes		Yellow / Red cards				
1	Alexandre Roumat	6	1	Alexandre Roumat	1.8	1	Paul Willemse	1 / 1
2	Gael Fickou	5	2	Uini Atonio	0.9	2	Georges-Henri Colombe	1 / 0
3	Matthieu Jalibert	5	3	Paul Boudehent	0.9	3	Jonathan Danty	0 / 1
4	Demba Bamba	4	4	Cyril Baille	0.9	4	Uini Atonio	1 / 0
5	Gregory Alldritt	4	5	Gael Fickou	0.8			

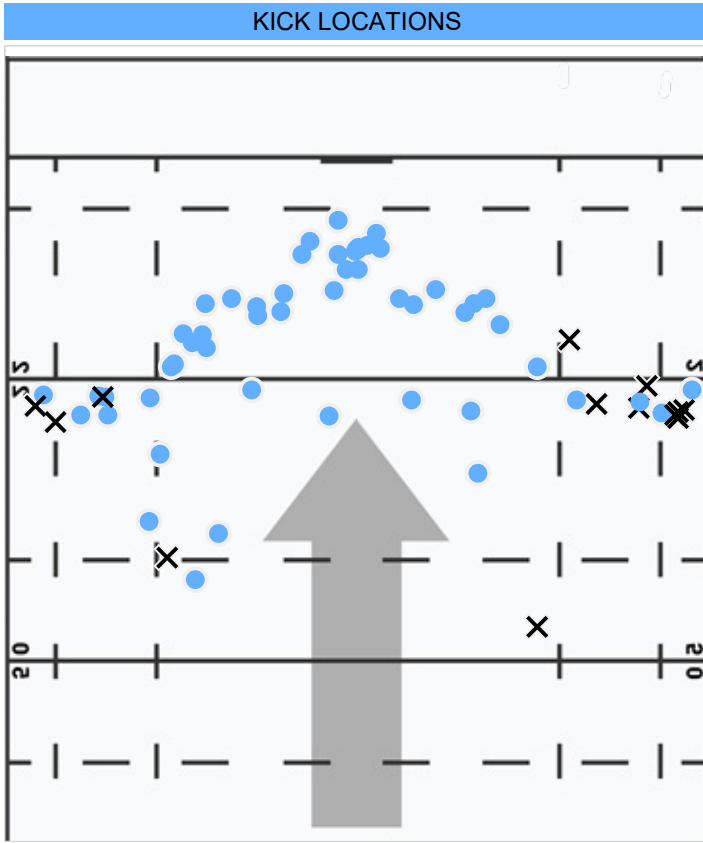


# ***TEAM ANALYSIS***

## ***ARGENTINA - 2024 INTERNATIONALS***

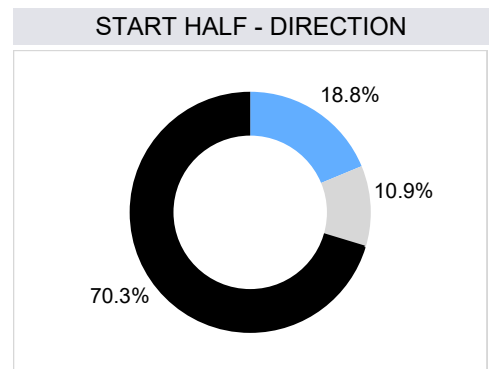
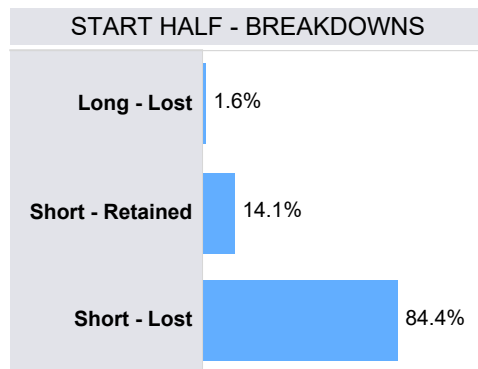
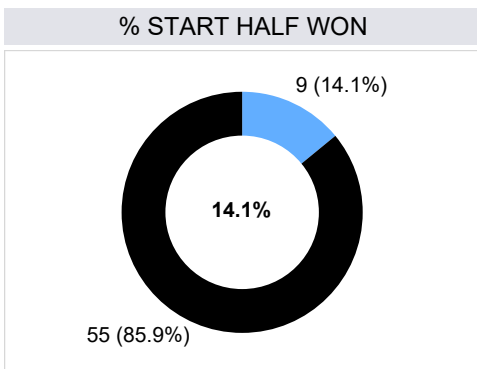
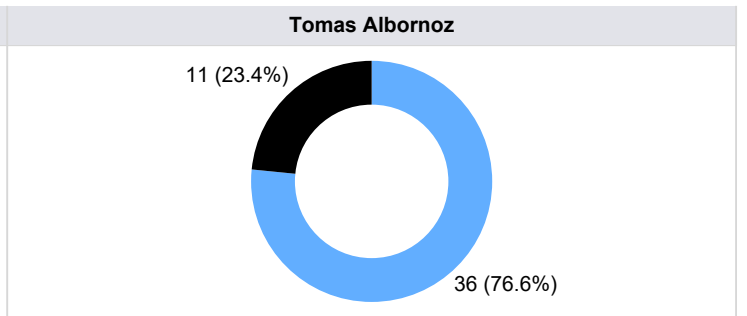
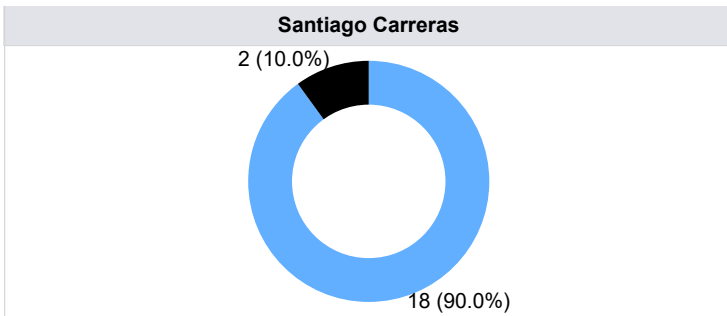
# KICKING

ARGENTINA - 2024 INTERNATIONALS



LAST 20 KICKS AT GOAL				
Opponent	Min	Player	Pts Gained	
Ireland	12	Tomas Albornoz	0.20	Pen Made
	18	Tomas Albornoz	0.79	Pen Made
	26	Tomas Albornoz	1.07	Pen Made
	46	Tomas Albornoz	0.02	Conv Made
	51	Tomas Albornoz	0.23	Pen Made
Italy	4	Tomas Albornoz	0.04	Pen Made
	12	Tomas Albornoz	0.27	Conv Made
	30	Tomas Albornoz	1.02	Conv Made
	50	Tomas Albornoz	0.50	Conv Made
	58	Tomas Albornoz	0.06	Conv Made
	67	Tomas Albornoz	-1.22	Conv Missed
	74	Tomas Albornoz	0.77	Conv Made
79	Tomas Albornoz	0.33	Conv Made	
South Africa	20	Tomas Albornoz	0.02	Conv Made
South Africa	16	Tomas Albornoz	0.25	Conv Made
	19	Tomas Albornoz	-1.80	Pen Missed
	23	Tomas Albornoz	0.35	Conv Made
	28	Tomas Albornoz	-0.99	Conv Missed
	36	Tomas Albornoz	0.15	Conv Made
53	Tomas Albornoz	-1.47	Pen Missed	
<b>Overall Points Gained</b>			<b>4.96</b>	

## KICKS AT GOAL



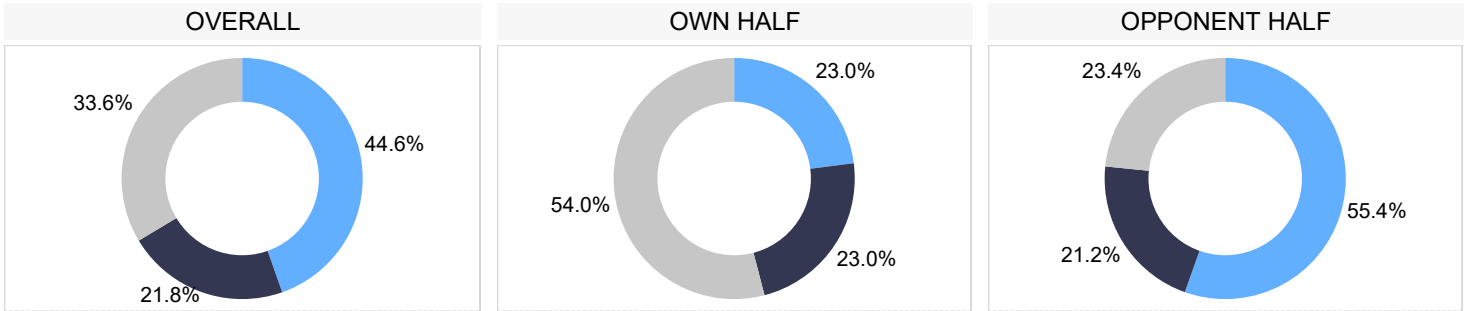
Won Lost

Right Split Left

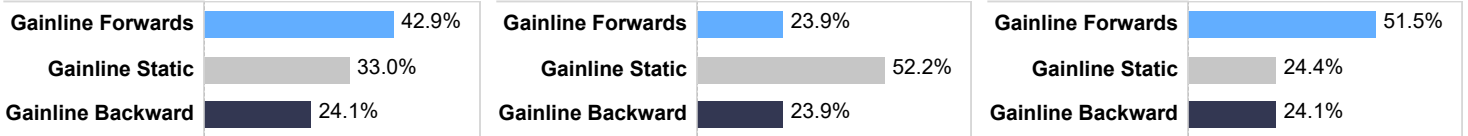
# COLLISIONS

ARGENTINA - 2024 INTERNATIONALS

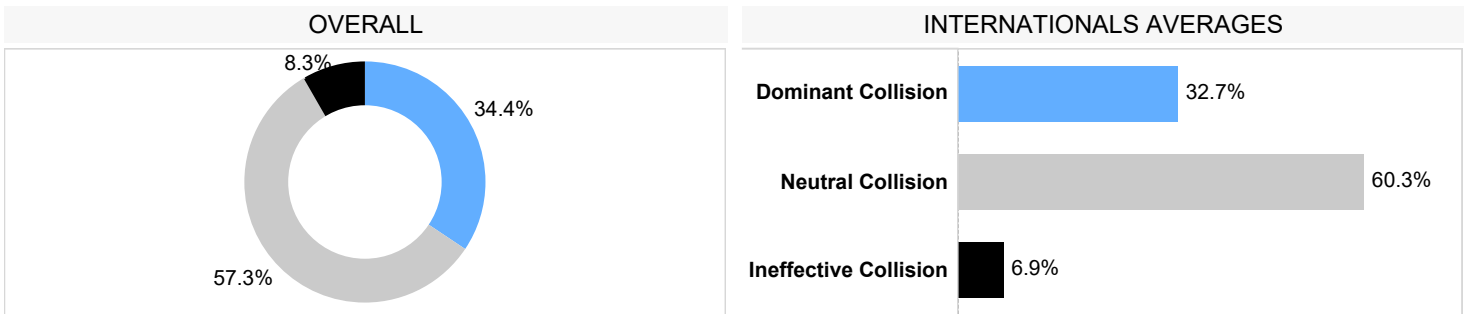
## GAINLINE SUCCESS



### CHAMPIONSHIP AVERAGES

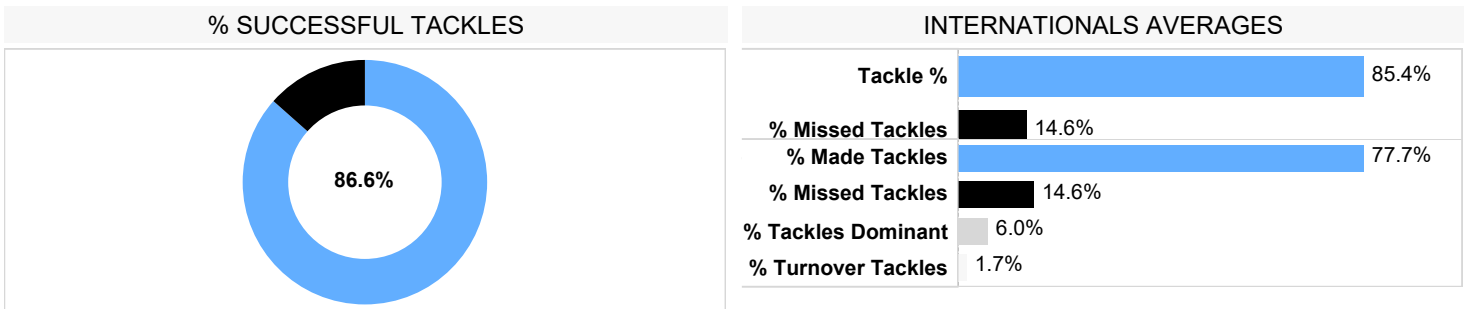


## CARRIES INTO CONTACT\*

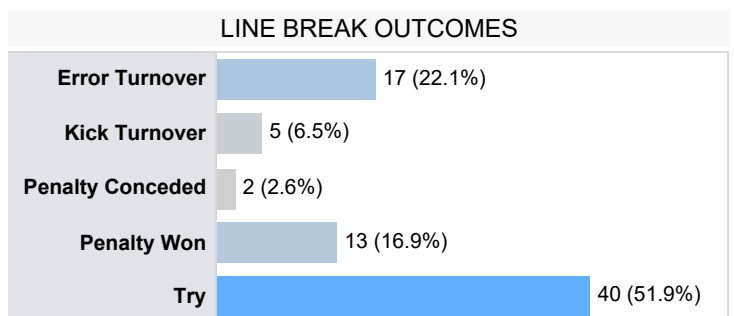


\*dominance based on tackle outcome

## TACKLES

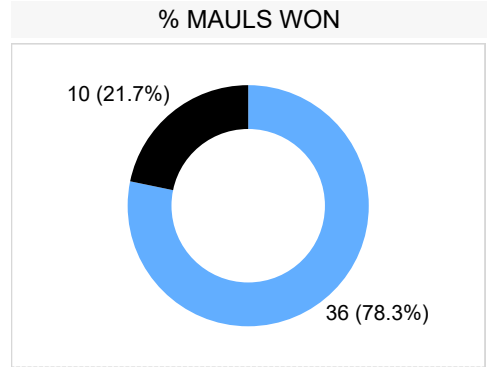
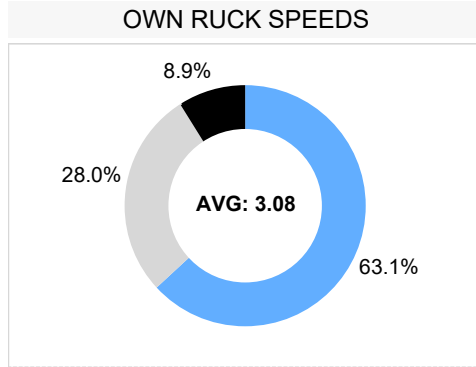
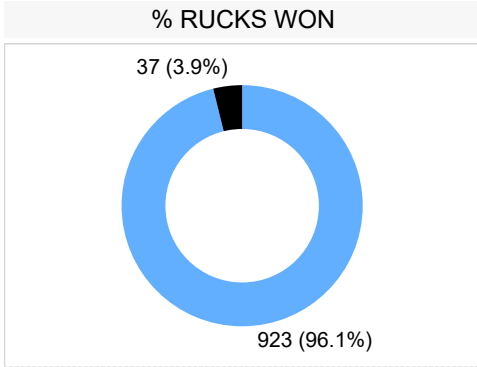


CARRIES & BREAKS	
Line Breaks	77
Line breaks / match	7.0
Defenders Beaten	283
Defenders Beaten / match	25.7
Ball Carries	1,315
Carries / Match	119.5

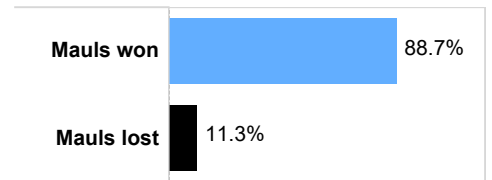
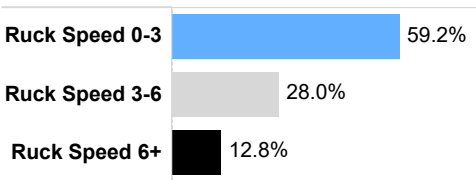
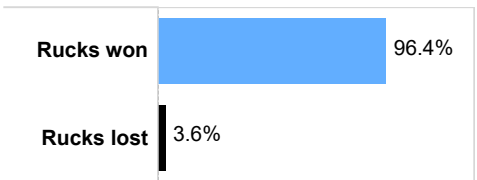


# BREAKDOWN

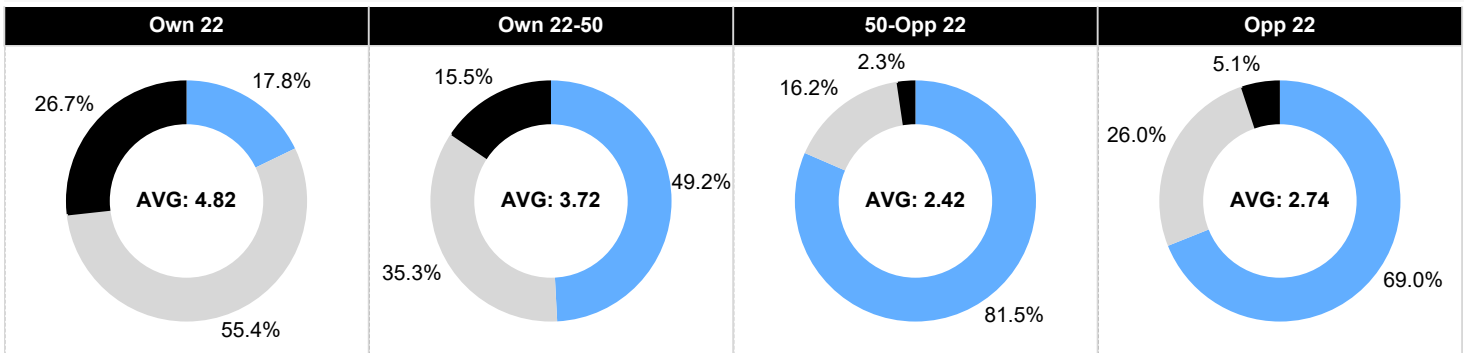
ARGENTINA - 2024 INTERNATIONALS



## INTERNATIONALS AVERAGES



## RUCK SPEEDS - LOCATIONS



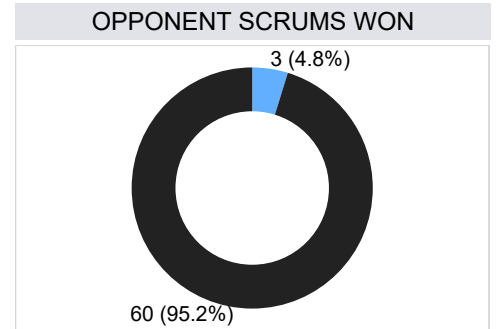
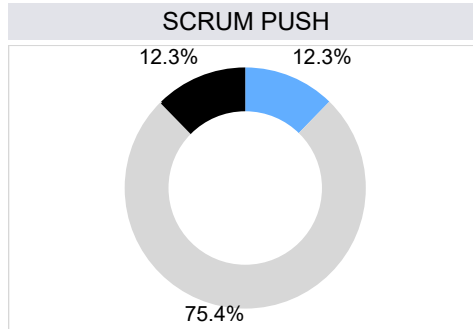
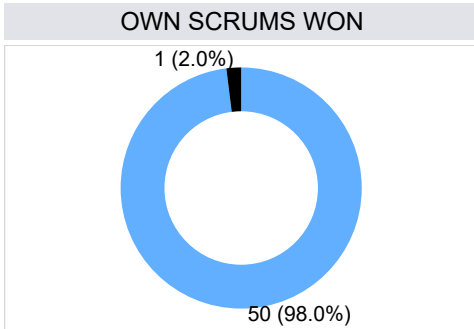
■ Ruck Speed 0-3   
 ■ Ruck Speed 3-6   
 ■ Ruck Speed 6+

Attacking Breakdown Arrivals			Defensive Breakdown Arrivals			Breakdown Steals		
1	Thomas Gallo	174	1	Pablo Matera	47	1	Joaquin Oviedo	4
2	Marcos Kremer	168	2	Julian Montoya	43	2	Pablo Matera	3
3	Pedro Rubiolo	150	3	Juan Martin Gonzalez	38	3	Eduardo Bello	2
4	Julian Montoya	130	4	Joaquin Oviedo	33	4	Julian Montoya	2
5	Franco Molina	123	5	Pedro Rubiolo	29	<b>Team Total</b>		<b>25</b>

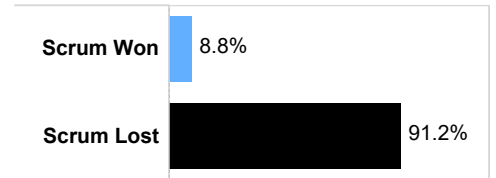
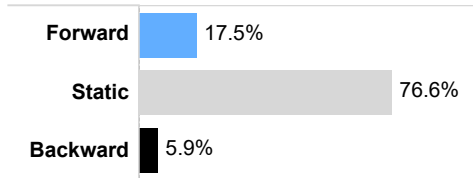
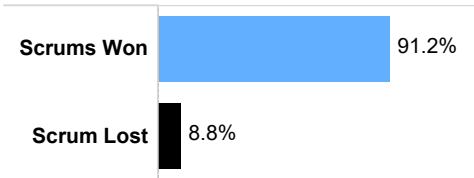
# SET PIECE

ARGENTINA - 2024 INTERNATIONALS

## SCRUMS



### INTERNATIONALS AVERAGES



**OWN SCRUMS**

Scrum Won	Scrum Reset Retained	Scrum Lost
50	6	1

**OPPONENT SCRUMS**

Scrum Won	Scrum Reset Retain..	Scrum Lost
3	8	60

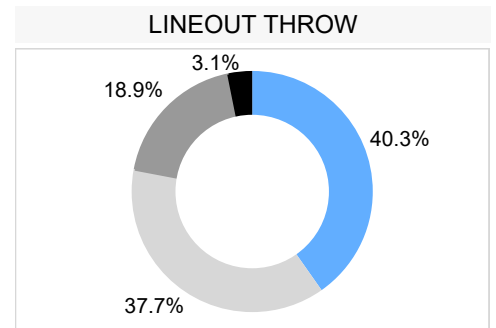
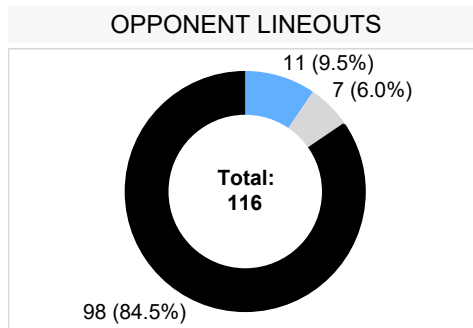
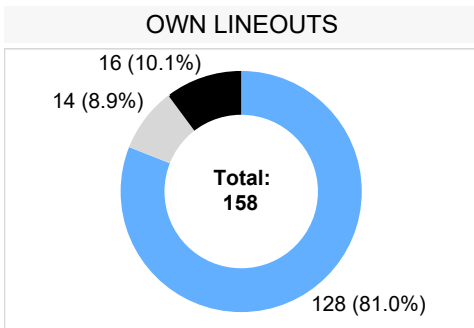
**OWN SCRUMS WON**

	Used	Penalty	Free Kick
Total	40	7	3
% of Total	80.0%	14.0%	6.0%

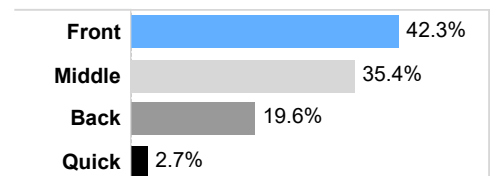
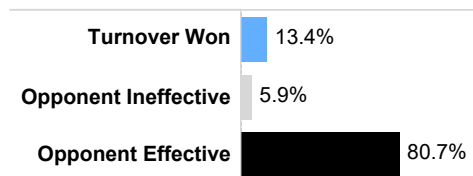
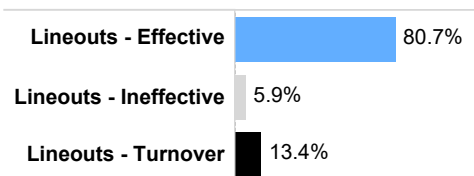
**OPPONENT SCRUMS WON**

	Used	Penalty	Free Kick
Total	1	2	
% of Total	33.3%	66.7%	

## LINEOUTS



### INTERNATIONALS AVERAGES

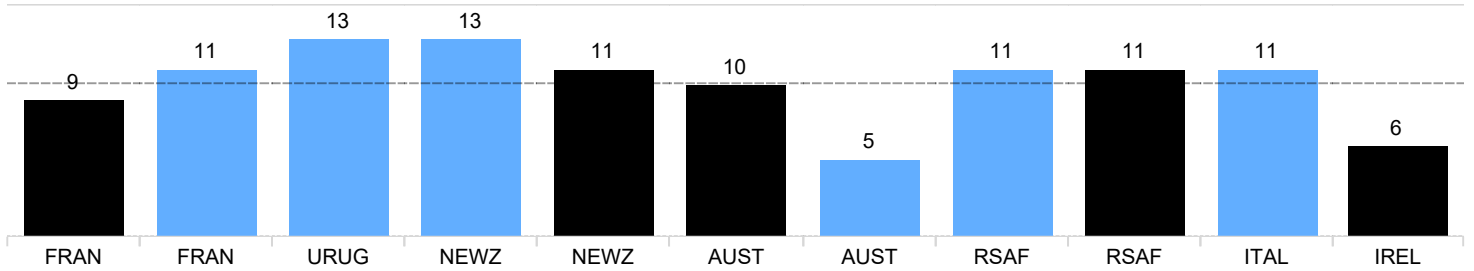


# DISCIPLINE

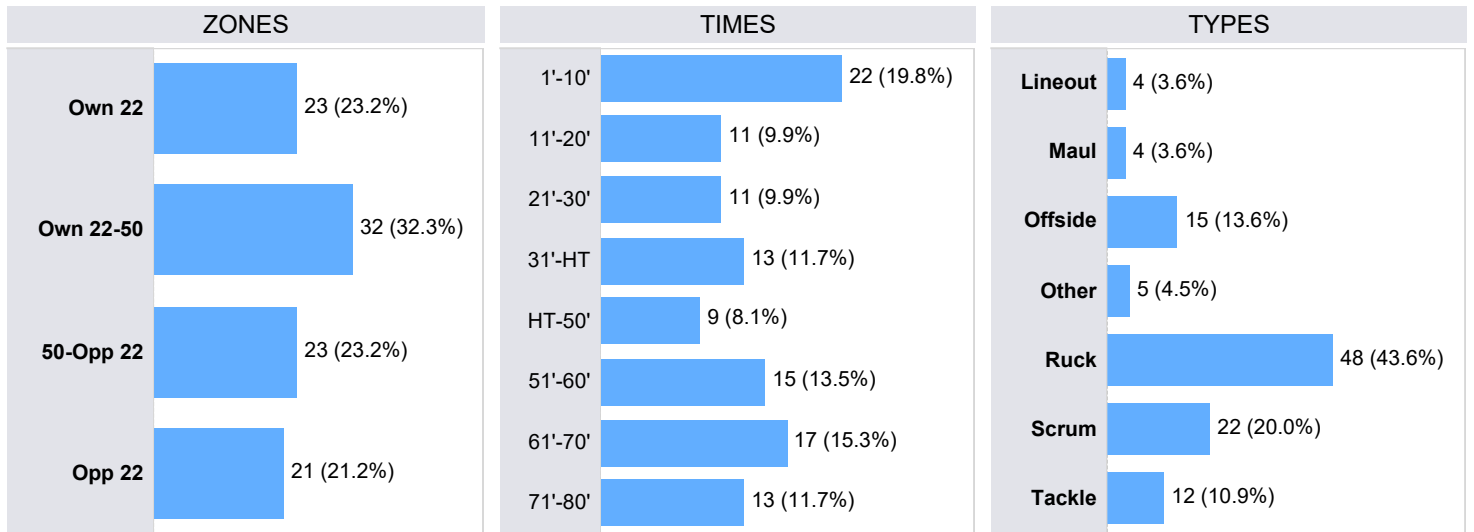
ARGENTINA - 2024 INTERNATIONALS

Statistic	Team	Year Average
Total penalties conceded / match	10.1	5.3
Yellow cards / match	0.5	0.4
Red cards / match	0.1	0.0

## PENALTIES CONCEDED PER MATCH



## PENALTIES & INFRINGEMENTS



## PLAYER STATISTICS - PER 80 AVERAGES WITH A MINIMUM 240 MINUTES PLAYED

Total penalties conceded		Penalties conceded / 80 minutes		Yellow / Red cards	
1	Thomas Gallo 10	1	Joel Sclavi 1.9	1	Francisco Gomez Kodela 1 / 0
2	Joel Sclavi 9	2	Ignacio Ruiz 1.5	2	Juan Martin Gonzalez 1 / 0
3	Mateo Carreras 8	3	Thomas Gallo 1.2	3	Mateo Carreras 1 / 0
4	Juan Martin Gonzalez 7	4	Juan Martin Gonzalez 1.0	4	Matias Moroni 1 / 0
5	Ignacio Ruiz 6	5	Eduardo Bello 0.9	5	Pablo Matera 0 / 1

**PLAYER STATS**  
**2024 INTERNATIONALS**

# APPEARANCE CHART - FRANCE

2024 INTERNATIONALS

	02/02/24	10/02/24	25/02/24	10/03/24	16/03/24	06/07/24	10/07/24	13/07/24	09/11/24	16/11/24
	Ireland	Scotland	Italy	Wales	England	Argentina	Uruguay	Argentina	Japan	New Zealand
E. Abadie			s21							
D. Aldegheri	s18	s18	s18							
G. Alldritt	8	8		8	8				8	8
U. Atonio	3	3	3	3	3					
T. Attissogbe						14*		14*	14	
H. Auradou						4				
P. Azagoh							4			
C. Baille	1	1	1	1	1					
D. Bamba						s18	s18	s18		
G. Barlot						2		2		
L. Barre				15	15*	15		15	15	
T. Baubigny						s16	2	s16		
L. Berdeu							10	u23		
G. Beria							1			
L. Bielle-Biarrey	s23	11*		11	11				11**	11*
P. Boudehent	s21	s21	6	s21	s21				s20**	6*
R. Briatte							7	s20		
R. Buros										15*
J. Cancoriet								7		
G. Colombe				s18*	s18	3		3	s18	s18
B. Couilloud						s22	9**			
F. Cros	6	6	8	6	6				6	
J. Danty	12	12	12							
L. Darricarrere							12			
N. Depoortere				12	12					
I. Diallo						s21	6			
L. Dubois							15			
A. Dupont									9	9
L. Etien						11		11		
J. Favre							14			
G. Fickou	13	13*	13	13*	13*				s23	13
T. Flament				4	4				4	4
A. Frisch						12*		12		
P. Gabrillagues	4*	5								
E. Gailleton						13		13*	13*	s23
J. Gros						1		1	1*	1
M. Guillard						s20		4	s19	s20
A. Hastoy						10		10		
N. Hulleu							s23			
M. Jalibert	10	10	10						s22	
M. Jaminet						s23				
B. Jauneau							s21	s22		
O. Jegou						7				
J. Joseph						8		8		
J. Jurand							11			
T. Laclayat							3			
N. Le Gärrec	s22	s22	s22	9*	9*					s22
M. Lebel			11							
M. Lucu	9	9	9	s22*	s22				s21	
J. Marchand	s16	s16	s16	2	2				s16	s16
P. Mauvaka	2	2	2	s16	s16				2*	2
E. Meafou				5	5				5	5
Y. Moefana	11	s23	s23	s23	s23				12	12
L. Nouchi						6		6		
C. Ollivon	7	7	7*	7	7					s21
D. Penaud	14*	14	14	14	14					
B. Pesenti						5		5		
Y. Peysson							s20			
T. Ramos	15	15	15	10	10				10	10
A. Roumat		s20	s20	s20	s20				7*	7
J. Segonds							s22			
B. Serin						9*		9*		
R. Taofifenua			s19	s19*	s19					s19
S. Taofifenua		s17	s17	s17	s17	s17	s17	s17		
J. Tarrit							s16			
T. Tatafu									3	3
K. Tixeront							8	s21		
P. Tuilagi	s19	s19	5			s19	s19**	s19		
F. Vanvèrbèrghe							5			
G. Villiere										14
A. Vincent							13			
R. Wardi	s17								s17	s17
P. Willemse	5									
C. Woki	s20	4	4							

KEY: Number denotes position, s: substitute, u: unused replacement, \*: try scored

# APPEARANCE CHART - ARGENTINA

2024 INTERNATIONALS

	06/07/24	13/07/24	20/07/24	10/08/24	17/08/24	31/08/24	07/09/24	21/09/24	28/09/24	09/11/24	15/11/24
	France	France	Uruguay	New Zealand	New Zealand	Australia	Australia	South Africa	South Africa	Italy	Ireland
T. Albornoz	s22	s22	10	s23	s22	s23	10	10*	10*	10*	10
M. Alemanno	4	s19	s19							s19*	
L. Bazan Velez	s21	9		u22	s21	s22			s21		
E. Bello	3	3*	3	3		s18	s18				
G. Bertranou	9	s21	9	9	9	9	9	9		9*	9
M. Bogado	15										
I. Calles			s16					s17	s17	s17	s17
S. Carreras	10	10*	s22*	10	10	10	s23	s22	15		s22
M. Carreras	11	11	11**	11*	11	11	11*	11*	11		
S. Chocobares		12	13	12	12	12	12	12	12		
L. Cinti				13*	13	13	13*	13	s22	13	13
S. Cordero		15	15*			14				s23*	
F. Coria			s18*								
A. Creevy				s16*		s16					
J. de la Fuente	12		12*								
P. Delgado								s18	s18		
B. Delguy	14	14			s23		14	14		11*	11
E. Elias				s19							
T. Gallo	1	s17**	1	1	1	1	1	1	1	1	1
G. Garcia			s21				s22	s21	9	s21	s21
F. Gomez Kodela										s18	s18
J. Gonzalez				8	7	8*	8*	s20	6	6	7
S. Grondona						s21	s21		7	7	s20
R. Isgro									14	14	14
M. Kremer	7	7	7	7	4	7	7	7			
T. Lavanini				s20	s20	s20	5		5		
J. Mallia				15	15*	15	15**	15	s23	15*	15*
P. Matera	6	6	s20	6	6	6	6*	6*	s20		6
I. Mendy			14***								
F. Molina	s19	4	4	4*	s19	4	s19	4	s19	4	s19
J. Montoya	2*	2			2	2	2*	2	2	2	2
J. Moro			6**								
M. Moroni	13	13		14	14			s23	13	s22	12
M. Orlando	s23*	s23	s23							12	
J. Oviedo	8	8	8*	s21	8		s20**	8	8	8	8
L. Paulos	5	5									
J. Pedemonte	s20									s20	
G. Petti						s19	4	s19			4
J. Piccardo											s23
P. Rubiolo		s20	5	5	5	5		5	4	5	5
I. Ruiz	s16	s16	2	2	s16		s16	s16	s16	s16	s16
J. Sclavi				s18	s18	3	3	3*	3	3*	3
L. Sordoni	s18	s18			3						
M. Vivas	s17	1	s17	s17	s17	s17	s17				

KEY: Number denotes position, s: substitute, u: unused replacement, \*: try scored

# PLAYER DATA - FRANCE

2024 INTERNATIONALS

	Games	Starts	Minutes Played	Points	Tries	Ball Carries	Carry Metres	Line Breaks	Defenders Beaten	Passes	Offloads	Turnover Con	Successful Tackles	Missed Tackles	Dominant Tackles	Penalties Conceded	Kicks	Kicking Metres	Lineout Takes	Lineout Steals
E. Abadie	1	0	15	0	0	1	3	0	0	2	0	0	2	0	0	0	0	0	1	1
D. Aldegheri	3	0	91	0	0	3	13	0	0	2	0	0	8	2	0	2	0	0	0	0
G. Aillard	6	6	407	0	0	65	280	1	10	27	5	6	83	7	1	4	0	0	6	0
U. Antonio	5	5	261	0	0	29	108	0	1	7	0	2	23	2	1	3	0	0	0	0
T. Attisogbe	3	3	233	10	2	23	238	3	5	6	3	4	28	4	1	2	2	72	0	0
H. Auradou	1	1	53	0	0	3	11	0	0	2	0	0	6	2	0	0	0	0	6	0
P. Azagoh	1	1	59	0	0	5	29	0	0	3	2	2	11	0	2	0	0	0	0	0
C. Baillie	5	5	267	0	0	41	122	0	7	13	0	1	35	3	0	3	0	0	0	0
D. Bamba	3	0	85	0	0	12	39	0	3	3	0	2	11	0	1	4	0	0	0	0
G. Barlot	2	2	135	0	0	11	34	0	0	7	2	0	21	2	1	0	0	0	0	0
L. Barre	5	5	363	5	1	50	462	2	14	36	7	7	12	6	0	2	25	1,009	1	0
T. Baubigny	3	1	80	0	0	4	16	0	0	3	0	1	13	0	1	1	0	0	0	0
L. Berdeu	2	1	55	19	0	5	12	0	0	3	0	1	1	1	0	1	4	178	0	0
G. Beria	1	1	80	0	0	10	32	0	0	4	2	0	11	1	0	2	0	0	0	0
L. Bielle-Biarrey	6	5	407	20	4	36	359	12	12	20	3	6	24	4	3	0	9	266	0	0
P. Boudehent	7	2	265	15	3	26	127	0	0	7	0	2	59	2	7	3	0	0	6	0
R. Briatte	2	1	120	0	0	8	21	0	0	6	0	3	24	1	2	1	0	0	8	0
R. Buros	1	1	68	5	1	6	77	1	1	3	0	1	6	1	0	0	0	0	0	0
J. Cancoriet	1	1	80	0	0	3	11	0	1	3	0	1	5	1	1	0	0	0	1	1
G. Colombe	6	2	253	5	1	23	93	0	6	3	2	2	32	5	2	2	0	0	0	0
B. Couilloud	2	1	61	10	2	5	74	2	4	35	0	0	3	2	1	0	5	113	0	0
F. Cros	6	6	414	0	0	27	143	1	7	15	1	1	69	5	4	2	1	0	9	1
J. Danty	3	3	165	0	0	11	57	0	2	7	1	3	15	5	1	2	0	0	0	0
L. Darricarrere	1	1	80	0	0	5	57	0	1	4	1	0	9	2	1	0	0	0	0	0
N. Depoortere	2	2	133	0	0	9	74	1	1	8	0	2	11	3	1	0	1	20	0	0
I. Diallo	2	1	91	0	0	5	21	0	0	2	0	2	12	1	4	0	0	0	1	0
L. Dubois	1	1	80	0	0	6	65	0	0	1	0	0	4	1	0	0	4	82	0	0
A. Dupont	2	2	145	0	0	17	122	1	9	105	3	3	18	2	0	2	24	805	2	0
L. Etien	2	2	160	0	0	10	110	0	2	6	0	0	4	0	1	1	1	32	0	0
J. Favre	1	1	64	0	0	3	56	1	2	0	0	0	7	1	1	0	0	0	0	0
G. Fickou	7	6	505	15	3	47	352	4	18	40	6	1	59	6	6	5	1	8	0	0
T. Flament	4	4	273	0	0	26	95	0	0	17	4	0	33	10	3	2	0	0	12	0
A. Frisch	2	2	160	5	1	9	77	2	2	7	1	1	24	2	1	0	1	14	1	0
P. Gabrillagues	2	2	101	5	1	6	17	0	0	1	0	0	23	2	3	0	0	0	5	0
E. Gailleton	4	3	236	10	2	16	141	3	4	6	0	2	37	9	0	0	2	40	0	0
J. Gros	4	4	217	5	1	19	85	1	3	5	0	0	47	2	3	3	0	0	0	0
M. Guillard	4	1	162	0	0	12	71	1	2	7	0	1	34	2	2	2	0	0	5	0
A. Hastoy	2	2	160	20	0	6	44	0	0	31	2	3	14	6	1	1	26	852	0	0
N. Hulleu	1	0	16	0	0	1	8	0	1	1	0	2	2	0	0	0	0	0	0	0
M. Jalibert	4	3	225	0	0	24	213	1	7	49	3	6	18	6	2	5	20	699	0	0
M. Jaminet	1	0	8	3	0	0	0	0	0	0	0	1	0	0	0	0	0	0	0	0
B. Jauneau	2	0	42	0	0	3	24	0	1	25	1	0	1	0	0	0	3	122	0	0
O. Jegou	1	1	80	0	0	6	19	0	0	6	2	0	13	1	0	1	0	0	1	0
J. Joseph	2	2	110	0	0	17	67	0	1	9	1	0	13	2	0	1	0	0	1	0
J. Jurand	1	1	80	0	0	1	5	0	0	1	0	0	2	2	0	0	0	0	0	0
T. Laclayat	1	1	17	0	0	1	5	0	0	1	1	0	0	0	0	0	0	0	0	0
N. Le Garrec	6	2	226	10	2	18	72	0	2	201	1	4	18	1	0	0	40	1,178	0	0
M. Lebel	1	1	80	0	0	6	54	0	3	4	1	2	4	0	0	0	2	45	0	0
M. Lucu	6	3	201	5	1	15	46	0	4	158	1	3	19	6	0	1	24	677	0	0
J. Marchand	7	2	250	0	0	23	96	0	1	7	0	2	32	4	0	1	0	0	0	0
P. Mauvaka	7	5	349	5	1	32	191	2	4	19	2	2	64	11	3	2	0	0	0	0
E. Meafou	4	4	198	0	0	37	163	2	4	10	4	0	31	1	3	0	0	0	0	0
Y. Moefana	7	3	308	0	0	26	208	1	4	15	0	4	33	9	4	2	1	0	0	0
L. Nouchi	2	2	160	0	0	18	62	0	4	6	0	0	38	1	3	1	0	0	2	0
C. Ollivon	6	5	355	5	1	36	180	0	2	20	2	3	54	4	4	2	0	0	14	1
D. Penaud	5	5	400	5	1	42	422	11	27	36	11	12	17	4	2	1	8	294	1	0
B. Pesenti	2	2	94	0	0	6	31	0	0	1	0	0	18	3	2	0	0	0	0	0
Y. Peysson	1	0	29	0	0	2	9	0	0	0	0	0	3	0	0	1	0	0	1	0
T. Ramos	7	7	560	90	0	49	375	1	22	135	6	8	46	11	0	0	52	1,754	1	0
A. Roumat	6	2	260	5	1	25	97	0	3	20	1	2	49	6	1	6	0	0	10	1
J. Segonds	1	0	25	4	0	0	0	0	0	6	0	0	7	1	0	0	1	59	0	0
B. Serin	2	2	137	10	2	11	81	1	2	101	3	2	17	2	1	0	25	799	0	0
R. Taofifenua	4	0	100	5	1	15	61	0	1	3	0	2	8	1	0	2	0	0	0	0
S. Taofifenua	7	0	179	0	0	16	48	0	1	5	0	0	32	1	0	4	0	0	1	0
J. Tarrit	1	0	29	0	0	4	17	0	2	0	0	0	9	1	0	1	0	0	0	0
T. Tatafu	2	2	61	0	0	4	30	0	1	3	1	1	11	2	0	1	0	0	0	0
K. Tixeront	2	1	64	0	0	5	35	1	0	3	0	0	6	2	2	0	0	0	2	1
P. Tuilagi	6	1	190	10	2	21	169	3	15	9	2	0	24	5	1	2	0	0	0	0
F. Vanverberghe	1	1	80	0	0	7	30	0	0	2	0	0	10	2	0	1	0	0	0	0
G. Villiere	1	1	80	0	0	5	11	0	1	0	0	0	10	5	0	0	0	0	0	0
A. Vincent	1	1	80	0	0	2	14	1	1	2	1	0	5	2	0	0	0	0	0	0
R. Wardi	3	0	78	0	0	5	19	0	1	2	0	0	17	1	0	1	0	0	0	0
P. Willemse	1	1	21	0	0	1	4	0	0	0	0	0	10	0	0	2	0	0	0	0
C. Woki	3	2	114	0	0	7	20	0	1	5	1	2	15	1	2	1	0	0	6	0

# PLAYER DATA - ARGENTINA

2024 INTERNATIONALS

	Games	Starts	Minutes Played	Points	Tries	Ball Carries	Carry Metres	Line Breaks	Defenders Beaten	Passes	Offloads	Turnover Con	Successful Tackles	Missed Tackles	Dominant Tackles	Penalties Conceded	Kicks	Kicking Metres	Lineout Takes	Lineout Steals
T. Alborno	11	6	611	97	3	79	764	5	26	180	6	10	45	9	2	0	81	2,895	0	0
M. Alemanno	4	1	128	5	1	9	37	1	1	12	0	2	12	0	2	1	0	0	16	0
L. Bazan Velez	6	1	150	0	0	24	107	3	4	147	1	4	11	2	0	0	9	176	0	0
E. Bello	6	4	256	5	1	17	69	0	0	3	0	1	30	1	2	3	0	0	0	0
G. Bertranou	10	9	527	5	1	28	147	2	5	461	2	9	53	16	2	2	32	659	0	2
M. Bogado	1	1	45	0	0	10	131	0	1	4	0	1	0	0	0	0	3	121	0	0
I. Calles	5	0	98	0	0	4	9	0	0	0	0	1	17	3	0	0	0	0	0	0
S. Carreras	10	6	528	55	2	56	538	2	11	89	5	13	18	11	0	2	54	1,959	2	0
M. Carreras	9	9	690	25	5	71	739	9	29	23	2	10	50	11	4	8	9	264	0	0
S. Chocobares	8	8	546	0	0	50	405	4	10	41	5	1	76	8	3	3	1	24	0	0
L. Cinti	8	7	572	10	2	51	403	3	15	25	5	6	73	12	9	1	7	216	0	0
S. Cordero	4	3	239	10	2	29	281	2	10	23	4	2	12	3	0	1	9	295	1	0
F. Coria	1	0	34	5	1	6	26	1	2	3	1	0	9	0	0	3	0	0	1	0
A. Creevy	2	0	25	5	1	5	24	0	0	1	0	1	3	0	0	1	0	0	0	1
J. de la Fuente	2	2	149	5	1	17	218	3	3	27	0	2	9	0	1	0	0	0	0	0
P. Delgado	2	0	51	0	0	2	6	0	0	0	0	0	6	1	0	2	0	0	0	0
B. Delguy	7	6	424	5	1	49	409	6	24	21	4	7	36	15	3	2	4	143	1	0
E. Elias	1	0	33	0	0	1	1	0	0	1	0	0	3	0	1	0	0	0	0	0
T. Gallo	11	10	644	10	2	57	232	3	15	10	3	8	96	9	10	10	0	0	2	0
G. Garcia	6	1	203	0	0	15	65	0	1	161	2	4	34	6	0	1	13	331	0	0
F. Gomez Kodela	2	0	53	0	0	4	14	0	0	0	0	0	10	1	0	2	0	0	0	0
J. Gonzalez	8	7	551	10	2	60	394	5	15	49	4	8	91	11	15	7	0	0	39	0
S. Grondona	5	2	169	0	0	7	57	1	2	8	0	0	35	3	1	3	0	0	1	0
R. Isgro	3	3	156	0	0	15	109	2	3	11	4	6	20	2	1	1	5	69	0	0
M. Kremer	8	8	593	0	0	46	227	1	1	19	0	8	102	18	11	4	0	0	2	0
T. Lavanini	5	2	192	0	0	18	71	0	0	4	0	2	30	7	1	1	0	0	2	0
J. Mallia	8	7	604	25	5	77	604	5	21	69	10	8	32	10	1	2	27	977	1	0
P. Matera	10	8	629	10	2	102	414	0	9	53	4	5	82	9	10	5	2	59	24	1
I. Mendy	1	1	80	15	3	15	277	6	10	6	1	1	3	1	1	0	0	0	0	0
F. Molina	11	6	450	5	1	32	176	1	11	35	3	4	64	7	2	4	0	0	28	2
J. Montoya	9	9	541	10	2	45	151	0	4	39	3	3	76	8	6	6	0	0	0	0
J. Moro	1	1	80	10	2	12	128	2	4	8	0	0	7	0	0	0	0	0	4	4
M. Moroni	8	6	474	0	0	29	268	4	11	24	1	3	60	12	6	4	7	151	0	0
M. Orlando	4	1	104	5	1	12	86	0	3	14	0	0	20	4	4	1	1	11	0	0
J. Oviedo	10	8	658	15	3	106	614	5	21	49	10	7	107	9	9	3	0	0	0	0
L. Paulos	2	2	125	0	0	9	33	0	0	5	0	0	21	2	2	1	0	0	0	0
J. Pedemonte	2	0	28	0	0	2	10	0	0	3	0	0	3	1	1	0	0	0	0	0
G. Petti	4	2	169	0	0	12	56	0	0	9	1	1	18	3	2	2	0	0	6	1
J. Piccardo	1	0	21	0	0	0	0	0	0	1	0	0	5	1	1	1	0	0	0	0
P. Rubiolo	9	8	548	0	0	28	134	0	2	12	1	8	103	14	13	1	0	0	9	0
I. Ruiz	10	2	320	0	0	40	159	1	6	13	2	3	49	2	6	6	0	0	0	0
J. Sclavi	8	6	372	10	2	43	165	0	2	8	0	4	51	10	4	9	0	0	1	0
L. Sordoni	3	1	109	0	0	6	20	0	1	3	0	1	14	4	1	2	0	0	0	0
M. Vivas	7	1	159	0	0	15	64	0	0	3	0	1	20	5	1	4	0	0	0	0

# ***PLAYER RANKINGS***

## **2024 INTERNATIONALS**

# PLAYER RANKINGS - POINTS

2024 INTERNATIONALS

## POINTS

		Games	Points	Minutes	Pens	Conv	Drop Goals	Tries	
1	D. McKenzie	New Zealand	13	143	836	26	30	0	1
2	T. Alborno	Argentina	11	97	611	10	26	0	3
3	J. Crowley	Ireland	9	91	658	14	18	1	2
4	T. Ramos	France	7	90	560	16	21	0	0
5	N. Lolesio	Australia	10	81	662	15	18	0	0
6	S. Lee	Japan	7	76	461	8	21	0	2
7	C. Muntz	Fiji	8	75	579	10	20	0	1
8	H. Pollard	South Africa	10	74	448	16	13	0	0
8	M. Smith	England	8	74	508	11	14	1	2
10	F. Russell	Scotland	6	70	480	16	11	0	0

## GOAL KICKING (MADE)

		Games	Minutes	Goals	Misses	Pens	Pens Missed	Conv	Conv Missed	Goal Kicking ..	
1	D. McKenzie	New Zealand	13	836	56	16	26	6	30	10	77.8%
2	T. Ramos	France	7	560	37	5	16	2	21	3	88.1%
3	T. Alborno	Argentina	11	611	36	11	10	2	26	9	76.6%
4	N. Lolesio	Australia	10	662	33	9	15	3	18	6	78.6%
5	J. Crowley	Ireland	9	658	32	11	14	3	18	8	74.4%
6	C. Muntz	Fiji	8	579	30	8	10	0	20	8	78.9%
7	H. Pollard	South Africa	10	448	29	6	16	3	13	3	82.9%
7	S. Lee	Japan	7	461	29	1	8	1	21	0	96.7%
9	F. Russell	Scotland	6	480	27	1	16	0	11	1	96.4%
10	P. Garbisi	Italy	10	773	26	8	12	4	14	4	76.5%

## GOAL KICKING (%)\*

		Games	Kicks	Made	Available Points	Points Scored	Expected Points	Pts Gained	Goal Kicking %
1	Leo Berdeu	France	1	7	7	19	19	4.9	100.0%
2	Seungsin Lee	Japan	6	30	29	69	60.9	5.1	96.7%
3	Finn Russell	Scotland	6	28	27	72	61.3	8.7	96.4%
4	Ben Donaldson	Australia	5	14	13	32	26.2	3.8	92.9%
5	Santiago Carreras	Argentina	6	20	18	49	41.9	3.1	90.0%
5	Beauden Barrett	New Zealand	3	10	9	21	16.5	2.5	90.0%
7	Thomas Ramos	France	7	42	37	102	79.7	10.3	88.1%
8	Martin Page-Relo	Italy	5	7	6	21	5.1	12.9	85.7%
8	Ioan Lloyd	Wales	3	7	6	14	10.4	1.6	85.7%
8	Ben Thomas	Wales	2	7	6	18	12.9	2.1	85.7%

\*Minimum 5 Kicks at Goal

FRANCE

ARGENTINA

# PLAYER RANKINGS - TRIES

2024 INTERNATIONALS

## TRIES

		Games	Minutes Played	Tries	Tries / 80	
1	D. van der Merwe	Scotland	9	718	8	0.9
2	D. Riley	Japan	9	720	7	0.8
2	C. Clarke	New Zealand	8	581	7	1.0
4	M. Mapimpi	South Africa	5	390	6	1.2
4	T. Wright	Australia	10	800	6	0.6
4	M. Tele'a	New Zealand	9	566	6	0.8
4	W. Jordan	New Zealand	9	636	6	0.8
8	J. Mallia	Argentina	8	604	5	0.7
8	D. Graham	Scotland	2	145	5	2.8
8	D. Sheehan	Ireland	6	330	5	1.2
8	M. Carreras	Argentina	9	690	5	0.6
8	I. Feyi-Waboso	England	9	426	5	0.9

## TRY ASSISTS

		Games	Minutes Played	Try Assists	Try Assists / 80	
1	B. Barrett	New Zealand	10	617	7	0.9
1	M. Smith	England	8	508	7	1.1
3	J. Gibson-Park	Ireland	7	447	6	1.1
4	D. McKenzie	New Zealand	13	836	5	0.5
4	H. Jones	Scotland	9	705	5	0.6
4	N. Saito	Japan	4	242	5	1.7
4	T. Alborno	Argentina	11	611	5	0.7
4	S. Lee	Japan	7	461	5	0.9
9	A. Hastings	Scotland	5	259	4	1.2
9	T. McDermott	Australia	10	258	4	1.2
9	A. Mitchell	England	7	451	4	0.7
9	F. Lomani	Fiji	8	492	4	0.7
9	S. Chocobares	Argentina	8	546	4	0.6
9	S. Fujiwara	Japan	9	413	4	0.8

## TRY INVOLVEMENTS

		Games	Minutes Played	Try Involvements	% of Team Total	
1	D. Riley	Japan	9	720	10	15.2%
2	M. Smith	England	8	508	9	15.3%
3	B. Barrett	New Zealand	10	617	8	9.1%
3	D. van der Merwe	Scotland	9	718	8	8.2%
3	H. Jones	Scotland	9	705	8	8.2%
3	M. Mapimpi	South Africa	5	390	8	10.5%
3	T. Wright	Australia	10	800	8	14.0%
3	M. Tele'a	New Zealand	9	566	8	9.1%
3	W. Jordan	New Zealand	9	636	8	9.1%
3	T. Alborno	Argentina	11	611	8	10.1%
3	J. Dobie	Scotland	7	265	8	10.4%



# PLAYER RANKINGS - CARRIES

2024 INTERNATIONALS

## CARRIES

		Games	Total
1	B. Earl	England	11 173
2	A. Savea	New Zealand	12 155
3	R. Valetini	Australia	11 112
4	D. McKenzie	New Zealand	13 110
5	W. Sitti	New Zealand	9 109
6	J. Oviedo	Argentina	10 106
7	C. Doris	Ireland	9 105
8	H. Wilson	Australia	8 103
8	C. Winnett	Wales	9 103
10	P. Matera	Argentina	10 102

		Minutes	Per 80*
1	S. Negri	Italy	325 17.7
2	J. Wiese	South Africa	314 16.8
3	B. Earl	England	880 15.7
4	W. Sitti	New Zealand	579 15.1
5	D. Lake	Wales	305 13.9
6	E. Louw	South Africa	330 13.8
7	A. Bell	Australia	394 13.6
8	A. Savea	New Zealand	935 13.3
9	H. Wilson	Australia	625 13.2
10	P. Matera	Argentina	629 13.0

## METRES

		Games	Total
1	D. Riley	Japan	9 1,025
2	T. Wright	Australia	10 1,019
3	W. Jordan	New Zealand	9 942
4	B. Earl	England	11 926
5	A. Savea	New Zealand	12 897
6	C. Clarke	New Zealand	8 865
7	M. Tuitama	Japan	7 855
8	J. Lowe	Ireland	9 777
9	D. van der Merwe	Scotland	9 777
10	D. McKenzie	New Zealand	13 768

		Minutes	Per 80*
1	M. Tuitama	Japan	494 138.5
2	I. Masi	Fiji	270 120.9
3	C. Clarke	New Zealand	581 119.2
4	W. Jordan	New Zealand	636 118.5
5	D. Riley	Japan	720 113.9
6	Y. Yazaki	Japan	374 113.5
7	A. Reed	Scotland	240 111.5
8	K. Rowe	Scotland	442 111.3
9	V. Karawalevu	Fiji	479 109.9
10	J. Wiese	South Africa	314 105.6

## DEFENDERS BEATEN

		Games	Total
1	M. Tele'a	New Zealand	9 41
2	B. Earl	England	11 39
3	D. McKenzie	New Zealand	13 38
3	D. van der Merwe	Scotland	9 38
5	A. Savea	New Zealand	12 35
5	T. Wright	Australia	10 35
7	T. Menoncello	Italy	10 34
8	C. Kolbe	South Africa	8 33
8	D. Riley	Japan	9 33
10	M. Ioane	Italy	9 32

		Minutes	Per 80*
1	M. Tele'a	New Zealand	566 5.8
2	D. Penaud	France	400 5.4
3	M. Tuitama	Japan	494 4.7
4	M. Smith	England	508 4.6
5	B. Delguy	Argentina	424 4.5
6	K. Rowe	Scotland	442 4.5
7	S. Feinberg-Mngomezisi	South Africa	384 4.4
8	C. Clarke	New Zealand	581 4.3
9	D. van der Merwe	Scotland	718 4.2
10	I. Feyi-Waboso	England	426 4.1

\*Minimum 240 minutes played



# PLAYER RANKINGS - PASSING

2024 INTERNATIONALS

## PASSES

		Games	Total	
1	S. Fujiwara	Japan	9	515
2	J. Gibson-Park	Ireland	7	485
3	F. Lomani	Fiji	8	468
4	G. Bertranou	Argentina	10	461
5	J. Gordon	Australia	7	450
6	C. Ratima	New Zealand	11	403
7	T. Williams	Wales	6	391
8	T. Perenara	New Zealand	8	360
9	A. Mitchell	England	7	336
10	N. Saito	Japan	4	295

		Minutes	Per 80*	
1	S. Fujiwara	Japan	413	99.8
2	N. Saito	Japan	242	97.5
3	J. Gibson-Park	Ireland	447	86.8
4	J. Gordon	Australia	419	85.9
5	T. McDermott	Australia	258	83.4
6	T. Williams	Wales	376	83.2
7	C. Ratima	New Zealand	393	82.0
8	T. Perenara	New Zealand	358	80.4
9	G. Horne	Scotland	281	77.7
10	F. Lomani	Fiji	492	76.1

## PASSING ACCURACY\*\*

		Total	%	
1	C. Roigard	New Zealand	190	99.5%
2	K. Hardy	Wales	110	99.1%
3	B. Serin	France	101	99.0%
4	J. Dobie	Scotland	163	98.8%
5	S. Varney	Italy	149	98.7%
6	G. Williams	South Africa	233	98.3%
7	E. Bevan	Wales	173	98.3%
8	C. Ratima	New Zealand	403	98.3%
9	N. White	Australia	203	98.0%
10	J. Gordon	Australia	450	98.0%

## BREAK ASSIST PASSES

		Games	Total	
1	D. McKenzie	New Zealand	13	19
2	S. McDowall	Scotland	7	8
3	R. Henshaw	Ireland	8	7
3	T. Wright	Australia	10	7
3	S. Tuipulotu	Scotland	7	7
6	A. Fassi	South Africa	7	6
6	P. Garbisi	Italy	10	6
8	G. Ford	England	8	5
8	S. Kolisi	South Africa	8	5
8	S. Cordero	Argentina	4	5
8	F. Russell	Scotland	6	5
8	D. Riley	Japan	9	5
8	R. Valetini	Australia	11	5
8	R. Ioane	New Zealand	11	5
8	T. Alborno	Argentina	11	5
8	S. Chocobares	Argentina	8	5
8	J. Oviedo	Argentina	10	5

## OFFLOADS

		Games	Total	
1	S. Reece	New Zealand	9	16
2	W. Sititi	New Zealand	9	15
3	D. McKenzie	New Zealand	13	14
3	R. Snyman	South Africa	5	14
5	M. Ioane	Italy	9	13
5	J. Lowe	Ireland	9	13
7	M. Tele'a	New Zealand	9	12
8	H. Jones	Scotland	9	11
8	D. Penaud	France	5	11
8	W. Jordan	New Zealand	9	11

		Minutes	Per 80*	
1	R. Snyman	South Africa	302	3.7
2	D. Penaud	France	400	2.2
3	S. Reece	New Zealand	589	2.2
4	W. Sititi	New Zealand	579	2.1
5	B. Dixon	South Africa	271	1.8
6	M. Tele'a	New Zealand	566	1.7
7	S. Waqa	Japan	311	1.5
8	L. Barre	France	363	1.5
9	J. Wainiqolo	Fiji	319	1.5
10	I. Masi	Fiji	270	1.5

\*Minimum 240 minutes played \*\*Minimum 100 Passes

 **FRANCE**

 **ARGENTINA**

# PLAYER RANKINGS - KICKS

2024 INTERNATIONALS

## KICKS IN PLAY

		Games	Total
1	D. McKenzie	New Zealand	13 105
2	F. Russell	Scotland	6 89
3	P. Garbisi	Italy	10 86
4	T. Alborno	Argentina	11 81
5	A. Mitchell	England	7 79
6	N. Lolesio	Australia	10 64
6	J. Crowley	Ireland	9 64
8	F. Lomani	Fiji	8 63
9	T. Williams	Wales	6 62
10	B. Barrett	New Zealand	10 60

		Minutes	Per 80*
1	F. Russell	Scotland	480 14.8
2	A. Mitchell	England	451 14.0
3	T. Williams	Wales	376 13.2
4	B. White	Scotland	343 12.6
5	S. Varney	Italy	246 12.0
6	T. Alborno	Argentina	611 10.6
7	S. Feinberg-Mngomezi	South Africa	384 10.4
8	F. Lomani	Fiji	492 10.2
9	D. McKenzie	New Zealand	836 10.0
10	G. Williams	South Africa	311 9.8

## KICKING METRES

		Games	Total
1	D. McKenzie	New Zealand	13 3,170
2	F. Russell	Scotland	6 3,080
3	T. Alborno	Argentina	11 2,895
4	P. Garbisi	Italy	10 2,635
5	J. Lowe	Ireland	9 2,214
6	A. Mitchell	England	7 2,163
7	S. Carreras	Argentina	10 1,959
8	S. Lee	Japan	7 1,889
9	N. Lolesio	Australia	10 1,798
10	F. Lomani	Fiji	8 1,759

		Minutes	Per 80*
1	F. Russell	Scotland	480 513.3
2	A. Mitchell	England	451 383.6
3	T. Alborno	Argentina	611 379.1
4	T. Williams	Wales	376 362.3
5	S. Lee	Japan	461 327.8
6	B. White	Scotland	343 324.7
7	S. Feinberg-Mngomezi	South Africa	384 309.4
8	D. McKenzie	New Zealand	836 303.3
9	S. Carreras	Argentina	528 296.8
10	S. Varney	Italy	246 288.6

## METRES / KICKS IN PLAY\*\*

		Games	Avg*
1	Blair Kinghorn	Scotland	4 42.2
2	Leo Barre	France	5 40.4
3	James Lowe	Ireland	9 39.5
4	Cameron Winnett	Wales	9 39.0
5	Freddie Steward	England	4 37.2
6	Jordie Barrett	New Zealand	11 36.8
7	Santiago Carreras	Argentina	10 36.3
8	Juan Cruz Mallia	Argentina	8 36.2
9	Tomas Alborno	Argentina	11 35.7
10	Seungsin Lee	Japan	7 35.0

\*Minimum 240 minutes played \*\*Minimum 2 Kicks / 80min

 **FRANCE**

 **ARGENTINA**

# PLAYER RANKINGS - LINEOUTS

2024 INTERNATIONALS

## LINEOUTS WON (INC. STEALS)

		Games	Total	
1	W. Dearn	Japan	10	52
2	F. Ruzza	Italy	9	46
3	M. Itoje	England	11	42
4	E. Etzebeth	South Africa	11	39
4	J. Gonzalez	Argentina	8	39
6	N. Frost	Australia	8	36
7	R. Nortje	South Africa	5	34
8	A. Beard	Wales	7	32
9	L. Salakaia-Loto	Australia	9	31
10	F. Molina	Argentina	11	30
10	M. Vocevoce	Fiji	6	30

		Minutes	Per 80*	
1	M. Vocevoce	Fiji	268	9.0
2	R. Nortje	South Africa	369	7.4
3	F. Ruzza	Italy	532	6.9
4	A. Beard	Wales	407	6.3
5	L. Salakaia-Loto	Australia	412	6.0
6	J. Gonzalez	Argentina	551	5.7
7	W. Dearn	Japan	761	5.5
8	F. Molina	Argentina	450	5.3
9	N. Frost	Australia	556	5.2
10	O. Chessum	England	331	5.1

## LINEOUT STEALS

		Games	Total	
1	W. Dearn	Japan	10	8
2	L. Salakaia-Loto	Australia	9	7
2	T. Vaa'i	New Zealand	12	7
4	M. Derenalagi	Fiji	7	6
5	M. Itoje	England	11	4
5	E. Etzebeth	South Africa	11	4
5	P. du Toit	South Africa	10	4
5	S. Cummings	Scotland	8	4
5	N. Frost	Australia	8	4
5	J. Moro	Argentina	1	4

		Minutes	Per 80*	
1	L. Salakaia-Loto	Australia	412	1.4
2	M. Derenalagi	Fiji	475	1.0
3	M. Vocevoce	Fiji	268	0.9
4	W. Dearn	Japan	761	0.8
5	T. Vaa'i	New Zealand	697	0.8
6	P. Tuipulotu	New Zealand	301	0.8
7	O. Chessum	England	331	0.7
8	E. Ashman	Scotland	334	0.7
9	J. Bayliss	Scotland	250	0.6
10	S. Cummings	Scotland	542	0.6

## LINEOUT THROWS WON

		Games	Total	
1	J. George	England	11	100
2	C. Taylor	New Zealand	10	88
3	M. Harada	Japan	10	80
4	J. Montoya	Argentina	9	77
5	B. Mbonambi	South Africa	9	70
6	M. Faessler	Australia	9	69
7	T. Ikanivere	Fiji	8	66
7	G. Nicotera	Italy	9	66
9	M. Marx	South Africa	11	59
10	A. Aumua	New Zealand	13	58

## LINEOUT SUCCESS RATE\*\*

		Games	Total*	
1	E. Dee	Wales	5	96.2%
2	I. Ruiz	Argentina	10	93.0%
3	J. George	England	11	90.9%
3	B. Mbonambi	South Africa	9	90.9%
5	D. Lake	Wales	5	90.6%
6	M. Faessler	Australia	9	89.6%
7	M. Harada	Japan	10	88.9%
8	D. Sheehan	Ireland	6	88.7%
9	J. Montoya	Argentina	9	88.5%
10	C. Taylor	New Zealand	10	87.1%

\*Minimum 240 minutes played \*\*Minimum 2 lineout throws / 80



# PLAYER RANKINGS - TACKLES & TURNOVERS

2024 INTERNATIONALS

## SUCCESSFUL TACKLES

			Games	Total
1	M. Lamaro	Italy	10	155
2	B. Earl	England	11	149
3	R. Darge	Scotland	9	132
4	M. Itoje	England	11	131
5	T. Reffell	Wales	9	127
6	N. Cannone	Italy	10	122
7	A. Savea	New Zealand	12	121
8	S. Barrett	New Zealand	10	115
8	D. Jenkins	Wales	7	115
10	P. du Toit	South Africa	10	114

			Minutes	Per 80*
1	A. Griffin	Wales	274	19.9
2	C. Tizzano	Australia	307	19.3
3	C. Tshiunza	Wales	251	19.1
4	G. Lucchesi	Italy	379	18.2
5	J. Ryan	Ireland	314	18.1
6	M. Lamaro	Italy	689	18.0
7	L. Cannone	Italy	365	18.0
8	P. Boudehent	France	265	17.8
9	R. Darge	Scotland	600	17.6
10	D. Jenkins	Wales	530	17.4

## DOMINANT TACKLES

			Games	Total
1	R. Darge	Scotland	9	17
1	T. Menoncello	Italy	10	17
3	P. Schoeman	Scotland	10	15
3	J. Gonzalez	Argentina	8	15
5	M. Lamaro	Italy	10	13
5	T. Freeman	England	11	13
5	P. Rubiolo	Argentina	9	13
8	J. Ryan	Ireland	7	12
8	N. Cannone	Italy	10	12
10	M. Kremer	Argentina	8	11

## TACKLE SUCCESS RATE\*\*

			Minutes	%*
1	G. Gilchrist	Scotland	451	100.0%
2	E. Dee	Wales	298	97.9%
3	E. Bello	Argentina	256	93.8%
4	J. Dempsey	Scotland	469	93.5%
5	S. Negri	Italy	325	93.4%
6	A. Griffin	Wales	274	93.2%
7	M. Leitch	Japan	240	92.9%
8	C. Tshiunza	Wales	251	92.3%
9	L. Cannone	Italy	365	92.1%
10	P. Schoeman	Scotland	517	92.0%

## BREAKDOWN STEALS

			Games	Total
1	T. Vaa'i	New Zealand	12	13
2	W. Dearn	Japan	10	12
3	M. Derenalagi	Fiji	7	10
4	M. Itoje	England	11	9
4	T. Reffell	Wales	9	9
6	S. Barrett	New Zealand	10	7
6	A. Savea	New Zealand	12	7
6	T. Beirne	Ireland	8	7
6	S. Underhill	England	9	7
6	L. Salakaia-Loto	Australia	9	7
6	G. Lucchesi	Italy	10	7

			Minutes	Per 80*
1	M. Derenalagi	Fiji	475	1.7
2	P. Tuipulotu	New Zealand	301	1.6
3	G. Colombe	France	253	1.6
4	T. Vaa'i	New Zealand	697	1.5
5	G. Lucchesi	Italy	379	1.5
6	L. Salakaia-Loto	Australia	412	1.4
7	J. Bayliss	Scotland	250	1.3
8	W. Dearn	Japan	761	1.3
9	C. Ratima	New Zealand	393	1.2
10	T. Reffell	Wales	598	1.2

\*Minimum 240 minutes played \*\*Minimum 5 tackles / 80



# PLAYER RANKINGS - DISCIPLINE

2024 INTERNATIONALS

## PENS CONCEDED

		Games	Total	
1	S. Cane	New Zealand	8	7
1	D. van der Merwe	Scotland	9	7
1	K. Smith	South Africa	11	7
1	T. Tupou	Australia	7	7
1	J. Ryan	Ireland	7	7
1	L. Salakaia-Loto	Australia	9	7
1	J. Barrett	New Zealand	11	7
1	H. Wilson	Australia	8	7
1	S. Tawake	Fiji	7	7
1	J. Gonzalez	Argentina	8	7
1	A. Bell	Australia	7	7
1	H. Hetet	Fiji	9	7
1	G. Brown	Scotland	4	7
1	A. Griffin	Wales	5	7
1	T. Menoncello	Italy	10	7
1	S. Takeuchi	Japan	9	7

		Minutes	Per 80*	
1	J. Slipper	Australia	243	2.6
2	A. Griffin	Wales	274	2.0
3	H. Hetet	Fiji	286	2.0
4	J. Sclavi	Argentina	372	1.9
5	A. Porter	Ireland	579	1.9
6	G. Lucchesi	Italy	379	1.9
7	T. Tupou	Australia	300	1.9
8	A. Roumat	France	260	1.8
9	J. Ryan	Ireland	314	1.8
10	Z. Fagerson	Scotland	466	1.7

## CARDS

		Games	Yellows	
1	K. Arendse	South Africa	8	3
2	A. Kellaway	Australia	11	2
2	P. O'Mahony	Ireland	8	2
2	A. Lienert-Brown	New Zealand	13	2
2	C. Clarke	New Zealand	8	2
2	A. Fassi	South Africa	7	2
2	E. Ashman	Scotland	9	2
8	E. Daly	England	5	1
8	F. Gomez Kodela	Argentina	2	1
8	U. Atonio	France	5	1
8	W. Le Roux	South Africa	5	1
8	O. Tu'ungafasi	New Zealand	10	1
8	J. Wiese	South Africa	6	1
8	D. van der Merwe	Scotland	9	1
8	M. Marx	South Africa	11	1

		Games	Reds	
1	P. Matera	Argentina	10	1
1	J. Danty	France	3	1
1	S. Kerevi	Australia	1	1
1	A. Esterhuizen	South Africa	3	1
1	P. Willemse	France	1	1
1	C. Ewels	England	1	1
1	A. Cocagi	Fiji	1	1
1	S. Cummings	Scotland	8	1
1	F. Daugunu	Australia	4	1
1	S. Radradra	Fiji	2	1
1	K. Shimokawa	Japan	8	1
1	W. Dearn	Japan	10	1

\*Minimum 240 minutes played

 **FRANCE**

 **ARGENTINA**

**PLAYER COMPARISON**  
**2024 INTERNATIONALS**  
**FRANCE & ARGENTINA**

# PLAYER COMPARISON - POINTS

2024 INTERNATIONALS

POINTS							
FRANCE			ARGENTINA				
		Games	Total				
1	T. Ramos	7	90	1	T. Albornoz	11	97
2	A. Hastoy	2	20	2	S. Carreras	10	55
2	L. Bielle-Biarrey	6	20	3	J. Mallia	8	25
4	L. Berdeu	2	19	3	M. Carreras	9	25
5	G. Fickou	7	15	5	I. Mendy	1	15
5	P. Boudehent	7	15	5	J. Oviedo	10	15

TRIES							
FRANCE			ARGENTINA				
		Games	Total				
1	L. Bielle-Biarrey	6	4	1	J. Mallia	8	5
2	G. Fickou	7	3	1	M. Carreras	9	5
2	P. Boudehent	7	3	3	T. Albornoz	11	3
4	B. Serin	2	2	3	I. Mendy	1	3
4	B. Couilloud	2	2	3	J. Oviedo	10	3
4	N. Le Garrec	6	2				
4	E. Gailleton	4	2				
4	P. Tuilagi	6	2				
4	T. Attissogbe	3	2				

GOAL KICKING*									
FRANCE			ARGENTINA						
		Made	Missed	%					
1	L. Berdeu	7	0	100.0%	1	S. Carreras	18	2	90.0%
2	T. Ramos	37	5	88.1%	2	T. Albornoz	36	11	76.6%
3	A. Hastoy	8	2	80.0%					

\*Minimum 5 Kicks at Goal

# PLAYER COMPARISON - CARRIES

2024 INTERNATIONALS

CARRIES							
FRANCE			ARGENTINA				
		Games	Total				
1	G. Alldritt	6	65	1	J. Oviedo	10	106
2	L. Barre	5	50	2	P. Matera	10	102
3	T. Ramos	7	49	3	T. Albornoz	11	79
4	G. Fickou	7	47	4	J. Mallia	8	77
5	D. Penaud	5	42	5	M. Carreras	9	71

METRES							
FRANCE			ARGENTINA				
		Games	Total				
1	L. Barre	5	462.3	1	T. Albornoz	11	764.2
2	D. Penaud	5	422.3	2	M. Carreras	9	739.2
3	T. Ramos	7	374.9	3	J. Oviedo	10	614.1
4	L. Bielle-Biarrey	6	358.8	4	J. Mallia	8	603.9
5	G. Fickou	7	351.8	5	S. Carreras	10	537.5

DEFENDERS BEATEN							
FRANCE			ARGENTINA				
		Games	Total				
1	D. Penaud	5	27	1	M. Carreras	9	29
2	T. Ramos	7	22	2	T. Albornoz	11	26
3	G. Fickou	7	18	3	B. Delguy	7	24
4	P. Tuilagi	6	15	4	J. Mallia	8	21
5	L. Barre	5	14	4	J. Oviedo	10	21

# PLAYER COMPARISON - PASSING

2024 INTERNATIONALS

<b>PASSES</b>							
<b>FRANCE</b>			<b>ARGENTINA</b>				
		Games	Total				
1	N. Le Garrec	6	201	1	G. Bertranou	10	461
2	M. Lucu	6	158	2	T. Albornoz	11	180
3	T. Ramos	7	135	3	G. Garcia	6	161
4	A. Dupont	2	105	4	L. Bazan Velez	6	147
5	B. Serin	2	101	5	S. Carreras	10	89

<b>PASSING ACCURACY%**</b>							
<b>FRANCE</b>			<b>ARGENTINA</b>				
		Games	Total				
1	B. Serin	2	99.0%	1	G. Bertranou	10	97.2%
2	N. Le Garrec	6	97.0%	2	G. Garcia	6	96.9%
3	M. Lucu	6	96.8%	3	L. Bazan Velez	6	93.9%
4	A. Dupont	2	95.2%	4	T. Albornoz	11	92.2%
5	T. Ramos	7	94.1%				

<b>OFFLOADS</b>							
<b>FRANCE</b>			<b>ARGENTINA</b>				
		Games	Total				
1	D. Penaud	5	11	1	J. Mallia	8	10
2	L. Barre	5	7	1	J. Oviedo	10	10
3	G. Fickou	7	6	3	T. Albornoz	11	6
3	T. Ramos	7	6	4	S. Carreras	10	5
5	G. Alldritt	6	5	4	S. Chocobares	8	5
				4	L. Cinti	8	5

# PLAYER COMPARISON - KICKS

2024 INTERNATIONALS

KICKS IN PLAY							
FRANCE			ARGENTINA				
		Games	Total				
1	T. Ramos	7	52	1	T. Albornoz	11	81
2	N. Le Garrec	6	40	2	S. Carreras	10	54
3	A. Hastoy	2	26	3	G. Bertranou	10	32
4	B. Serin	2	25	4	J. Mallia	8	27
4	L. Barre	5	25	5	G. Garcia	6	13

KICKING METRES							
FRANCE			ARGENTINA				
		Games	Total				
1	T. Ramos	7	1,754.4	1	T. Albornoz	11	2,895.3
2	N. Le Garrec	6	1,177.5	2	S. Carreras	10	1,958.6
3	L. Barre	5	1,008.8	3	J. Mallia	8	977.0
4	A. Hastoy	2	852.0	4	G. Bertranou	10	659.1
5	A. Dupont	2	804.9	5	G. Garcia	6	331.3

METRES / KICKS IN PLAY**							
FRANCE			ARGENTINA				
		Games	Avg*				
1	L. Barre	5	40.4	1	S. Carreras	10	36.3
2	T. Ramos	7	33.7	2	J. Mallia	8	36.2
				3	T. Albornoz	11	35.7
				4	B. Delguy	7	35.7
				5	L. Cinti	8	30.8

\*Minimum 240 minutes played \*\*Minimum 2 Kicks / 80min

# PLAYER COMPARISON - LINEOUTS

2024 INTERNATIONALS

## LINEOUTS WON (INC. STEALS)

FRANCE			ARGENTINA		
	Games	Total		Games	Total
1 C. Ollivon	6	15	1 J. Gonzalez	8	39
2 T. Flament	4	12	2 F. Molina	11	30
3 A. Roumat	6	11	3 P. Matera	10	25
4 F. Cros	6	10	4 M. Alemanno	4	16
5 R. Briatte	2	8	5 P. Rubiolo	9	9

## LINEOUT STEALS

FRANCE			ARGENTINA		
	Games	Total		Games	Total
1 C. Ollivon	6	1	1 J. Moro	1	4
1 J. Cancoriet	1	1	2 G. Bertranou	10	2
1 A. Roumat	6	1	2 F. Molina	11	2
1 F. Cros	6	1	4 A. Creevy	2	1
1 E. Abadie	1	1	4 P. Matera	10	1
1 K. Tixeront	2	1	4 G. Petti	4	1

## LINEOUT THROWS WON

FRANCE			ARGENTINA		
	Games	Total		Games	Total
1 P. Mauvaka	7	46	1 J. Montoya	9	77
2 J. Marchand	7	28	2 I. Ruiz	10	53
3 G. Barlot	2	16	3 A. Creevy	2	4
4 T. Baubigny	3	10	3 I. Calles	5	4
5 J. Tarrit	1	4	5 J. Mallia	8	2

# PLAYER COMPARISON - TACKLES

2024 INTERNATIONALS

SUCCESSFUL TACKLES							
FRANCE			ARGENTINA				
		Games	Total				
1	G. Alldritt	6	83	1	J. Oviedo	10	107
2	F. Cros	6	69	2	P. Rubiolo	9	103
3	P. Mauvaka	7	64	3	M. Kremer	8	102
4	G. Fickou	7	59	4	T. Gallo	11	96
4	P. Boudehent	7	59	5	J. Gonzalez	8	91

DOMINANT TACKLES							
FRANCE			ARGENTINA				
		Games	Total				
1	P. Boudehent	7	7	1	J. Gonzalez	8	15
2	G. Fickou	7	6	2	P. Rubiolo	9	13
3	C. Ollivon	6	4	3	M. Kremer	8	11
3	F. Cros	6	4	4	P. Matera	10	10
3	I. Diallo	2	4	4	T. Gallo	11	10
3	Y. Moefana	7	4				

BREAKDOWN STEALS							
FRANCE			ARGENTINA				
		Games	Total				
1	G. Colombe	6	5	1	P. Matera	10	5
2	F. Cros	6	4	2	G. Bertranou	10	4
2	G. Alldritt	6	4	2	J. Oviedo	10	4
2	M. Guillard	4	4	2	J. Moro	1	4
5	C. Ollivon	6	2	5	J. Montoya	9	3
5	J. Marchand	7	2	5	F. Molina	11	3
5	E. Gailleton	4	2				

# PLAYER COMPARISON - DISCIPLINE

2024 INTERNATIONALS

PENS CONCEDED					
FRANCE			ARGENTINA		
		Games	Total		
1	A. Roumat	6	6	1	T. Gallo
2	G. Fickou	7	5	2	J. Sclavi
2	M. Jalibert	4	5	3	M. Carreras
4	S. Taofifenua	7	4	4	J. Gonzalez
4	G. Alldritt	6	4	5	J. Montoya
4	D. Bamba	3	4	5	I. Ruiz

YELLOW CARDS					
FRANCE			ARGENTINA		
		Games	Total		
1	U. Atonio	5	1	1	F. Gomez Kodela
1	P. Willemse	1	1	1	M. Moroni
1	G. Colombe	6	1	1	S. Carreras
				1	M. Carreras
				1	J. Gonzalez

RED CARDS					
FRANCE			ARGENTINA		
		Games	Total		
1	J. Danty	3	1		
1	P. Willemse	1	1	1	P. Matera