

Insights by **Sage**



PREVIEW REPORT

ENGLAND - SOUTH AFRICA

2024 AUTUMN NATIONS SERIES

ROUND 3

16/11/2024



**England
Rugby**



SPRINGBOK



ENGLAND vs SOUTH AFRICA

2024 AUTUMN NATIONS SERIES



OPTA FACTS

- South Africa have won three of their last four matches against England (L1), including each of their last two – three of the last five games between England and the Springboks have been decided by single-point margins.
- England have won three of their last four games against South Africa at Allianz Stadium, although the Boks did win last time out in Twickenham, securing a 27-13 victory in 2022.
- England have lost each of their last four Test matches, their longest such run since losing five straight games in 2018, however, each of those losses have come by margins of just seven points or fewer and they scored 37 points against Australia last week (37-42), the second most they've ever scored in a losing effort, behind a 39-42 loss to South Africa in 2018.
- South Africa have won nine of their last 10 Test matches against European teams in Europe (L1), including each of their last four, with their only loss in that period coming by a margin of just five points (8-13 v Ireland in September 2023).
- South Africa have won seven of their last eight Test matches (L1), including each of their last two by margins of 41 and 17 points respectively – the team leading at half-time has gone on to win each of the Springboks' last 12 matches, since overturning a 6-12 deficit to defeat England in last year's Rugby World Cup semi-finals (16-15).
- Among Tier 1 men's nations, only Argentina (64.8%) have crossed the gainline from a higher share of their carries than England (64.3%) or South Africa (64.2%) in 2024 – England (50.7%) and the Springboks (44.9%) have also prevented their opponents from crossing the gainline more often than any other sides this year.
- England have averaged more kicks in play per game than any other men's Tier 1 team in 2024 (30.0) and have retained possession from 16% of those kicks, the second highest rate of any team, only behind South Africa (22%).
- South Africa have both the highest dominant carry (40%) and dominant tackle (10%) rates of any nations in men's Tier 1 rugby this year, while England made the most dominant tackles of any side in the 2024 Guinness Men's Six Nations (66).
- England duo Maro Itoje and Ben Earl are two of just four players to have played 800+ minutes of men's Tier 1 rugby in 2024 (800 each, also Damian McKenzie and Ardie Savea) – Earl has made the most carries of any player this year (160), while Itoje ranks first for both turnovers won (13) and total ruck hits (367).
- Of the 166 players to have featured for 320+ minutes in Tier 1 men's rugby this year, Makazole Mapimpi (South Africa) has averaged the most tries scored per 80 minutes (1.2), while England's Marcus Smith has assisted the most tries per 80 (1.3) – Mapimpi has scored in two of his previous three Tests against England, however, Smith is yet to score or assist a try against the Springboks in two appearances.

MATCH SQUADS

2024 AUTUMN NATIONS SERIES

England	#	South Africa
Freddie Steward	15	Aphelele Fassi
Tommy Freeman	14	Cheslin Kolbe
Ollie Lawrence	13	Jesse Kriel
Henry Slade	12	Damian de Allende
Ollie Sleightholme	11	Kurt-Lee Arendse
Marcus Smith	10	Manie Libbok
Jack van Poortvliet	9	Grant Williams
Ellis Genge	1	Ox Nche
Jamie George	2	Bongi Mbonambi
Will Stuart	3	Wilco Louw
Maro Itoje	4	Eben Etzebeth
George Martin	5	RG Snyman
Chandler Cunningham-South	6	Siya Kolisi
Sam Underhill	7	Pieter-Steph du Toit
Ben Earl	8	Jasper Wiese
Luke Cowan-Dickie	16	Malcolm Marx
Fin Baxter	17	Gerhard Steenekamp
Dan Cole	18	Vincent Koch
Nick Isiekwe	19	Elrigh Louw
Alex Dombrandt	20	Kwagga Smith
Harry Randall	21	Cobus Reinach
George Ford	22	Handre Pollard
Tom Roebuck	23	Lukhanyo Am



ENGLAND MATCH SQUAD DETAILS

2024 AUTUMN NATIONS SERIES

#	Player	Age	Height	Weight	Caps	Points	Tries
15	Freddie Steward	23	196	104	34	40	8
14	Tommy Freeman	23	188	92	13	10	2
13	Ollie Lawrence	25	182	99	29	25	5
12	Henry Slade	31	191	96	67	53	9
11	Ollie Sleightholme	24	181	89	3	10	2
10	Marcus Smith	25	176	82	37	249	12
9	Jack van Poortvliet	23	184	89	14	10	2
1	Ellis Genge	29	187	116	64	30	6
2	Jamie George	34	183	107	95	65	13
3	Will Stuart	28	189	127	43	10	2
4	Maro Itoje	30	195	118	86	35	7
5	George Martin	23	198	118	17	0	0
6	Chandler Cunningham-South	21	196	120	9	15	3
7	Sam Underhill	28	186	103	38	10	2
8	Ben Earl	26	184	107	35	20	4
16	Luke Cowan-Dickie	31	183	111	42	35	7
17	Fin Baxter	22	185	116	4	0	0
18	Dan Cole	37	190	124	117	20	4
19	Nick Isiekwe	26	201	120	13	0	0
20	Alex Dombrandt	27	191	118	19	5	1
21	Harry Randall	26	172	72	9	10	2
22	George Ford	31	178	86	98	414	10
23	Tom Roebuck	23	190	95	1	0	0

SOUTH AFRICA MATCH SQUAD DETAILS

2024 AUTUMN NATIONS SERIES

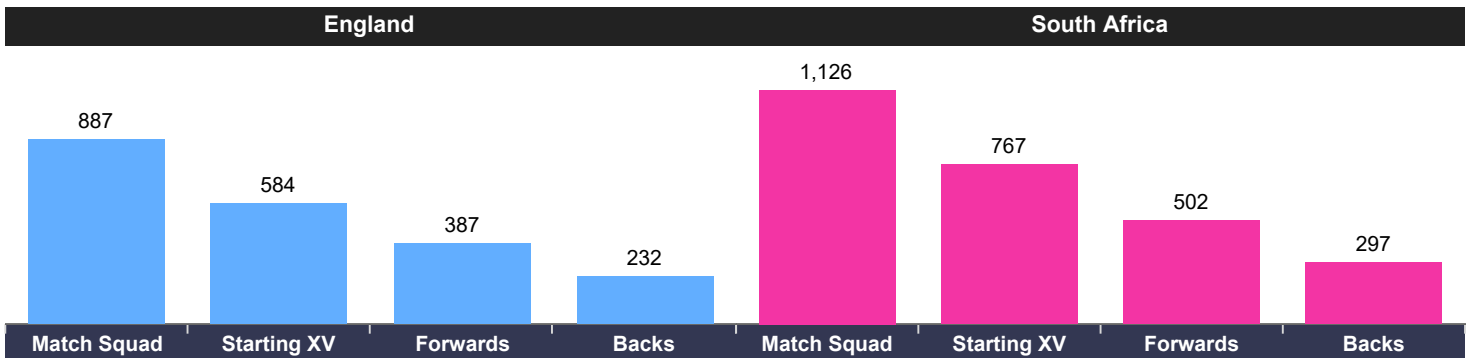


#	Player	Age	Height	Weight	Caps	Points	Tries
15	Aphelele Fassi	26	189	92	9	30	6
14	Cheslin Kolbe	31	171	77	38	101	16
13	Jesse Kriel	30	186	98	77	90	18
12	Damian de Allende	32	189	106	85	55	11
11	Kurt-Lee Arendse	28	180	80	22	85	17
10	Manie Libbok	27	184	76	18	94	1
9	Grant Williams	28	174	77	16	15	3
1	Ox Nche	29	176	117	38	0	0
2	Bongi Mbonambi	33	175	108	76	75	15
3	Wilco Louw	30	185	126	14	0	0
4	Eben Etzebeth	33	203	117	129	30	6
5	RG Snyman	29	206	117	38	10	2
6	Siya Kolisi	33	189	103	90	60	12
7	Pieter-Steph du Toit	32	200	115	85	55	11
8	Jasper Wiese	29	189	120	32	10	2
16	Malcolm Marx	30	189	117	74	105	21
17	Gerhard Steenekamp	27	191	126	9	0	0
18	Vincent Koch	34	185	115	59	0	0
19	Elrigh Louw	25	195	112	11	0	0
20	Kwagga Smith	31	180	100	50	45	9
21	Cobus Reinach	34	175	85	37	70	14
22	Handre Pollard	30	189	96	78	767	7
23	Lukhanyo Am	30	186	87	41	35	7

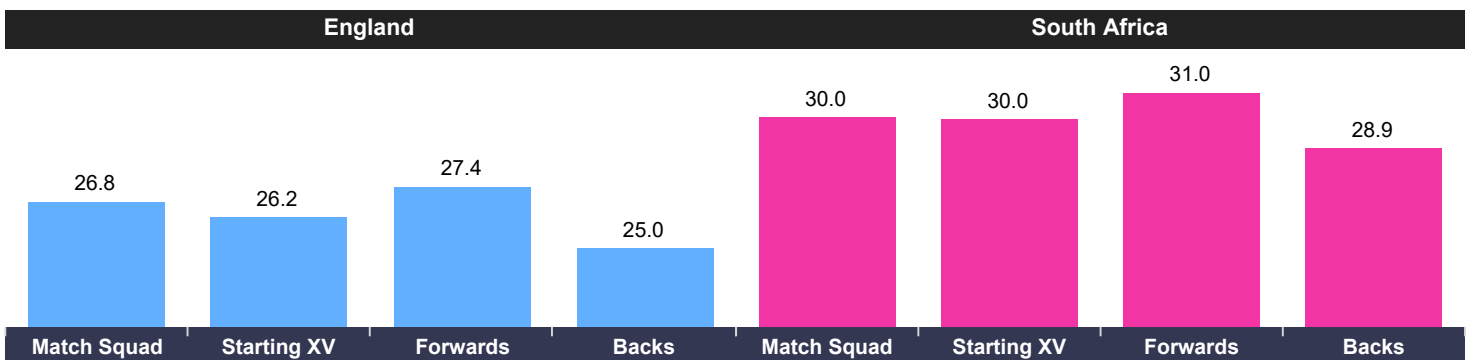
MATCH SQUAD - SQUAD COMPARISON

2024 AUTUMN NATIONS SERIES

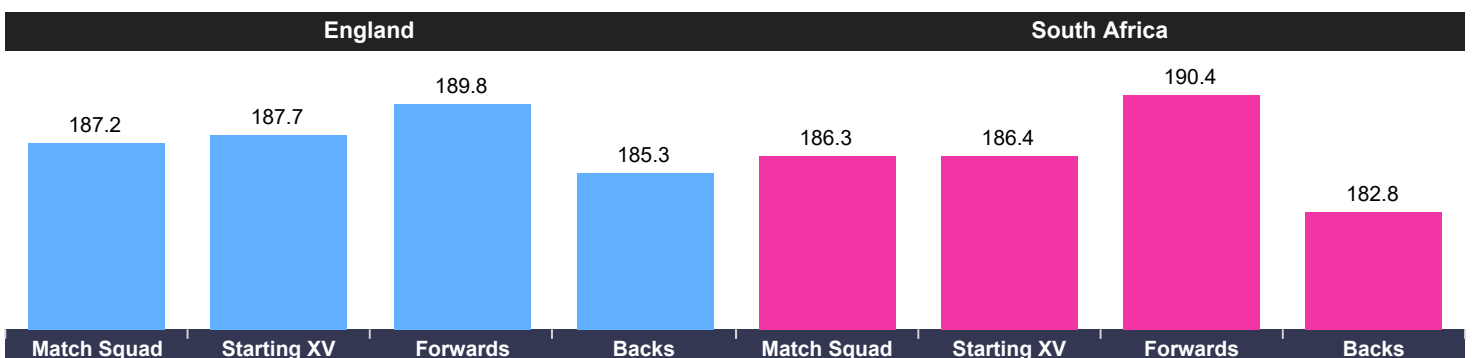
CAPS - TOTAL



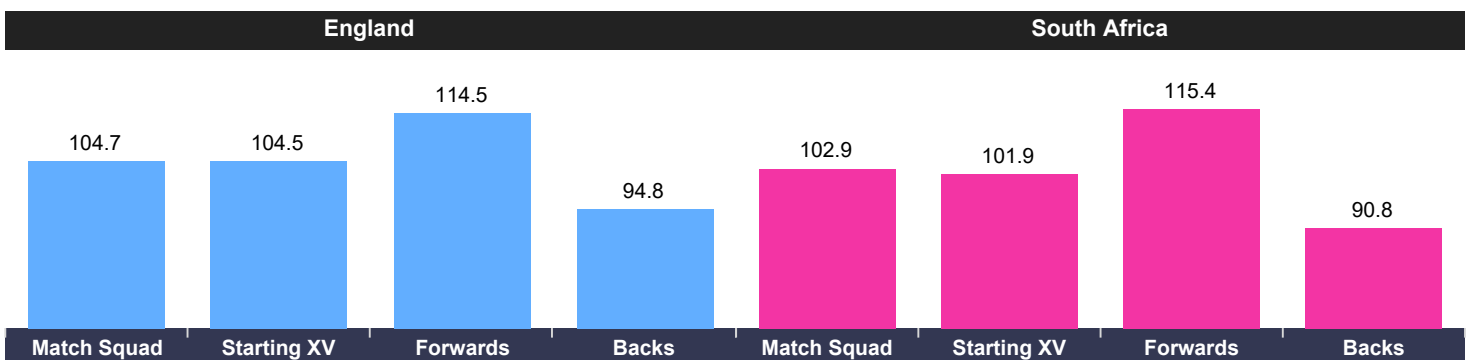
AGE - AVERAGES



HEIGHT - AVERAGES



WEIGHT - AVERAGES



LAST MATCH DETAILS

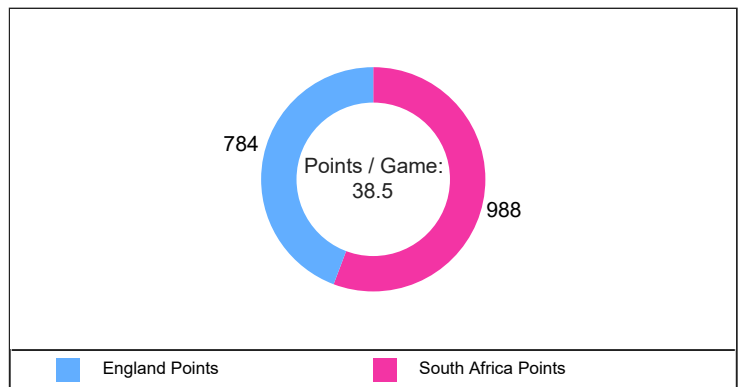
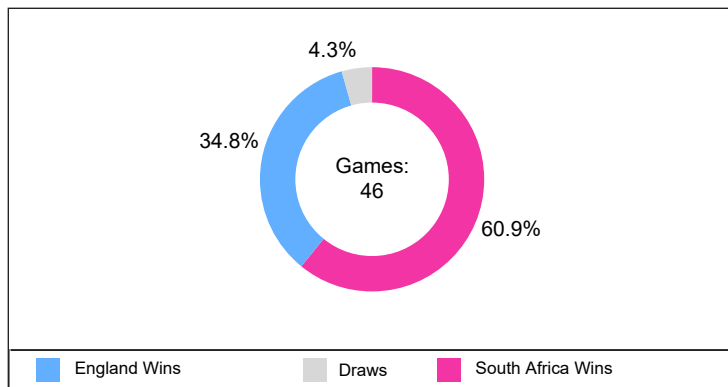
ENGLAND		Autumn Nations Series v Australia (09/11/2024) 37-42 (L)							
#	Player	Minutes	Points	Tries	Ball Carries	Kicks	Tackles	Cards	
15	George Furbank	62	0	0	5	0	5	0	
14	Immanuel Feyi-Waboso	41	0	0	2	0	6	0	
13	Ollie Lawrence	75	0	0	10	0	13	0	
12	Henry Slade	80	0	0	4	0	12	0	
11	Tommy Freeman	80	0	0	9	1	9	0	
10	Marcus Smith	80	12	0	10	9	9	0	
9	Ben Spencer	62	0	0	2	9	4	0	
1	Ellis Genge	62	0	0	10	0	13	0	
2	Jamie George	51	0	0	6	1	16	0	
3	Will Stuart	69	0	0	6	0	17	0	
4	Maro Itoje	80	5	1	8	0	25	0	
5	George Martin	60	0	0	6	0	23	0	
6	Chandler Cunningham-South	80	10	2	10	0	23	0	
7	Tom Curry	23	0	0	2	0	5	0	
8	Ben Earl	80	0	0	12	0	22	0	
16	Luke Cowan-Dickie	29	0	0	6	0	6	0	
17	Fin Baxter	18	0	0	1	0	7	0	
18	Dan Cole	11	0	0	0	0	4	0	
19	Nick Isiekwe	20	0	0	1	0	5	0	
20	Alex Dombrandt	57	0	0	5	0	15	0	
21	Harry Randall	18	0	0	0	5	1	0	
22	George Ford	18	0	0	2	1	2	0	
23	Ollie Sleightholme	44	10	2	5	1	10	0	
Team Total		-	37	5	122	27	252	0	

SOUTH AFRICA		Autumn Nations Series v Scotland (10/11/2024) 15-32 (W)							
#	Player	Minutes	Points	Tries	Ball Carries	Kicks	Tackles	Cards	
15	Willie Le Roux	80	0	0	1	7	5	0	
14	Canan Moodie	80	0	0	9	0	8	0	
13	Lukhanyo Am	80	0	0	5	0	8	0	
12	Andre Esterhuizen	80	0	0	10	0	13	0	
11	Makazole Mapimpi	70	10	2	8	1	4	1	
10	Handre Pollard	80	12	0	3	11	11	0	
9	Jaden Hendrikse	69	0	0	0	4	9	0	
1	Ox Nche	45	0	0	1	0	9	0	
2	Bongi Mbonambi	45	0	0	1	0	2	0	
3	Thomas du Toit	45	5	1	3	0	8	0	
4	Eben Etzebeth	80	0	0	12	0	12	0	
5	Franco Mostert	41	0	0	1	0	5	0	
6	Marco van Staden	45	0	0	3	0	6	0	
7	Elrigh Louw	45	0	0	4	0	10	0	
8	Kwagga Smith	45	0	0	4	0	9	0	
16	Malcolm Marx	35	0	0	5	0	8	0	
17	Gerhard Steenekamp	35	0	0	4	0	5	0	
18	Vincent Koch	35	0	0	5	0	6	0	
19	RG Snyman	40	0	0	6	0	4	0	
20	Siya Kolisi	35	0	0	5	0	7	0	
21	Pieter-Steph du Toit	35	0	0	8	0	7	0	
22	Jasper Wiese	35	5	1	12	0	6	0	
23	Grant Williams	11	0	0	1	3	0	0	
Team Total		-	32	4	111	26	162	1	

HEAD TO HEAD

All Time

	Games	England Wins	Draws	South Africa Wins
Overall:	46	16	2	28
England at Home:	24	11	1	12
South Africa at Home:	16	4	1	11
Neutral Venue:	6	1	0	5



LAST 10 MEETINGS

Year	Date	Team	Score	Opposition	Venue	Winner
2023	21/10/2023	England	15-16	South Africa	Stade de France	South Africa
2022	26/11/2022	England	13-27	South Africa	Twickenham	South Africa
2021	20/11/2021	England	27-26	South Africa	Twickenham	England
2019	02/11/2019	England	12-32	South Africa	Yokohama	South Africa
2018	03/11/2018	England	12-11	South Africa	Twickenham	England
2018	23/06/2018	South Africa	10-25	England	Cape Town	England
2018	16/06/2018	South Africa	23-12	England	Bloemfontein	South Africa
2018	09/06/2018	South Africa	42-39	England	Johannesburg	South Africa
2016	12/11/2016	England	37-21	South Africa	Twickenham	England
2014	15/11/2014	England	28-31	South Africa	Twickenham	South Africa

RESULTS

Since 2023

ENGLAND								
Date	Opponent	Comp	H/A	Result	F	A	TF	TA
04/02/2023	Scotland	Six Nations	H	L	23	29	3	4
12/02/2023	Italy	Six Nations	H	W	31	14	5	2
25/02/2023	Wales	Six Nations	A	W	20	10	3	1
11/03/2023	France	Six Nations	H	L	10	53	1	7
18/03/2023	Ireland	Six Nations	A	L	16	29	1	4
05/08/2023	Wales	International	A	L	9	20	0	2
12/08/2023	Wales	International	H	W	19	17	1	2
19/08/2023	Ireland	International	A	L	10	29	1	5
26/08/2023	Fiji	International	H	L	22	30	3	3
09/09/2023	Argentina	RWC	H	W	27	10	0	1
17/09/2023	Japan	RWC	H	W	34	12	4	0
23/09/2023	Chile	RWC	H	W	71	0	11	0
07/10/2023	Samoa	RWC	H	W	18	17	2	2
15/10/2023	Fiji	RWC	H	W	30	24	2	3
21/10/2023	South Africa	RWC	H	L	15	16	0	1
27/10/2023	Argentina	RWC	A	W	26	23	2	2
03/02/2024	Italy	Six Nations	A	W	27	24	2	3
10/02/2024	Wales	Six Nations	H	W	16	14	2	2
24/02/2024	Scotland	Six Nations	A	L	21	30	2	3
09/03/2024	Ireland	Six Nations	H	W	23	22	3	2
16/03/2024	France	Six Nations	A	L	31	33	4	3
22/06/2024	Japan	International	A	W	52	17	8	2
06/07/2024	New Zealand	International	A	L	15	16	2	2
13/07/2024	New Zealand	International	A	L	17	24	2	2
02/11/2024	New Zealand	Autumn Nations Series	H	L	22	24	1	3
09/11/2024	Australia	Autumn Nations Series	H	L	37	42	5	5
Average					22.9	24.4	2.6	2.8

SOUTH AFRICA								
Date	Opponent	Comp	H/A	Result	F	A	TF	TA
08/07/2023	Australia	The Rugby Championship	H	W	43	12	6	2
15/07/2023	New Zealand	The Rugby Championship	A	L	20	35	3	4
29/07/2023	Argentina	The Rugby Championship	H	W	22	21	3	2
05/08/2023	Argentina	International	A	W	24	13	2	1
19/08/2023	Wales	International	A	W	52	16	8	1
25/08/2023	New Zealand	International	A	W	35	7	5	1
10/09/2023	Scotland	RWC	H	W	18	3	2	0
17/09/2023	Romania	RWC	H	W	76	0	12	0
23/09/2023	Ireland	RWC	H	L	8	13	1	1
01/10/2023	Tonga	RWC	H	W	49	18	7	3
15/10/2023	France	RWC	A	W	29	28	4	3
21/10/2023	England	RWC	A	W	16	15	1	0
28/10/2023	New Zealand	RWC	A	W	12	11	0	1
22/06/2024	Wales	International	H	W	41	13	5	1
06/07/2024	Ireland	International	H	W	27	20	3	3
13/07/2024	Ireland	International	H	L	24	25	0	1
20/07/2024	Portugal	International	H	W	64	21	10	3
10/08/2024	Australia	The Rugby Championship	A	W	33	7	5	1
17/08/2024	Australia	The Rugby Championship	A	W	30	12	4	0
31/08/2024	New Zealand	The Rugby Championship	H	W	31	27	3	4
07/09/2024	New Zealand	The Rugby Championship	H	W	18	12	2	0
21/09/2024	Argentina	The Rugby Championship	A	L	28	29	3	4
28/09/2024	Argentina	The Rugby Championship	H	W	48	7	7	1
10/11/2024	Scotland	Autumn Nations Series	A	W	32	15	4	0
Average					34.8	16.0	4.4	1.5

FORM - ENGLAND

All Competitions

ENGLAND						
Record	Date	Opponent	Comp	Score	Days Since	Games Since
Last Win	22/06/2024	Japan	International	52-17	145	4
Last Loss	09/11/2024	Australia	Autumn Nations Series	37-42	5	0
Last Home Win	09/03/2024	Ireland	Six Nations	23-22	250	6
Last Home Loss	09/11/2024	Australia	Autumn Nations Series	37-42	5	0
Last Away Win	22/06/2024	Japan	International	52-17	145	4
Last Away Loss	13/07/2024	New Zealand	International	17-24	124	2

SOUTH AFRICA						
Record	Date	Opponent	Comp	Score	Days Since	Games Since
Last Win	10/11/2024	Scotland	Autumn Nations Series	32-15	4	0
Last Loss	21/09/2024	Argentina	The Rugby Championship	28-29	54	2
Last Home Win	28/09/2024	Argentina	The Rugby Championship	48-7	47	1
Last Home Loss	13/07/2024	Ireland	International	24-25	124	8
Last Away Win	10/11/2024	Scotland	Autumn Nations Series	32-15	4	0
Last Away Loss	21/09/2024	Argentina	The Rugby Championship	28-29	54	2

LAST MEETING - STATISTICS

England 15-16 South Africa (2023-10-21 - Rugby World Cup)

England	South Africa	
0	Tries	1
0	Conversions	1
4	Penalty Goals	3
83	Ball Carries	69
4	Offloads	2
0	Line Breaks	3
14	Defenders Beaten	15
408	Carry Metres	329
104	Total Tackles	123
15	Missed Tackle	14
6	Turnovers Won	2
14	Turnover Conceded	15
7	Lineouts Won	15
3	Lineouts Lost	4
11	Total Penalties Conceded	8
41	Kicks in Play	29

#	Player	Minutes Played	Tries	Points	Ball Carries	Defenders Beaten	Tackles	Tackles - Success	Turnovers Won	Pens Conceded
15	Freddie Steward	80	0	0	9	4	1	0	0	0
14	Jonny May	78	0	0	3	2	3	1	1	0
13	Joe Marchant	80	0	0	1	0	3	2	0	0
12	Manu Tuilagi	73	0	0	3	0	3	3	0	1
11	Elliot Daly	80	0	0	1	0	3	2	0	0
10	Owen Farrell	80	0	15	5	0	6	6	0	1
9	Alex Mitchell	52	0	0	6	1	10	5	0	1
1	Joe Marler	52	0	0	8	1	5	3	0	3
2	Jamie George	80	0	0	1	0	8	7	0	1
3	Dan Cole	55	0	0	0	0	7	5	0	0
4	Maro Itoje	80	0	0	8	0	10	9	2	0
5	George Martin	52	0	0	2	0	10	9	0	0
6	Courtney Lawes	80	0	0	10	0	6	5	3	0
7	Tom Curry	62	0	0	6	0	16	16	0	0
8	Ben Earl	80	0	0	6	3	8	6	0	0
16	Theo Dan	0	0	0	0	0	0	0	0	0
17	Ellis Genge	28	0	0	5	2	4	3	0	2
18	Kyle Sinckler	25	0	0	3	0	0	0	0	1
19	Ollie Chessum	28	0	0	0	0	0	0	0	0
20	Billy Vunipola	18	0	0	3	0	3	3	0	0
21	Danny Care	28	0	0	1	0	3	2	0	0
22	George Ford	2	0	0	0	0	0	0	0	0
23	Ollie Lawrence	7	0	0	2	1	2	2	0	0

#	Player	Minutes	Tries	Points	Ball Carries	Defenders Beaten	Tackles	Tackles - Success	Turnovers Won	Pens Conceded
15	Damian Willemse	44	0	0	5	2	0	0	0	1
14	Kurt-Lee Arendse	80	0	0	4	2	8	7	0	0
13	Jesse Kriel	80	0	0	0	0	4	3	0	0
12	Damian de Allende	80	0	0	5	3	8	7	0	0
11	Cheslin Kolbe	80	0	0	2	0	3	3	0	1
10	Manie Libbok	31	0	3	0	0	2	2	0	0
9	Cobus Reinach	42	0	0	3	1	3	1	0	0
1	Steven Kitshoff	48	0	0	7	0	4	4	1	1
2	Bongi Mbonambi	80	0	0	4	0	9	6	0	0
3	Frans Malherbe	55	0	0	1	0	5	4	0	0
4	Eben Etzebeth	45	0	0	2	0	8	7	0	1
5	Franco Mostert	80	0	0	5	0	19	18	1	1
6	Siya Kolisi	50	0	0	0	0	9	8	0	2
7	Pieter-Steph du Toit	80	0	0	8	2	10	9	0	1
8	Duane Vermeulen	50	0	0	3	1	4	2	0	0
16	Deon Fourie	30	0	0	4	1	2	2	0	0
17	Ox Nche	32	0	0	2	0	7	5	0	0
18	Vincent Koch	25	0	0	2	0	4	4	0	0
19	RG Snyman	35	1	5	4	2	9	7	0	0
20	Kwagga Smith	30	0	0	2	0	4	4	0	0
21	Faf de Klerk	38	0	0	0	0	4	3	0	0
22	Handre Pollard	49	0	8	4	1	2	2	0	0
23	Willie Le Roux	36	0	0	2	0	1	1	0	0

TEAM ANALYSIS
2024 INTERNATIONALS

TEAM ANALYSIS - MATCH AVERAGES

2024 INTERNATIONALS

		
26.1	Points	34.2
3.1	Tries	4.2
71.4%	Goal Kicking %	73.4%
99.2	Carries	118.7
615.2	Carry Metres	815.3
9.7	Opposition 22 Entries	10.1
2.3	Points / Opp 22 Entry	3.0
5.5	Line Breaks	7.9
21.3	Defenders Beaten	22.8
4.4	Offloads	6.9
123.7	Passes	142.4
30.0	Kicks From Hand	25.9
172.7	Tackles	129.1
27.1	Missed Tackles	20.0
84.3%	Tackle %	84.5%
10.2	Dominant Tackles	9.5
9.0	Pens Conceded	9.7
0.4	Yellow Cards	1.1
1	Red Cards (Total)	1
3.3	Turnovers Won	3.9
12.9	Turnovers Conceded	13.0
92.3%	Lineout Success %	86.5%
89.1%	Scrum Success %	95.2%
96.0%	Ruck Success %	96.7%
44.6%	Gainline Forward %	48.4%

All stats are on a per match basis (unless stated otherwise)

TEAM ANALYSIS - POINTS & TRIES

2024 INTERNATIONALS

POINTS PER PERIOD

	SCORED					CONCEDED				
	Total	1'-20'	21'-HT	HT-60'	61'-80'	Total	1'-20'	21'-HT	HT-60'	61'-80'
Argentina	338	60	99	63	116	259	72	82	61	44
Australia	250	68	77	38	67	287	72	72	49	94
England	261	69	61	82	49	239	54	75	38	72
Fiji	222	45	54	68	55	133	48	24	21	40
France	276	68	72	67	69	173	37	40	43	53
Ireland	202	47	55	30	70	84	39	13	13	19
Italy	199	66	41	39	53	251	30	22	32	36
Japan	240	71	57	45	67	190	47	42	39	62
New Zealand	373	110	128	72	63	229	60	74	53	64
Scotland	385	97	111	70	107	229	58	60	54	57
South Africa	362	86	83	65	128	109	32	22	36	19
Wales	140	23	38	29	50	164	35	40	37	52
Total	3,248	810	876	668	894	2,667	691	694	551	731

TRIES PER PERIOD

	SCORED					CONCEDED				
	Total	1'-20'	21'-HT	HT-60'	61'-80'	Total	1'-20'	21'-HT	HT-60'	61'-80'
Argentina	45	7	14	8	16	31	9	10	6	6
Australia	29	7	8	5	9	37	9	9	6	13
England	31	8	6	11	6	26	6	7	5	8
Fiji	30	7	7	8	8	19	7	3	3	6
France	31	8	7	8	8	22	4	4	6	8
Ireland	24	4	6	4	10	11	6	1	1	3
Italy	22	8	3	5	6	9	2	1	3	3
Japan	32	9	7	6	10	25	6	5	5	9
New Zealand	47	15	17	8	7	36	8	12	7	9
Scotland	50	13	13	9	15	25	7	5	5	8
South Africa	44	12	10	5	17	15	5	2	5	3
Wales	18	2	5	4	7	20	4	5	5	6
Total	403	100	103	81	119	320	82	78	65	95

TRY ORIGIN

	SCORED									CONCEDED								
	Total	Counter Attack	Free Kick	Lineout	Penalty	Scrum	Start Half	Tap Penalty	Turnover	Total	Counter Attack	Free Kick	Lineout	Penalty	Scrum	Start Half	Tap Penalty	Turnover
Argentina	55	9	0	16	0	6	1	3	20	37	5	0	16	0	4	0	2	10
Australia	33	4	2	15	1	4	0	2	5	46	8	0	17	0	5	0	2	14
England	36	5	0	18	0	3	1	2	7	33	6	2	12	0	3	0	1	9
Fiji	32	2	1	10	0	9	0	2	8	21	1	1	11	1	4	0	0	3
France	40	9	1	9	0	8	0	2	11	24	1	0	16	0	4	1	0	2
Ireland	23	0	0	16	0	2	1	1	3	11	0	0	6	0	2	0	1	2
Italy	25	2	0	9	0	4	0	1	9	13	2	0	4	1	1	0	1	4
Japan	39	6	0	14	0	3	0	4	12	32	8	0	12	0	3	0	1	8
New Zealand	56	9	2	22	0	6	0	2	15	43	7	0	16	0	5	0	3	12
Scotland	58	8	0	27	1	5	0	2	15	29	4	0	14	0	4	0	1	6
South Africa	50	4	0	20	1	8	0	2	15	16	0	1	5	0	4	0	2	4
Wales	24	2	0	15	0	1	0	3	3	21	1	0	6	0	4	1	5	4
Total	471	60	6	191	3	59	3	26	123	375	3	5	155	3	50	3	21	91

Max & Min values are highlighted per time-frame/phase/section



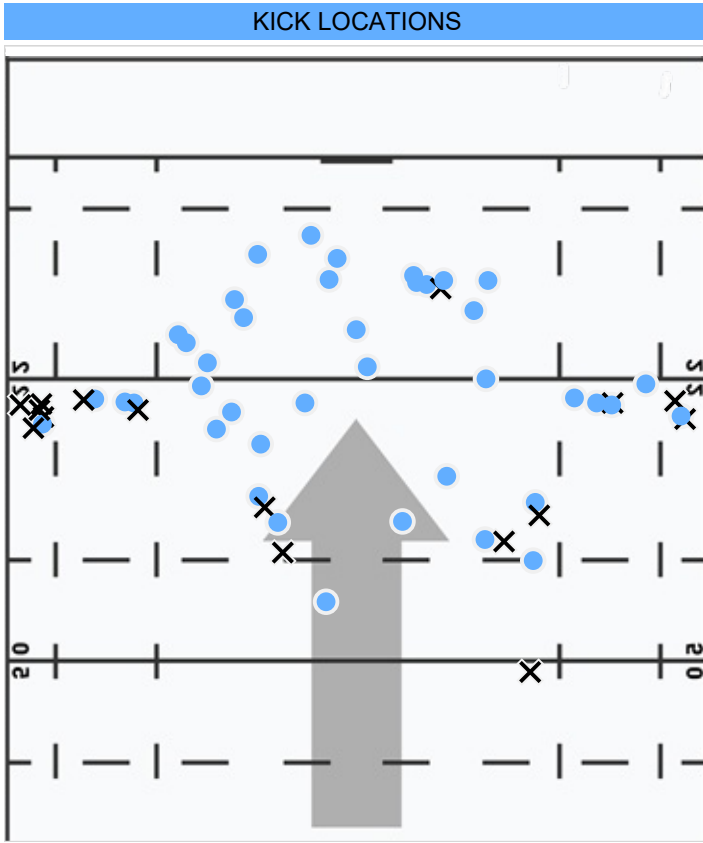
England
Rugby

TEAM ANALYSIS

ENGLAND - 2024 INTERNATIONALS

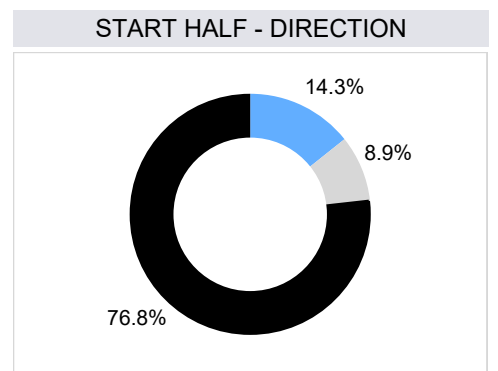
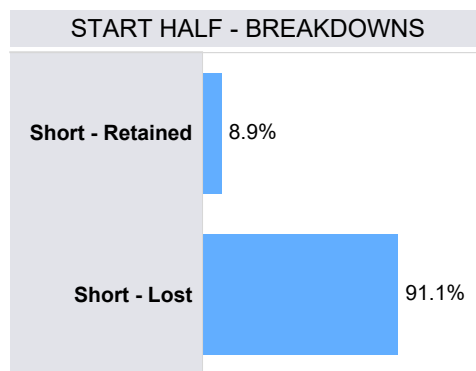
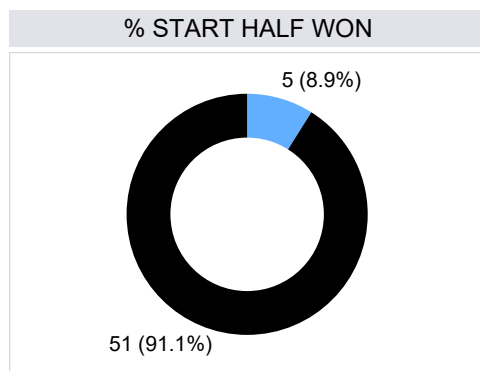
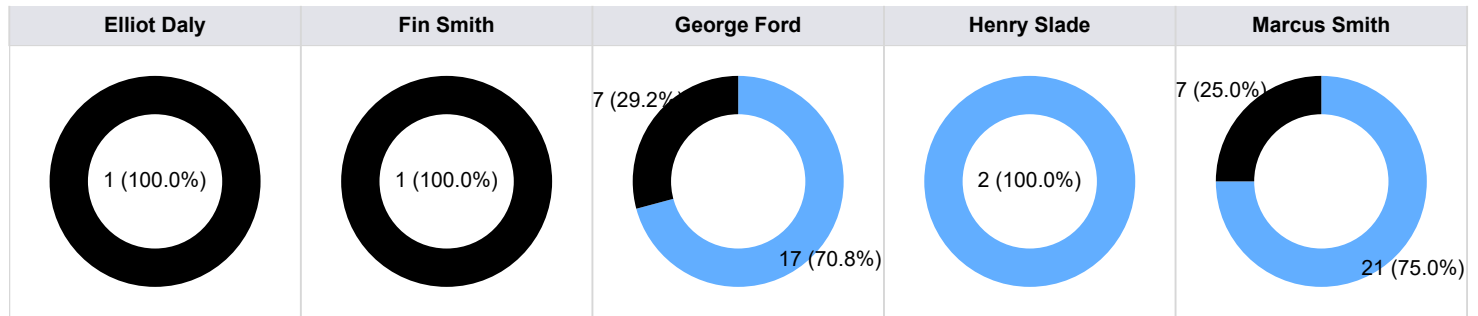
KICKING

ENGLAND - 2024 INTERNATIONALS



LAST 20 KICKS AT GOAL				
Opponent	Min	Player	Pts Gained	
Australia	6	Marcus Smith	-1.16	Conv Missed
	13	Marcus Smith	0.08	Conv Made
	20	Marcus Smith	0.79	Pen Made
	31	Marcus Smith	0.39	Pen Made
	58	Marcus Smith	-1.23	Conv Missed
New Zealand	69	Marcus Smith	0.79	Conv Made
	80	Marcus Smith	0.21	Conv Made
	5	Marcus Smith	0.10	Pen Made
	13	Marcus Smith	0.33	Pen Made
	31	Marcus Smith	0.48	Pen Made
	37	Marcus Smith	0.59	Pen Made
New Zealand	45	Marcus Smith	0.11	Conv Made
	60	Marcus Smith	0.59	Pen Made
	79	George Ford	-2.13	Pen Missed
	15	Marcus Smith	0.06	Conv Made
New Zealand	43	Marcus Smith	0.63	Conv Made
	49	Marcus Smith	0.18	Pen Made
	6	Marcus Smith	-2.32	Pen Missed
New Zealand	22	Marcus Smith	0.12	Conv Made
	44	Marcus Smith	0.43	Pen Made
Overall Points Gained			-9.90	

KICKS AT GOAL



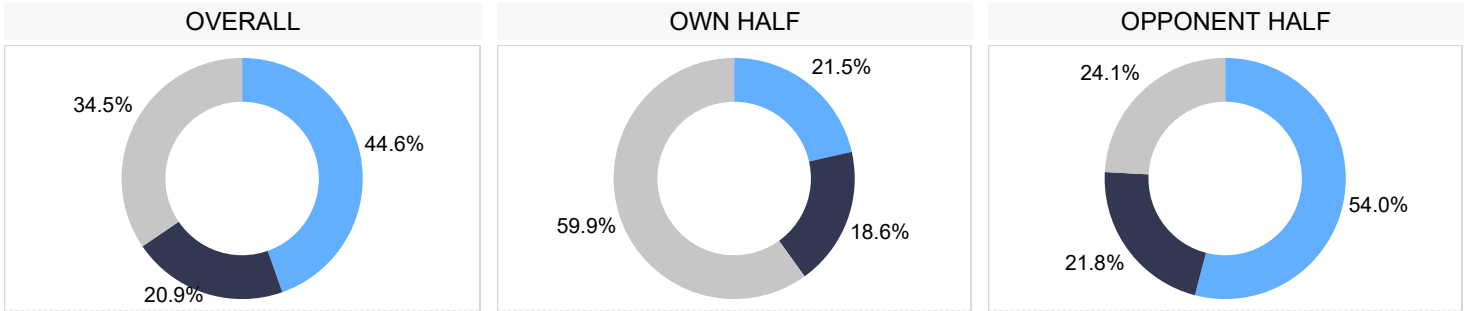
Won Lost

Right Split Left

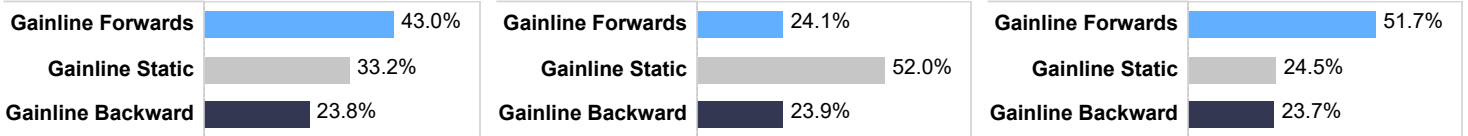
COLLISIONS

ENGLAND - 2024 INTERNATIONALS

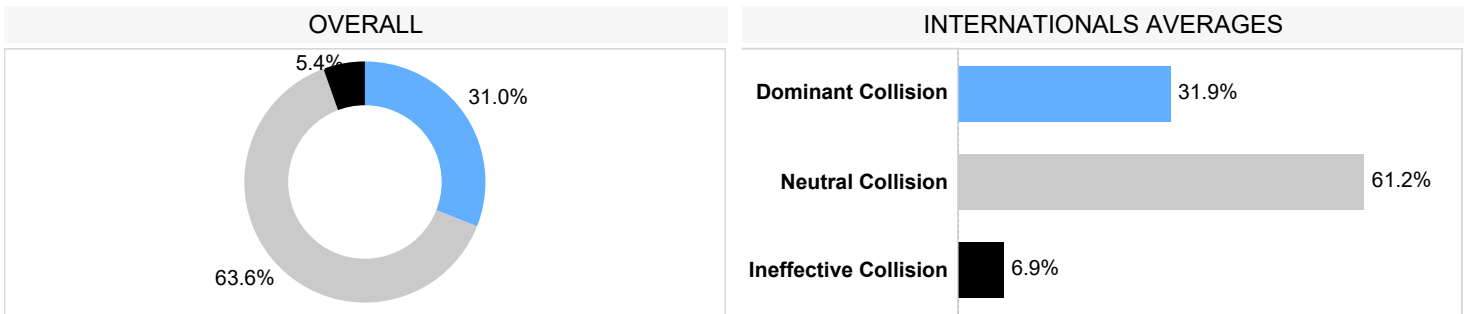
GAINLINE SUCCESS



INTERNATIONALS AVERAGES

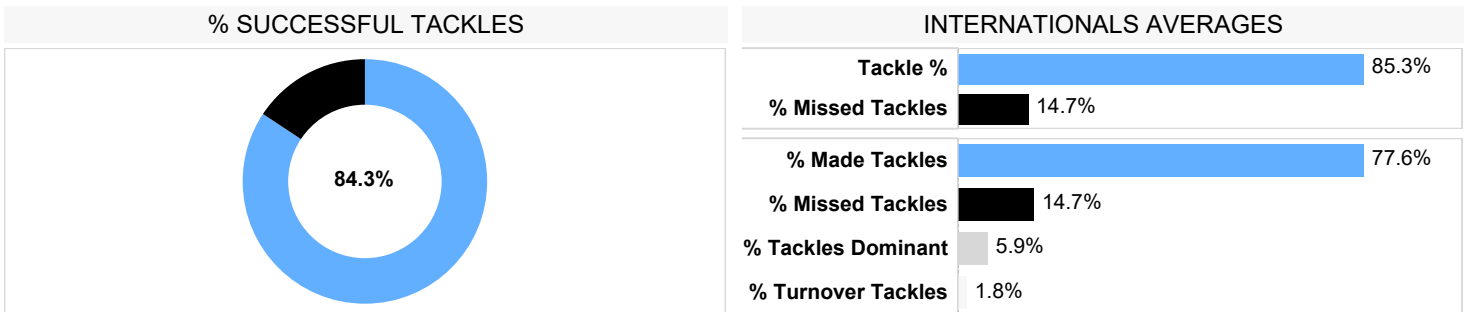


CARRIES INTO CONTACT*

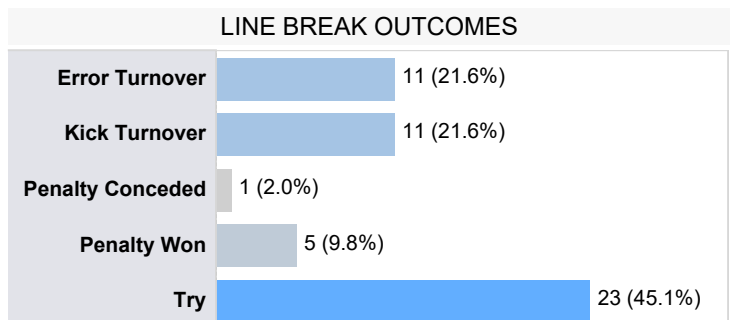


*dominance based on tackle outcome

TACKLES

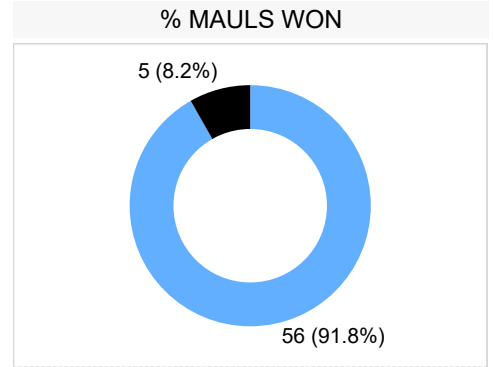
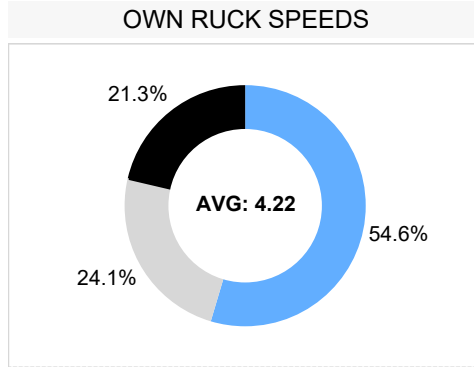
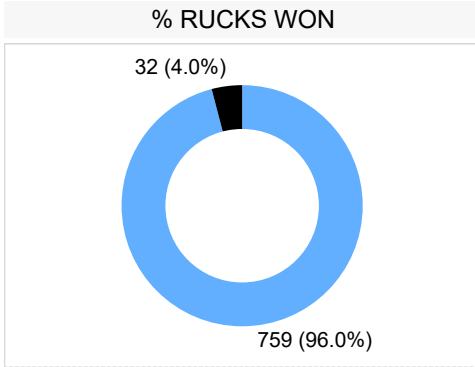


CARRIES & BREAKS	
Line Breaks	55
Line breaks / match	5.5
Defenders Beaten	213
Defenders Beaten / match	21.3
Ball Carries	992.0
Carries / Match	99.2

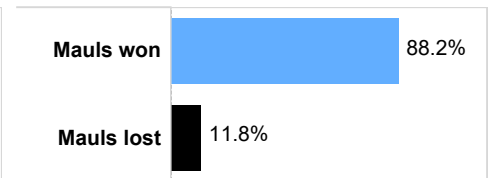
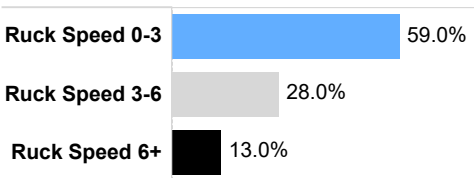
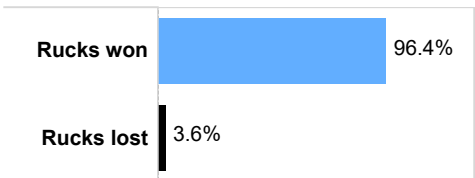


BREAKDOWN

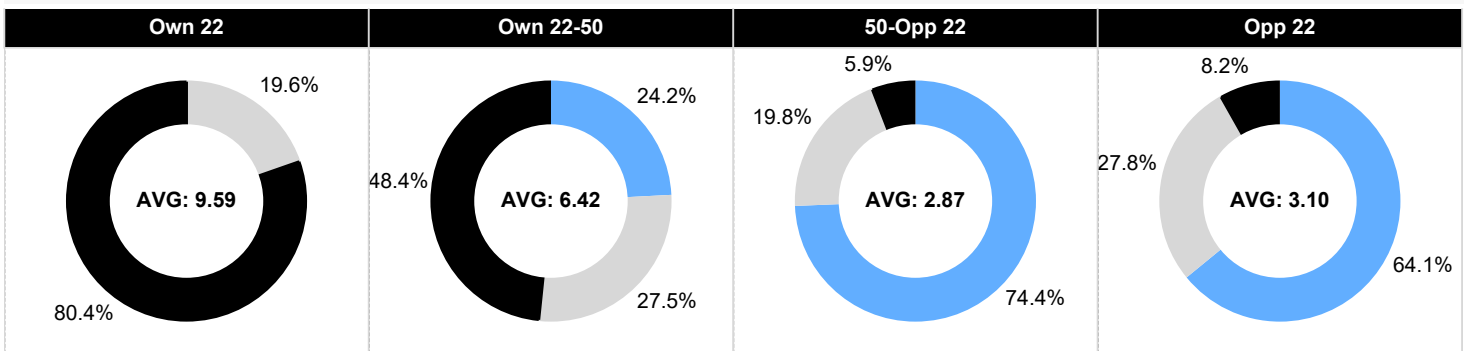
ENGLAND - 2024 INTERNATIONALS



INTERNATIONALS AVERAGES



RUCK SPEEDS - LOCATIONS



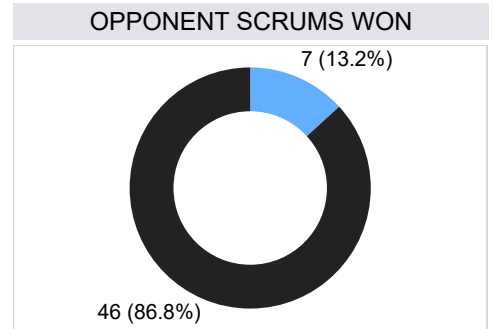
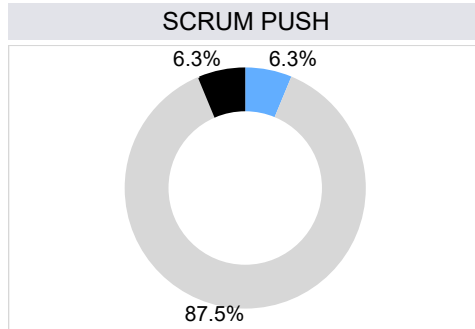
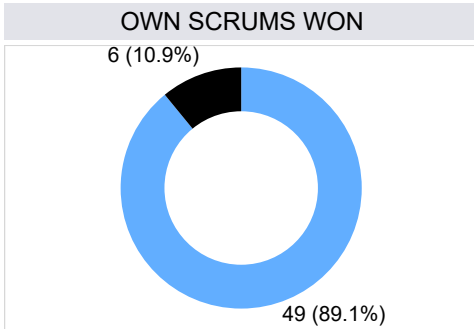
■ Ruck Speed 0-3
 ■ Ruck Speed 3-6
 ■ Ruck Speed 6+

Attacking Breakdown Arrivals			Defensive Breakdown Arrivals			Breakdown Steals		
1	Maro Itoje	249	1	Maro Itoje	118	1	Sam Underhill	6
2	Jamie George	181	2	Ben Earl	82	2	Maro Itoje	5
3	Will Stuart	131	3	Jamie George	44	3	Ollie Lawrence	2
4	George Martin	119	4	Sam Underhill	42	4	Alex Dombrandt	1
5	Sam Underhill	101	5	George Martin	34	Team Total		19

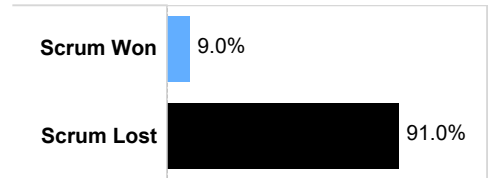
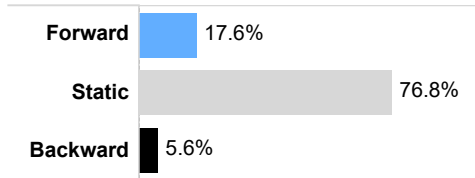
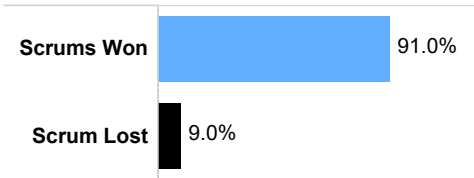
SET PIECE

ENGLAND - 2024 INTERNATIONALS

SCRUMS



INTERNATIONALS AVERAGES



OWN SCRUMS

Scrum Won	Scrum Reset Retained	Scrum Lost
49	9	6

OPPONENT SCRUMS

Scrum Won	Scrum Reset Retained	Scrum Lost
7	12	46

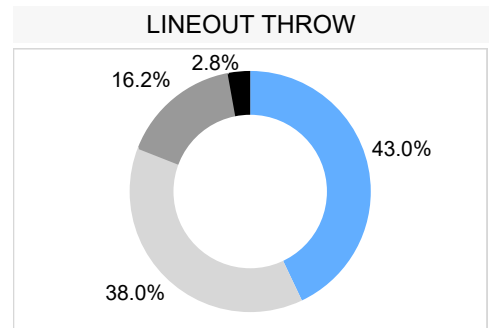
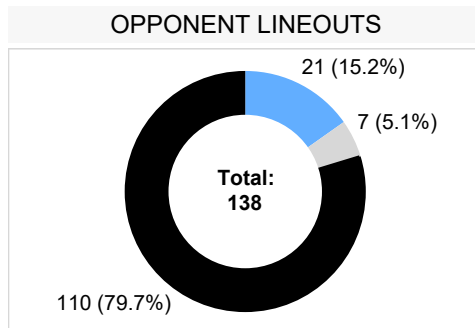
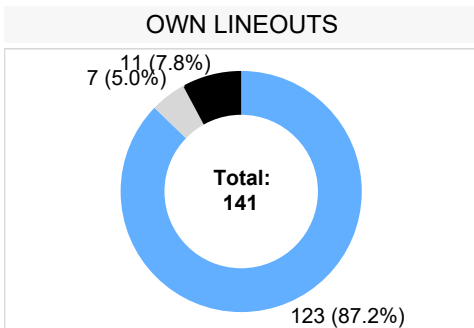
OWN SCRUMS WON

	Used	Penalty	Free Kick
Total	30	15	4
% of Total	61.2%	30.6%	8.2%

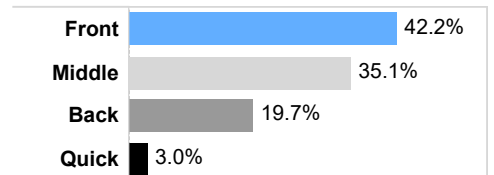
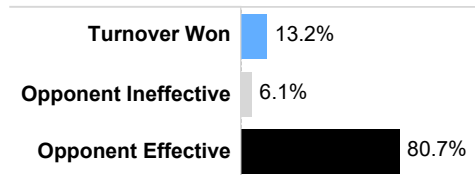
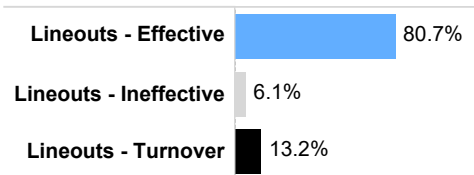
OPPONENT SCRUMS WON

	Used	Penalty	Free Kick
Total	3	3	4
% of Total	42.9%	42.9%	57.1%

LINEOUTS



INTERNATIONALS AVERAGES

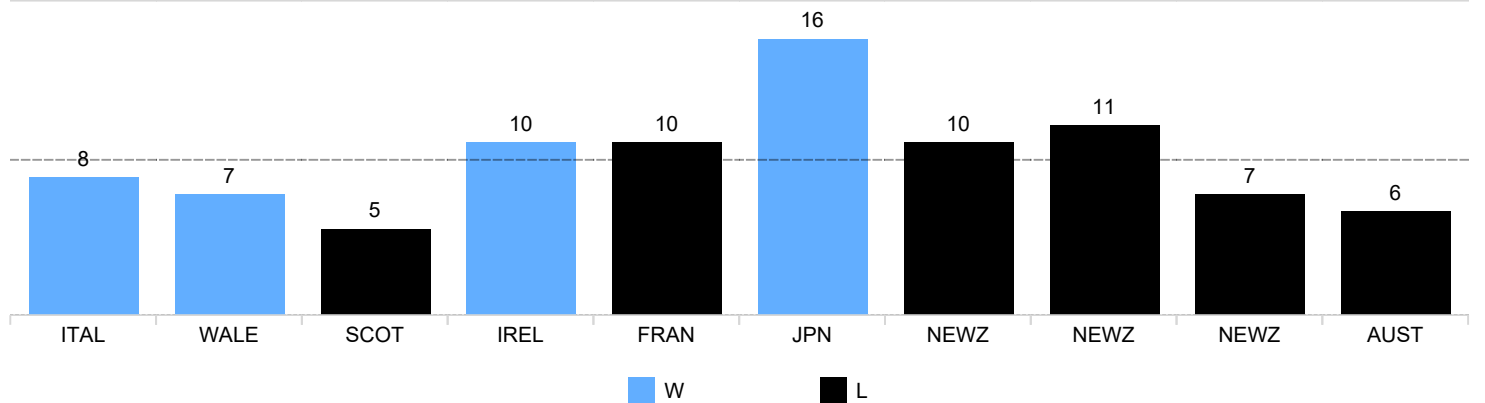


DISCIPLINE

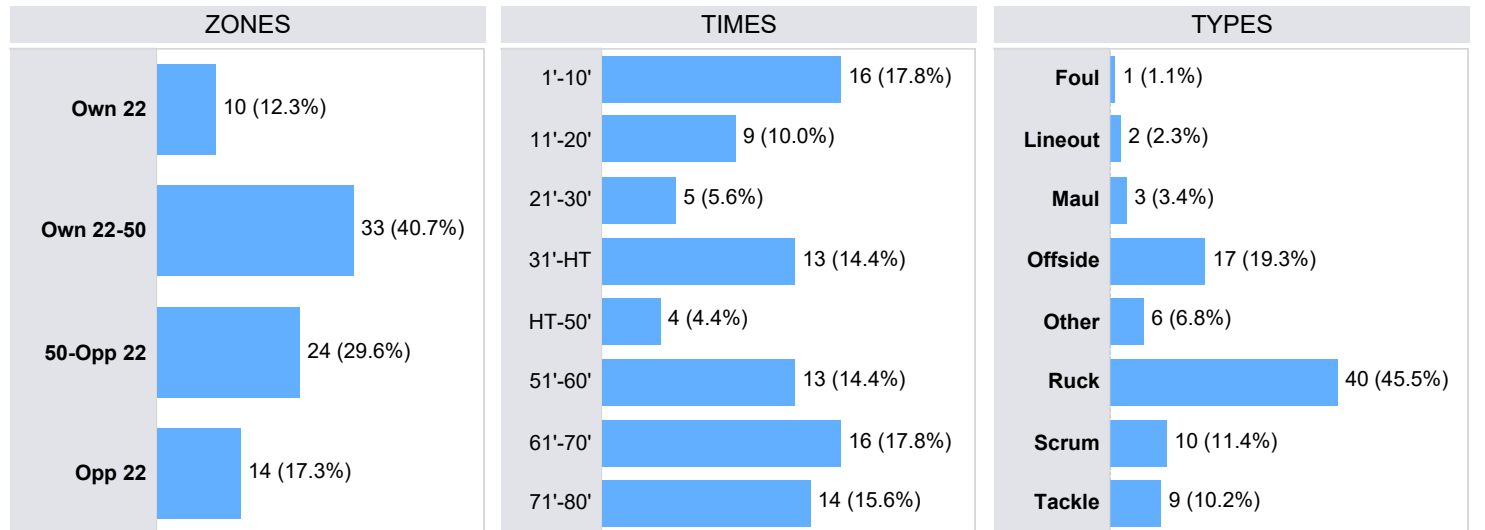
ENGLAND - 2024 INTERNATIONALS

Statistic	Team	Year Average
Total penalties conceded / match	9.0	5.3
Yellow cards / match	0.4	0.4
Red cards / match	0.1	0.0

PENALTIES CONCEDED PER MATCH



PENALTIES & INFRINGEMENTS



PLAYER STATISTICS - PER 80 AVERAGES WITH A MINIMUM 240 MINUTES PLAYED

Total penalties conceded		Penalties conceded / 80 minutes		Yellow / Red cards		
1	Ben Earl	11	1.1	1	Charlie Ewels	0 / 1
2	Maro Itoje	11	1.1	2	Elliot Daly	1 / 0
3	Will Stuart	6	1.1	3	Ethan Roots	1 / 0
4	Marcus Smith	5	1.0	4	Marcus Smith	1 / 0
5	Ollie Lawrence	5	0.9	5	Ollie Chessum	1 / 0

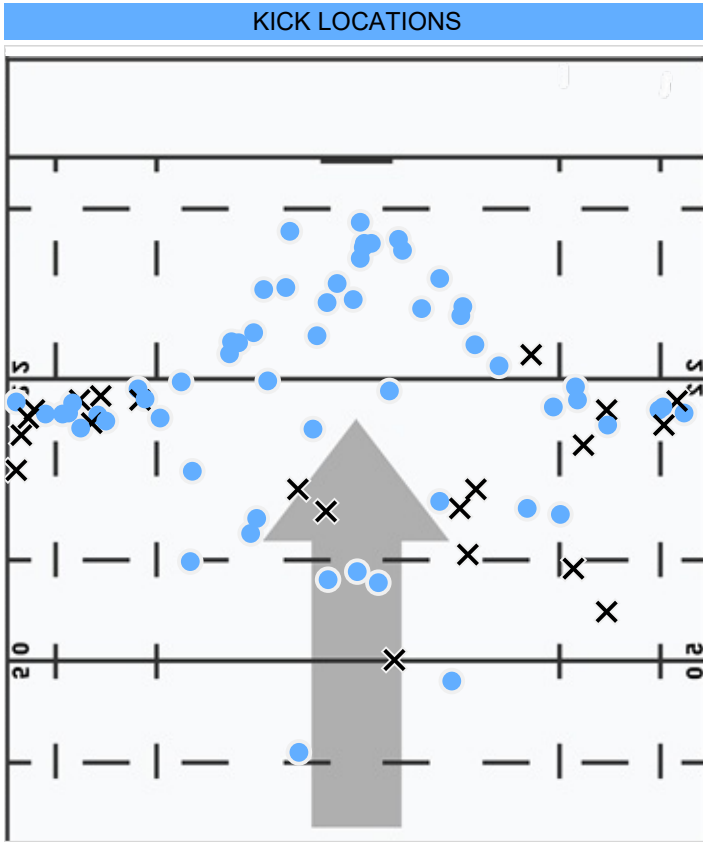


TEAM ANALYSIS

SOUTH AFRICA - 2024 INTERNATIONALS

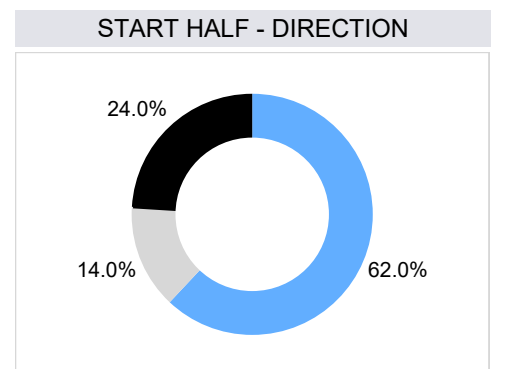
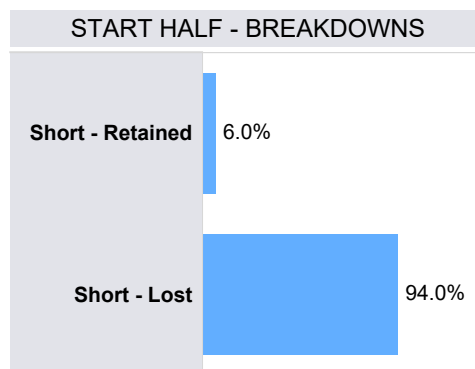
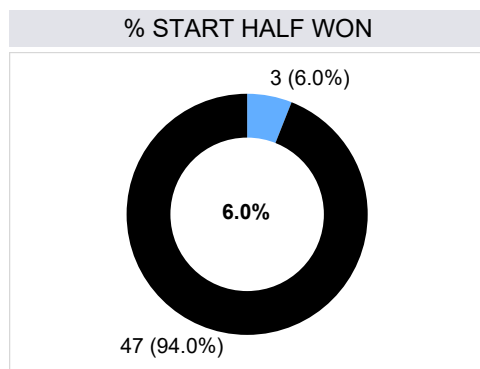
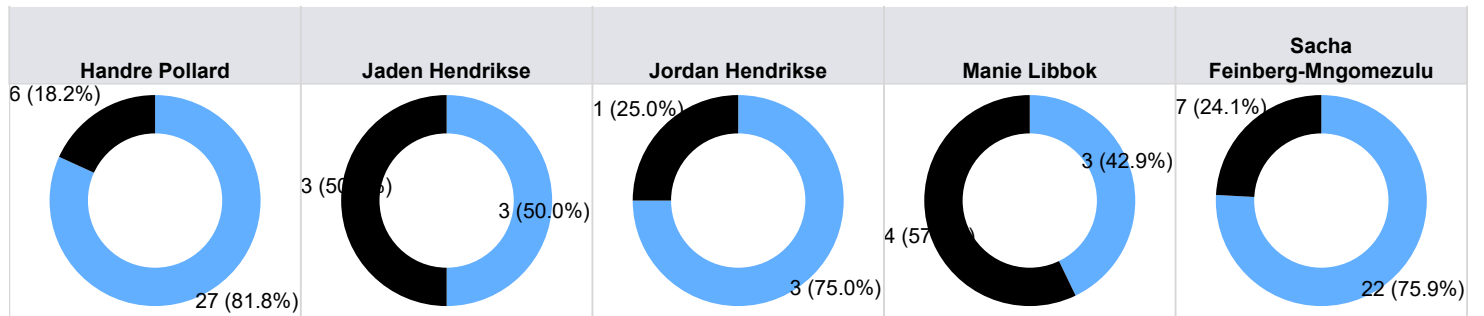
KICKING

SOUTH AFRICA - 2024 INTERNATIONALS



LAST 20 KICKS AT GOAL				
Opponent	Min	Player	Pts Gained	
Scotland	5	Handre Pollard	-1.04	Conv Missed
	31	Handre Pollard	0.36	Conv Made
	36	Handre Pollard	0.76	Conv Made
	65	Handre Pollard	0.95	Pen Made
	74	Handre Pollard	0.03	Pen Made
	81	Handre Pollard	0.61	Conv Made
Argentina	8	Jaden Hendrikse	0.05	Conv Made
	15	Jaden Hendrikse	1.21	Conv Made
	22	Jaden Hendrikse	0.08	Pen Made
	34	Jaden Hendrikse	-1.02	Conv Missed
	39	Jaden Hendrikse	-0.69	Conv Missed
	46	Jaden Hendrikse	-2.40	Pen Missed
	70	Handre Pollard	0.43	Conv Made
	74	Handre Pollard	0.62	Conv Made
Argentina	5	Handre Pollard	0.11	Conv Made
	9	Handre Pollard	0.03	Conv Made
	13	Handre Pollard	0.21	Pen Made
	40	Handre Pollard	-0.88	Conv Missed
	44	Handre Pollard	0.11	Pen Made
Overall Points Gained			-8.82	

KICKS AT GOAL



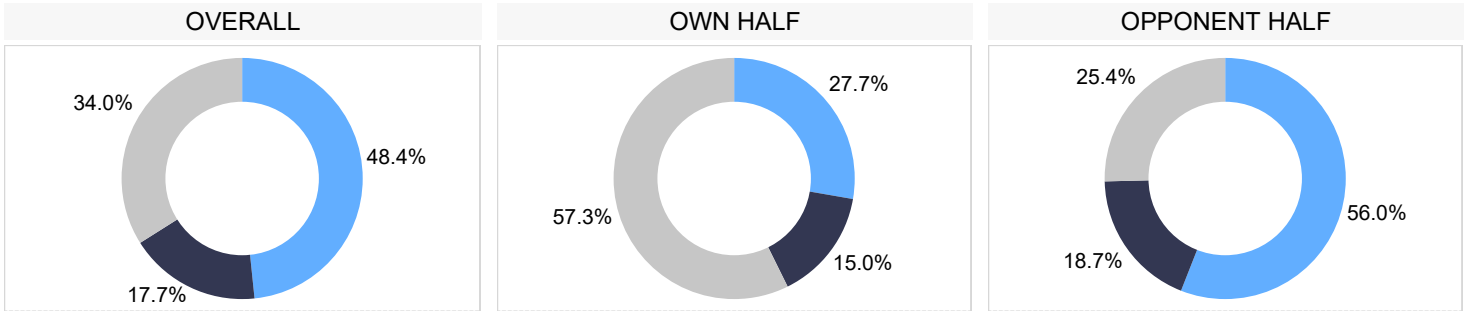
Won Lost

Right Split Left

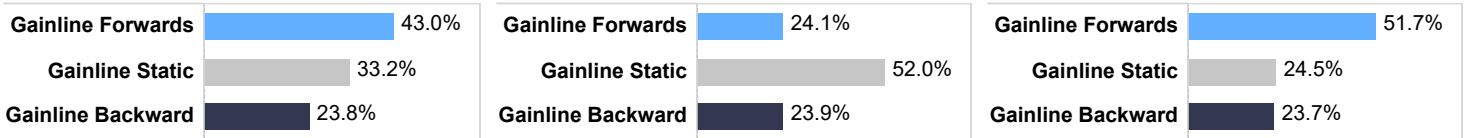
COLLISIONS

SOUTH AFRICA - 2024 INTERNATIONALS

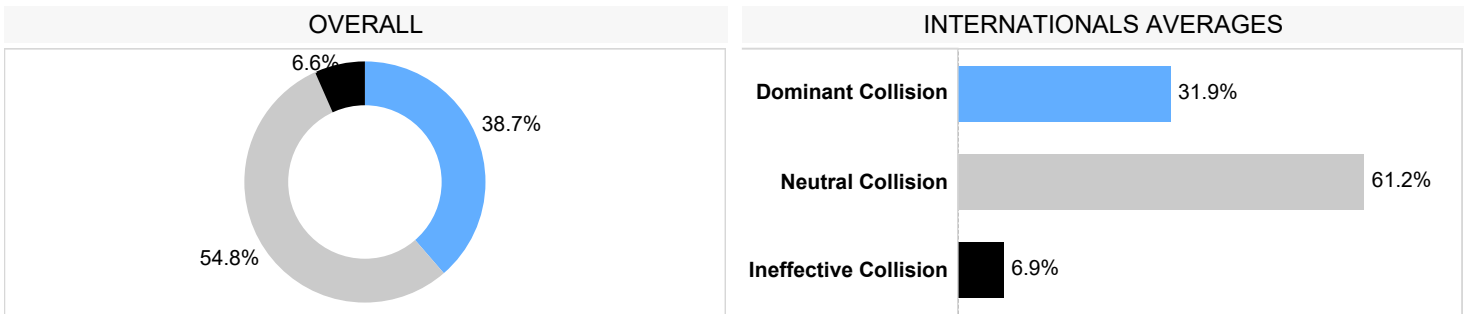
GAINLINE SUCCESS



CHAMPIONSHIP AVERAGES

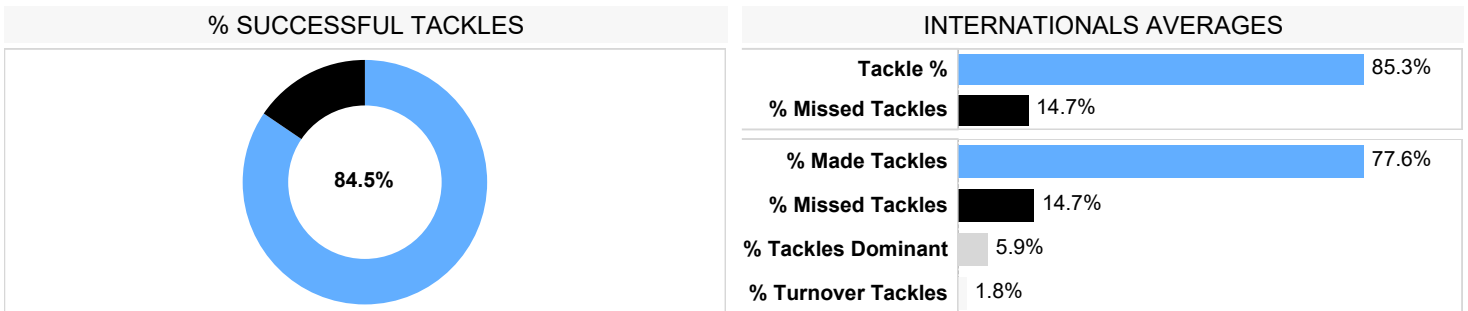


CARRIES INTO CONTACT*

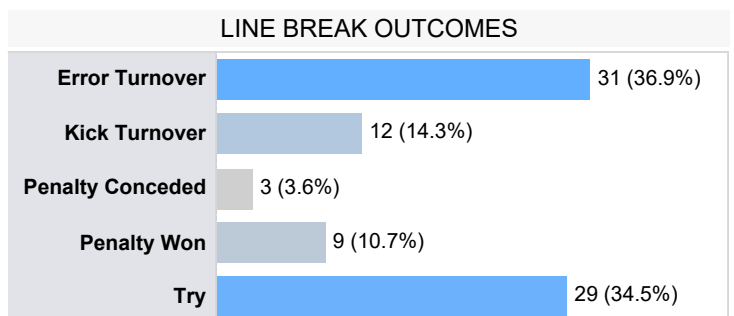


*dominance based on tackle outcome

TACKLES

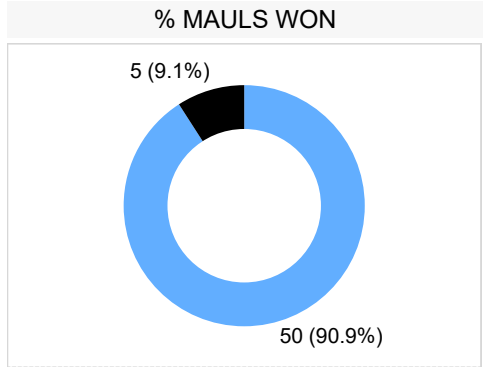
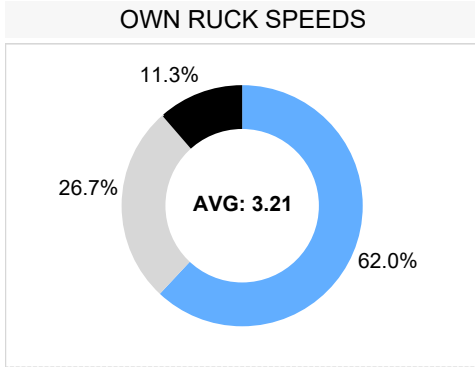
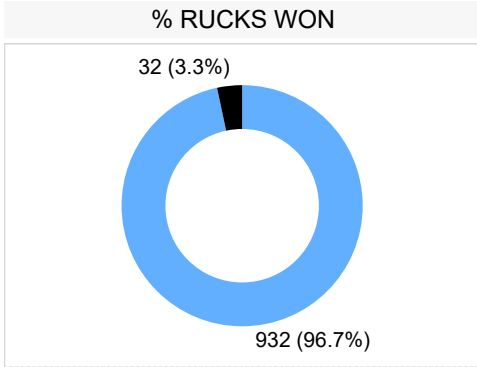


CARRIES & BREAKS	
Line Breaks	87
Line breaks / match	7.9
Defenders Beaten	251
Defenders Beaten / match	22.8
Ball Carries	1,306
Carries / Match	118.7

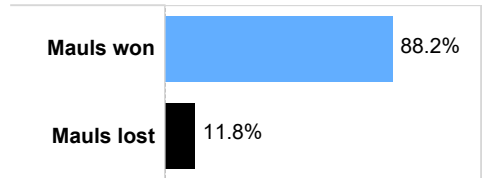
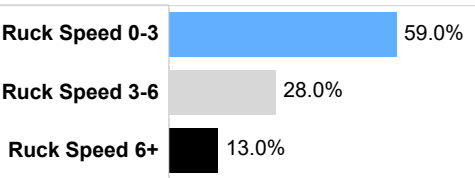
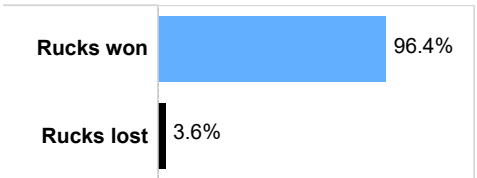


BREAKDOWN

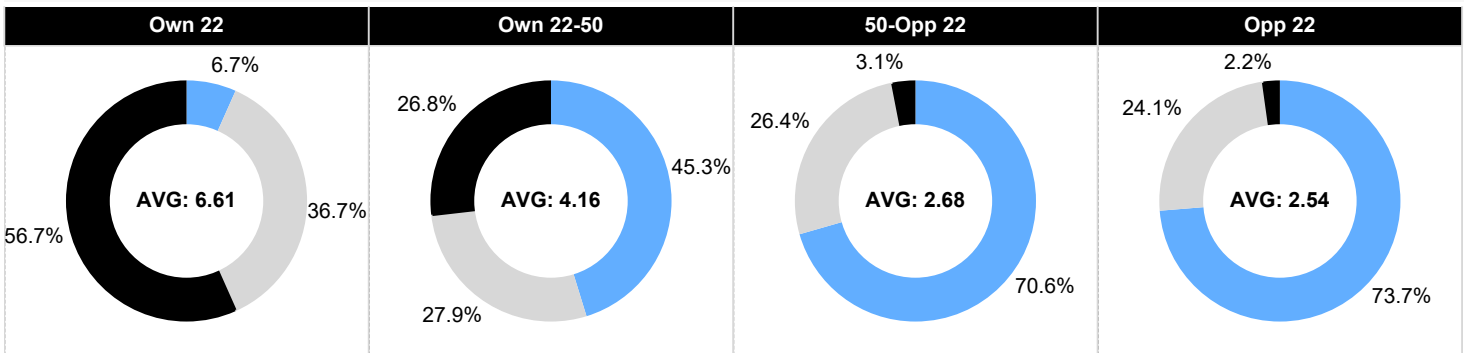
SOUTH AFRICA - 2024 INTERNATIONALS



INTERNATIONALS AVERAGES



RUCK SPEEDS - LOCATIONS



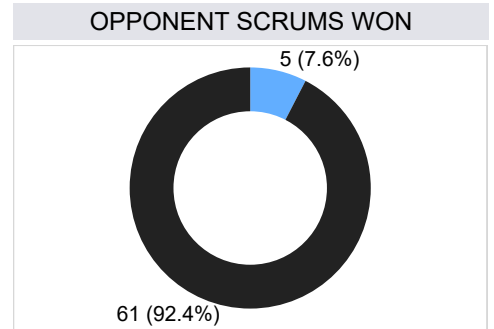
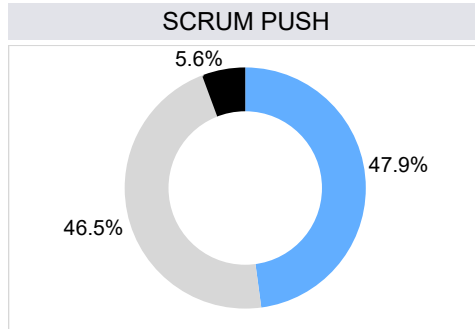
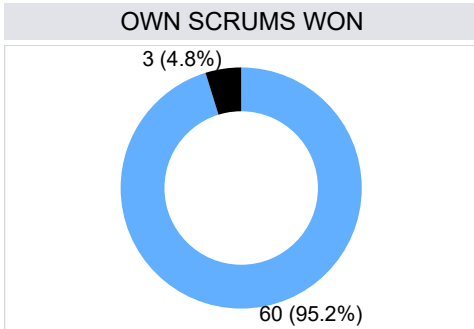
■ Ruck Speed 0-3
 ■ Ruck Speed 3-6
 ■ Ruck Speed 6+

Attacking Breakdown Arrivals		Defensive Breakdown Arrivals		Breakdown Steals				
1	Ruan Nortje	134	1	Kwagga Smith	42	1	Damian de Allende	4
2	Ox Nche	118	2	Malcolm Marx	37	2	Jasper Wiese	2
3	Frans Malherbe	106	3	Pieter-Steph du Toit	36	3	Johan Grobbelaar	2
4	Malcolm Marx	103	4	Siya Kolisi	35	4	Makazole Mapimpi	2
5	Pieter-Steph du Toit	98	5	Damian de Allende	27	Team Total		27

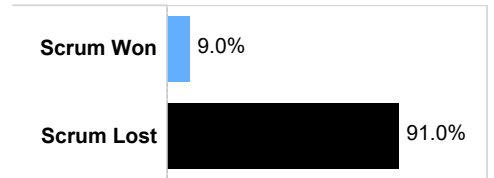
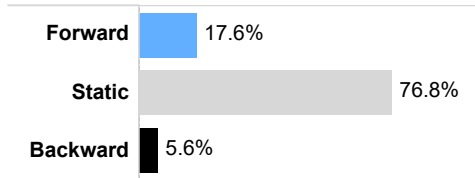
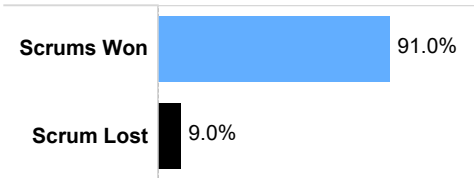
SET PIECE

SOUTH AFRICA - 2024 INTERNATIONALS

SCRUMS



INTERNATIONALS AVERAGES



OWN SCRUMS

Scrum Won	Scrum Reset Retained	Scrum Lost
60	8	3

OPPONENT SCRUMS

Scrum Won	Scrum Reset Retain..	Scrum Lost
5	6	61

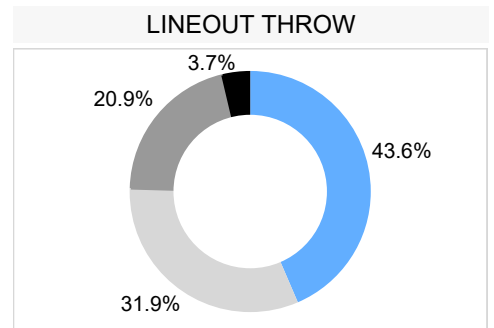
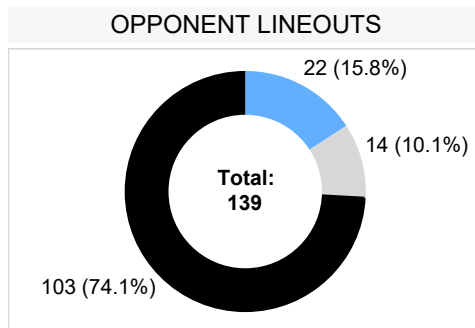
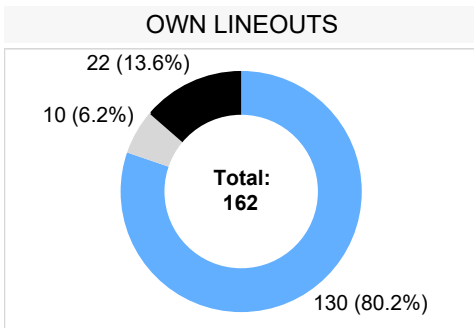
OWN SCRUMS WON

	Used	Penalty	Free Kick
Total	30	27	3
% of Total	50.0%	45.0%	5.0%

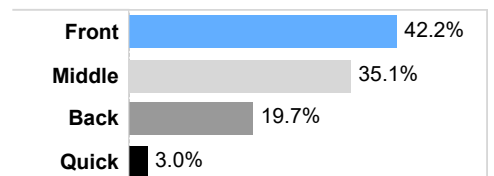
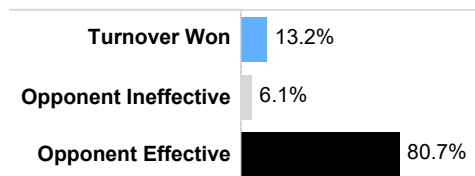
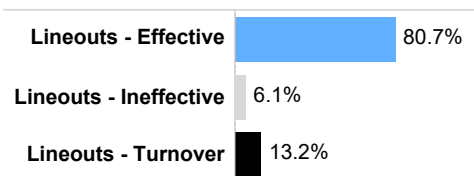
OPPONENT SCRUMS WON

	Used	Penalty	Free Kick
Total	3	2	
% of Total	60.0%	40.0%	

LINEOUTS



INTERNATIONALS AVERAGES

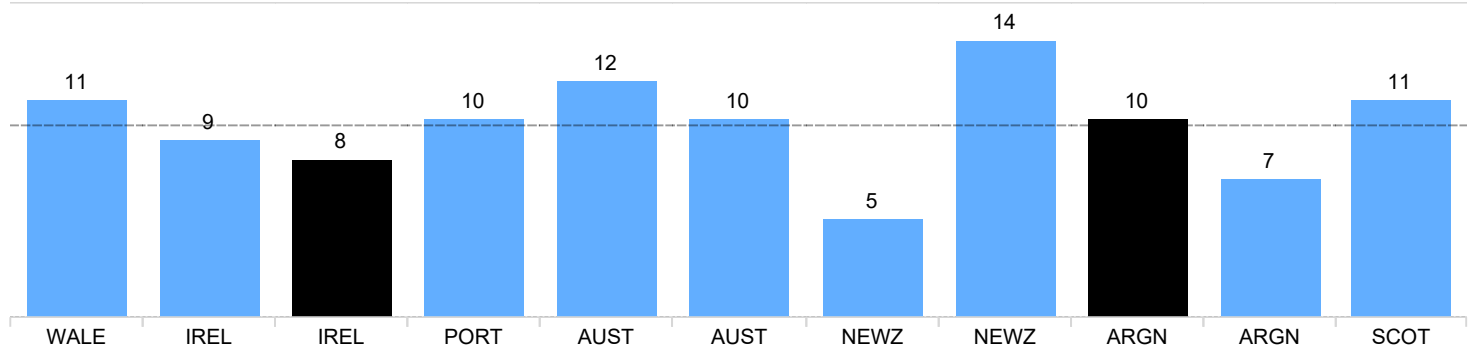


DISCIPLINE

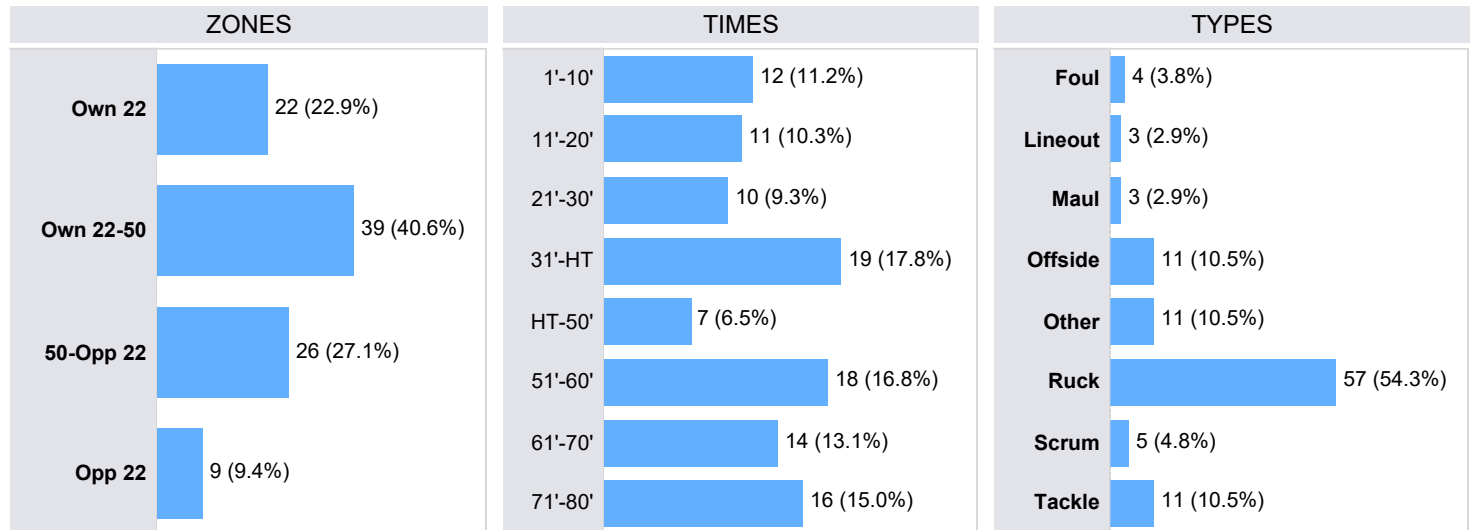
SOUTH AFRICA - 2024 INTERNATIONALS

Statistic	Team	Year Average
Total penalties conceded / match	9.7	5.3
Yellow cards / match	1.1	0.4
Red cards / match	0.1	0.0

PENALTIES CONCEDED PER MATCH



PENALTIES & INFRINGEMENTS



PLAYER STATISTICS - PER 80 AVERAGES WITH A MINIMUM 240 MINUTES PLAYED

Total penalties conceded		Penalties conceded / 80 minutes		Yellow / Red cards	
1	Eben Etzebeth 9	1	Kwagga Smith 1.3	1	Kurt-Lee Arendse 3 / 0
2	Kwagga Smith 7	2	Jasper Wiese 1.3	2	Aphelele Fassi 2 / 0
3	Pieter-Steph du Toit 6	3	Vincent Koch 1.2	3	Andre Esterhuizen 0 / 1
4	Cheslin Kolbe 5	4	Eben Etzebeth 1.2	4	Jasper Wiese 1 / 0
5	Kurt-Lee Arendse 5	5	Marco van Staden 1.0	5	Jesse Kriel 1 / 0

PLAYER STATS
2024 INTERNATIONALS

APPEARANCE CHART - ENGLAND

2024 INTERNATIONALS

	03/02/24	10/02/24	24/02/24	09/03/24	16/03/24	22/06/24	06/07/24	13/07/24	02/11/24	09/11/24
	Italy	Wales	Scotland	Ireland	France	Japan	New Zealand	New Zealand	New Zealand	Australia
F. Baxter							s17	1	s17	s17
D. Care	s21	s21	9	s21	s21					
O. Chessum	5	5	5	6	6					
D. Cole	s18	s18	3	3	3	3	s18	s18	s18	s18
A. Coles	s19	s19					s19	s19		
L. Cowan-Dickie										s16
C. Cunningham-South	s20	s20	s20	s19		6*	6	6	6	6**
T. Curry						s20	s20	s20	7	7
B. Curry									s20	
E. Daly	11*	11	11	s23	11					
T. Dan	s16	s16	s16	s16	s16	s16	s16	s16	s16	
F. Dingwall	12	12*								
A. Dombardt				s20	s20				s21	s20
B. Earl	8	8*	8	8*	8	8*	8	8	8	8
C. Ewels						s19				
I. Feyi-Waboso	s23	u23	s23*	14		14*	14*	14*	14*	14
G. Ford	10	10	10	10	10				s23	s22
T. Freeman	14	14	14	11	14*	11	11	11*	11	11
G. Furbank			15*	15*	15	15	15		15	15
E. Genge		s17	1	1	1				1	1
J. George	2	2	2	2	2	2	2	2	2	2
N. Isiekwe									s19	s19
M. Itoje	4	4	4	4	4	4	4*	4	4	4*
O. Lawrence			12	12*	12**	12	12	12	12	13
J. Marler	1	1	s17	s17	s17	s17	1			
G. Martin			s19	5	5	5	5	5	5	5
A. Mitchell	9*	9		9	9	9*	9	9		
B. Obano	s17									
H. Randall						s21*			s22	s21
B. Rodd						1		s17		
T. Roebuck						s23				
E. Roots	6	6	6		s19					
H. Slade	13	13	13	13	13	13*	13	13	13	12
O. Sleightholme							s23	s23		s23**
M. Smith				s22	s22*	10*	10	10	10	10
F. Smith	s22	u22	s22			s22	s22	s22		
B. Spencer			s21				s21	u21	9	9
F. Steward	15	15						15		
W. Stuart	3	3	s18	s18	s18	s18	3	3	3	3
M. Tuilagi					s23					
S. Underhill	7	7	7	7	7	7*	7	7		

KEY: Number denotes position, s: substitute, u: unused replacement, *: try scored

APPEARANCE CHART - SOUTH AFRICA

2024 INTERNATIONALS

	22/06/24	06/07/24	13/07/24	20/07/24	10/08/24	17/08/24	31/08/24	07/09/24	21/09/24	28/09/24	10/11/24
	Wales	Ireland	Ireland	Portugal	Australia	Australia	New Zealand	New Zealand	Argentina	Argentina	Scotland
L. Am				13*		12		s23	12	s23	13
K. Arendse		11*	11	14*	11**		11		14	11	
P. Buthelezi				6*							
D. de Allende	s23	12	12		12		12	12		12	
F. de Klerk	9	9	9								
B. Dixon	s20			7*	7		7		7		
T. du Toit				3		3			3		3*
P. du Toit	7	7	7		5*	7	4	7		7**	s21
A. Esterhuizen	12			12							12
E. Etzebeth	4	4	4		4	s19	s19	4	s19	4	4
A. Fassi	15			15		15*	15		15*	15**	
S. Feinberg-Mngomezulu	s22	s23	s23	s22	10	10	10	s22			
J. Grobbelaar				2		2					
J. Hendrikse								s21	s22	9	9
J. Hendrikse	10										
Q. Horn				s23*							
V. Koch	3	s18	s18		s18	s18	s18	s18	s18	s18	s18
C. Kolbe		14*	14		14	14	14	11		14*	
S. Kolisi		6	6		6*		6	6*		6	s20
J. Kriel	13*	13	13		13	13	13	13	13*	13*	
W. Le Roux		15	15		15			15			15
M. Libbok				10		s22			s23	10	
E. Louw				s20	8	8	s20	s20	s20	s19	7
F. Malherbe	s18	3	3		3		3	3		3	
M. Mapimpi	11*			11***		11			11		11**
M. Marx	2	s16	s16		s16	s16**	s16	s16*	2	s16*	s16
B. Mbonambi	s16*	2	2		2		2*	2		2	2
N. Mchunu	s17			s17							
S. Moerat	s19	s19	s19	4	s19	4			4		
C. Moodie								14			14
F. Mostert	5	5	5								5
O. Nche	1	1	1		1	s17	1	1	1	1	1
R. Nortje						5	5	5	5	5	
T. Nyakane				s18							
H. Pollard		10	10		s23	s23	s23	10	10	s22	10
C. Reinach				9	9		9		9*	s21	
E. Roos	8			8							
K. Smith	6	8	8		s21*	s20	s21*	s19	s21	s20	8
R. Snyman		s20	s20	5							s19
G. Steenekamp		s17	s17		s17		s17	s17	s17	s17	s17
M. van den Berg				s21		9					
E. van der Merwe	14*										
M. van Staden		s21	s21		s20	6*			6		6
A. Venter				s16*							
R. Venter				s19							
J. Wessels				1*		1			s16		
J. Wiese							8	8	8	8	s22*
G. Williams	s21	s22	s22		s22	s21	s22*	9			s23

KEY: Number denotes position, s: substitute, u: unused replacement, *: try scored

PLAYER DATA - ENGLAND

2024 INTERNATIONALS

	Games	Starts	Minutes Played	Points	Tries	Ball Carries	Carry Metres	Line Breaks	Defenders Beaten	Passes	Offloads	Turnover Con	Successful Tackles	Missed Tackles	Dominant Tackles	Penalties Conceded	Kicks	Kicking Metres	Lineout Takes	Lineout Steals
F. Baxter	4	1	177	0	0	16	80	0	1	4	1	0	43	2	3	2	0	0	0	0
D. Care	5	1	105	0	0	2	2	0	0	80	0	5	4	3	0	0	17	294	0	0
O. Chessum	5	5	331	0	0	21	105	0	2	18	0	3	42	11	8	4	1	31	18	3
D. Cole	10	4	366	0	0	5	13	0	0	2	0	0	53	2	1	4	0	0	1	0
A. Coles	4	0	62	0	0	1	5	0	0	4	0	0	17	2	1	1	0	0	4	0
L. Cowan-Dickie	1	0	29	0	0	6	16	0	2	1	0	0	5	1	0	1	0	0	0	0
C. Cunningham-South	9	5	386	15	3	35	200	2	4	14	3	5	88	10	4	2	0	0	18	0
T. Curry	5	2	172	0	0	11	45	0	1	9	0	0	35	6	2	3	0	0	3	0
B. Curry	1	0	20	0	0	1	5	0	0	0	0	0	5	0	1	0	0	0	1	0
E. Daly	5	4	329	5	1	20	126	4	6	17	0	4	12	5	2	1	10	296	0	0
T. Dan	9	0	172	0	0	21	125	0	7	3	0	3	40	14	2	0	0	0	0	0
F. Dingwall	2	2	160	5	1	5	29	0	0	12	0	3	18	8	3	2	0	0	0	0
A. Dombrandt	4	0	100	0	0	11	45	0	1	2	0	2	22	2	3	0	0	0	0	0
B. Earl	10	10	800	15	3	160	856	4	37	61	3	5	136	20	3	11	1	39	2	0
C. Ewels	1	0	8	0	0	0	0	0	0	0	0	0	0	0	0	1	0	0	0	0
I. Feyi-Waboso	9	6	426	25	5	45	519	9	22	11	0	2	38	8	6	4	1	26	0	0
G. Ford	7	5	380	48	0	18	96	0	0	123	0	2	37	3	0	0	46	1,369	0	0
T. Freeman	10	10	783	10	2	58	518	8	17	25	5	13	53	14	12	1	8	203	0	0
G. Furbank	7	7	470	10	2	51	425	2	13	34	7	7	11	5	0	3	11	233	0	0
E. Genge	6	5	309	0	0	34	157	0	4	19	1	2	35	7	1	3	0	0	0	0
J. George	10	10	599	0	0	38	173	1	0	12	2	4	101	10	6	1	2	22	0	0
N. Isiekwe	2	0	23	0	0	1	7	0	0	1	0	0	5	0	0	0	0	0	2	0
M. Itoje	10	10	800	10	2	62	227	2	5	37	1	11	120	10	10	11	1	19	37	4
O. Lawrence	8	8	632	15	3	47	313	3	14	15	2	10	90	19	5	5	6	80	2	0
J. Marler	7	3	254	0	0	15	43	0	1	4	0	0	30	4	2	0	0	0	0	0
G. Martin	8	7	573	0	0	52	240	0	6	28	2	7	101	21	10	1	0	0	24	2
A. Mitchell	7	7	451	10	2	31	156	3	14	336	4	5	21	12	0	0	79	2,163	0	0
B. Obano	1	0	5	0	0	0	0	0	0	0	0	0	2	0	0	1	0	0	0	0
H. Randall	3	0	64	5	1	1	4	0	0	61	0	0	4	1	0	0	12	215	0	0
B. Rodd	2	1	55	0	0	3	7	0	0	0	0	0	9	1	1	4	0	0	0	0
T. Roebuck	1	0	20	0	0	1	32	1	2	2	1	0	1	1	0	0	0	0	0	0
E. Roots	4	3	214	0	0	17	96	0	5	8	0	1	34	5	3	4	0	0	10	0
H. Slade	10	10	747	9	1	40	264	4	4	51	2	12	57	22	4	1	20	590	0	0
O. Sleightholme	3	0	60	10	2	7	115	4	2	2	0	3	6	2	1	0	1	0	1	0
M. Smith	7	5	428	64	2	49	497	4	23	83	4	3	37	9	0	5	36	1,074	1	0
F. Smith	6	0	81	0	0	6	21	0	2	23	0	1	10	3	0	0	9	308	0	0
B. Spencer	5	2	180	0	0	7	39	2	2	144	2	5	7	2	0	1	32	650	0	0
F. Steward	3	3	230	0	0	33	258	1	10	4	1	4	5	3	0	0	7	312	1	0
W. Stuart	10	6	434	0	0	32	140	0	3	2	0	2	55	4	2	6	0	0	0	0
M. Tuilagi	1	0	20	0	0	1	5	0	0	0	0	0	1	1	0	0	0	0	0	0
S. Underhill	8	8	498	5	1	28	147	1	3	16	3	5	66	18	6	4	0	0	2	0

PLAYER DATA - SOUTH AFRICA

2024 INTERNATIONALS

	Games	Starts	Minutes Played	Points	Tries	Ball Carries	Carry Metres	Line Breaks	Defenders Beaten	Passes	Offloads	Turnover Con	Successful Tackles	Missed Tackles	Dominant Tackles	Penalties Conceded	Kicks	Kicking Metres	Lineout Takes	Lineout Steals
L. Am	6	4	369	5	1	33	294	3	9	26	4	5	27	4	0	1	5	158	1	0
K. Arendse	7	7	502	20	4	42	492	13	14	11	2	6	20	8	4	5	3	88	1	0
P. Buthelezi	1	1	58	5	1	6	39	0	1	1	0	0	4	2	1	0	0	0	0	0
D. de Allende	7	6	463	0	0	50	327	3	17	56	4	6	42	6	4	3	1	0	0	0
F. de Klerk	3	3	155	0	0	18	35	0	0	140	1	5	7	1	2	0	18	295	0	0
B. Dixon	5	4	271	5	1	28	131	0	2	22	6	3	38	2	5	2	0	0	7	0
T. du Toit	4	4	201	5	1	15	86	1	4	3	0	0	25	2	4	3	0	0	0	1
P. du Toit	9	8	675	15	3	90	568	4	10	50	3	6	105	14	8	6	0	0	19	4
A. Esterhuizen	3	3	140	0	0	14	125	1	3	11	0	0	15	1	0	1	0	0	0	0
E. Etzebeth	10	7	623	0	0	61	319	0	10	54	5	6	69	14	7	9	0	0	34	4
A. Fassi	6	6	437	20	4	49	511	6	7	41	3	10	13	1	1	4	29	787	2	0
S. Feinberg-Mngomez..	8	3	384	52	0	33	365	3	21	38	3	7	39	8	3	1	50	1,485	2	0
J. Grobbelaar	2	2	102	0	0	8	39	0	0	4	1	0	6	2	0	2	0	0	0	0
J. Hendrikse	4	2	171	7	0	6	28	0	0	164	1	6	14	3	0	0	13	284	0	0
J. Hendrikse	1	1	59	7	0	5	43	0	1	12	0	2	6	0	0	0	2	63	0	0
Q. Horn	1	0	17	5	1	2	33	1	1	0	0	0	1	0	0	1	0	0	1	0
V. Koch	10	1	332	0	0	32	120	0	0	9	0	1	34	2	4	5	1	7	0	0
C. Kolbe	7	7	560	10	2	45	436	7	29	20	4	9	23	10	1	5	10	324	1	0
S. Kolisi	7	6	367	10	2	40	244	0	8	27	3	4	40	4	6	2	1	7	0	0
J. Kriel	9	9	718	15	3	69	678	13	13	28	4	7	53	14	5	3	3	85	0	0
W. Le Roux	5	5	311	0	0	26	208	1	0	69	1	3	4	5	0	1	20	492	0	0
M. Libbok	4	2	153	7	0	22	187	1	5	52	0	3	6	2	0	0	18	389	0	0
E. Louw	8	3	310	0	0	54	363	1	9	8	0	2	45	3	3	3	0	0	4	0
F. Malherbe	7	6	325	0	0	13	50	0	0	3	0	0	40	7	4	0	0	0	0	0
M. Mapimpi	5	5	390	30	6	38	491	11	11	12	1	5	13	11	2	2	4	63	1	0
M. Marx	10	2	398	20	4	40	222	2	7	16	2	1	45	4	4	2	0	0	0	0
B. Mbonambi	8	7	342	10	2	16	75	0	1	10	1	3	30	5	0	3	0	0	0	0
N. Mchunu	2	0	38	0	0	4	19	0	0	1	0	1	2	0	1	0	0	0	0	0
S. Moerat	7	3	231	0	0	21	77	0	0	29	0	1	30	5	1	1	0	0	6	0
C. Moodie	2	2	125	0	0	14	158	1	5	5	0	1	10	5	1	1	1	37	0	0
F. Mostert	4	4	188	0	0	12	50	0	1	10	0	2	34	2	2	3	0	0	12	1
O. Nche	10	9	524	0	0	46	184	1	6	27	3	3	63	11	9	4	0	0	1	0
R. Nortje	5	5	369	0	0	26	121	1	2	30	1	3	52	12	3	3	1	0	32	2
T. Nyakane	1	0	22	0	0	1	2	0	0	1	0	0	1	1	0	0	0	0	0	0
H. Pollard	9	5	414	69	0	27	194	2	5	83	1	5	36	16	3	2	44	1,031	1	0
C. Reinach	5	4	218	5	1	27	107	3	5	203	5	5	8	5	0	0	20	371	0	0
E. Roos	2	2	101	0	0	25	189	2	4	4	0	3	7	0	3	2	1	0	1	0
K. Smith	10	4	444	10	2	65	360	2	13	21	3	7	34	3	1	7	1	14	1	1
R. Snyman	4	1	222	0	0	30	126	1	2	23	11	2	24	1	3	3	0	0	10	0
G. Steenekamp	8	0	220	0	0	18	92	0	1	1	0	0	32	7	3	3	0	0	1	0
M. van den Berg	2	1	85	0	0	7	17	0	1	64	0	1	8	2	0	1	6	111	0	0
E. van der Merwe	1	1	80	5	1	4	83	2	4	2	0	0	4	0	1	0	1	35	0	0
M. van Staden	6	3	247	5	1	23	136	0	2	5	0	5	33	4	3	3	0	0	0	0
A. Venter	1	0	22	5	1	5	27	0	0	0	0	0	3	1	0	1	0	0	0	0
R. Venter	1	0	22	0	0	8	43	0	2	2	1	0	3	1	1	0	0	0	0	0
J. Wessels	3	2	109	5	1	14	73	0	2	5	0	0	6	0	0	2	0	0	0	0
J. Wiese	5	4	254	5	1	58	361	1	10	10	1	2	28	6	2	4	0	0	1	0
G. Williams	8	1	251	5	1	16	45	0	3	189	1	2	18	3	0	3	32	689	0	0

PLAYER RANKINGS

2024 INTERNATIONALS

PLAYER RANKINGS - POINTS

2024 INTERNATIONALS

POINTS

		Games	Points	Minutes	Pens	Conv	Drop Goals	Tries	
1	D. McKenzie	New Zealand	12	131	809	22	30	0	1
2	T. Alborno	Argentina	10	83	531	6	25	0	3
3	J. Crowley	Ireland	8	79	596	14	16	0	1
4	S. Lee	Japan	7	76	461	8	21	0	2
5	T. Ramos	France	6	75	480	13	18	0	0
6	F. Russell	Scotland	6	70	480	16	11	0	0
7	H. Pollard	South Africa	9	69	414	15	12	0	0
7	N. Lolesio	Australia	9	69	582	15	12	0	0
9	C. Muntz	Fiji	7	67	499	10	16	0	1
10	M. Smith	England	7	64	428	9	12	1	2

GOAL KICKING (MADE)

		Games	Minutes	Goals	Misses	Pens	Pens Missed	Conv	Conv Missed	Goal Kicking ..	
1	D. McKenzie	New Zealand	12	809	52	16	22	6	30	10	76.5%
2	T. Ramos	France	6	480	31	5	13	2	18	3	86.1%
2	T. Alborno	Argentina	10	531	31	11	6	2	25	9	73.8%
4	J. Crowley	Ireland	8	596	30	10	14	3	16	7	75.0%
5	S. Lee	Japan	7	461	29	1	8	1	21	0	96.7%
6	H. Pollard	South Africa	9	414	27	6	15	3	12	3	81.8%
6	F. Russell	Scotland	6	480	27	1	16	0	11	1	96.4%
6	N. Lolesio	Australia	9	582	27	7	15	3	12	4	79.4%
9	C. Muntz	Fiji	7	499	26	7	10	0	16	7	78.8%
10	P. Garbisi	Italy	9	693	23	8	10	4	13	4	74.2%

GOAL KICKING (%)*

		Games	Kicks	Made	Available Points	Points Scored	Expected Points	Pts Gained	Goal Kicking %	
1	Leo Berdeu	France	1	7	7	19	19	14.1	4.9	100.0%
2	Seungsin Lee	Japan	6	30	29	69	66	60.9	5.1	96.7%
3	Finn Russell	Scotland	6	28	27	72	70	61.3	8.7	96.4%
4	Ben Donaldson	Australia	5	14	13	32	30	26.2	3.8	92.9%
5	Santiago Carreras	Argentina	6	20	18	49	45	41.9	3.1	90.0%
6	Thomas Ramos	France	6	36	31	87	75	68.0	7.0	86.1%
7	Martin Page-Rele	Italy	5	7	6	21	18	5.1	12.9	85.7%
7	Ioan Lloyd	Wales	3	7	6	14	12	10.4	1.6	85.7%
7	Ben Thomas	Wales	2	7	6	18	15	12.9	2.1	85.7%
7	Beauden Barrett	New Zealand	2	7	6	14	12	10.2	1.8	85.7%

*Minimum 5 Kicks at Goal



ENGLAND



SOUTH AFRICA

PLAYER RANKINGS - TRIES

2024 INTERNATIONALS

TRIES

		Games	Minutes Played	Tries	Tries / 80	
1	D. van der Merwe	Scotland	9	718	8	0.9
2	C. Clarke	New Zealand	7	501	7	1.1
3	M. Mapimpi	South Africa	5	390	6	1.2
3	D. Riley	Japan	8	640	6	0.8
3	M. Tele'a	New Zealand	9	566	6	0.8
3	W. Jordan	New Zealand	8	556	6	0.9
7	D. Sheehan	Ireland	6	330	5	1.2
7	M. Carreras	Argentina	9	690	5	0.6
7	I. Feyi-Waboso	England	9	426	5	0.9
10	M. Ioane	Italy	8	635	4	0.5
10	J. Lowe	Ireland	8	640	4	0.5
10	M. Marx	South Africa	10	398	4	0.8
10	A. Savea	New Zealand	11	855	4	0.4
10	J. Mallia	Argentina	7	524	4	0.6

TRY ASSISTS

		Games	Minutes Played	Try Assists	Try Assists / 80	
1	B. Barrett	New Zealand	9	537	7	1.0
1	M. Smith	England	7	428	7	1.3
3	D. McKenzie	New Zealand	12	809	5	0.5
3	H. Jones	Scotland	9	705	5	0.6
3	S. Lee	Japan	7	461	5	0.9
6	J. Gibson-Park	Ireland	6	373	4	0.9
6	A. Hastings	Scotland	4	194	4	1.6
6	A. Mitchell	England	7	451	4	0.7
6	T. Alborno	Argentina	10	531	4	0.6
6	F. Lomani	Fiji	8	492	4	0.7
6	S. Chocobares	Argentina	8	546	4	0.6
6	S. Fujiwara	Japan	8	412	4	0.8
6	P. Garbisi	Italy	9	693	4	0.5
6	J. Dobie	Scotland	6	243	4	1.3

TRY INVOLVEMENTS

		Games	Minutes Played	Try Involvements	% of Team Total	
1	D. Riley	Japan	8	640	9	16.1%
1	M. Smith	England	7	428	9	16.4%
3	B. Barrett	New Zealand	9	537	8	9.4%
3	D. van der Merwe	Scotland	9	718	8	9.4%
3	H. Jones	Scotland	9	705	8	9.4%
3	M. Mapimpi	South Africa	5	390	8	11.4%
3	M. Tele'a	New Zealand	9	566	8	9.4%
3	W. Jordan	New Zealand	8	556	8	9.4%
9	C. Clarke	New Zealand	7	501	7	8.2%
9	T. Alborno	Argentina	10	531	7	9.1%
9	J. Dobie	Scotland	6	243	7	10.9%
9	S. Lee	Japan	7	461	7	12.5%
9	K. Salawa	Fiji	8	541	7	14.0%



ENGLAND



SOUTH AFRICA

PLAYER RANKINGS - CARRIES

2024 INTERNATIONALS

CARRIES

		Games	Total	
1	B. Earl	England	10	160
2	A. Savea	New Zealand	11	140
3	H. Wilson	Australia	8	103
4	R. Valetini	Australia	10	101
5	D. McKenzie	New Zealand	12	100
6	W. Sittiti	New Zealand	8	96
7	J. Barrett	New Zealand	10	95
8	C. Doris	Ireland	8	94
9	A. Wainwright	Wales	8	93
10	P. du Toit	South Africa	9	90

		Minutes	Per 80*	
1	J. Wiese	South Africa	254	18.3
2	B. Earl	England	800	16.0
3	W. Sittiti	New Zealand	499	15.4
4	D. Lake	Wales	251	15.0
5	S. Negri	Italy	245	14.0
6	E. Louw	South Africa	310	13.9
7	H. Wilson	Australia	625	13.2
8	A. Savea	New Zealand	855	13.1
9	J. Dempsey	Scotland	469	13.0
10	T. Ikanivere	Fiji	512	12.5

METRES

		Games	Total	
1	D. Riley	Japan	8	901
2	B. Earl	England	10	856
3	A. Savea	New Zealand	11	786
4	W. Jordan	New Zealand	8	782
5	D. van der Merwe	Scotland	9	777
6	M. Tuitama	Japan	6	766
7	T. Wright	Australia	9	755
8	M. Carreras	Argentina	9	739
9	J. Barrett	New Zealand	10	723
10	M. loane	Italy	8	723

		Minutes	Per 80*	
1	M. Tuitama	Japan	440	139.3
2	I. Masi	Fiji	270	120.9
3	C. Clarke	New Zealand	501	115.2
4	J. Wiese	South Africa	254	113.7
5	Y. Yazaki	Japan	374	113.5
6	D. Riley	Japan	640	112.7
7	K. Rowe	Scotland	427	112.5
8	W. Jordan	New Zealand	556	112.5
9	V. Karawalevu	Fiji	479	109.9
10	T. Albornoz	Argentina	531	107.0

DEFENDERS BEATEN

		Games	Total	
1	M. Tele'a	New Zealand	9	41
2	D. van der Merwe	Scotland	9	38
3	D. McKenzie	New Zealand	12	37
3	B. Earl	England	10	37
5	D. Riley	Japan	8	33
6	M. loane	Italy	8	31
7	H. Jones	Scotland	9	30
7	A. Savea	New Zealand	11	30
7	T. Wright	Australia	9	30
10	C. Kolbe	South Africa	7	29
10	M. Carreras	Argentina	9	29

		Minutes	Per 80*	
1	M. Tele'a	New Zealand	566	5.8
2	D. Penaud	France	400	5.4
3	M. Tuitama	Japan	440	4.5
4	K. Rowe	Scotland	427	4.5
5	S. Feinberg-Mngomezzi	South Africa	384	4.4
6	C. Clarke	New Zealand	501	4.3
7	M. Smith	England	428	4.3
8	D. van der Merwe	Scotland	718	4.2
9	B. Delguy	Argentina	344	4.2
10	C. Kolbe	South Africa	560	4.1

*Minimum 240 minutes played



PLAYER RANKINGS - PASSING

2024 INTERNATIONALS

PASSES

		Games	Total	
1	S. Fujiwara	Japan	8	513
2	F. Lomani	Fiji	8	468
3	J. Gordon	Australia	7	450
4	G. Bertranou	Argentina	9	419
5	T. Williams	Wales	6	391
6	J. Gibson-Park	Ireland	6	385
7	C. Ratima	New Zealand	10	373
8	T. Perenara	New Zealand	8	360
9	A. Mitchell	England	7	336
10	M. Page-Relo	Italy	8	280

		Minutes	Per 80*	
1	S. Fujiwara	Japan	412	99.6
2	J. Gordon	Australia	419	85.9
3	T. Williams	Wales	376	83.2
4	J. Gibson-Park	Ireland	373	82.6
5	C. Ratima	New Zealand	366	81.5
6	T. Perenara	New Zealand	358	80.4
7	F. Lomani	Fiji	492	76.1
8	G. Bertranou	Argentina	481	69.7
9	M. Page-Relo	Italy	365	61.4
10	B. White	Scotland	343	60.9

PASSING ACCURACY**

		Total	%	
1	C. Roigard	New Zealand	114	100.0%
2	G. Williams	South Africa	189	99.5%
3	K. Hardy	Wales	110	99.1%
4	B. Serin	France	101	99.0%
5	J. Dobie	Scotland	154	98.7%
6	S. Varney	Italy	149	98.7%
7	N. White	Australia	135	98.5%
8	E. Bevan	Wales	125	98.4%
9	C. Ratima	New Zealand	373	98.1%
10	J. Gordon	Australia	450	98.0%

BREAK ASSIST PASSES

		Games	Total	
1	D. McKenzie	New Zealand	12	19
2	S. Tuipulotu	Scotland	7	7
2	S. McDowall	Scotland	6	7
4	A. Fassi	South Africa	6	6
4	P. Garbisi	Italy	9	6
6	G. Ford	England	7	5
6	S. Kolisi	South Africa	7	5
6	S. Cordero	Argentina	4	5
6	F. Russell	Scotland	6	5
6	R. Henshaw	Ireland	7	5
6	T. Wright	Australia	9	5
6	R. Valetini	Australia	10	5
6	T. Alborno	Argentina	10	5
6	S. Chocobares	Argentina	8	5
6	J. Oviedo	Argentina	9	5

OFFLOADS

		Games	Total	
1	D. McKenzie	New Zealand	12	14
1	S. Reece	New Zealand	8	14
3	W. Sititi	New Zealand	8	13
4	M. Ioane	Italy	8	12
4	J. Lowe	Ireland	8	12
4	M. Tele'a	New Zealand	9	12
7	H. Jones	Scotland	9	11
7	R. Snyman	South Africa	4	11
7	D. Penaud	France	5	11
10	J. Mallia	Argentina	7	10
10	W. Jordan	New Zealand	8	10
10	J. Oviedo	Argentina	9	10

		Minutes	Per 80*	
1	D. Penaud	France	400	2.2
2	S. Reece	New Zealand	536	2.1
3	W. Sititi	New Zealand	499	2.1
4	B. Dixon	South Africa	271	1.8
5	M. Tele'a	New Zealand	566	1.7
6	S. Waqa	Japan	286	1.7
7	M. Tuitama	Japan	440	1.6
8	L. Barre	France	363	1.5
9	J. Mallia	Argentina	524	1.5
10	M. Ioane	Italy	635	1.5

*Minimum 240 minutes played **Minimum 100 Passes



ENGLAND



SOUTH AFRICA

PLAYER RANKINGS - KICKS

2024 INTERNATIONALS

KICKS IN PLAY

		Games	Total	
1	D. McKenzie	New Zealand	12	105
2	F. Russell	Scotland	6	89
3	A. Mitchell	England	7	79
4	P. Garbisi	Italy	9	75
5	T. Albornoz	Argentina	10	70
6	F. Lomani	Fiji	8	63
7	T. Williams	Wales	6	62
8	J. Crowley	Ireland	8	58
9	N. Lolesio	Australia	9	56
10	B. Barrett	New Zealand	9	55

		Minutes	Per 80*	
1	F. Russell	Scotland	480	14.8
2	A. Mitchell	England	451	14.0
3	T. Williams	Wales	376	13.2
4	B. White	Scotland	343	12.6
5	S. Varney	Italy	246	12.0
6	T. Albornoz	Argentina	531	10.5
7	S. Feinberg-Mngomez	South Africa	384	10.4
8	D. McKenzie	New Zealand	809	10.4
9	F. Lomani	Fiji	492	10.2
10	G. Williams	South Africa	251	10.2

KICKING METRES

		Games	Total	
1	D. McKenzie	New Zealand	12	3,170
2	F. Russell	Scotland	6	3,080
3	T. Albornoz	Argentina	10	2,576
4	P. Garbisi	Italy	9	2,319
5	J. Lowe	Ireland	8	2,179
6	A. Mitchell	England	7	2,163
7	S. Carreras	Argentina	9	1,956
8	S. Lee	Japan	7	1,889
9	F. Lomani	Fiji	8	1,759
10	T. Williams	Wales	6	1,703

		Minutes	Per 80*	
1	F. Russell	Scotland	480	513.3
2	T. Albornoz	Argentina	531	388.1
3	A. Mitchell	England	451	383.6
4	T. Williams	Wales	376	362.3
5	S. Lee	Japan	461	327.8
6	B. White	Scotland	343	324.7
7	D. McKenzie	New Zealand	809	313.5
8	S. Carreras	Argentina	505	309.8
9	S. Feinberg-Mngomez	South Africa	384	309.4
10	S. Varney	Italy	246	288.6

METRES / KICKS IN PLAY**

		Games	Avg*	
1	Blair Kinghorn	Scotland	4	42.2
2	Hugo Keenan	Ireland	4	41.9
3	Leo Barre	France	5	40.4
4	James Lowe	Ireland	8	40.3
5	Cameron Winnett	Wales	8	39.3
6	Juan Cruz Mallia	Argentina	7	38.2
7	Santiago Carreras	Argentina	9	36.9
8	Tomas Albornoz	Argentina	10	36.8
9	Jordie Barrett	New Zealand	10	36.1
10	Seungsin Lee	Japan	7	35.0

*Minimum 240 minutes played **Minimum 2 Kicks / 80min

 ENGLAND

 SOUTH AFRICA

PLAYER RANKINGS - LINEOUTS

2024 INTERNATIONALS

LINEOUTS WON (INC. STEALS)

		Games	Total	
1	W. Dearn	Japan	9	49
2	F. Ruzza	Italy	9	46
3	M. Itoje	England	10	41
4	E. Etzebeth	South Africa	10	38
5	R. Nortje	South Africa	5	34
5	J. Gonzalez	Argentina	7	34
7	A. Beard	Wales	6	32
8	N. Frost	Australia	7	31
9	S. Cummings	Scotland	8	29
9	L. Salakaia-Loto	Australia	8	29
9	D. Jenkins	Wales	7	29

		Minutes	Per 80*	
1	R. Nortje	South Africa	369	7.4
2	F. Ruzza	Italy	532	6.9
3	A. Beard	Wales	399	6.4
4	L. Salakaia-Loto	Australia	387	6.0
5	J. Gonzalez	Argentina	471	5.8
6	W. Dearn	Japan	695	5.6
7	N. Frost	Australia	476	5.2
8	F. Molina	Argentina	421	5.1
9	O. Chessum	England	331	5.1
10	E. Etzebeth	South Africa	623	4.9

LINEOUT STEALS

		Games	Total	
1	W. Dearn	Japan	9	8
2	M. Derenalagi	Fiji	7	6
3	L. Salakaia-Loto	Australia	8	5
3	T. Vaa'i	New Zealand	11	5
5	M. Itoje	England	10	4
5	E. Etzebeth	South Africa	10	4
5	P. du Toit	South Africa	9	4
5	S. Cummings	Scotland	8	4
5	N. Frost	Australia	7	4
5	J. Moro	Argentina	1	4

		Minutes	Per 80*	
1	L. Salakaia-Loto	Australia	387	1.0
2	M. Derenalagi	Fiji	475	1.0
3	W. Dearn	Japan	695	0.9
4	P. Tuipulotu	New Zealand	276	0.9
5	O. Chessum	England	331	0.7
6	E. Ashman	Scotland	334	0.7
7	N. Frost	Australia	476	0.7
8	J. Ryan	Ireland	252	0.6
9	T. Vaa'i	New Zealand	642	0.6
10	S. Cummings	Scotland	542	0.6

LINEOUT THROWS WON

		Games	Total	
1	J. George	England	10	94
2	C. Taylor	New Zealand	9	81
3	M. Harada	Japan	9	71
4	J. Montoya	Argentina	8	67
5	T. Ikanivere	Fiji	8	66
6	B. Mbonambi	South Africa	8	61
7	M. Faessler	Australia	8	58
8	G. Nicotera	Italy	8	57
9	M. Marx	South Africa	10	55
9	A. Aumua	New Zealand	12	55

LINEOUT SUCCESS RATE**

		Games	Total*	
1	E. Dee	Wales	5	96.2%
2	I. Ruiz	Argentina	9	92.5%
3	J. George	England	10	91.3%
4	M. Harada	Japan	9	89.9%
5	D. Lake	Wales	4	89.8%
6	B. Mbonambi	South Africa	8	89.7%
7	P. Mauvaka	France	6	89.1%
8	D. Sheehan	Ireland	6	88.7%
9	J. Montoya	Argentina	8	88.2%
10	M. Faessler	Australia	8	87.9%

*Minimum 240 minutes played **Minimum 2 lineout throws / 80

 ENGLAND

 SOUTH AFRICA

PLAYER RANKINGS - TACKLES & TURNOVERS

2024 INTERNATIONALS

SUCCESSFUL TACKLES

			Games	Total
1	M. Lamaro	Italy	9	155
2	B. Earl	England	10	136
3	R. Darge	Scotland	9	132
4	T. Reffell	Wales	8	123
5	M. Itoje	England	10	120
6	A. Savea	New Zealand	11	117
7	N. Cannone	Italy	9	115
7	D. Jenkins	Wales	7	115
9	H. Wilson	Australia	8	109
10	S. Barrett	New Zealand	9	107

			Minutes	Per 80*
1	G. Lucchesi	Italy	352	19.3
2	C. Tizzano	Australia	307	19.3
3	R. Vintcent	Italy	364	18.2
4	C. Cunningham-South England		386	18.2
5	J. Ryan	Ireland	252	18.1
6	M. Lamaro	Italy	687	18.0
7	L. Cannone	Italy	365	18.0
8	M. Zuliani	Italy	249	17.7
9	R. Darge	Scotland	600	17.6
10	D. Jenkins	Wales	530	17.4

DOMINANT TACKLES

			Games	Total
1	R. Darge	Scotland	9	17
1	T. Menoncello	Italy	9	17
3	P. Schoeman	Scotland	10	15
4	M. Lamaro	Italy	9	13
5	N. Cannone	Italy	9	12
5	T. Freeman	England	10	12
7	M. Kremer	Argentina	8	11
7	W. Dearn	Japan	9	11
9	M. Itoje	England	10	10
9	S. Cummings	Scotland	8	10

TACKLE SUCCESS RATE**

			Minutes	%*
1	G. Gilchrist	Scotland	451	100.0%
2	E. Dee	Wales	298	97.9%
3	S. Negri	Italy	245	94.4%
4	E. Bello	Argentina	256	93.8%
5	J. Dempsey	Scotland	469	93.5%
6	M. Leitch	Japan	240	92.9%
7	L. Cannone	Italy	365	92.1%
8	P. Schoeman	Scotland	517	92.0%
9	Z. Fagerson	Scotland	466	91.9%
10	R. Darge	Scotland	600	91.7%

TURNOVERS WON

			Games	Total
1	W. Dearn	Japan	9	12
2	M. Derenalagi	Fiji	7	10
2	T. Vaa'i	New Zealand	11	10
4	M. Itoje	England	10	9
4	T. Reffell	Wales	8	9
6	S. Barrett	New Zealand	9	7
6	A. Savea	New Zealand	11	7
6	T. Beirne	Ireland	7	7
6	G. Lucchesi	Italy	9	7
10	P. Tuipulotu	New Zealand	6	6
10	P. du Toit	South Africa	9	6
10	S. Underhill	England	8	6
10	F. McReight	Australia	6	6
10	N. Frost	Australia	7	6

			Minutes	Per 80*
1	P. Tuipulotu	New Zealand	276	1.7
2	M. Derenalagi	Fiji	475	1.7
3	G. Lucchesi	Italy	352	1.6
4	W. Dearn	Japan	695	1.4
5	M. Zuliani	Italy	249	1.3
6	T. Reffell	Wales	571	1.3
7	T. Vaa'i	New Zealand	642	1.2
8	C. Ratima	New Zealand	366	1.1
9	E. Blackadder	New Zealand	309	1.0
10	L. Salakaia-Loto	Australia	387	1.0

*Minimum 240 minutes played **Minimum 5 tackles / 80

 ENGLAND

 SOUTH AFRICA

PLAYER RANKINGS - DISCIPLINE

2024 INTERNATIONALS

PENS CONCEDED

		Games	Total
1	J. Slipper	Australia	7
1	S. Cane	New Zealand	7
1	D. van der Merwe	Scotland	7
1	K. Smith	South Africa	7
1	T. Tupou	Australia	7
1	J. Barrett	New Zealand	10
1	H. Wilson	Australia	8
1	S. Tawake	Fiji	7
1	J. Gonzalez	Argentina	7
1	H. Hetet	Fiji	8
1	G. Brown	Scotland	4
1	S. Takeuchi	Japan	9
1	R. Vintcent	Italy	7
1	W. Sittiti	New Zealand	8

		Minutes	Per 80*
1	J. Sclavi	Argentina	321
2	H. Hetet	Fiji	261
3	G. Lucchesi	Italy	352
4	A. Porter	Ireland	513
5	J. Ryan	Ireland	252
6	T. Tupou	Australia	300
7	Z. Fagerson	Scotland	466
8	S. Waqa	Japan	286
9	I. Ruiz	Argentina	291
10	M. Zuliani	Italy	249

CARDS

		Games	Yellows
1	K. Arendse	South Africa	3
2	A. Kellaway	Australia	10
2	P. O'Mahony	Ireland	7
2	A. Lienert-Brown	New Zealand	12
2	C. Clarke	New Zealand	7
2	A. Fassi	South Africa	6
2	E. Ashman	Scotland	9
8	E. Daly	England	5
8	U. Atonio	France	5
8	W. Le Roux	South Africa	5
8	O. Tu'ungafasi	New Zealand	9
8	J. Wiese	South Africa	5
8	D. van der Merwe	Scotland	9
8	M. Marx	South Africa	10
8	J. Kriel	South Africa	9

		Games	Reds
1	P. Matera	Argentina	9
1	J. Danty	France	3
1	A. Esterhuizen	South Africa	3
1	P. Willemse	France	1
1	C. Ewels	England	1
1	A. Cocagi	Fiji	1
1	S. Cummings	Scotland	8
1	F. Daugunu	Australia	4
1	S. Radradra	Fiji	2
1	K. Shimokawa	Japan	7

*Minimum 240 minutes played

 ENGLAND

 SOUTH AFRICA

PLAYER COMPARISON
2024 INTERNATIONALS
ENGLAND & SOUTH AFRICA

PLAYER COMPARISON - POINTS

2024 INTERNATIONALS

POINTS							
ENGLAND			SOUTH AFRICA				
		Games	Total				
1	M. Smith	7	64	1	H. Pollard	9	69
2	G. Ford	7	48	2	S. Feinberg-Mngomezulu	8	52
3	I. Feyi-Waboso	9	25	3	M. Mapimpi	5	30
4	B. Earl	10	15	4	M. Marx	10	20
4	O. Lawrence	8	15	4	K. Arendse	7	20
4	C. Cunningham-South	9	15	4	A. Fassi	6	20

TRIES							
ENGLAND			SOUTH AFRICA				
		Games	Total				
1	I. Feyi-Waboso	9	5	1	M. Mapimpi	5	6
2	B. Earl	10	3	2	M. Marx	10	4
2	O. Lawrence	8	3	2	K. Arendse	7	4
2	C. Cunningham-South	9	3	2	A. Fassi	6	4
5	M. Itoje	10	2	5	J. Kriel	9	3
5	A. Mitchell	7	2	5	P. du Toit	9	3
5	M. Smith	7	2				
5	G. Furbank	7	2				
5	O. Sleightholme	3	2				
5	T. Freeman	10	2				

GOAL KICKING*									
ENGLAND			SOUTH AFRICA						
		Made	Missed	%					
1	M. Smith	21	7	75.0%	1	H. Pollard	27	6	81.8%
2	G. Ford	17	7	70.8%	2	S. Feinberg-Mngomezulu	22	7	75.9%
					3	J. Hendrikse	3	3	50.0%
					4	M. Libbok	3	4	42.9%

*Minimum 5 Kicks at Goal

PLAYER COMPARISON - CARRIES

2024 INTERNATIONALS

CARRIES							
ENGLAND			SOUTH AFRICA				
		Games	Total				
1	B. Earl	10	160	1	P. du Toit	9	90
2	M. Itoje	10	62	2	J. Kriel	9	69
3	T. Freeman	10	58	3	K. Smith	10	65
4	G. Martin	8	52	4	E. Etzebeth	10	61
5	G. Furbank	7	51	5	J. Wiese	5	58

METRES							
ENGLAND			SOUTH AFRICA				
		Games	Total				
1	B. Earl	10	856.3	1	J. Kriel	9	677.9
2	I. Feyi-Waboso	9	519.3	2	P. du Toit	9	567.8
3	T. Freeman	10	518.3	3	A. Fassi	6	510.8
4	M. Smith	7	497.0	4	K. Arendse	7	492.1
5	G. Furbank	7	425.2	5	M. Mapimpi	5	490.8

DEFENDERS BEATEN							
ENGLAND			SOUTH AFRICA				
		Games	Total				
1	B. Earl	10	37	1	C. Kolbe	7	29
2	M. Smith	7	23	2	S. Feinberg-Mngomezulu	8	21
3	I. Feyi-Waboso	9	22	3	D. de Allende	7	17
4	T. Freeman	10	17	4	K. Arendse	7	14
5	A. Mitchell	7	14	5	J. Kriel	9	13
5	O. Lawrence	8	14	5	K. Smith	10	13

PLAYER COMPARISON - PASSING

2024 INTERNATIONALS

PASSES

ENGLAND			SOUTH AFRICA		
	Games	Total		Games	Total
1 A. Mitchell	7	336	1 C. Reinach	5	203
2 B. Spencer	5	144	2 G. Williams	8	189
3 G. Ford	7	123	3 J. Hendrikse	4	164
4 M. Smith	7	83	4 F. de Klerk	3	140
5 D. Care	5	80	5 H. Pollard	9	83

PASSING ACCURACY%**

ENGLAND			SOUTH AFRICA		
	Games	Total		Games	Total
1 A. Mitchell	7	97.3%	1 G. Williams	8	99.5%
2 B. Spencer	5	97.2%	2 J. Hendrikse	4	96.3%
3 G. Ford	7	93.5%	3 C. Reinach	5	95.6%
			4 F. de Klerk	3	93.6%

OFFLOADS

ENGLAND			SOUTH AFRICA		
	Games	Total		Games	Total
1 G. Furbank	7	7	1 R. Snyman	4	11
2 T. Freeman	10	5	2 B. Dixon	5	6
3 A. Mitchell	7	4	3 E. Etzebeth	10	5
3 M. Smith	7	4	3 C. Reinach	5	5
5 S. Underhill	8	3	5 D. de Allende	7	4
5 B. Earl	10	3	5 J. Kriel	9	4
5 C. Cunningham-South	9	3	5 C. Kolbe	7	4
			5 L. Am	6	4

PLAYER COMPARISON - KICKS

2024 INTERNATIONALS

KICKS IN PLAY							
ENGLAND			SOUTH AFRICA				
		Games	Total				
1	A. Mitchell	7	79	1	S. Feinberg-Mngomezulu	8	50
2	G. Ford	7	46	2	H. Pollard	9	44
3	M. Smith	7	36	3	G. Williams	8	32
4	B. Spencer	5	32	4	A. Fassi	6	29
5	H. Slade	10	20	5	W. Le Roux	5	20
				5	C. Reinach	5	20

KICKING METRES							
ENGLAND			SOUTH AFRICA				
		Games	Total				
1	A. Mitchell	7	2,162.6	1	S. Feinberg-Mngomezulu	8	1,485.0
2	G. Ford	7	1,368.8	2	H. Pollard	9	1,030.5
3	M. Smith	7	1,074.2	3	A. Fassi	6	787.4
4	B. Spencer	5	649.7	4	G. Williams	8	688.6
5	H. Slade	10	589.7	5	W. Le Roux	5	491.9

METRES / KICKS IN PLAY**							
ENGLAND			SOUTH AFRICA				
		Games	Avg*				
1	M. Smith	7	29.8	1	C. Kolbe	7	32.4
2	G. Ford	7	29.8	2	L. Am	6	31.5
3	E. Daly	5	29.6	3	S. Feinberg-Mngomezulu	8	29.7
4	H. Slade	10	29.5	4	K. Arendse	7	29.3
5	A. Mitchell	7	27.4	5	J. Kriel	9	28.4

*Minimum 240 minutes played **Minimum 2 Kicks / 80min

PLAYER COMPARISON - LINEOUTS

2024 INTERNATIONALS

LINEOUTS WON (INC. STEALS)

ENGLAND		
	Games	Total
1 M. Itoje	10	41
2 G. Martin	8	26
3 O. Chessum	5	21
4 C. Cunningham-South	9	18
5 E. Roots	4	10

SOUTH AFRICA		
	Games	Total
1 E. Etzebeth	10	38
2 R. Nortje	5	34
3 P. du Toit	9	23
4 F. Mostert	4	13
5 R. Snyman	4	10

LINEOUT STEALS

ENGLAND		
	Games	Total
1 M. Itoje	10	4
2 O. Chessum	5	3
3 G. Martin	8	2

SOUTH AFRICA		
	Games	Total
1 E. Etzebeth	10	4
1 P. du Toit	9	4
3 R. Nortje	5	2
4 T. du Toit	4	1
4 F. Mostert	4	1
4 K. Smith	10	1

LINEOUT THROWS WON

ENGLAND		
	Games	Total
1 J. George	10	94
2 T. Dan	9	30
3 L. Cowan-Dickie	1	4
4 H. Randall	3	1
4 M. Smith	7	1
4 T. Freeman	10	1

SOUTH AFRICA		
	Games	Total
1 B. Mbonambi	8	61
2 M. Marx	10	55
3 J. Grobbelaar	2	14
4 C. Kolbe	7	4
5 A. Venter	1	2

PLAYER COMPARISON - TACKLES

2024 INTERNATIONALS

SUCCESSFUL TACKLES							
ENGLAND			SOUTH AFRICA				
		Games	Total				
1	B. Earl	10	136	1	P. du Toit	9	105
2	M. Itoje	10	120	2	E. Etzebeth	10	69
3	J. George	10	101	3	O. Nche	10	63
3	G. Martin	8	101	4	J. Kriel	9	53
5	O. Lawrence	8	90	5	R. Nortje	5	52

DOMINANT TACKLES							
ENGLAND			SOUTH AFRICA				
		Games	Total				
1	T. Freeman	10	12	1	O. Nche	10	9
2	M. Itoje	10	10	2	P. du Toit	9	8
2	G. Martin	8	10	3	E. Etzebeth	10	7
4	O. Chessum	5	8	4	S. Kolisi	7	6
5	J. George	10	6	5	J. Kriel	9	5
5	S. Underhill	8	6	5	B. Dixon	5	5
5	I. Feyi-Waboso	9	6				

TURNOVERS WON							
ENGLAND			SOUTH AFRICA				
		Games	Total				
1	M. Itoje	10	9	1	P. du Toit	9	6
2	S. Underhill	8	6	2	E. Etzebeth	10	5
3	O. Chessum	5	3	3	D. de Allende	7	4
4	B. Earl	10	2	4	J. Wiese	5	2
4	M. Smith	7	2	4	C. Kolbe	7	2
4	O. Lawrence	8	2	4	T. du Toit	4	2
4	G. Martin	8	2	4	V. Koch	10	2
				4	K. Smith	10	2
				4	M. van den Berg	2	2
				4	M. Mapimpi	5	2
				4	M. van Staden	6	2
				4	J. Grobbelaar	2	2
				4	R. Nortje	5	2

PLAYER COMPARISON - DISCIPLINE

2024 INTERNATIONALS

PENS CONCEDED

ENGLAND			SOUTH AFRICA		
	Games	Total		Games	Total
1 M. Itoje	10	11	1 E. Etzebeth	10	9
1 B. Earl	10	11	2 K. Smith	10	7
3 W. Stuart	10	6	3 P. du Toit	9	6
4 M. Smith	7	5	4 C. Kolbe	7	5
4 O. Lawrence	8	5	4 V. Koch	10	5
			4 K. Arendse	7	5

YELLOW CARDS

ENGLAND			SOUTH AFRICA		
	Games	Total		Games	Total
1 E. Daly	5	1	1 K. Arendse	7	3
1 M. Smith	7	1	2 A. Fassi	6	2
1 E. Roots	4	1	3 W. Le Roux	5	1
1 O. Chessum	5	1	3 J. Wiese	5	1
			3 M. Marx	10	1
			3 J. Kriel	9	1
			3 M. Mapimpi	5	1
			3 M. van Staden	6	1
			3 Q. Horn	1	1

RED CARDS

ENGLAND			SOUTH AFRICA		
	Games	Total		Games	Total
1 C. Ewels	1	1	1 A. Esterhuizen	3	1