

Insights by **Sage**



# ***PREVIEW REPORT***

***ENGLAND - JAPAN***

***2024 AUTUMN NATIONS SERIES***

***ROUND 4***

***24/11/2024***



**England  
Rugby**





## **ENGLAND vs JAPAN**

2024 AUTUMN NATIONS SERIES



### **OPTA FACTS**

- England have won each of their previous five matches against Japan by margins of 20+ points, scoring 4+ tries in each of those games, including eight during their most recent encounter (52-17 in June 2024), their most against the Brave Blossoms since their very first meeting at the 1987 Rugby World Cup (60-7, 10 tries).
- England have lost each of their last five matches, their longest such run since another five-game stretch between February and June 2018, however, they have not lost more in a row since a streak of seven in 2006, each of the five losses in their current streak have come by single-digit margins.
- England have lost each of their last three matches at the Allianz Stadium, their longest losing run since 2008, only once before have they lost more in a row at the Twickenham venue (L5 between 1971 and 1973).
- Japan won their most recent match (36-20 v Uruguay) after losing three in a row previously, they have conceded 20+ points in each of their last 13 Tests, a run which started with a 12-34 loss to England at the 2023 Rugby World Cup.
- Japan have lost 14 of their last 15 matches against European sides, including each of their last 11 by an average margin of 22 points, their last such win came in Portugal in November 2021(38-25).
- Japan have made the most carries per game of any men's Tier 1 side in 2024 (132), while England have averaged the fewest (100) – the Brave Blossoms also rank first for metres gained per game this year (538).
- England have crossed the gainline from a higher share of their carries than any other men's Tier 1 side in 2024 (64%) and have also prevented their opponents from crossing the gainline on a higher share of the carries than any other nation (50.0%).
- England have averaged the most kicks in play per game of any side in men's Tier 1 Test rugby in 2024 (30) and have the second highest kick retention rate of any side (16%) – Japan, on the other hand, rank last for kicks in play per game (21) and second last for kick retention (8%) this year.
- England lock Maro Itoje has won the most turnovers of any player in men's Tier 1 Test matches this year (13) and also ranks first for both attacking (278) and defensive (130) ruck hits in 2024, while Japan lock Warner Dearn ranks first for lineout takes (52), including eight lineout steals, also an annual high.
- Japan's Dylan Riley (7 tries, 3 assists) and England's Marcus Smith (2 tries, 7 assists) rank first and second respectively for direct try involvements in men's Tier 1 rugby in 2024 – Smith has scored three tries and assisted a further three across his three previous matches against Japan, averaging a try involvement every 24 minutes of action against the Brave Blossoms.

# MATCH SQUADS

2024 AUTUMN NATIONS SERIES

England	#	Japan
George Furbank	15	Takuro Matsunaga
Tommy Freeman	14	Tomoki Osada
Ollie Lawrence	13	Dylan Riley
Henry Slade	12	Siosaia Fifita
Ollie Sleightholme	11	Jone Naikabula
Marcus Smith	10	Nik McCurran
Jack van Poortvliet	9	Naoto Saito
Ellis Genge	1	Takato Okabe
Jamie George	2	Mamoru Harada
Will Stuart	3	Shuhei Takeuchi
Maro Itoje	4	Sanaila Waqa
George Martin	5	Epineri Uluiviti
Tom Curry	6	Kanji Shimokawa
Sam Underhill	7	Kazuki Himeno
Ben Earl	8	Faulua Makisi
Luke Cowan-Dickie	16	Seungsin Lee
Fin Baxter	17	Yukio Morikawa
Asher Opoku-Fordjour	18	Keijiro Tamefusa
Nick Isiekwe	19	Daichi Akiyama
Chandler Cunningham-South	20	Tevita Tatafu
Harry Randall	21	Ben Gunter
Fin Smith	22	Shinobu Fujiwara
Tom Roebuck	23	Yusuke Kajimura



# ENGLAND MATCH SQUAD DETAILS

2024 AUTUMN NATIONS SERIES

#	Player	Age	Height	Weight	Caps	Points	Tries
15	George Furbank	28	182	87	13	10	2
14	Tommy Freeman	23	188	92	14	10	2
13	Ollie Lawrence	25	182	99	30	25	5
12	Henry Slade	31	191	96	68	53	9
11	Ollie Sleightholme	24	181	89	4	15	3
10	Marcus Smith	25	176	82	38	259	12
9	Jack van Poortvliet	23	184	89	15	10	2
1	Ellis Genge	29	187	116	65	30	6
2	Jamie George	34	183	107	96	65	13
3	Will Stuart	28	189	127	44	10	2
4	Maro Itoje	30	195	118	87	35	7
5	George Martin	23	198	118	18	0	0
6	Tom Curry	26	185	110	55	20	4
7	Sam Underhill	28	186	103	39	15	3
8	Ben Earl	26	184	107	36	20	4
16	Luke Cowan-Dickie	31	183	111	43	35	7
17	Fin Baxter	22	185	116	5	0	0
18	Asher Opoku-Fordjour	20	181	111	0	0	0
19	Nick Isiekwe	26	201	120	14	0	0
20	Chandler Cunningham-South	21	196	120	10	15	3
21	Harry Randall	26	172	72	10	10	2
22	Fin Smith	22	180	88	5	0	0
23	Tom Roebuck	23	190	95	2	0	0



# JAPAN MATCH SQUAD DETAILS

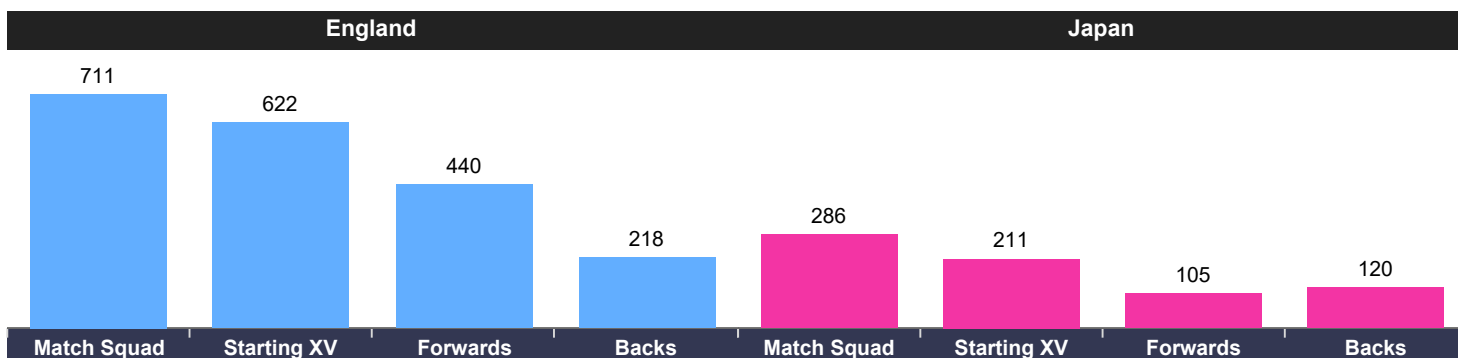
2024 AUTUMN NATIONS SERIES

#	Player	Age	Height	Weight	Caps	Points	Tries
15	Takuro Matsunaga	26	172	82	3	5	0
14	Tomoki Osada	24	179	90	16	15	3
13	Dylan Riley	27	187	102	27	45	9
12	Siosaia Fifita	25	187	105	15	25	5
11	Jone Naikabula	30	177	95	16	45	9
10	Nik McCurran	28	188	93	6	5	1
9	Naoto Saito	27	165	73	23	30	4
1	Takato Okabe	29	180	105	7	0	0
2	Mamoru Harada	25	175	101	10	5	1
3	Shuhei Takeuchi	26	183	115	12	0	0
4	Sanaila Waqa	29	202	120	9	5	1
5	Epineri Uluiviti	28	196	122	5	0	0
6	Kanji Shimokawa	25	188	105	13	15	3
7	Kazuki Himeno	30	187	109	35	45	9
8	Faulua Makisi	27	187	112	14	5	1
16	Seungsin Lee	23	176	86	18	137	2
17	Yukio Morikawa	31	180	113	4	0	0
18	Keijiro Tamefusa	23	180	108	9	0	0
19	Daichi Akiyama	28	192	114	1	0	0
20	Tevita Tatafu	28	183	124	20	20	4
21	Ben Gunter	27	195	120	8	0	0
22	Shinobu Fujiwara	25	171	76	9	5	1
23	Yusuke Kajimura	29	181	95	6	5	1

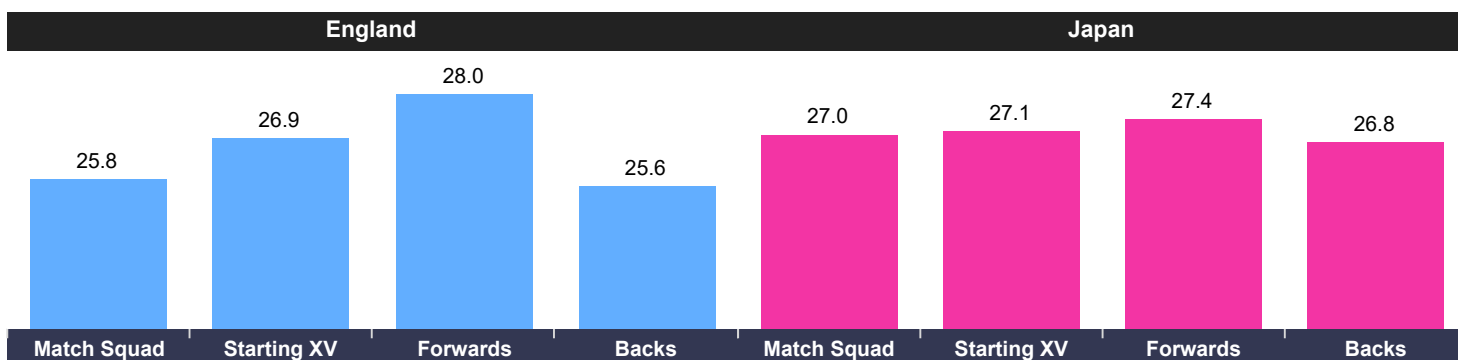
# MATCH SQUAD - SQUAD COMPARISON

2024 AUTUMN NATIONS SERIES

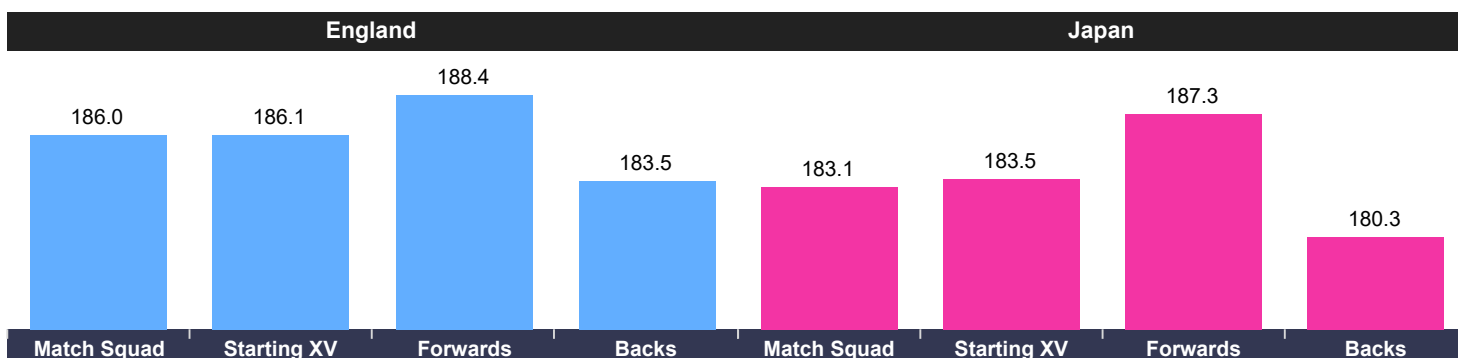
## CAPS - TOTAL



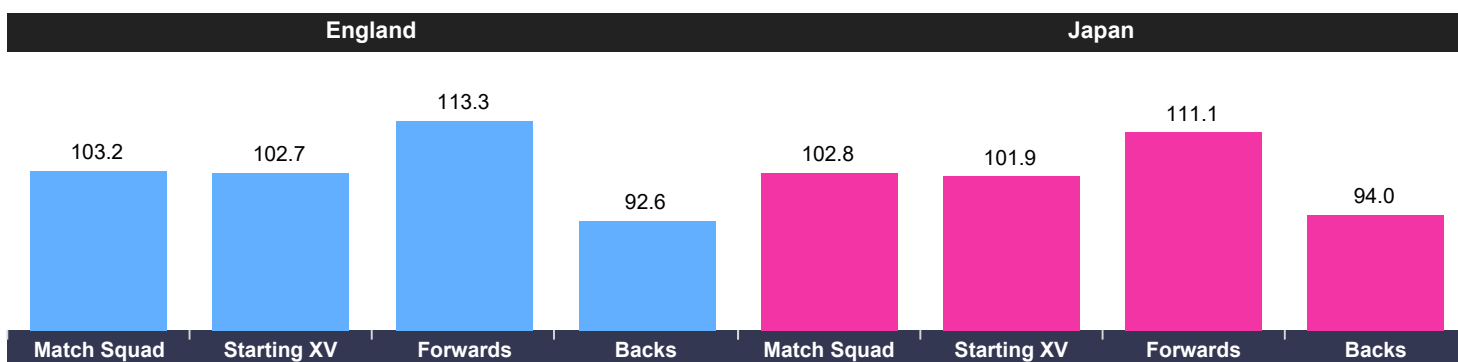
## AGE - AVERAGES



## HEIGHT - AVERAGES



## WEIGHT - AVERAGES



## LAST MATCH DETAILS

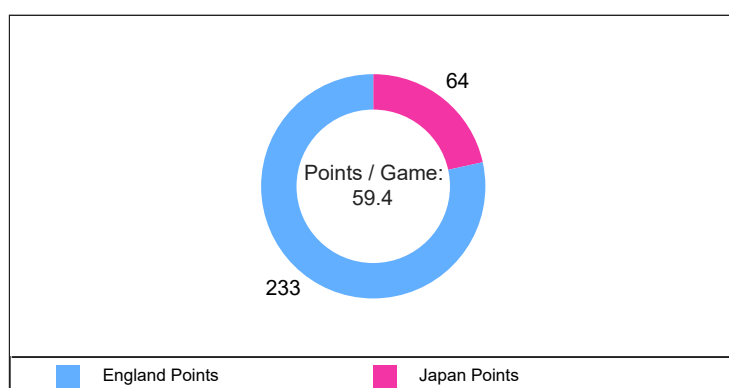
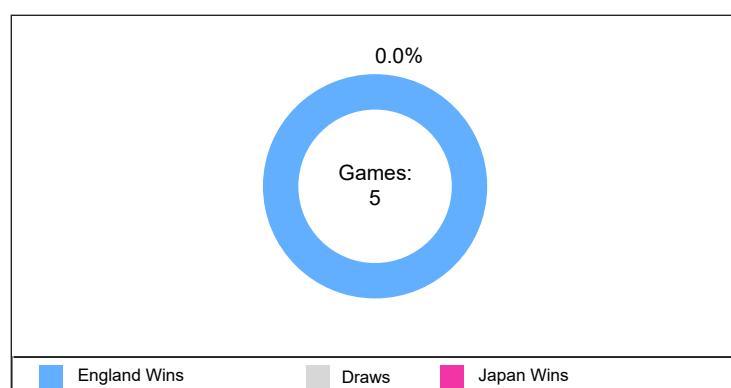
ENGLAND Autumn Nations Series v South Africa (16/11/2024) 20-29 (L)								
#	Player	Minutes	Points	Tries	Ball Carries	Kicks	Tackles	Cards
15	Freddie Steward	80	0	0	8	5	4	0
14	Tommy Freeman	80	0	0	7	0	6	0
13	Ollie Lawrence	80	0	0	8	1	14	0
12	Henry Slade	70	0	0	4	1	7	0
11	Ollie Sleightholme	80	5	1	4	2	6	0
10	Marcus Smith	80	10	0	12	9	6	0
9	Jack van Poortvliet	60	0	0	2	12	5	0
1	Ellis Genge	64	0	0	8	0	7	0
2	Jamie George	49	0	0	2	0	13	0
3	Will Stuart	58	0	0	1	0	5	0
4	Maro Itoje	80	0	0	10	0	12	0
5	George Martin	75	0	0	7	0	16	0
6	Chandler Cunningham-South	80	0	0	7	0	9	0
7	Sam Underhill	67	5	1	6	0	14	0
8	Ben Earl	80	0	0	13	0	15	0
16	Luke Cowan-Dickie	31	0	0	5	0	2	0
17	Fin Baxter	16	0	0	1	0	2	0
18	Dan Cole	22	0	0	1	0	4	0
19	Nick Isiekwe	5	0	0	0	0	3	0
20	Alex Dombrandt	13	0	0	2	0	2	0
21	Harry Randall	20	0	0	1	1	1	0
22	George Ford	0	0	0	0	0	0	0
23	Tom Roebuck	10	0	0	0	0	0	0
<b>Team Total</b>		-	<b>20</b>	<b>2</b>	<b>109</b>	<b>31</b>	<b>153</b>	<b>0</b>

JAPAN Autumn Nations Series v Uruguay (16/11/2024) 36-20 (W)								
#	Player	Minutes	Points	Tries	Ball Carries	Kicks	Tackles	Cards
15	Malo Tuitama	54	0	0	6	2	3	0
14	Jone Naikabula	80	5	1	6	1	10	0
13	Dylan Riley	80	5	1	8	2	5	0
12	Siosaia Fifita	79	0	0	11	0	9	0
11	Junta Hamano	80	5	1	6	1	7	0
10	Takuro Matsunaga	80	3	0	8	12	5	0
9	Naoto Saito	69	8	0	1	2	7	1
1	Takato Okabe	66	0	0	0	0	11	0
2	Mamoru Harada	68	0	0	6	0	16	0
3	Keijiro Tamefusa	62	0	0	4	0	9	0
4	Epineri Uluiviti	55	0	0	8	0	5	0
5	Warner Dearn	66	0	0	5	1	13	1
6	Amato Fakatava	46	0	0	5	0	9	0
7	Kanji Shimokawa	80	5	1	3	0	14	0
8	Kazuki Himeno	80	5	1	13	0	17	0
16	Kenta Matsuoka	12	0	0	0	0	3	0
17	Yukio Morikawa	14	0	0	2	0	4	0
18	Opeti Helu	18	0	0	3	0	6	0
19	Sanaila Waqa	25	0	0	1	0	6	0
20	Isaiah Mapusua	34	0	0	3	1	4	0
21	Shinobu Fujiwara	1	0	0	0	0	0	0
22	Nik McCurran	26	0	0	1	0	7	0
23	Yusuke Kajimura	1	0	0	0	0	0	0
<b>Team Total</b>		-	<b>36</b>	<b>5</b>	<b>100</b>	<b>22</b>	<b>170</b>	<b>2</b>

# HEAD TO HEAD

All Time

	Games	England Wins	Draws	Japan Wins
Overall:	5	5	0	0
England at Home:	2	2	0	0
Japan at Home:	1	1	0	0
Neutral Venue:	2	2	0	0



## LAST 10 MEETINGS

Year	Date	Team	Score	Opposition	Venue	Winner
2022	12/11/2022	England	52-13	Japan	Twickenham	England
1987	30/05/1987	England	60-7	Japan	Sydney	England
2018	17/11/2018	England	35-15	Japan	Twickenham	England
2023	17/09/2023	England	34-12	Japan	Allianz Riviera	England
2024	22/06/2024	Japan	17-52	England	Japan National Stadium	England

# RESULTS

Since 2023

ENGLAND								
Date	Opponent	Comp	H/A	Result	F	A	TF	TA
04/02/2023	Scotland	Six Nations	H	L	23	29	3	4
12/02/2023	Italy	Six Nations	H	W	31	14	5	2
25/02/2023	Wales	Six Nations	A	W	20	10	3	1
11/03/2023	France	Six Nations	H	L	10	53	1	7
18/03/2023	Ireland	Six Nations	A	L	16	29	1	4
05/08/2023	Wales	International	A	L	9	20	0	2
12/08/2023	Wales	International	H	W	19	17	1	2
19/08/2023	Ireland	International	A	L	10	29	1	5
26/08/2023	Fiji	International	H	L	22	30	3	3
09/09/2023	Argentina	RWC	H	W	27	10	0	1
17/09/2023	Japan	RWC	H	W	34	12	4	0
23/09/2023	Chile	RWC	H	W	71	0	11	0
07/10/2023	Samoa	RWC	H	W	18	17	2	2
15/10/2023	Fiji	RWC	H	W	30	24	2	3
21/10/2023	South Africa	RWC	H	L	15	16	0	1
27/10/2023	Argentina	RWC	A	W	26	23	2	2
03/02/2024	Italy	Six Nations	A	W	27	24	2	3
10/02/2024	Wales	Six Nations	H	W	16	14	2	2
24/02/2024	Scotland	Six Nations	A	L	21	30	2	3
09/03/2024	Ireland	Six Nations	H	W	23	22	3	2
16/03/2024	France	Six Nations	A	L	31	33	4	3
22/06/2024	Japan	International	A	W	52	17	8	2
06/07/2024	New Zealand	International	A	L	15	16	2	2
13/07/2024	New Zealand	International	A	L	17	24	2	2
02/11/2024	New Zealand	Autumn Nations Series	H	L	22	24	1	3
09/11/2024	Australia	Autumn Nations Series	H	L	37	42	5	5
16/11/2024	South Africa	Autumn Nations Series	H	L	20	29	2	4
<b>Average</b>					<b>22.7</b>	<b>24.7</b>	<b>2.5</b>	<b>2.9</b>

JAPAN								
Date	Opponent	Comp	H/A	Result	F	A	TF	TA
22/07/2023	Samoa	International	H	L	22	24	1	3
29/07/2023	Tonga	International	H	W	21	16	3	2
05/08/2023	Fiji	International	H	L	12	35	2	5
26/08/2023	Italy	International	A	L	21	42	3	5
10/09/2023	Chile	RWC	H	W	42	12	6	2
17/09/2023	England	RWC	A	L	12	34	0	4
28/09/2023	Samoa	RWC	H	W	28	22	3	3
08/10/2023	Argentina	RWC	H	L	27	39	3	5
22/06/2024	England	International	H	L	17	52	2	8
13/07/2024	Georgia	International	H	L	23	25	2	3
21/07/2024	Italy	International	H	L	14	42	2	5
25/08/2024	Canada	Pacific Nations Cup	A	W	55	28	8	4
07/09/2024	USA	Pacific Nations Cup	H	W	41	24	5	3
15/09/2024	Samoa	Pacific Nations Cup	A	W	49	27	7	3
21/09/2024	Fiji	Pacific Nations Cup	A	L	17	41	2	5
26/10/2024	New Zealand	International	H	L	19	64	3	10
09/11/2024	France	Autumn Nations Series	A	L	12	52	2	8
16/11/2024	Uruguay	Autumn Nations Series	H	W	36	20	5	2
<b>Average</b>					<b>25.6</b>	<b>35.1</b>	<b>3.4</b>	<b>4.7</b>

## FORM - ENGLAND

All Competitions

ENGLAND						
Record	Date	Opponent	Comp	Score	Days Since	Games Since
Last Win	22/06/2024	Japan	International	52-17	153	5
Last Loss	16/11/2024	South Africa	Autumn Nations Series	20-29	6	0
Last Home Win	09/03/2024	Ireland	Six Nations	23-22	258	7
Last Home Loss	16/11/2024	South Africa	Autumn Nations Series	20-29	6	0
Last Away Win	22/06/2024	Japan	International	52-17	153	5
Last Away Loss	13/07/2024	New Zealand	International	17-24	132	3

JAPAN						
Record	Date	Opponent	Comp	Score	Days Since	Games Since
Last Win	16/11/2024	Uruguay	Autumn Nations Series	36-20	6	0
Last Loss	09/11/2024	France	Autumn Nations Series	12-52	13	1
Last Home Win	16/11/2024	Uruguay	Autumn Nations Series	36-20	6	0
Last Home Loss	26/10/2024	New Zealand	International	19-64	27	2
Last Away Win	15/09/2024	Samoa	Pacific Nations Cup	49-27	68	4
Last Away Loss	09/11/2024	France	Autumn Nations Series	12-52	13	1

## LAST MEETING - STATISTICS

### Japan 17-52 England (2024-06-22 - International)

Japan	England	
2	Tries	8
2	Conversions	6
1	Penalty Goals	0
119	Ball Carries	104
10	Offloads	7
5	Line Breaks	8
33	Defenders Beaten	22
642	Carry Metres	563
145	Total Tackles	177
22	Missed Tackle	33
2	Turnovers Won	6
13	Turnover Conceded	6
15	Lineouts Won	16
0	Lineouts Lost	1
13	Total Penalties Conceded	16
17	Kicks in Play	29

#	Player	Minutes Played	Tries	Points	Ball Carries	Defenders Beaten	Tackles	Tackles - Success	Turnovers Won	Pens Conceded
15	Yoshitaka Yazaki	54	0	0	6	2	2	2	0	0
14	Jone Naikabula	80	0	0	6	4	8	5	1	1
13	Samisoni Tua	80	0	0	8	3	6	3	0	2
12	Tomoki Osada	80	0	0	8	1	12	9	0	2
11	Koga Nezuka	80	1	5	10	2	7	3	0	0
10	Seungsin Lee	60	0	3	7	2	8	5	0	0
9	Naoto Saito	54	0	0	3	1	0	0	0	0
1	Takayoshi Mohara	63	0	0	6	0	14	9	0	1
2	Mamoru Harada	49	0	0	4	0	5	4	0	2
3	Shuhei Takeuchi	47	0	0	6	1	10	8	0	2
4	Sanaila Waqa	54	0	0	6	0	10	9	0	2
5	Warner Dearn	80	0	0	6	3	8	7	0	0
6	Michael Leitch	80	0	0	13	3	13	11	0	0
7	Tiennan Costley	60	0	0	5	2	13	12	0	0
8	Faulua Makisi	80	0	0	10	2	13	11	0	0
16	Atsushi Sakate	31	0	0	1	1	8	5	0	0
17	Shogo Miura	17	0	0	1	0	0	0	0	0
18	Keijiro Tamefusa	33	0	0	2	2	4	4	0	0
19	Amanaki Saumaki	26	0	0	2	1	4	3	0	1
20	Kai Yamamoto	20	0	0	2	2	7	6	0	0
21	Shinobu Fujiwara	26	0	0	1	0	4	3	1	0
22	Rikiya Matsuda	20	0	4	2	0	3	2	0	0
23	Takuya Yamasawa	26	1	5	4	1	2	2	0	0

#	Player	Minutes	Tries	Points	Ball Carries	Defenders Beaten	Tackles	Tackles - Success	Turnovers Won	Pens Conceded
15	George Furbank	80	0	0	6	2	7	3	0	0
14	Immanuel Feyi-Waboso	60	1	5	7	2	8	6	1	0
13	Henry Slade	80	1	9	4	2	9	7	0	0
12	Ollie Lawrence	80	0	0	7	0	9	5	0	1
11	Tommy Freeman	65	0	0	6	1	8	6	0	0
10	Marcus Smith	54	1	13	4	1	10	6	0	2
9	Alex Mitchell	51	1	5	4	4	5	4	0	0
1	Bevan Rodd	44	0	0	3	0	7	6	0	3
2	Jamie George	44	0	0	4	0	7	5	0	1
3	Dan Cole	56	0	0	1	0	8	7	0	1
4	Maro Itoje	80	0	0	11	1	12	11	1	0
5	George Martin	80	0	0	9	3	16	13	0	0
6	Chandler Cunningham-So...	56	1	5	5	0	15	13	0	0
7	Sam Underhill	74	1	5	5	0	13	10	2	0
8	Ben Earl	80	1	5	13	2	16	13	1	1
16	Theo Dan	36	0	0	5	1	13	9	0	0
17	Joe Marler	36	0	0	2	1	6	5	1	0
18	Will Stuart	24	0	0	2	0	3	3	0	2
19	Charlie Ewels	8	0	0	0	0	1	0	0	1
20	Tom Curry	29	0	0	3	0	8	7	0	2
21	Harry Randall	29	1	5	1	0	4	2	0	0
22	Fin Smith	15	0	0	1	0	5	2	0	0
23	Tom Roebuck	20	0	0	1	2	3	1	0	0

**TEAM ANALYSIS**  
**2024 INTERNATIONALS**

# TEAM ANALYSIS - MATCH AVERAGES

2024 INTERNATIONALS

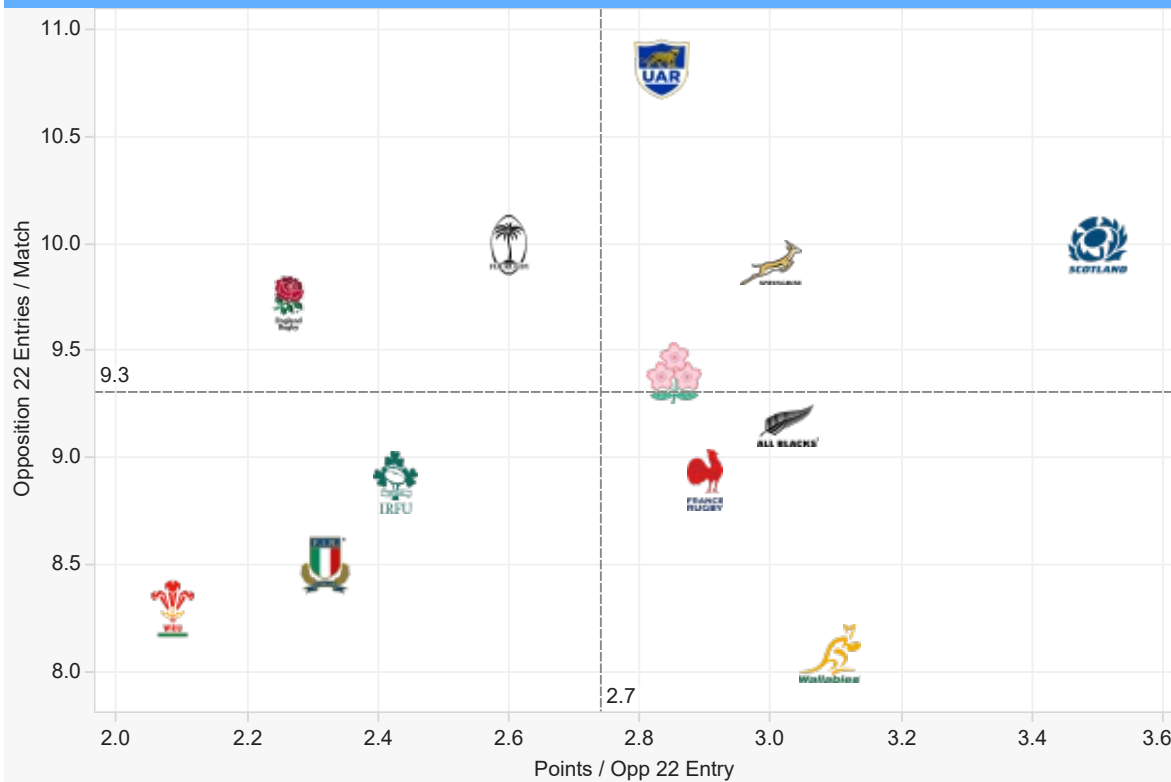
		
25.5	Points	28.3
3.0	Tries	3.8
73.3%	Goal Kicking %	80.0%
100.1	Carries	131.9
611.9	Carry Metres	896.1
9.7	Opposition 22 Entries	9.4
2.3	Points / Opp 22 Entry	2.9
5.5	Line Breaks	7.4
21.5	Defenders Beaten	27.3
4.3	Offloads	7.1
122.6	Passes	185.7
30.1	Kicks From Hand	21.0
169.9	Tackles	146.5
26.9	Missed Tackles	23.4
84.2%	Tackle %	84.0%
9.8	Dominant Tackles	6.1
9.4	Pens Conceded	9.8
0.4	Yellow Cards	0.3
1	Red Cards (Total)	2
3.5	Turnovers Won	3.4
12.8	Turnovers Conceded	12.8
91.9%	Lineout Success %	88.9%
89.5%	Scrum Success %	89.6%
95.7%	Ruck Success %	95.3%
44.7%	Gainline Forward %	45.6%

All stats are on a per match basis (unless stated otherwise)

# TEAM ANALYSIS - 22 ENTRIES

2024 INTERNATIONALS

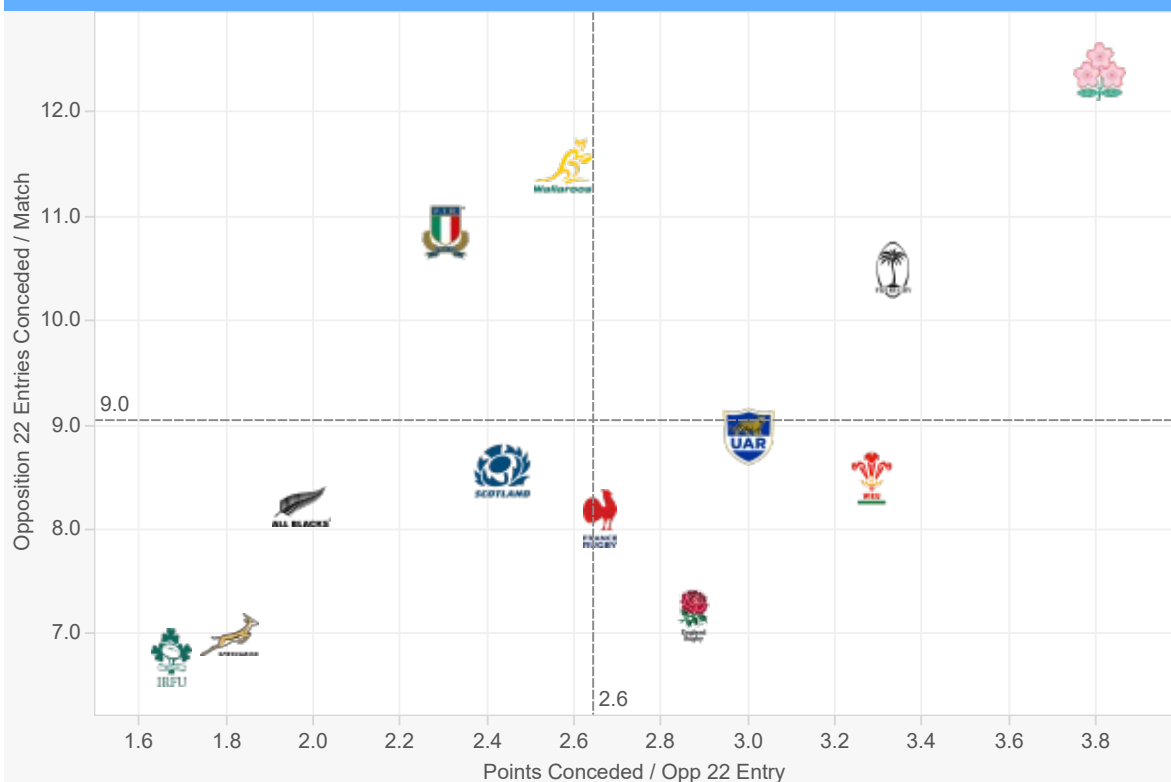
## 22 ENTRIES FOR



22 Entries / Match	
Argentina	10.8
Scotland	10.0
Fiji	10.0
South Africa	9.9
England	9.7
Japan	9.4
New Zealand	9.2
France	8.9
Ireland	8.9
Italy	8.5
Wales	8.3
Australia	8.1

Points / Entry	
Scotland	3.5
Australia	3.1
New Zealand	3.0
South Africa	3.0
France	2.9
Japan	2.9
Argentina	2.8
Fiji	2.6
Ireland	2.4
Italy	2.3
England	2.3
Wales	2.1

## 22 ENTRIES AGAINST



22 Entries Con. / Match	
Japan	12.4
Australia	11.5
Italy	10.9
Fiji	10.5
Argentina	8.9
Scotland	8.6
Wales	8.5
New Zealand	8.2
France	8.1
England	7.2
South Africa	7.0
Ireland	6.8

Points Con / Entry	
Japan	12.4
Fiji	10.5
Wales	8.5
Argentina	8.9
England	7.2
France	8.1
Australia	11.5
Scotland	8.6
Italy	10.9
New Zealand	8.2
South Africa	7.0
Ireland	6.8

# TEAM ANALYSIS - POINTS & TRIES

2024 INTERNATIONALS

## POINTS PER PERIOD

	SCORED					CONCEDED				
	Total	1'-20'	21'-HT	HT-60'	61'-80'	Total	1'-20'	21'-HT	HT-60'	61'-80'
Argentina	357	66	102	73	116	281	84	92	61	44
Australia	302	80	84	52	86	307	72	85	49	101
England	281	79	68	85	49	268	66	82	41	79
Fiji	255	52	54	80	69	133	48	24	21	40
France	306	71	79	84	72	202	44	50	46	62
Ireland	224	59	65	30	70	97	39	19	13	26
Italy	212	66	47	39	60	139	36	25	42	36
Japan	276	76	70	50	80	190	47	42	39	62
New Zealand	402	117	138	75	72	251	60	74	53	64
Scotland	437	109	125	82	121	259	61	67	71	60
South Africa	391	98	90	68	135	109	32	22	36	19
Wales	160	23	51	29	57	164	35	40	37	52
<b>Total</b>	<b>3,603</b>	<b>896</b>	<b>973</b>	<b>747</b>	<b>987</b>	<b>2,901</b>	<b>753</b>	<b>764</b>	<b>601</b>	<b>783</b>

## TRIES PER PERIOD

	SCORED					CONCEDED				
	Total	1'-20'	21'-HT	HT-60'	61'-80'	Total	1'-20'	21'-HT	HT-60'	61'-80'
Argentina	46	7	14	9	16	34	11	11	6	6
Australia	37	9	9	7	12	39	9	10	6	14
England	33	9	7	11	6	30	8	8	5	9
Fiji	35	8	7	10	10	19	7	3	3	6
France	34	8	8	10	8	24	5	5	6	8
Ireland	27	6	7	4	10	12	6	1	1	4
Italy	23	8	3	5	7	10	2	1	4	3
Japan	37	10	9	7	11	25	6	5	5	9
New Zealand	49	16	18	8	7	36	8	12	7	9
Scotland	58	15	15	11	17	28	7	6	7	8
South Africa	48	14	11	5	18	15	5	2	5	3
Wales	20	2	6	4	8	20	4	5	5	6
<b>Total</b>	<b>447</b>	<b>112</b>	<b>114</b>	<b>91</b>	<b>130</b>	<b>346</b>	<b>90</b>	<b>85</b>	<b>70</b>	<b>101</b>

## TRY ORIGIN

	SCORED									CONCEDED								
	Total	Counter Attack	Free Kick	Lineout	Penalty	Scrum	Start Half	Tap Penalty	Turnover	Total	Counter Attack	Free Kick	Lineout	Penalty	Scrum	Start Half	Tap Penalty	Turnover
Argentina	56	9	0	17	0	6	1	3	20	40	5	0	18	0	4	0	2	11
Australia	44	7	2	19	1	5	0	2	8	48	8	0	17	0	6	0	3	14
England	38	5	0	20	0	3	1	2	7	37	6	2	15	0	3	0	1	10
Fiji	39	4	1	13	0	9	0	2	10	21	1	1	11	1	4	0	0	3
France	43	9	1	10	0	9	0	2	12	28	3	0	16	0	4	1	0	4
Ireland	26	0	0	18	0	2	1	1	4	13	0	0	8	0	2	0	1	2
Italy	27	2	0	11	0	4	0	1	9	14	2	0	5	1	1	0	1	4
Japan	46	8	0	17	0	3	0	4	14	32	8	0	12	0	3	0	1	8
New Zealand	60	11	2	22	0	6	0	2	17	43	7	0	16	0	5	0	3	12
Scotland	70	11	0	32	1	5	0	2	19	32	4	0	15	0	5	0	1	7
South Africa	54	4	0	23	1	8	0	2	16	16	0	1	5	0	4	0	2	4
Wales	26	2	0	15	0	2	0	4	3	21	1	0	6	0	4	1	5	4
<b>Total</b>	<b>529</b>	<b>72</b>	<b>6</b>	<b>217</b>	<b>3</b>	<b>62</b>	<b>3</b>	<b>27</b>	<b>139</b>	<b>407</b>	<b>52</b>	<b>5</b>	<b>170</b>	<b>3</b>	<b>53</b>	<b>3</b>	<b>22</b>	<b>99</b>

Max & Min values are highlighted per time-frame/phase/section



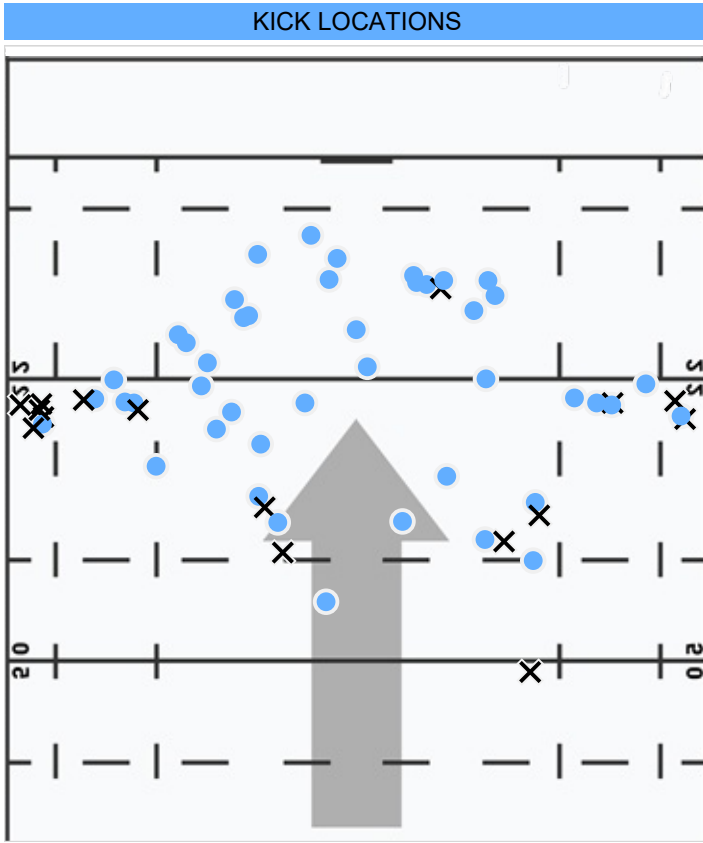
England  
Rugby

# ***TEAM ANALYSIS***

## ***ENGLAND - 2024 INTERNATIONALS***

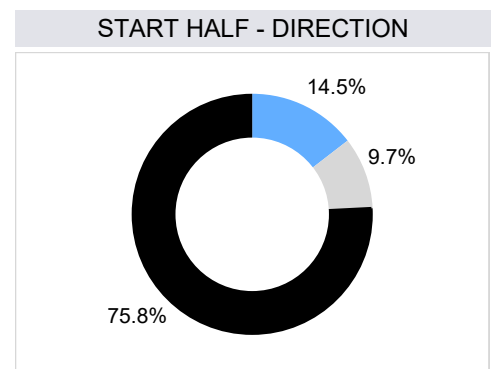
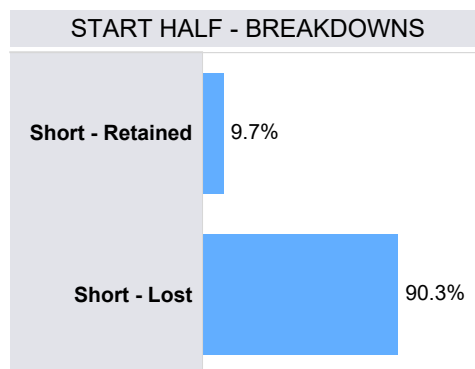
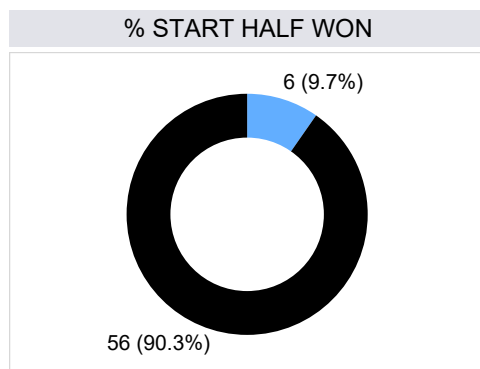
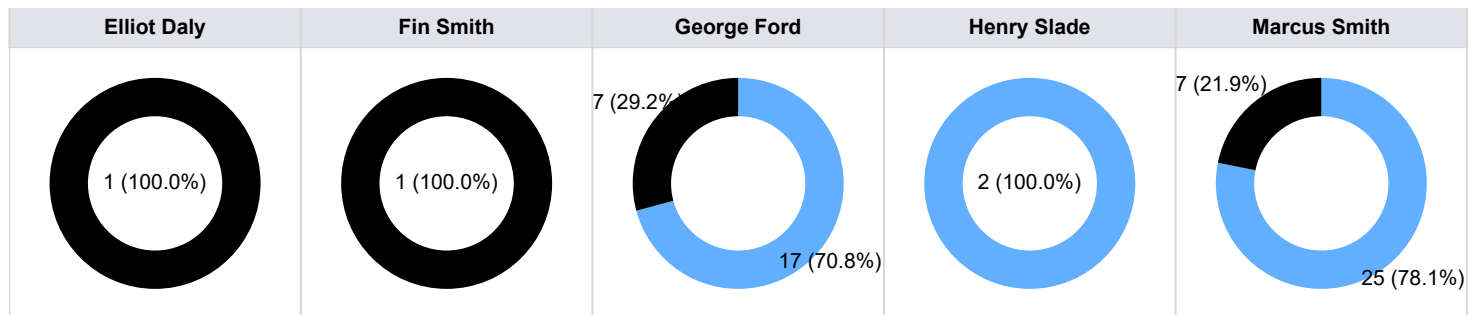
# KICKING

ENGLAND - 2024 INTERNATIONALS



LAST 20 KICKS AT GOAL				
Opponent	Min	Player	Pts Gained	
South Africa	5	Marcus Smith	0.43	Conv Made
	16	Marcus Smith	0.78	Pen Made
	27	Marcus Smith	0.13	Conv Made
	52	Marcus Smith	0.19	Pen Made
Australia	6	Marcus Smith	-1.16	Conv Missed
	13	Marcus Smith	0.08	Conv Made
	20	Marcus Smith	0.79	Pen Made
	31	Marcus Smith	0.39	Pen Made
	58	Marcus Smith	-1.23	Conv Missed
	69	Marcus Smith	0.79	Conv Made
New Zealand	80	Marcus Smith	0.21	Conv Made
	5	Marcus Smith	0.10	Pen Made
	13	Marcus Smith	0.33	Pen Made
	31	Marcus Smith	0.48	Pen Made
	37	Marcus Smith	0.59	Pen Made
	45	Marcus Smith	0.11	Conv Made
New Zealand	60	Marcus Smith	0.59	Pen Made
	79	George Ford	-2.13	Pen Missed
	15	Marcus Smith	0.06	Conv Made
	43	Marcus Smith	0.63	Conv Made
<b>Overall Points Gained</b>			<b>-8.37</b>	

## KICKS AT GOAL



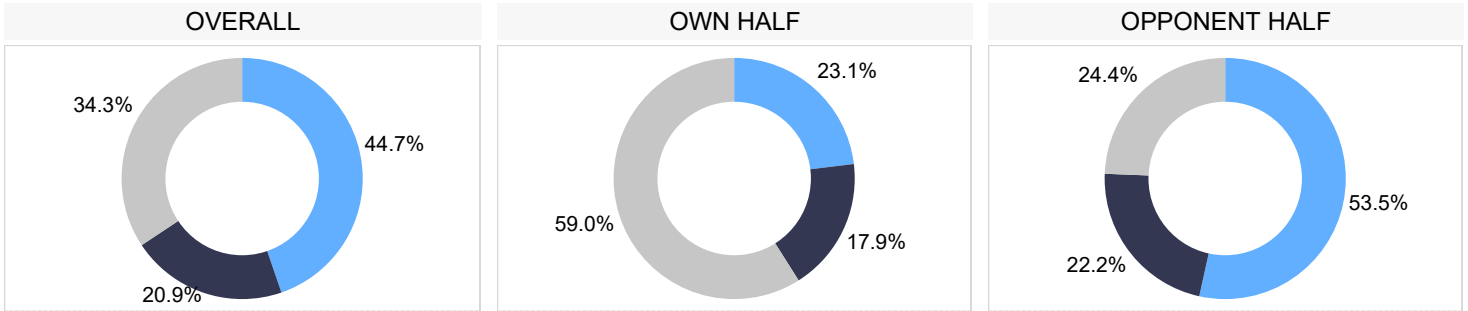
Won Lost

Right Split Left

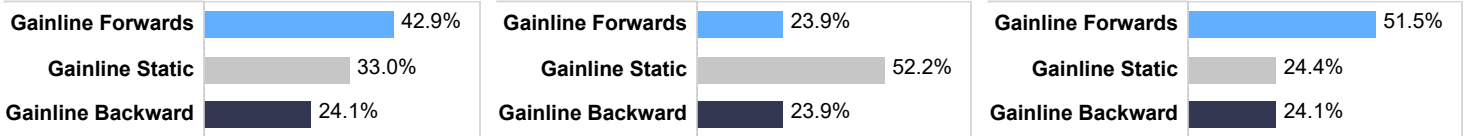
# COLLISIONS

ENGLAND - 2024 INTERNATIONALS

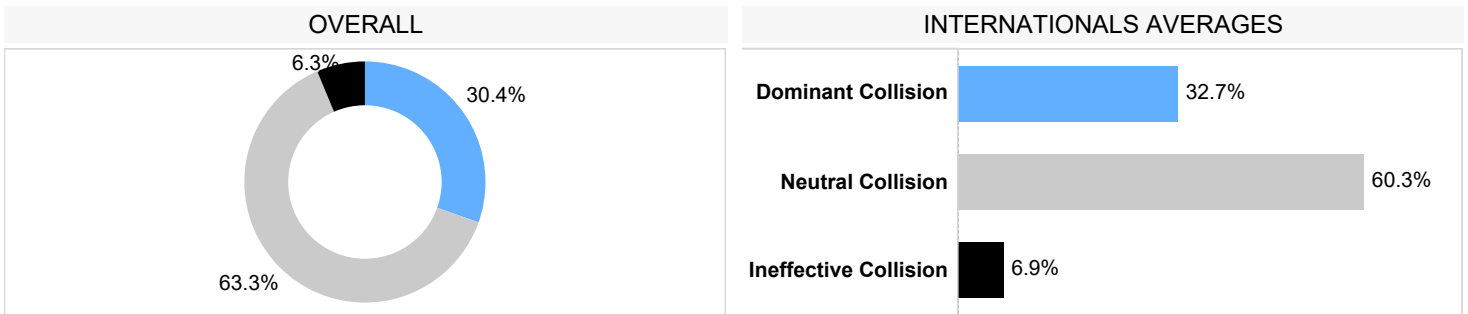
## GAINLINE SUCCESS



### INTERNATIONALS AVERAGES

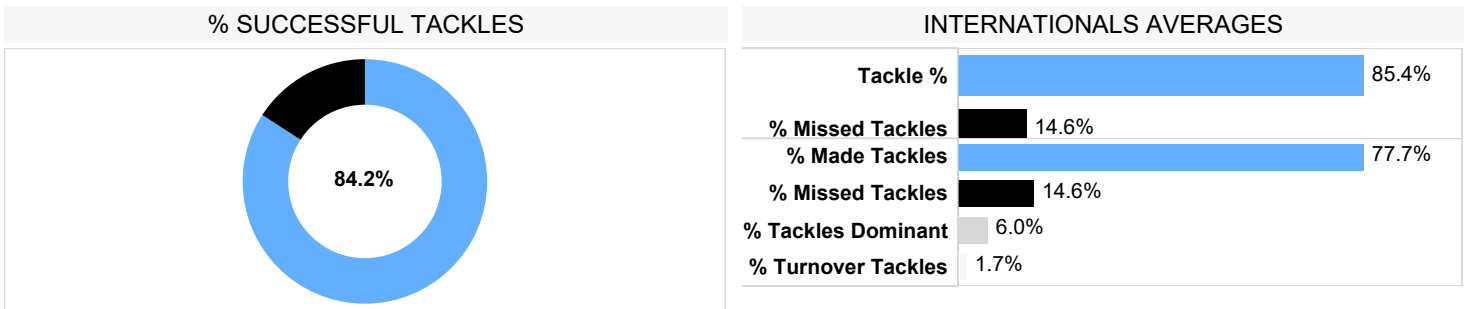


## CARRIES INTO CONTACT\*

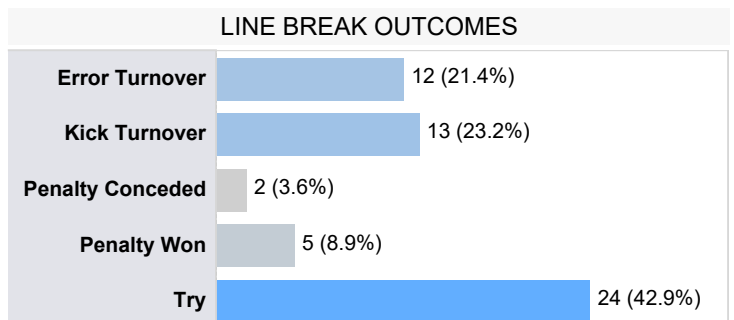


\*dominance based on tackle outcome

## TACKLES

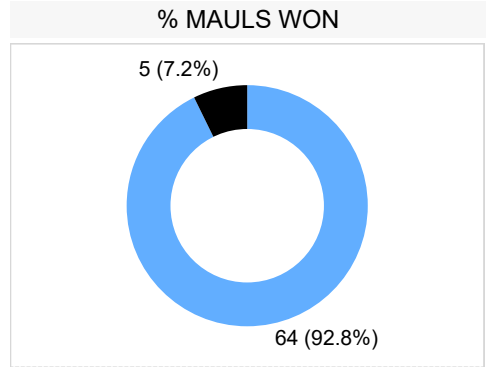
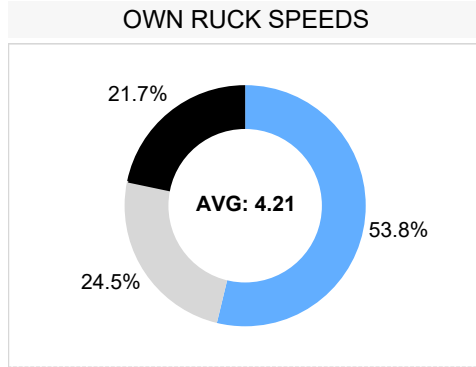
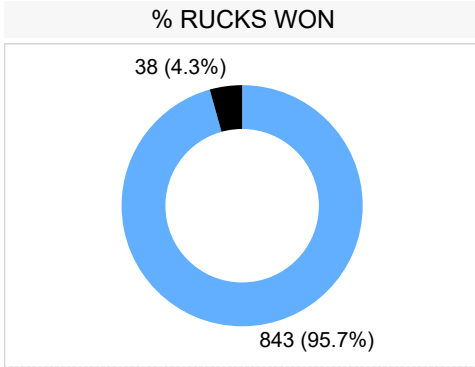


CARRIES & BREAKS	
Line Breaks	60
Line breaks / match	5.5
Defenders Beaten	237
Defenders Beaten / match	21.5
Ball Carries	1,101
Carries / Match	100.1

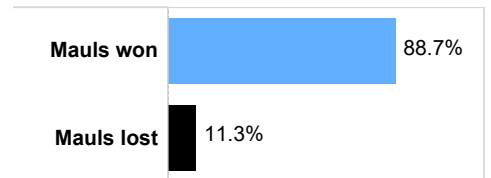
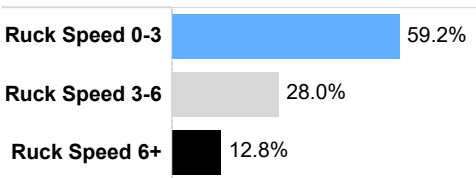
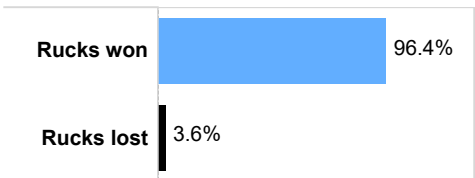


# BREAKDOWN

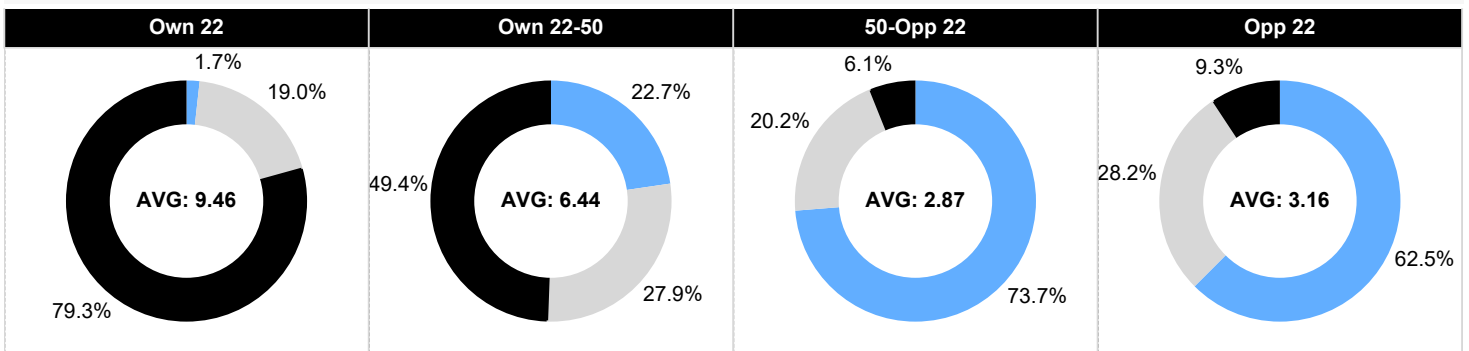
ENGLAND - 2024 INTERNATIONALS



## INTERNATIONALS AVERAGES



## RUCK SPEEDS - LOCATIONS



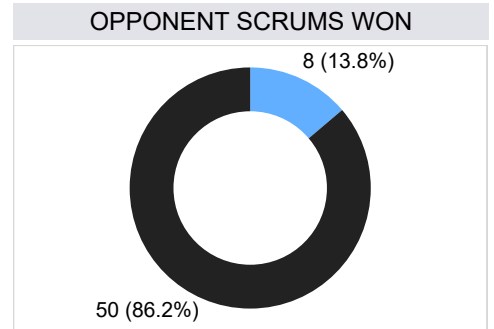
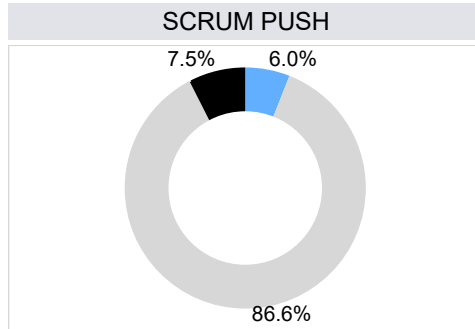
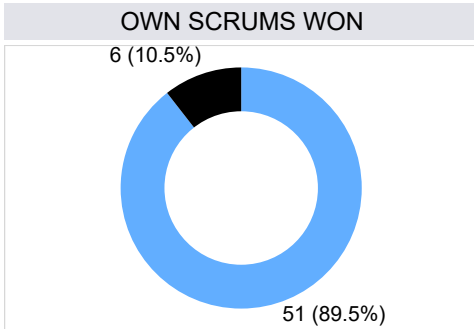
■ Ruck Speed 0-3   
 ■ Ruck Speed 3-6   
 ■ Ruck Speed 6+

Attacking Breakdown Arrivals			Defensive Breakdown Arrivals			Breakdown Steals		
1	Maro Itoje	278	1	Maro Itoje	130	1	Sam Underhill	7
2	Jamie George	199	2	Ben Earl	88	2	Maro Itoje	5
3	Will Stuart	153	3	Sam Underhill	52	3	Ben Earl	3
4	George Martin	140	4	Jamie George	46	4	Ollie Lawrence	2
5	Sam Underhill	114	5	George Martin	40	<b>Team Total</b>		23

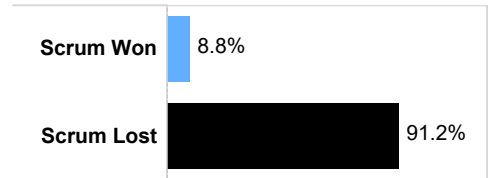
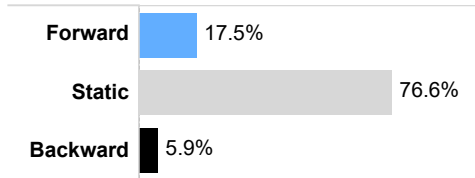
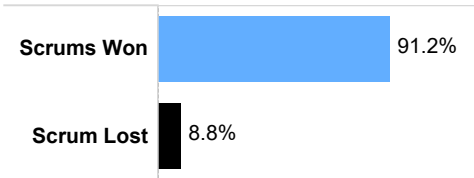
# SET PIECE

ENGLAND - 2024 INTERNATIONALS

## SCRUMS



### INTERNATIONALS AVERAGES



### OWN SCRUMS

Scrum Won	Scrum Reset Retained	Scrum Lost
51	10	6

### OPPONENT SCRUMS

Scrum Won	Scrum Reset Retained	Scrum Lost
8	13	50

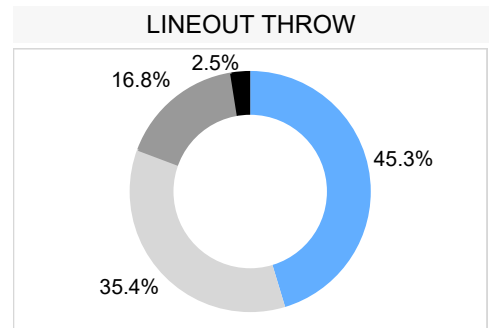
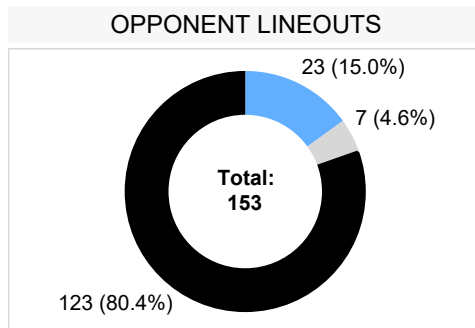
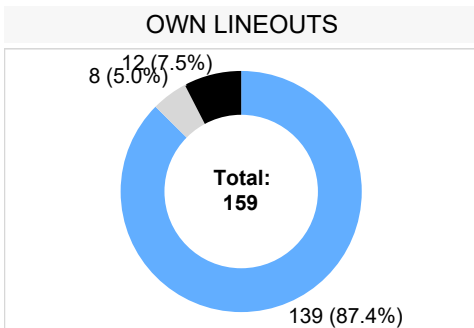
### OWN SCRUMS WON

	Used	Penalty	Free Kick
Total	32	15	4
% of Total	62.7%	29.4%	7.8%

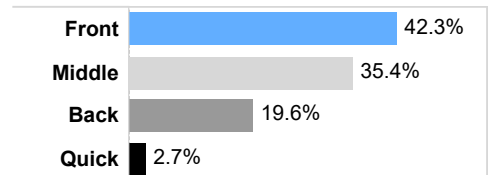
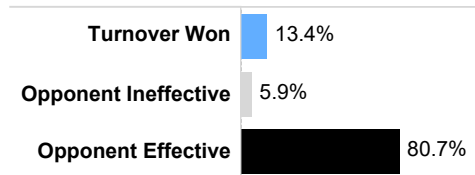
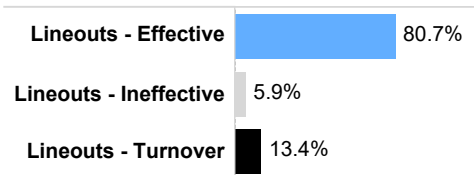
### OPPONENT SCRUMS WON

	Used	Penalty	Free Kick
Total	4	4	4
% of Total	50.0%	50.0%	50.0%

## LINEOUTS



### INTERNATIONALS AVERAGES

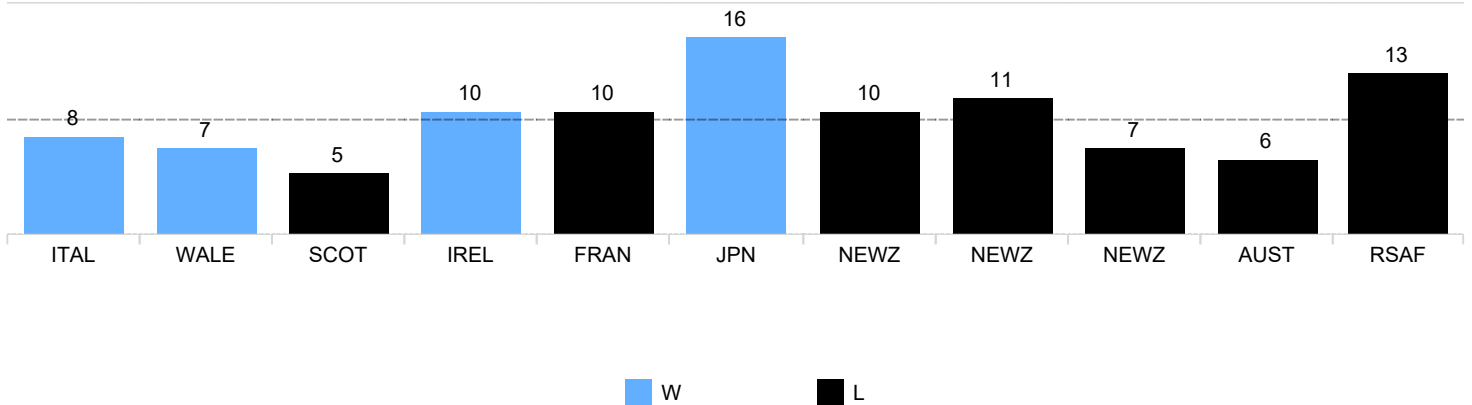


# DISCIPLINE

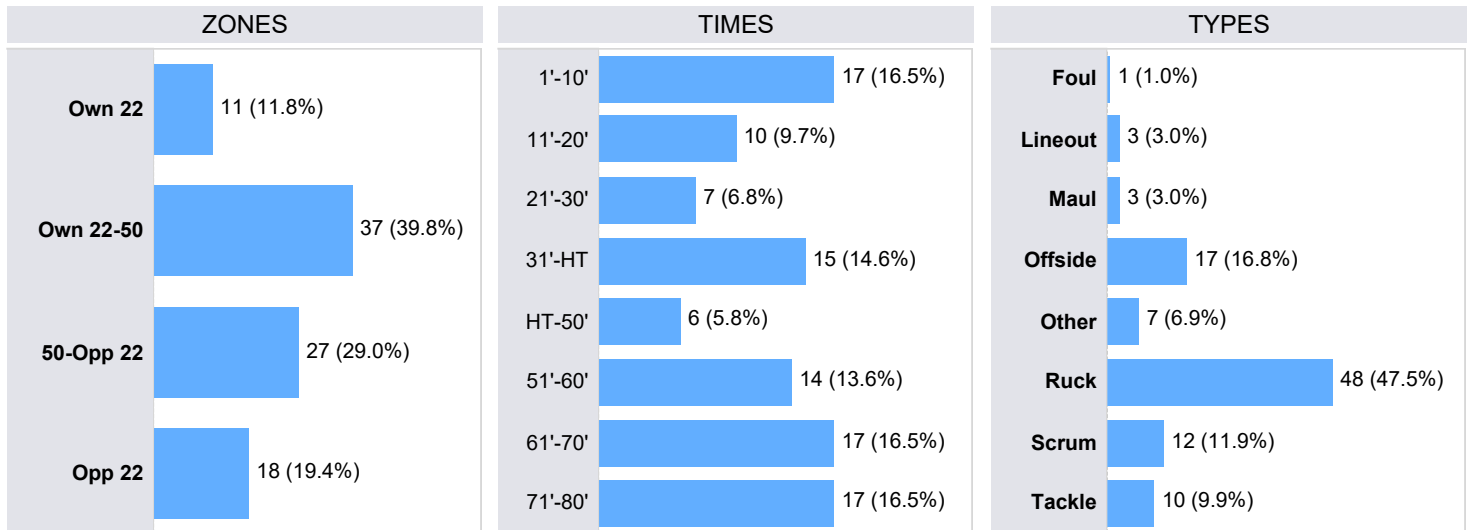
ENGLAND - 2024 INTERNATIONALS

Statistic	Team	Year Average
Total penalties conceded / match	9.4	5.3
Yellow cards / match	0.4	0.4
Red cards / match	0.1	0.0

## PENALTIES CONCEDED PER MATCH




## PENALTIES & INFRINGEMENTS



## PLAYER STATISTICS - PER 80 AVERAGES WITH A MINIMUM 240 MINUTES PLAYED

Total penalties conceded		Penalties conceded / 80 minutes		Yellow / Red cards	
1	Maro Itoje	15	1.5	1	Charlie Ewels 0 / 1
2	Ben Earl	11	1.4	2	Elliot Daly 1 / 0
3	Will Stuart	9	1.0	3	Ethan Roots 1 / 0
4	Ollie Lawrence	6	1.0	4	Marcus Smith 1 / 0
5	Dan Cole	5	1.0	5	Ollie Chessum 1 / 0

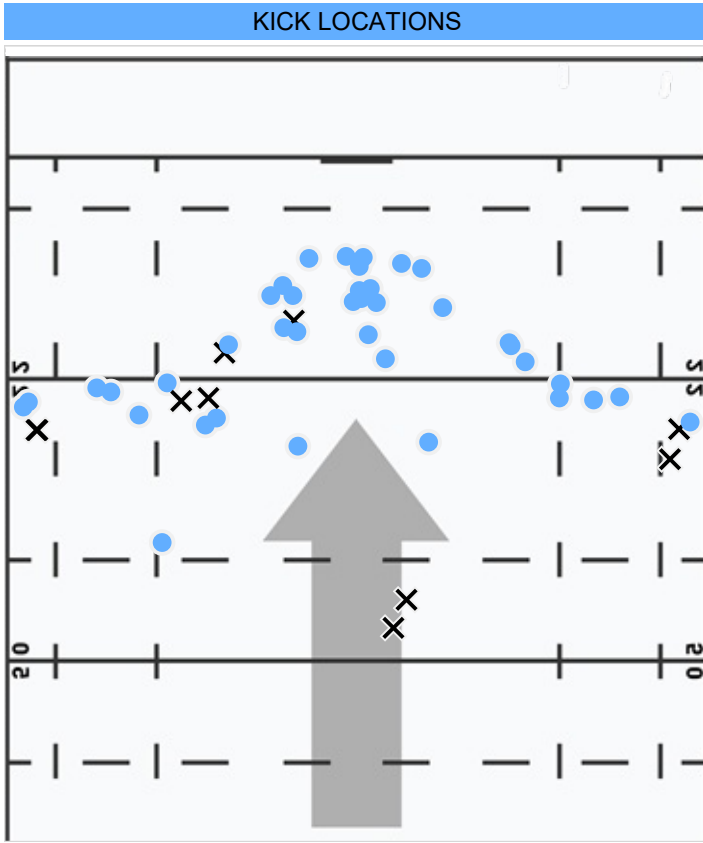


# ***TEAM ANALYSIS***

## ***JAPAN - 2024 INTERNATIONALS***

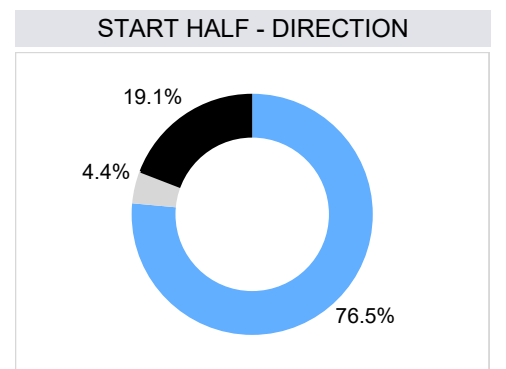
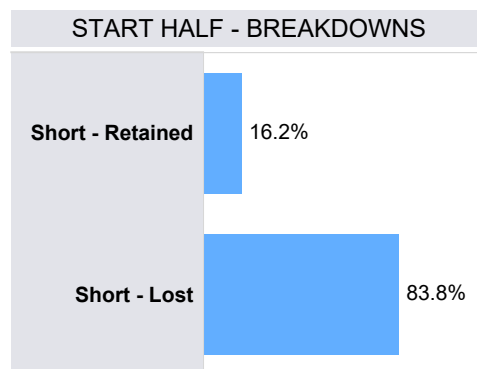
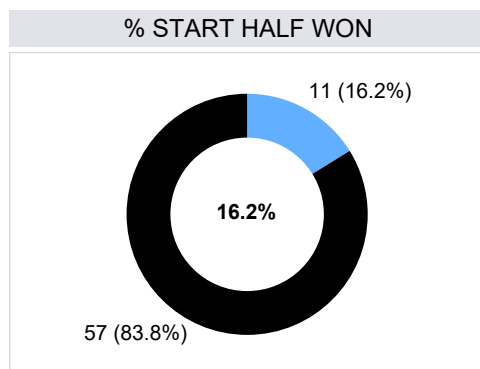
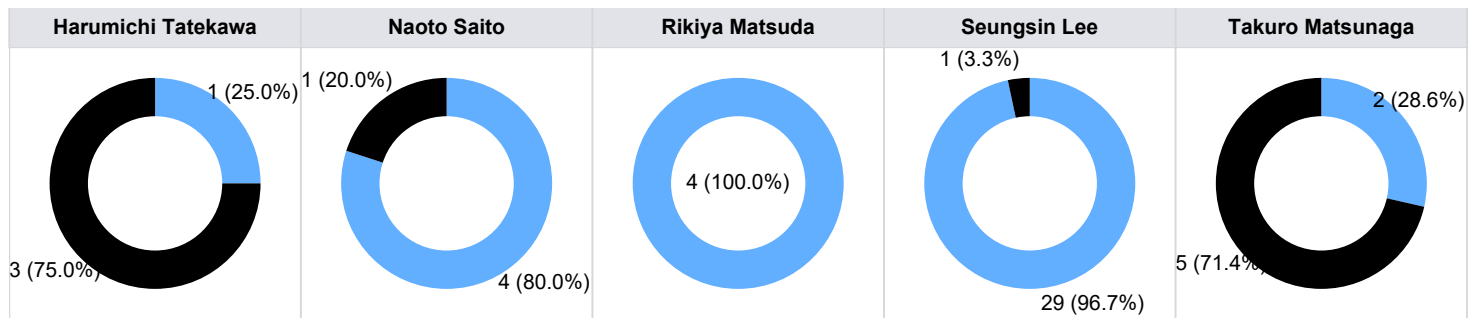
# KICKING

JAPAN - 2024 INTERNATIONALS



LAST 20 KICKS AT GOAL				
Opponent	Min	Player	Pts Gained	
Uruguay	10	Takuro Matsunaga	-1.94	Conv Missed
	26	Takuro Matsunaga	1.05	Pen Made
	33	Takuro Matsunaga	-0.68	Conv Missed
	37	Takuro Matsunaga	-1.84	Conv Missed
	53	Takuro Matsunaga	-0.68	Conv Missed
France	61	Naoto Saito	0.18	Pen Made
	69	Naoto Saito	0.66	Pen Made
	77	Naoto Saito	-2.19	Pen Missed
	79	Naoto Saito	0.14	Conv Made
New Zealand	51	Naoto Saito	0.99	Conv Made
	62	Takuro Matsunaga	-0.68	Conv Missed
	70	Takuro Matsunaga	0.03	Conv Made
Fiji	6	Harumichi Tateka..	0.10	Conv Made
	19	Harumichi Tateka..	-1.72	Conv Missed
	78	Seungsin Lee	0.07	Conv Made
Samoa	7	Seungsin Lee	0.08	Pen Made
	21	Seungsin Lee	0.07	Conv Made
	40	Seungsin Lee	0.49	Conv Made
<b>Overall Points Gained</b>			<b>-12.31</b>	

## KICKS AT GOAL



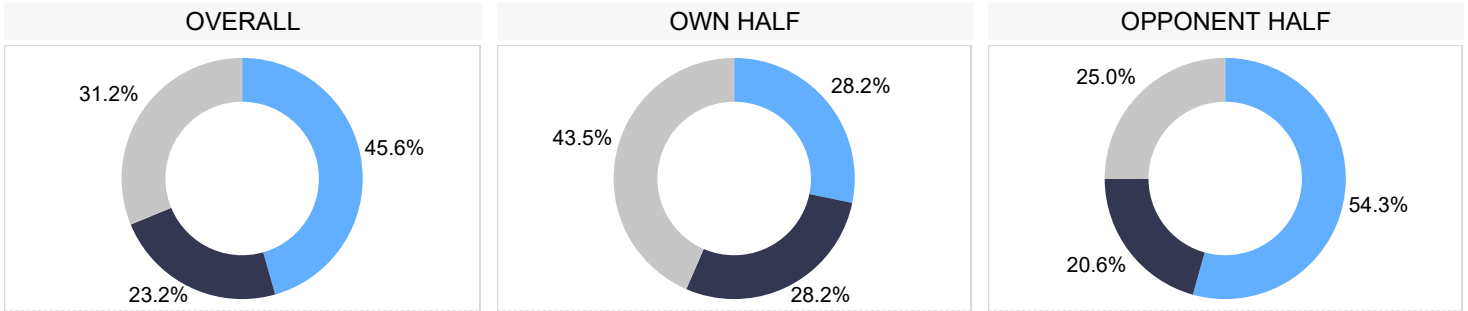
Won Lost

Right Split Left

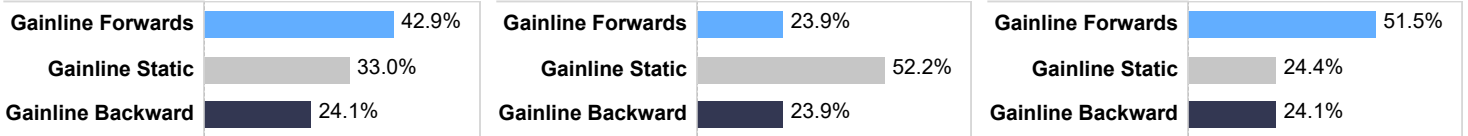
# COLLISIONS

JAPAN - 2024 INTERNATIONALS

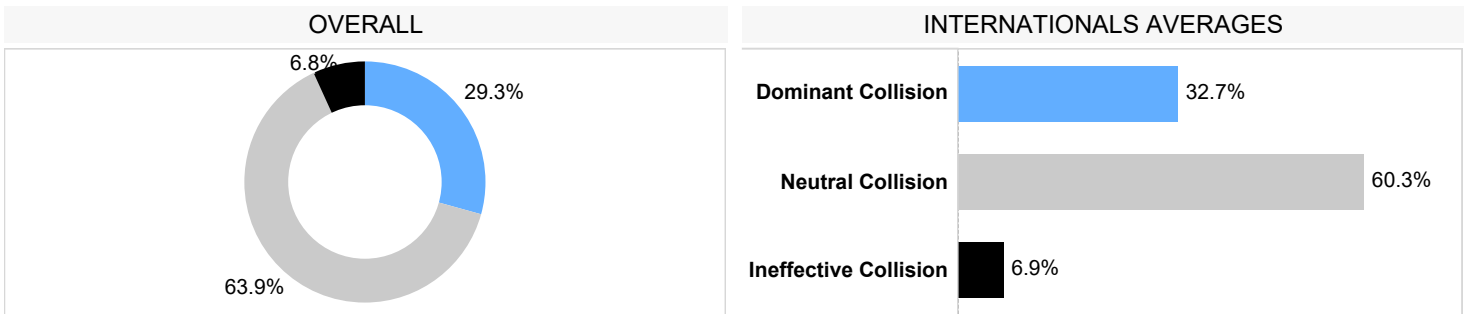
## GAINLINE SUCCESS



### CHAMPIONSHIP AVERAGES

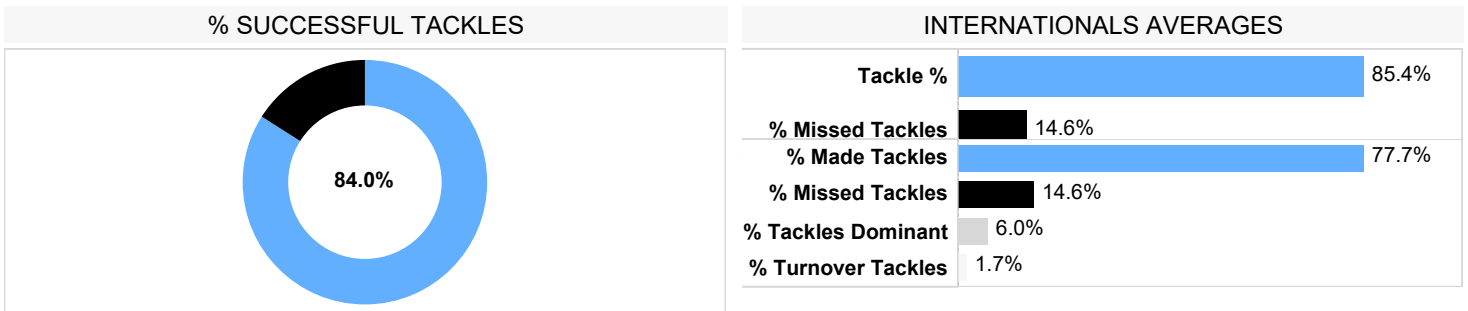


## CARRIES INTO CONTACT\*

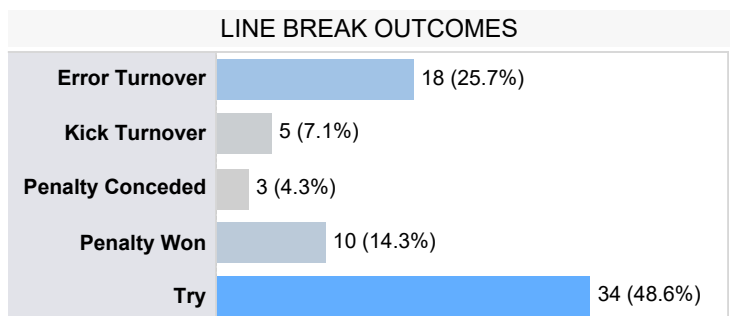


\*dominance based on tackle outcome

## TACKLES

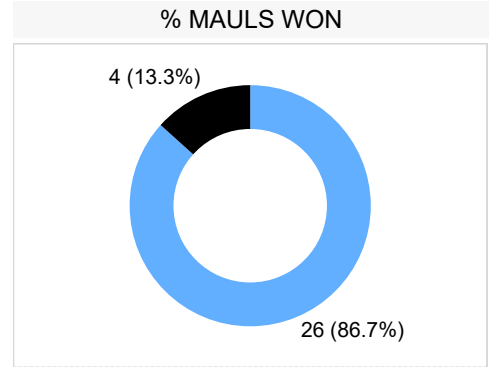
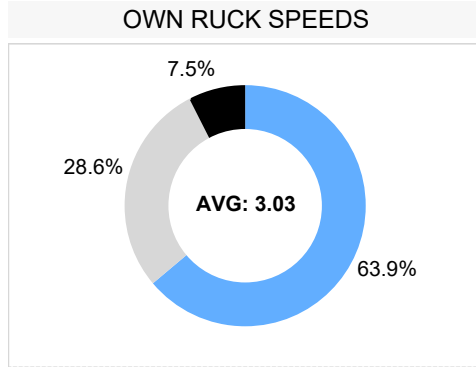
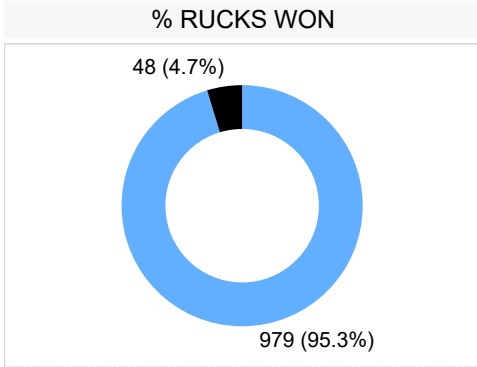


CARRIES & BREAKS	
Line Breaks	74
Line breaks / match	7.4
Defenders Beaten	273
Defenders Beaten / match	27.3
Ball Carries	1,319
Carries / Match	131.9

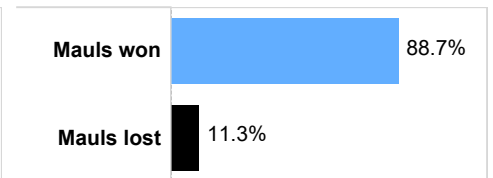
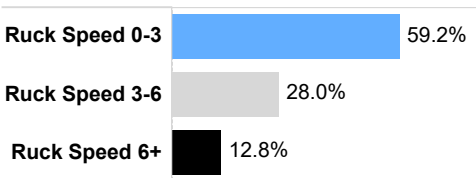
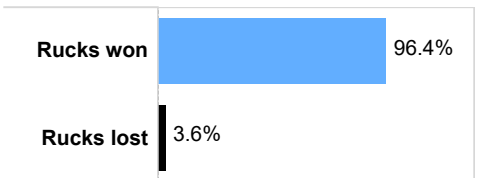


# BREAKDOWN

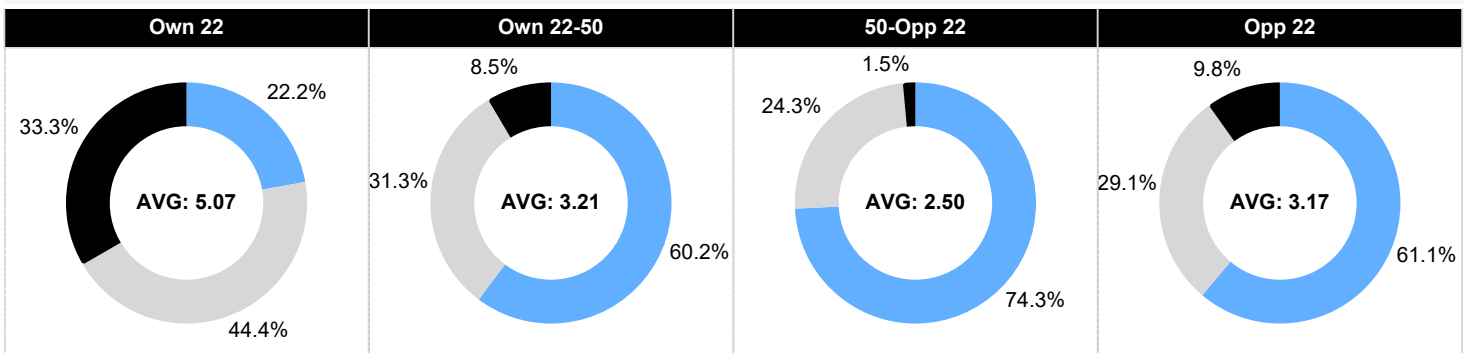
JAPAN - 2024 INTERNATIONALS



## INTERNATIONALS AVERAGES



## RUCK SPEEDS - LOCATIONS



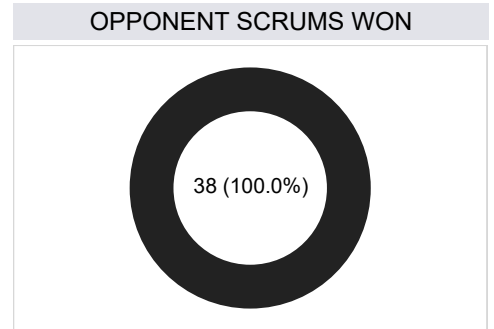
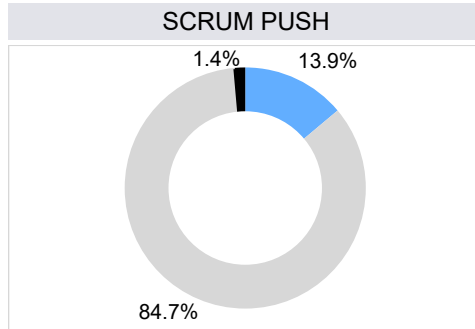
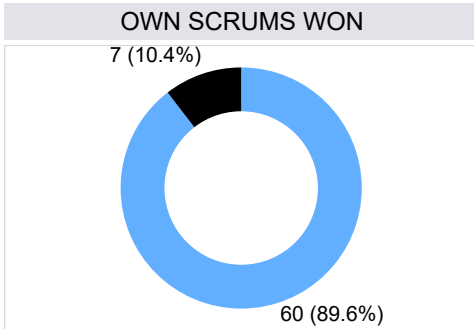
■ Ruck Speed 0-3   
 ■ Ruck Speed 3-6   
 ■ Ruck Speed 6+

Attacking Breakdown Arrivals		Defensive Breakdown Arrivals		Breakdown Steals				
1	Warner Dearn	193	1	Kazuki Himeno	22	1	Warner Dearn	4
2	Shuhe Takeuchi	180	2	Kanji Shimokawa	19	2	Keijiro Tamefusa	3
3	Kanji Shimokawa	153	3	Tiennan Costley	19	3	Sanaila Waqa	3
4	Mamoru Harada	149	4	Warner Dearn	18	4	Kazuki Himeno	2
5	Faulua Makisi	120	5	Malo Tuitama	17	<b>Team Total</b>		21

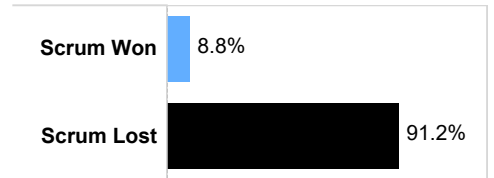
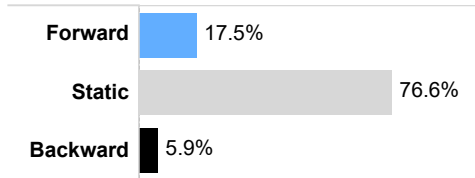
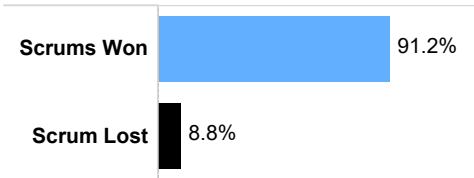
# SET PIECE

JAPAN - 2024 INTERNATIONALS

## SCRUMS



### INTERNATIONALS AVERAGES



**OWN SCRUMS**

Scrum Won	Scrum Reset Retained	Scrum Lost
60	5	7

**OPPONENT SCRUMS**

Scrum Reset Retained	Scrum Lost
5	38

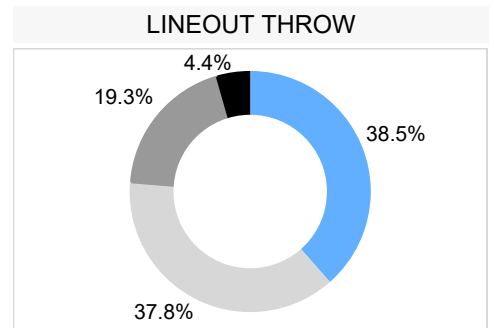
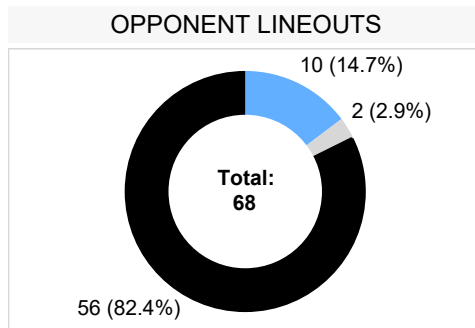
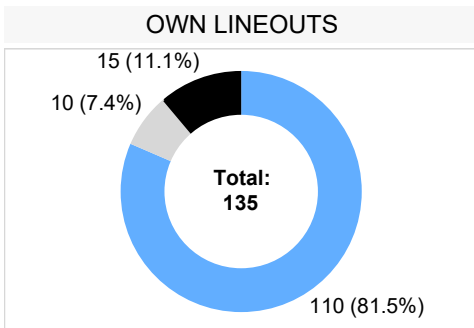
**OWN SCRUMS WON**

	Used	Penalty	Free Kick
Total	53	5	2
% of Total	88.3%	8.3%	3.3%

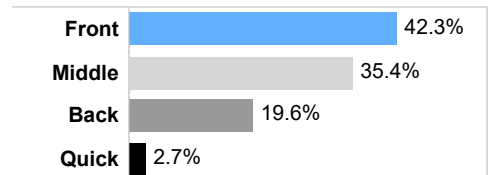
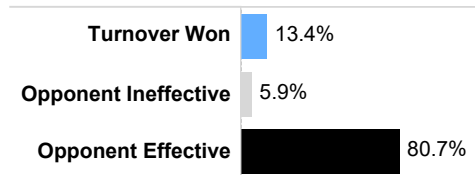
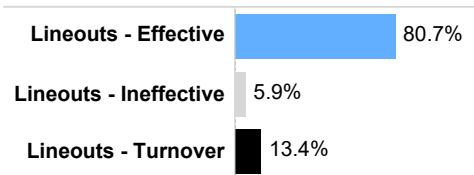
**OPPONENT SCRUMS WON**

	Used	Penalty	Free Kick
Total			
% of Total			

## LINEOUTS



### INTERNATIONALS AVERAGES

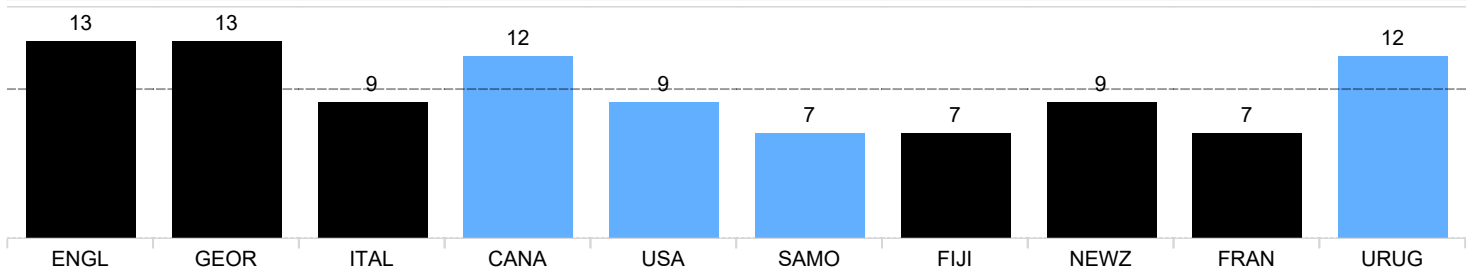


# DISCIPLINE

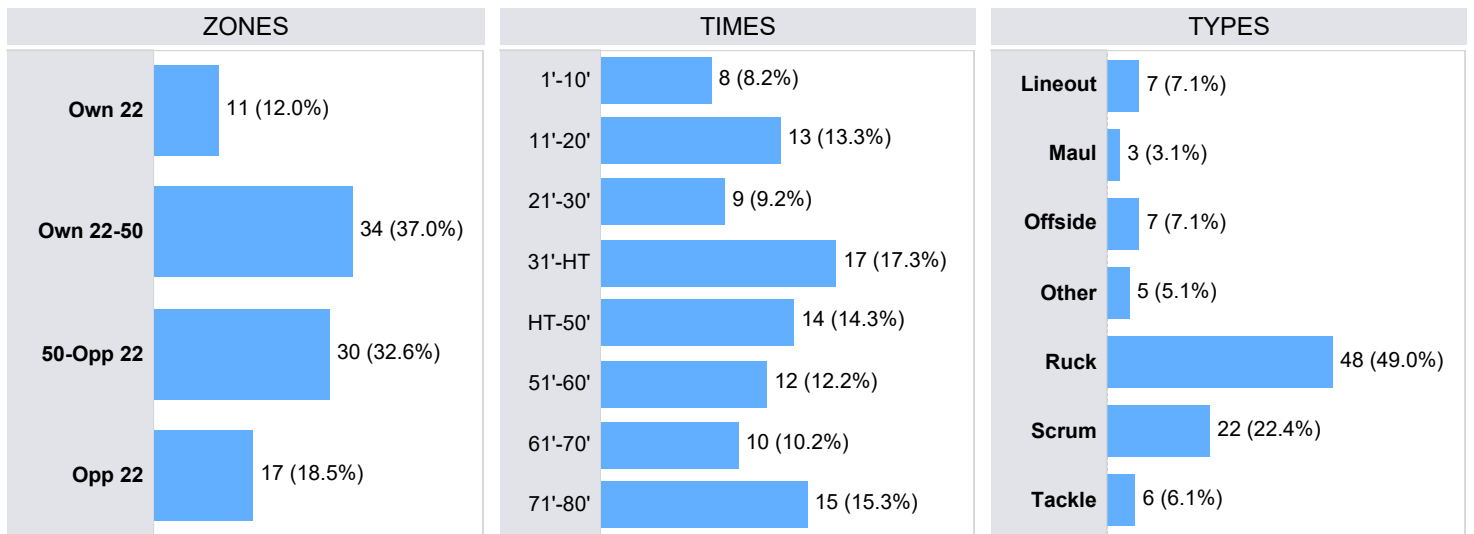
JAPAN - 2024 INTERNATIONALS

Statistic	Team	Year Average
Total penalties conceded / match	9.8	5.3
Yellow cards / match	0.3	0.4
Red cards / match	0.2	0.0

## PENALTIES CONCEDED PER MATCH



## PENALTIES & INFRINGEMENTS



## PLAYER STATISTICS - PER 80 AVERAGES WITH A MINIMUM 240 MINUTES PLAYED

Total penalties conceded		Penalties conceded / 80 minutes		Yellow / Red cards	
1	Takayoshi Mohara 9	1	Sanaila Waqa 1.5	1	Kanji Shimokawa 0 / 1
2	Shuheii Takeuchi 7	2	Shuheii Takeuchi 1.2	2	Mamoru Harada 1 / 0
3	Sanaila Waqa 6	3	Takato Okabe 1.0	3	Naoto Saito 1 / 0
4	Warner Dearnss 6	4	Michael Leitch 1.0	4	Sanaila Waqa 1 / 0
5	Mamoru Harada 5	5	Mamoru Harada 0.7	5	Warner Dearnss 0 / 1

**PLAYER STATS**  
**2024 INTERNATIONALS**

# APPEARANCE CHART - ENGLAND

2024 INTERNATIONALS

	03/02/24	10/02/24	24/02/24	09/03/24	16/03/24	22/06/24	06/07/24	13/07/24	02/11/24	09/11/24	16/11/24
	Italy	Wales	Scotland	Ireland	France	Japan	New Zealand	New Zealand	New Zealand	Australia	South Africa
F. Baxter							s17	1	s17	s17	s17
D. Care	s21	s21	9	s21	s21						
O. Chessum	5	5	5	6	6						
D. Cole	s18	s18	3	3	3	3	s18	s18	s18	s18	s18
A. Coles	s19	s19					s19	s19			
L. Cowan-Dickie										s16	s16
C. Cunningham-South	s20	s20	s20	s19		6*	6	6	6	6**	6
T. Curry						s20	s20	s20	7	7	
B. Curry									s20		
E. Daly	11*	11	11	s23	11						
T. Dan	s16	s16	s16	s16	s16	s16	s16	s16	s16		
F. Dingwall	12	12*									
A. Dombrandt				s20	s20				s21	s20	s20
B. Earl	8	8*	8	8*	8	8*	8	8	8	8	8
C. Ewels						s19					
I. Feyi-Waboso	s23	u23	s23*	14		14*	14*	14*	14*	14	
G. Ford	10	10	10	10	10				s23	s22	u22
T. Freeman	14	14	14	11	14*	11	11	11*	11	11	14
G. Furbank			15*	15*	15	15	15		15	15	
E. Genge		s17	1	1	1				1	1	1
J. George	2	2	2	2	2	2	2	2	2	2	2
N. Isiekwe									s19	s19	s19
M. Itoje	4	4	4	4	4	4	4*	4	4	4*	4
O. Lawrence			12	12*	12**	12	12	12	12	13	13
J. Marler	1	1	s17	s17	s17	s17	1				
G. Martin			s19	5	5	5	5	5	5	5	5
A. Mitchell	9*	9		9	9	9*	9	9			
B. Obano	s17										
H. Randall							s21*		s22	s21	s21
B. Rodd						1		s17			
T. Roebuck						s23					s23
E. Roots	6	6	6		s19						
H. Slade	13	13	13	13	13	13*	13	13	13	12	12
O. Sleightholme							s23	s23		s23**	11*
M. Smith				s22	s22*	10*	10	10	10	10	10
F. Smith	s22	u22	s22			s22	s22	s22			
B. Spencer			s21				s21	u21	9	9	
F. Steward	15	15						15			15
W. Stuart	3	3	s18	s18	s18	s18	3	3	3	3	3
M. Tuilagi					s23						
S. Underhill	7	7	7	7	7	7*	7	7			7*
J. van Poortvliet											9

KEY: Number denotes position, s: substitute, u: unused replacement, \*: try scored

# APPEARANCE CHART - JAPAN

2024 INTERNATIONALS

	22/06/24	13/07/24	21/07/24	25/08/24	07/09/24	15/09/24	21/09/24	26/10/24	09/11/24	16/11/24
	England	Georgia	Italy	Canada	USA	Samoa	Fiji	New Zealand	France	Uruguay
T. Costley	7	s20		6	6	s20	s20			
W. Dearn	5	5	5	5**	5	5	5	5	5	5
A. Fakatava					s19	6	6	6	s19	6
S. Fifita									12	12
S. Fujiwara	s21		s21	9	9	9*	9	9	s21	s21
J. Hamano							s23			11*
M. Harada	2	2	2	s16	s16*	2	2	s16	2	2
O. Helu								s18*		s18
K. Himeno								7	7	8*
Y. Kajimura						s22	s22		s22	s23
T. Koyama		s21	9	s21	s21	s21	s21	s21		
E. Kuwano			4	s19						
S. Lee	10	10	s22	10*	10	15*	15			
M. Leitch	6	4	7							
F. Makisi	8	6	8	8	8	8	8	8*	8	
I. Mapusua				s20	s20	s19	s19			s20
R. Matsuda	s22		10							
T. Matsunaga								s23	s23	10
K. Matsuoka						s16	s16		s16	s16
N. McCurrin				12	12*	12	12	12		s22
S. Miura	s17			1	1	1	1			
T. Mohara	1	1	1	s17	s17			s17		
Y. Morikawa									s17	s17
J. Naikabula	14	14*	14	14*	14			14*	14	14*
K. Nezuka	11*	s23								
T. Okabe		s17	s17			s17	s17	1	1	1
T. Osada	12	11*	11	s23*	s23	14*	14	s22	11	
D. Riley		13	13**	13*	13*	13*	13*	13	13	13*
N. Saito	9	9							9	9
A. Sakate	s16	s16	s16	2	2			2		
A. Saumaki	s19		6							
K. Shimokawa		7		7*	7	7*	7	s20	6	7*
T. Takahashi						s23*				
S. Takeuchi	3	3	3	s18	s18	3	3	3	3	
K. Tamefusa	s18	s18	s18	3	3	s18	s18		s18	3
T. Tatafu		8	s20						s20*	
H. Tatekawa				s22	s22	10	10	10	10*	
S. Tua	13	12	12							
M. Tuitama				11*	11*	11	11*	11	15	15
E. Uluiviti						4	4	s19	4	4
S. Waqa	4	s19	s19	4	4*			4		s19
K. Yamamoto	s20									
T. Yamasawa	s23*	s22	s23		15					
Y. Yazaki	15	15	15	15				15		

KEY: Number denotes position, s: substitute, u: unused replacement, \*: try scored

# PLAYER DATA - ENGLAND

2024 INTERNATIONALS

	Games	Starts	Minutes Played	Points	Tries	Ball Carries	Carry Metres	Line Breaks	Defenders Beaten	Passes	Offloads	Turnover Con	Successful Tackles	Missed Tackles	Dominant Tackles	Penalties Conceded	Kicks	Kicking Metres	Lineout Takes	Lineout Steals
F. Baxter	5	1	193	0	0	17	83	0	1	4	1	0	45	2	3	2	0	0	0	0
D. Care	5	1	105	0	0	2	2	0	0	80	0	5	4	3	0	0	17	294	0	0
O. Chessum	5	5	331	0	0	21	105	0	2	18	0	3	42	11	8	4	1	31	18	3
D. Cole	11	4	388	0	0	6	13	0	0	4	0	0	56	2	1	5	0	0	1	0
A. Coles	4	0	62	0	0	1	5	0	0	4	0	0	17	2	1	1	0	0	4	0
L. Cowan-Dickie	2	0	60	0	0	11	36	0	3	2	0	0	7	1	0	1	0	0	0	2
C. Cunningham-South	10	6	466	15	3	42	234	2	4	19	3	6	93	14	5	2	0	0	28	0
T. Curry	5	2	172	0	0	11	45	0	1	9	0	0	35	6	2	3	0	0	3	0
B. Curry	1	0	20	0	0	1	5	0	0	0	0	0	5	0	1	0	0	0	1	0
E. Daly	5	4	329	5	1	20	126	4	6	17	0	4	12	5	2	1	10	296	0	0
T. Dan	9	0	172	0	0	21	125	0	7	3	0	3	40	14	2	0	0	0	0	0
F. Dingwall	2	2	160	5	1	5	29	0	0	12	0	3	18	8	3	2	0	0	0	0
A. Dombrandt	5	0	113	0	0	13	52	0	1	2	0	2	24	2	3	0	0	0	0	0
B. Earl	11	11	880	15	3	173	926	4	39	66	4	6	149	22	3	11	1	39	3	0
C. Ewels	1	0	8	0	0	0	0	0	0	0	0	0	0	0	0	1	0	0	0	0
I. Feyi-Waboso	9	6	426	25	5	45	519	9	22	11	0	2	38	8	6	4	1	26	0	0
G. Ford	8	5	380	48	0	18	96	0	0	123	0	2	37	3	0	0	46	1,369	0	0
T. Freeman	11	11	863	10	2	65	580	9	17	27	6	14	57	14	13	2	8	203	0	0
G. Furbank	7	7	470	10	2	51	425	2	13	34	7	7	11	5	0	3	11	233	0	0
E. Genge	7	6	373	0	0	42	188	0	7	21	1	2	39	9	1	4	0	0	0	0
J. George	11	11	648	0	0	40	184	1	0	15	2	4	113	11	6	1	2	22	0	0
N. Isiekwe	3	0	28	0	0	1	7	0	0	1	0	0	8	0	0	0	0	0	2	0
M. Itoje	11	11	880	10	2	72	250	2	5	41	1	11	131	11	10	15	1	19	38	4
O. Lawrence	9	9	712	15	3	55	364	3	16	17	3	11	103	19	6	6	7	117	2	0
J. Marler	7	3	254	0	0	15	43	0	1	4	0	0	30	4	2	0	0	0	0	0
G. Martin	9	8	648	0	0	59	271	0	7	31	2	7	113	25	10	1	0	0	26	2
A. Mitchell	7	7	451	10	2	31	156	3	14	336	4	5	21	12	0	0	79	2,163	0	0
B. Obano	1	0	5	0	0	0	0	0	0	0	0	0	2	0	0	1	0	0	0	0
H. Randall	4	0	84	5	1	2	5	0	1	77	0	1	5	1	0	0	13	236	0	0
B. Rodd	2	1	55	0	0	3	7	0	0	0	0	0	9	1	1	4	0	0	0	0
T. Roebuck	2	0	30	0	0	1	32	1	2	2	1	0	1	1	0	0	0	0	0	0
E. Roots	4	3	214	0	0	17	96	0	5	8	0	1	34	5	3	4	0	0	10	0
H. Slade	11	11	817	9	1	44	297	4	4	56	2	13	62	24	6	1	21	625	0	0
O. Sleightholme	4	1	140	15	3	11	154	6	5	4	0	3	10	4	1	0	3	87	1	0
M. Smith	8	6	508	74	2	61	563	5	29	97	4	4	43	9	0	5	45	1,253	1	0
F. Smith	6	0	81	0	0	6	21	0	2	23	0	1	10	3	0	0	9	308	0	0
B. Spencer	5	2	180	0	0	7	39	2	2	144	2	5	7	2	0	1	32	650	0	0
F. Steward	4	4	310	0	0	41	317	2	12	5	1	8	5	6	0	1	12	447	1	0
W. Stuart	11	7	492	0	0	33	140	0	3	2	0	2	58	4	2	9	0	0	0	0
M. Tuilagi	1	0	20	0	0	1	5	0	0	0	0	0	1	1	0	0	0	0	0	0
S. Underhill	9	9	565	10	2	34	177	1	5	18	3	6	77	20	7	4	0	0	3	0
J. van Poortvliet	1	1	60	0	0	2	8	0	1	44	0	0	1	2	0	0	12	119	0	0

# PLAYER DATA - JAPAN

2024 INTERNATIONALS

	Games	Starts	Minutes Played	Points	Tries	Ball Carries	Carry Metres	Line Breaks	Defenders Beaten	Passes	Offloads	Turnover Con	Successful Tackles	Missed Tackles	Dominant Tackles	Penalties Conceded	Kicks	Kicking Metres	Lineout Takes	Lineout Steals
T. Costley	6	3	272	0	0	27	159	3	2	17	1	1	59	2	1	1	0	0	1	0
W. Dearnis	10	10	761	10	2	88	523	6	21	57	4	9	92	17	11	6	2	56	44	8
A. Fakatava	6	4	335	0	0	50	245	1	6	10	2	2	52	4	1	3	2	21	4	0
S. Fifita	2	2	145	0	0	29	190	1	9	14	0	2	13	1	0	3	0	0	0	0
S. Fujiwara	9	5	413	5	1	27	112	1	5	515	2	7	32	11	0	2	19	383	0	0
J. Hamano	2	1	109	5	1	8	107	1	2	6	0	0	9	3	1	0	3	108	0	0
M. Harada	10	7	548	5	1	49	236	3	5	22	1	4	81	5	2	5	0	0	0	0
O. Helu	2	0	54	5	1	12	67	1	3	5	2	0	6	2	3	1	0	0	0	0
K. Himeno	3	3	234	5	1	40	202	1	6	16	3	2	30	5	0	3	0	0	0	0
Y. Kajimura	4	0	45	0	0	11	53	0	1	6	1	0	2	1	1	0	1	50	0	0
T. Koyama	7	1	136	0	0	8	17	0	1	153	0	4	13	8	1	1	6	67	0	0
E. Kuwano	2	1	56	0	0	4	15	0	0	3	0	0	8	1	1	0	0	0	2	0
S. Lee	7	6	461	76	2	56	374	2	12	149	5	10	23	7	2	3	54	1,889	1	0
M. Leitch	3	3	240	0	0	34	144	0	6	15	1	0	39	2	2	3	0	0	11	0
F. Makisi	9	9	584	5	1	86	507	5	17	25	3	5	73	15	1	2	0	0	5	0
I. Mapusua	5	0	136	0	0	10	94	1	5	6	0	1	23	1	1	2	1	12	4	0
R. Matsuda	2	1	67	8	0	8	51	1	0	18	1	1	8	2	0	0	14	363	1	0
T. Matsunaga	3	1	135	5	0	17	186	2	8	54	0	0	9	6	1	2	13	379	0	0
K. Matsuoka	4	0	40	0	0	4	24	0	0	4	0	0	9	1	0	1	0	0	0	0
N. McCurran	6	5	396	5	1	40	311	1	12	59	3	2	45	6	2	1	2	55	0	0
S. Miura	5	4	211	0	0	7	36	0	0	9	0	0	18	3	0	3	0	0	0	0
T. Mohara	6	3	229	0	0	15	47	0	0	5	0	0	37	5	3	9	0	0	0	0
Y. Morikawa	2	0	42	0	0	4	24	0	0	2	0	0	3	1	1	0	0	0	0	0
J. Naikabula	8	8	579	20	4	54	453	5	14	29	4	4	38	19	3	4	2	43	0	0
K. Nezuoka	2	1	92	5	1	11	59	0	2	6	1	2	5	5	0	0	0	0	0	0
T. Okabe	7	3	318	0	0	15	63	1	0	3	0	1	41	5	3	4	0	0	0	0
T. Osada	9	6	551	15	3	53	360	6	14	30	4	7	32	17	1	4	7	201	1	0
D. Riley	9	9	720	35	7	95	1,025	10	33	56	6	15	44	20	0	4	15	421	0	0
N. Saito	4	4	242	10	0	9	32	0	2	295	2	0	10	2	0	2	17	409	2	0
A. Sakate	6	3	207	0	0	13	60	0	2	10	0	1	29	9	1	1	0	0	0	1
A. Saumaki	2	1	74	0	0	8	48	1	3	3	0	0	8	0	2	1	0	0	2	0
K. Shimokawa	8	7	514	15	3	54	349	2	6	25	1	4	58	7	2	4	1	31	6	0
T. Takahashi	1	0	18	5	1	4	37	0	1	1	0	1	0	0	0	0	0	0	0	0
S. Takeuchi	9	7	468	0	0	46	221	1	3	16	3	4	74	10	5	7	0	0	2	0
K. Tamefusa	9	3	278	0	0	15	87	0	4	2	0	1	38	2	4	2	0	0	0	0
T. Tatafu	3	1	89	5	1	22	169	1	5	9	1	1	5	3	0	1	0	0	0	0
H. Tatekawa	6	4	263	7	1	30	169	1	3	113	2	7	31	3	0	1	18	610	1	0
S. Tua	3	3	240	0	0	34	218	2	8	4	0	4	15	4	0	2	0	0	1	0
M. Tuitama	7	7	494	15	3	73	855	8	29	33	9	7	18	6	0	0	15	511	0	0
E. Uluiviti	5	4	286	0	0	45	185	0	3	16	1	1	28	4	3	2	0	0	14	0
S. Waqa	7	4	311	5	1	38	208	1	1	28	6	5	45	2	2	6	0	0	14	0
K. Yamamoto	1	0	20	0	0	2	32	1	2	2	0	0	6	0	0	0	0	0	0	0
T. Yamasawa	4	1	111	5	1	11	79	0	2	7	1	3	8	0	0	1	7	232	0	0
Y. Yazaki	5	5	374	0	0	53	530	4	15	24	1	10	14	7	0	1	11	269	1	0

# ***PLAYER RANKINGS***

## **2024 INTERNATIONALS**

# PLAYER RANKINGS - POINTS

2024 INTERNATIONALS

## POINTS

		Games	Points	Minutes	Pens	Conv	Drop Goals	Tries	
1	D. McKenzie	New Zealand	13	143	836	26	30	0	1
2	T. Alborno	Argentina	11	97	611	10	26	0	3
3	J. Crowley	Ireland	9	91	658	14	18	1	2
4	T. Ramos	France	7	90	560	16	21	0	0
5	N. Lolesio	Australia	10	81	662	15	18	0	0
6	S. Lee	Japan	7	76	461	8	21	0	2
7	C. Muntz	Fiji	8	75	579	10	20	0	1
8	H. Pollard	South Africa	10	74	448	16	13	0	0
8	M. Smith	England	8	74	508	11	14	1	2
10	F. Russell	Scotland	6	70	480	16	11	0	0

## GOAL KICKING (MADE)

		Games	Minutes	Goals	Misses	Pens	Pens Missed	Conv	Conv Missed	Goal Kicking ..	
1	D. McKenzie	New Zealand	13	836	56	16	26	6	30	10	77.8%
2	T. Ramos	France	7	560	37	5	16	2	21	3	88.1%
3	T. Alborno	Argentina	11	611	36	11	10	2	26	9	76.6%
4	N. Lolesio	Australia	10	662	33	9	15	3	18	6	78.6%
5	J. Crowley	Ireland	9	658	32	11	14	3	18	8	74.4%
6	C. Muntz	Fiji	8	579	30	8	10	0	20	8	78.9%
7	H. Pollard	South Africa	10	448	29	6	16	3	13	3	82.9%
7	S. Lee	Japan	7	461	29	1	8	1	21	0	96.7%
9	F. Russell	Scotland	6	480	27	1	16	0	11	1	96.4%
10	P. Garbisi	Italy	10	773	26	8	12	4	14	4	76.5%

## GOAL KICKING (%)\*

		Games	Kicks	Made	Available Points	Points Scored	Expected Points	Pts Gained	Goal Kicking %	
1	Leo Berdeu	France	1	7	7	19	19	14.1	4.9	100.0%
2	Seungsin Lee	Japan	6	30	29	69	66	60.9	5.1	96.7%
3	Finn Russell	Scotland	6	28	27	72	70	61.3	8.7	96.4%
4	Ben Donaldson	Australia	5	14	13	32	30	26.2	3.8	92.9%
5	Santiago Carreras	Argentina	6	20	18	49	45	41.9	3.1	90.0%
5	Beauden Barrett	New Zealand	3	10	9	21	19	16.5	2.5	90.0%
7	Thomas Ramos	France	7	42	37	102	90	79.7	10.3	88.1%
8	Martin Page-Relo	Italy	5	7	6	21	18	5.1	12.9	85.7%
8	Ioan Lloyd	Wales	3	7	6	14	12	10.4	1.6	85.7%
8	Ben Thomas	Wales	2	7	6	18	15	12.9	2.1	85.7%

\*Minimum 5 Kicks at Goal



# PLAYER RANKINGS - TRIES

2024 INTERNATIONALS

## TRIES

			Games	Minutes Played	Tries	Tries / 80
1	D. van der Merwe	Scotland	9	718	8	0.9
2	D. Riley	Japan	9	720	7	0.8
2	C. Clarke	New Zealand	8	581	7	1.0
4	M. Mapimpi	South Africa	5	390	6	1.2
4	T. Wright	Australia	10	800	6	0.6
4	M. Tele'a	New Zealand	9	566	6	0.8
4	W. Jordan	New Zealand	9	636	6	0.8
8	J. Mallia	Argentina	8	604	5	0.7
8	D. Graham	Scotland	2	145	5	2.8
8	D. Sheehan	Ireland	6	330	5	1.2
8	M. Carreras	Argentina	9	690	5	0.6
8	I. Feyi-Waboso	England	9	426	5	0.9

## TRY ASSISTS

			Games	Minutes Played	Try Assists	Try Assists / 80
1	B. Barrett	New Zealand	10	617	7	0.9
1	M. Smith	England	8	508	7	1.1
3	J. Gibson-Park	Ireland	7	447	6	1.1
4	D. McKenzie	New Zealand	13	836	5	0.5
4	H. Jones	Scotland	9	705	5	0.6
4	N. Saito	Japan	4	242	5	1.7
4	T. Alborno	Argentina	11	611	5	0.7
4	S. Lee	Japan	7	461	5	0.9
9	A. Hastings	Scotland	5	259	4	1.2
9	T. McDermott	Australia	10	258	4	1.2
9	A. Mitchell	England	7	451	4	0.7
9	F. Lomani	Fiji	8	492	4	0.7
9	S. Chocobares	Argentina	8	546	4	0.6
9	S. Fujiwara	Japan	9	413	4	0.8

## TRY INVOLVEMENTS

			Games	Minutes Played	Try Involvements	% of Team Total
1	D. Riley	Japan	9	720	10	15.2%
2	M. Smith	England	8	508	9	15.3%
3	B. Barrett	New Zealand	10	617	8	9.1%
3	D. van der Merwe	Scotland	9	718	8	8.2%
3	H. Jones	Scotland	9	705	8	8.2%
3	M. Mapimpi	South Africa	5	390	8	10.5%
3	T. Wright	Australia	10	800	8	14.0%
3	M. Tele'a	New Zealand	9	566	8	9.1%
3	W. Jordan	New Zealand	9	636	8	9.1%
3	T. Alborno	Argentina	11	611	8	10.1%
3	J. Dobie	Scotland	7	265	8	10.4%



# PLAYER RANKINGS - CARRIES

2024 INTERNATIONALS

## CARRIES

		Games	Total	
1	B. Earl	England	11	173
2	A. Savea	New Zealand	12	155
3	R. Valetini	Australia	11	112
4	D. McKenzie	New Zealand	13	110
5	W. Sititi	New Zealand	9	109
6	J. Oviedo	Argentina	10	106
7	C. Doris	Ireland	9	105
8	H. Wilson	Australia	8	103
8	C. Winnett	Wales	9	103
10	P. Matera	Argentina	10	102

		Minutes	Per 80*	
1	S. Negri	Italy	325	17.7
2	J. Wiese	South Africa	314	16.8
3	B. Earl	England	880	15.7
4	W. Sititi	New Zealand	579	15.1
5	D. Lake	Wales	305	13.9
6	E. Louw	South Africa	330	13.8
7	A. Bell	Australia	394	13.6
8	A. Savea	New Zealand	935	13.3
9	H. Wilson	Australia	625	13.2
10	P. Matera	Argentina	629	13.0

## METRES

		Games	Total	
1	D. Riley	Japan	9	1,025
2	T. Wright	Australia	10	1,019
3	W. Jordan	New Zealand	9	942
4	B. Earl	England	11	926
5	A. Savea	New Zealand	12	897
6	C. Clarke	New Zealand	8	865
7	M. Tuitama	Japan	7	855
8	J. Lowe	Ireland	9	777
9	D. van der Merwe	Scotland	9	777
10	D. McKenzie	New Zealand	13	768

		Minutes	Per 80*	
1	M. Tuitama	Japan	494	138.5
2	I. Masi	Fiji	270	120.9
3	C. Clarke	New Zealand	581	119.2
4	W. Jordan	New Zealand	636	118.5
5	D. Riley	Japan	720	113.9
6	Y. Yazaki	Japan	374	113.5
7	A. Reed	Scotland	240	111.5
8	K. Rowe	Scotland	442	111.3
9	V. Karawalevu	Fiji	479	109.9
10	J. Wiese	South Africa	314	105.6

## DEFENDERS BEATEN

		Games	Total	
1	M. Tele'a	New Zealand	9	41
2	B. Earl	England	11	39
3	D. McKenzie	New Zealand	13	38
3	D. van der Merwe	Scotland	9	38
5	A. Savea	New Zealand	12	35
5	T. Wright	Australia	10	35
7	T. Menoncello	Italy	10	34
8	C. Kolbe	South Africa	8	33
8	D. Riley	Japan	9	33
10	M. Ioane	Italy	9	32

		Minutes	Per 80*	
1	M. Tele'a	New Zealand	566	5.8
2	D. Penaud	France	400	5.4
3	M. Tuitama	Japan	494	4.7
4	M. Smith	England	508	4.6
5	B. Delguy	Argentina	424	4.5
6	K. Rowe	Scotland	442	4.5
7	S. Feinberg-Mngomezisi	South Africa	384	4.4
8	C. Clarke	New Zealand	581	4.3
9	D. van der Merwe	Scotland	718	4.2
10	I. Feyi-Waboso	England	426	4.1

\*Minimum 240 minutes played



ENGLAND



JAPAN

# PLAYER RANKINGS - PASSING

2024 INTERNATIONALS

## PASSES

		Games	Total	
1	S. Fujiwara	Japan	9	515
2	J. Gibson-Park	Ireland	7	485
3	F. Lomani	Fiji	8	468
4	G. Bertranou	Argentina	10	461
5	J. Gordon	Australia	7	450
6	C. Ratima	New Zealand	11	403
7	T. Williams	Wales	6	391
8	T. Perenara	New Zealand	8	360
9	A. Mitchell	England	7	336
10	N. Saito	Japan	4	295

			Minutes	Per 80*
1	S. Fujiwara	Japan	413	99.8
2	N. Saito	Japan	242	97.5
3	J. Gibson-Park	Ireland	447	86.8
4	J. Gordon	Australia	419	85.9
5	T. McDermott	Australia	258	83.4
6	T. Williams	Wales	376	83.2
7	C. Ratima	New Zealand	393	82.0
8	T. Perenara	New Zealand	358	80.4
9	G. Horne	Scotland	281	77.7
10	F. Lomani	Fiji	492	76.1

## PASSING ACCURACY\*\*

		Total	%	
1	C. Roigard	New Zealand	190	99.5%
2	K. Hardy	Wales	110	99.1%
3	B. Serin	France	101	99.0%
4	J. Dobie	Scotland	163	98.8%
5	S. Varney	Italy	149	98.7%
6	G. Williams	South Africa	233	98.3%
7	E. Bevan	Wales	173	98.3%
8	C. Ratima	New Zealand	403	98.3%
9	N. White	Australia	203	98.0%
10	J. Gordon	Australia	450	98.0%

## BREAK ASSIST PASSES

		Games	Total	
1	D. McKenzie	New Zealand	13	19
2	S. McDowall	Scotland	7	8
3	R. Henshaw	Ireland	8	7
3	T. Wright	Australia	10	7
3	S. Tuipulotu	Scotland	7	7
6	A. Fassi	South Africa	7	6
6	P. Garbisi	Italy	10	6
8	G. Ford	England	8	5
8	S. Kolisi	South Africa	8	5
8	S. Cordero	Argentina	4	5
8	F. Russell	Scotland	6	5
8	D. Riley	Japan	9	5
8	R. Valetini	Australia	11	5
8	R. Ioane	New Zealand	11	5
8	T. Alborno	Argentina	11	5
8	S. Chocobares	Argentina	8	5
8	J. Oviedo	Argentina	10	5

## OFFLOADS

		Games	Total	
1	S. Reece	New Zealand	9	16
2	W. Sititi	New Zealand	9	15
3	D. McKenzie	New Zealand	13	14
3	R. Snyman	South Africa	5	14
5	M. Ioane	Italy	9	13
5	J. Lowe	Ireland	9	13
7	M. Tele'a	New Zealand	9	12
8	H. Jones	Scotland	9	11
8	D. Penaud	France	5	11
8	W. Jordan	New Zealand	9	11

		Minutes	Per 80*	
1	R. Snyman	South Africa	302	3.7
2	D. Penaud	France	400	2.2
3	S. Reece	New Zealand	589	2.2
4	W. Sititi	New Zealand	579	2.1
5	B. Dixon	South Africa	271	1.8
6	M. Tele'a	New Zealand	566	1.7
7	S. Waqa	Japan	311	1.5
8	L. Barre	France	363	1.5
9	J. Wainiqolo	Fiji	319	1.5
10	I. Masi	Fiji	270	1.5

\*Minimum 240 minutes played \*\*Minimum 100 Passes

 ENGLAND

 JAPAN

# PLAYER RANKINGS - KICKS

2024 INTERNATIONALS

## KICKS IN PLAY

		Games	Total
1	D. McKenzie	New Zealand	13 105
2	F. Russell	Scotland	6 89
3	P. Garbisi	Italy	10 86
4	T. Alborno	Argentina	11 81
5	A. Mitchell	England	7 79
6	N. Lolesio	Australia	10 64
6	J. Crowley	Ireland	9 64
8	F. Lomani	Fiji	8 63
9	T. Williams	Wales	6 62
10	B. Barrett	New Zealand	10 60

		Minutes	Per 80*
1	F. Russell	Scotland	480 14.8
2	A. Mitchell	England	451 14.0
3	T. Williams	Wales	376 13.2
4	B. White	Scotland	343 12.6
5	S. Varney	Italy	246 12.0
6	T. Alborno	Argentina	611 10.6
7	S. Feinberg-Mngomez	South Africa	384 10.4
8	F. Lomani	Fiji	492 10.2
9	D. McKenzie	New Zealand	836 10.0
10	G. Williams	South Africa	311 9.8

## KICKING METRES

		Games	Total
1	D. McKenzie	New Zealand	13 3,170
2	F. Russell	Scotland	6 3,080
3	T. Alborno	Argentina	11 2,895
4	P. Garbisi	Italy	10 2,635
5	J. Lowe	Ireland	9 2,214
6	A. Mitchell	England	7 2,163
7	S. Carreras	Argentina	10 1,959
8	S. Lee	Japan	7 1,889
9	N. Lolesio	Australia	10 1,798
10	F. Lomani	Fiji	8 1,759

		Minutes	Per 80*
1	F. Russell	Scotland	480 513.3
2	A. Mitchell	England	451 383.6
3	T. Alborno	Argentina	611 379.1
4	T. Williams	Wales	376 362.3
5	S. Lee	Japan	461 327.8
6	B. White	Scotland	343 324.7
7	S. Feinberg-Mngomez	South Africa	384 309.4
8	D. McKenzie	New Zealand	836 303.3
9	S. Carreras	Argentina	528 296.8
10	S. Varney	Italy	246 288.6

## METRES / KICKS IN PLAY\*\*

		Games	Avg*
1	Blair Kinghorn	Scotland	4 42.2
2	Leo Barre	France	5 40.4
3	James Lowe	Ireland	9 39.5
4	Cameron Winnett	Wales	9 39.0
5	Freddie Steward	England	4 37.2
6	Jordie Barrett	New Zealand	11 36.8
7	Santiago Carreras	Argentina	10 36.3
8	Juan Cruz Mallia	Argentina	8 36.2
9	Tomas Alborno	Argentina	11 35.7
10	Seungsin Lee	Japan	7 35.0

\*Minimum 240 minutes played \*\*Minimum 2 Kicks / 80min

ENGLAND

JAPAN

# PLAYER RANKINGS - LINEOUTS

2024 INTERNATIONALS

## LINEOUTS WON (INC. STEALS)

		Games	Total
1	W. Dearn	Japan	10 52
2	F. Ruzza	Italy	9 46
3	M. Itoje	England	11 42
4	E. Etzebeth	South Africa	11 39
4	J. Gonzalez	Argentina	8 39
6	N. Frost	Australia	8 36
7	R. Nortje	South Africa	5 34
8	A. Beard	Wales	7 32
9	L. Salakaia-Loto	Australia	9 31
10	F. Molina	Argentina	11 30
10	M. Vocevoce	Fiji	6 30

		Minutes	Per 80*
1	M. Vocevoce	Fiji	268 9.0
2	R. Nortje	South Africa	369 7.4
3	F. Ruzza	Italy	532 6.9
4	A. Beard	Wales	407 6.3
5	L. Salakaia-Loto	Australia	412 6.0
6	J. Gonzalez	Argentina	551 5.7
7	W. Dearn	Japan	761 5.5
8	F. Molina	Argentina	450 5.3
9	N. Frost	Australia	556 5.2
10	O. Chessum	England	331 5.1

## LINEOUT STEALS

		Games	Total
1	W. Dearn	Japan	10 8
2	L. Salakaia-Loto	Australia	9 7
2	T. Vaa'i	New Zealand	12 7
4	M. Derenalagi	Fiji	7 6
5	M. Itoje	England	11 4
5	E. Etzebeth	South Africa	11 4
5	P. du Toit	South Africa	10 4
5	S. Cummings	Scotland	8 4
5	N. Frost	Australia	8 4
5	J. Moro	Argentina	1 4

		Minutes	Per 80*
1	L. Salakaia-Loto	Australia	412 1.4
2	M. Derenalagi	Fiji	475 1.0
3	M. Vocevoce	Fiji	268 0.9
4	W. Dearn	Japan	761 0.8
5	T. Vaa'i	New Zealand	697 0.8
6	P. Tuipulotu	New Zealand	301 0.8
7	O. Chessum	England	331 0.7
8	E. Ashman	Scotland	334 0.7
9	J. Bayliss	Scotland	250 0.6
10	S. Cummings	Scotland	542 0.6

## LINEOUT THROWS WON

		Games	Total
1	J. George	England	11 100
2	C. Taylor	New Zealand	10 88
3	M. Harada	Japan	10 80
4	J. Montoya	Argentina	9 77
5	B. Mbonambi	South Africa	9 70
6	M. Faessler	Australia	9 69
7	T. Ikanivere	Fiji	8 66
7	G. Nicotera	Italy	9 66
9	M. Marx	South Africa	11 59
10	A. Aumua	New Zealand	13 58

## LINEOUT SUCCESS RATE\*\*

		Games	Total*
1	E. Dee	Wales	5 96.2%
2	I. Ruiz	Argentina	10 93.0%
3	J. George	England	11 90.9%
3	B. Mbonambi	South Africa	9 90.9%
5	D. Lake	Wales	5 90.6%
6	M. Faessler	Australia	9 89.6%
7	M. Harada	Japan	10 88.9%
8	D. Sheehan	Ireland	6 88.7%
9	J. Montoya	Argentina	9 88.5%
10	C. Taylor	New Zealand	10 87.1%

\*Minimum 240 minutes played \*\*Minimum 2 lineout throws / 80

ENGLAND

JAPAN

# PLAYER RANKINGS - TACKLES & TURNOVERS

2024 INTERNATIONALS

## SUCCESSFUL TACKLES

			Games	Total
1	M. Lamaro	Italy	10	155
2	B. Earl	England	11	149
3	R. Darge	Scotland	9	132
4	M. Itoje	England	11	131
5	T. Reffell	Wales	9	127
6	N. Cannone	Italy	10	122
7	A. Savea	New Zealand	12	121
8	S. Barrett	New Zealand	10	115
8	D. Jenkins	Wales	7	115
10	P. du Toit	South Africa	10	114

## DOMINANT TACKLES

			Games	Total
1	R. Darge	Scotland	9	17
1	T. Menoncello	Italy	10	17
3	P. Schoeman	Scotland	10	15
3	J. Gonzalez	Argentina	8	15
5	M. Lamaro	Italy	10	13
5	T. Freeman	England	11	13
5	P. Rubiolo	Argentina	9	13
8	J. Ryan	Ireland	7	12
8	N. Cannone	Italy	10	12
10	M. Kremer	Argentina	8	11

## BREAKDOWN STEALS

			Games	Total
1	T. Vaa'i	New Zealand	12	13
2	W. Dearn	Japan	10	12
3	M. Derenalagi	Fiji	7	10
4	M. Itoje	England	11	9
4	T. Reffell	Wales	9	9
6	S. Barrett	New Zealand	10	7
6	A. Savea	New Zealand	12	7
6	T. Beirne	Ireland	8	7
6	S. Underhill	England	9	7
6	L. Salakaia-Loto	Australia	9	7
6	G. Lucchesi	Italy	10	7

			Minutes	Per 80*
1	A. Griffin	Wales	274	19.9
2	C. Tizzano	Australia	307	19.3
3	C. Tshunza	Wales	251	19.1
4	G. Lucchesi	Italy	379	18.2
5	J. Ryan	Ireland	314	18.1
6	M. Lamaro	Italy	689	18.0
7	L. Cannone	Italy	365	18.0
8	P. Boudehent	France	265	17.8
9	R. Darge	Scotland	600	17.6
10	D. Jenkins	Wales	530	17.4

## TACKLE SUCCESS RATE\*\*

			Minutes	%*
1	G. Gilchrist	Scotland	451	100.0%
2	E. Dee	Wales	298	97.9%
3	E. Bello	Argentina	256	93.8%
4	J. Dempsey	Scotland	469	93.5%
5	S. Negri	Italy	325	93.4%
6	A. Griffin	Wales	274	93.2%
7	M. Leitch	Japan	240	92.9%
8	C. Tshunza	Wales	251	92.3%
9	L. Cannone	Italy	365	92.1%
10	P. Schoeman	Scotland	517	92.0%

			Minutes	Per 80*
1	M. Derenalagi	Fiji	475	1.7
2	P. Tuiipulotu	New Zealand	301	1.6
3	G. Colombe	France	253	1.6
4	T. Vaa'i	New Zealand	697	1.5
5	G. Lucchesi	Italy	379	1.5
6	L. Salakaia-Loto	Australia	412	1.4
7	J. Bayliss	Scotland	250	1.3
8	W. Dearn	Japan	761	1.3
9	C. Ratima	New Zealand	393	1.2
10	T. Reffell	Wales	598	1.2

\*Minimum 240 minutes played \*\*Minimum 5 tackles / 80

 ENGLAND

 JAPAN

# PLAYER RANKINGS - DISCIPLINE

2024 INTERNATIONALS

## PENS CONCEDED

		Games	Total	
1	S. Cane	New Zealand	8	7
1	D. van der Merwe	Scotland	9	7
1	K. Smith	South Africa	11	7
1	T. Tupou	Australia	7	7
1	J. Ryan	Ireland	7	7
1	L. Salakaia-Loto	Australia	9	7
1	J. Barrett	New Zealand	11	7
1	H. Wilson	Australia	8	7
1	S. Tawake	Fiji	7	7
1	J. Gonzalez	Argentina	8	7
1	A. Bell	Australia	7	7
1	H. Hetet	Fiji	9	7
1	G. Brown	Scotland	4	7
1	A. Griffin	Wales	5	7
1	T. Menoncello	Italy	10	7
1	S. Takeuchi	Japan	9	7

		Minutes	Per 80*	
1	J. Slipper	Australia	243	2.6
2	A. Griffin	Wales	274	2.0
3	H. Hetet	Fiji	286	2.0
4	J. Sclavi	Argentina	372	1.9
5	A. Porter	Ireland	579	1.9
6	G. Lucchesi	Italy	379	1.9
7	T. Tupou	Australia	300	1.9
8	A. Roumat	France	260	1.8
9	J. Ryan	Ireland	314	1.8
10	Z. Fagerson	Scotland	466	1.7

## CARDS

		Games	Yellows	
1	K. Arendse	South Africa	8	3
2	A. Kellaway	Australia	11	2
2	P. O'Mahony	Ireland	8	2
2	A. Lienert-Brown	New Zealand	13	2
2	C. Clarke	New Zealand	8	2
2	A. Fassi	South Africa	7	2
2	E. Ashman	Scotland	9	2
8	E. Daly	England	5	1
8	F. Gomez Kodela	Argentina	2	1
8	U. Atonio	France	5	1
8	W. Le Roux	South Africa	5	1
8	O. Tu'ungafasi	New Zealand	10	1
8	J. Wiese	South Africa	6	1
8	D. van der Merwe	Scotland	9	1
8	M. Marx	South Africa	11	1

		Games	Reds	
1	P. Matera	Argentina	10	1
1	J. Danty	France	3	1
1	S. Kerevi	Australia	1	1
1	A. Esterhuizen	South Africa	3	1
1	P. Willemse	France	1	1
1	C. Ewels	England	1	1
1	A. Cocagi	Fiji	1	1
1	S. Cummings	Scotland	8	1
1	F. Daugunu	Australia	4	1
1	S. Radradra	Fiji	2	1
1	K. Shimokawa	Japan	8	1
1	W. Dearn	Japan	10	1

\*Minimum 240 minutes played

 ENGLAND

 JAPAN

**PLAYER COMPARISON**  
**2024 INTERNATIONALS**  
**ENGLAND & JAPAN**

# PLAYER COMPARISON - POINTS

2024 INTERNATIONALS

POINTS							
ENGLAND			JAPAN				
		Games	Total				
1	M. Smith	8	74	1	S. Lee	7	76
2	G. Ford	8	48	2	D. Riley	9	35
3	I. Feyi-Waboso	9	25	3	J. Naikabula	8	20
4	B. Earl	11	15	4	M. Tuitama	7	15
4	O. Lawrence	9	15	4	K. Shimokawa	8	15
4	O. Sleightholme	4	15	4	T. Osada	9	15
4	C. Cunningham-South	10	15				

TRIES							
ENGLAND			JAPAN				
		Games	Total				
1	I. Feyi-Waboso	9	5	1	D. Riley	9	7
2	B. Earl	11	3	2	J. Naikabula	8	4
2	O. Lawrence	9	3	3	M. Tuitama	7	3
2	O. Sleightholme	4	3	3	K. Shimokawa	8	3
2	C. Cunningham-South	10	3	3	T. Osada	9	3

GOAL KICKING*									
ENGLAND			JAPAN						
		Made	Missed	%					
1	M. Smith	25	7	78.1%	1	S. Lee	29	1	96.7%
2	G. Ford	17	7	70.8%	2	N. Saito	4	1	80.0%
					3	T. Matsunaga	2	5	28.6%

\*Minimum 5 Kicks at Goal

# PLAYER COMPARISON - CARRIES

2024 INTERNATIONALS

CARRIES							
ENGLAND			JAPAN				
		Games	Total				
				Games	Total		
1	B. Earl	11	173	1	D. Riley	9	95
2	M. Itoje	11	72	2	W. Dearn	10	88
3	T. Freeman	11	65	3	F. Makisi	9	86
4	M. Smith	8	61	4	M. Tuitama	7	73
5	G. Martin	9	59	5	S. Lee	7	56

METRES							
ENGLAND			JAPAN				
		Games	Total				
				Games	Total		
1	B. Earl	11	926.4	1	D. Riley	9	1,025.0
2	T. Freeman	11	580.3	2	M. Tuitama	7	855.1
3	M. Smith	8	562.7	3	Y. Yazaki	5	530.4
4	I. Feyi-Waboso	9	519.3	4	W. Dearn	10	522.5
5	G. Furbank	7	425.2	5	F. Makisi	9	506.9

DEFENDERS BEATEN							
ENGLAND			JAPAN				
		Games	Total				
				Games	Total		
1	B. Earl	11	39	1	D. Riley	9	33
2	M. Smith	8	29	2	M. Tuitama	7	29
3	I. Feyi-Waboso	9	22	3	W. Dearn	10	21
4	T. Freeman	11	17	4	F. Makisi	9	17
5	O. Lawrence	9	16	5	Y. Yazaki	5	15

# PLAYER COMPARISON - PASSING

2024 INTERNATIONALS

<b>PASSES</b>							
<b>ENGLAND</b>			<b>JAPAN</b>				
		Games	Total				
1	A. Mitchell	7	336	1	S. Fujiwara	9	515
2	B. Spencer	5	144	2	N. Saito	4	295
3	G. Ford	8	123	3	T. Koyama	7	153
4	M. Smith	8	97	4	S. Lee	7	149
5	D. Care	5	80	5	H. Tatekawa	6	113

<b>PASSING ACCURACY%**</b>							
<b>ENGLAND</b>			<b>JAPAN</b>				
		Games	Total				
1	A. Mitchell	7	97.3%	1	N. Saito	4	98.0%
2	B. Spencer	5	97.2%	2	S. Fujiwara	9	96.3%
3	G. Ford	8	93.5%	3	T. Koyama	7	94.8%
				4	H. Tatekawa	6	90.3%
				5	S. Lee	7	89.9%

<b>OFFLOADS</b>							
<b>ENGLAND</b>			<b>JAPAN</b>				
		Games	Total				
1	G. Furbank	7	7	1	M. Tuitama	7	9
2	T. Freeman	11	6	2	S. Waqa	7	6
3	B. Earl	11	4	2	D. Riley	9	6
3	A. Mitchell	7	4	4	S. Lee	7	5
3	M. Smith	8	4	5	J. Naikabula	8	4
				5	W. Dearnis	10	4
				5	T. Osada	9	4

# PLAYER COMPARISON - KICKS

2024 INTERNATIONALS

## KICKS IN PLAY

ENGLAND			JAPAN		
	Games	Total		Games	Total
1 A. Mitchell	7	79	1 S. Lee	7	54
2 G. Ford	8	46	2 S. Fujiwara	9	19
3 M. Smith	8	45	3 H. Tatekawa	6	18
4 B. Spencer	5	32	4 N. Saito	4	17
5 H. Slade	11	21	5 M. Tuitama	7	15
			5 D. Riley	9	15

## KICKING METRES

ENGLAND			JAPAN		
	Games	Total		Games	Total
1 A. Mitchell	7	2,162.6	1 S. Lee	7	1,889.1
2 G. Ford	8	1,368.8	2 H. Tatekawa	6	609.6
3 M. Smith	8	1,253.2	3 M. Tuitama	7	510.8
4 B. Spencer	5	649.7	4 D. Riley	9	420.9
5 H. Slade	11	625.4	5 N. Saito	4	409.2

## METRES / KICKS IN PLAY\*\*

ENGLAND			JAPAN		
	Games	Avg*		Games	Avg*
1 F. Steward	4	37.2	1 S. Lee	7	35.0
2 H. Slade	11	29.8	2 M. Tuitama	7	34.1
3 G. Ford	8	29.8	3 H. Tatekawa	6	33.9
4 E. Daly	5	29.6	4 K. Shimokawa	8	30.6
5 M. Smith	8	27.8	5 T. Osada	9	28.8

\*Minimum 240 minutes played \*\*Minimum 2 Kicks / 80min

# PLAYER COMPARISON - LINEOUTS

2024 INTERNATIONALS

## LINEOUTS WON (INC. STEALS)

ENGLAND			JAPAN		
	Games	Total		Games	Total
1 M. Itoje	11	42	1 W. Dearn	10	52
2 G. Martin	9	28	2 S. Waqa	7	14
2 C. Cunningham-South	10	28	2 E. Uliviti	5	14
4 O. Chessum	5	21	4 M. Leitch	3	11
5 E. Roots	4	10	5 K. Shimokawa	8	6

## LINEOUT STEALS

ENGLAND			JAPAN		
	Games	Total		Games	Total
1 M. Itoje	11	4	1 W. Dearn	10	8
2 O. Chessum	5	3			
3 L. Cowan-Dickie	2	2	2 A. Sakate	6	1
3 G. Martin	9	2			

## LINEOUT THROWS WON

ENGLAND			JAPAN		
	Games	Total		Games	Total
1 J. George	11	100	1 M. Harada	10	80
2 T. Dan	9	30	2 A. Sakate	6	32
3 L. Cowan-Dickie	2	15	3 Y. Yazaki	5	3
4 H. Randall	4	1	4 M. Tuitama	7	1
4 M. Smith	8	1	4 T. Koyama	7	1
4 T. Freeman	11	1	4 S. Lee	7	1
			4 S. Takeuchi	9	1
			4 K. Matsuoka	4	1

# PLAYER COMPARISON - TACKLES

2024 INTERNATIONALS

SUCCESSFUL TACKLES							
ENGLAND			JAPAN				
		Games	Total				
1	B. Earl	11	149	1	W. Dearn	10	92
2	M. Itoje	11	131	2	M. Harada	10	81
3	J. George	11	113	3	S. Takeuchi	9	74
3	G. Martin	9	113	4	F. Makisi	9	73
5	O. Lawrence	9	103	5	T. Costley	6	59

DOMINANT TACKLES							
ENGLAND			JAPAN				
		Games	Total				
1	T. Freeman	11	13	1	W. Dearn	10	11
2	M. Itoje	11	10	2	S. Takeuchi	9	5
2	G. Martin	9	10	3	K. Tamefusa	9	4
4	O. Chessum	5	8	4	E. Uliviti	5	3
5	S. Underhill	9	7	4	J. Naikabula	8	3
				4	T. Okabe	7	3
				4	O. Helu	2	3
				4	T. Mohara	6	3

BREAKDOWN STEALS							
ENGLAND			JAPAN				
		Games	Total				
1	M. Itoje	11	9	1	W. Dearn	10	12
2	S. Underhill	9	7	2	S. Waqa	7	3
3	B. Earl	11	4	2	K. Tamefusa	9	3
4	L. Cowan-Dickie	2	3	4	A. Sakate	6	2
4	O. Chessum	5	3	4	K. Himeno	3	2
				4	M. Tuitama	7	2
				4	T. Osada	9	2

# PLAYER COMPARISON - DISCIPLINE

2024 INTERNATIONALS

## PENS CONCEDED

ENGLAND		
	Games	Total
1 M. Itoje	11	15
2 B. Earl	11	11
3 W. Stuart	11	9
4 O. Lawrence	9	6
5 D. Cole	11	5
5 M. Smith	8	5

JAPAN		
	Games	Total
1 T. Mohara	6	9
2 S. Takeuchi	9	7
3 S. Waqa	7	6
3 W. Dearn	10	6
5 M. Harada	10	5

## YELLOW CARDS

ENGLAND		
	Games	Total
1 E. Daly	5	1
1 M. Smith	8	1
1 E. Roots	4	1
1 O. Chessum	5	1

JAPAN		
	Games	Total
1 S. Waqa	7	1
1 N. Saito	4	1
1 M. Harada	10	1

## RED CARDS

ENGLAND		
	Games	Total
1 C. Ewels	1	1

JAPAN		
	Games	Total
1 K. Shimokawa	8	1
1 W. Dearn	10	1