

Insights by **Sage**



PREVIEW REPORT

ENGLAND - AUSTRALIA

2024 AUTUMN NATIONS SERIES

ROUND 1

09/11/2024



**England
Rugby**



Wallabies



ENGLAND vs AUSTRALIA

2024 AUTUMN NATIONS SERIES



OPTA FACTS

- England have won 10 of their last 11 men's Test matches against Australia (L1), including each of their last two, with their solitary defeat in that run coming by just two points in the first match of their Test series in July 2022.
- England have won each of their last four meetings with Australia at Allianz Stadium, their longest winning run against the Wallabies on English soil; England's last defeat at home to Australia came in the Pool Stage of the 2015 Rugby World Cup (13-33).
- England have lost their last three Test matches, all against New Zealand by margins of seven points or fewer, however they've not lost more consecutive fixtures since a run of five defeats in 2018.
- Australia have lost their last three matches, the longest losing run Joe Schmidt has experienced as a Head Coach of a Test nation, only once has he endured a longer run without a win – a four-game spell between 2015 and 2016 which included a defeat to England at Allianz Stadium (D1 L3).
- Australia have won just four of their last 17 matches away to European nations (L13), six of their last seven matches in that run have been decided by five points or fewer, including four matches which were decided by a single point.
- England have averaged the most kicks in play of any men's Tier 1 nation in 2024 (30.3) and have retained possession from 16% of those kicks, the second highest such rate of any side this year (South Africa – 22%).
- England are the only men's Tier 1 side to have won 90%+ of their lineouts in 2024 (92%), however, Australia have stolen an average of 2.0 opposition lineouts per game this year, also the highest rate of any team.
- England's Marcus Smith has averaged 1.8 try involvements per 80 minutes in Test rugby this year, the most of any player from a Tier 1 nation in 2024 (min. 240 minutes played); Smith assisted a try in his only previous Autumn Nations Series match against the Wallabies, in 2021.
- England's Maro Itoje is the only player from a Tier 1 nation to have hit 200+ attacking rucks (217) or 100+ defensive rucks (108) in men's Test rugby in 2024 and also ranks joint-first for turnovers won (11, also Tommy Reffell) – in fact, Itoje has won at least one turnover in each of his nine Tests for England this year.
- Australia's Harry Wilson made the most tackles of any player in the 2024 Rugby Championship (86), while teammate Carlo Tizzano made the third most (74) and had the second highest tackle success rate among the 51 players to attempt 30+ in this year's championship (98.7%, Ardie Savea – 98.8%).

MATCH SQUADS

2024 AUTUMN NATIONS SERIES

England	#	Australia
George Furbank	15	Tom Wright
Immanuel Feyi-Waboso	14	Andrew Kellaway
Ollie Lawrence	13	Joseph Sua'ali'i
Henry Slade	12	Len Ikitau
Tommy Freeman	11	Dylan Pietsch
Marcus Smith	10	Noah Lolesio
Ben Spencer	9	Jake Gordon
Ellis Genge	1	Angus Bell
Jamie George	2	Matt Faessler
Will Stuart	3	Taniela Tupou
Maro Itoje	4	Nick Frost
George Martin	5	Jeremy Williams
Chandler Cunningham-South	6	Rob Valetini
Tom Curry	7	Fraser McReight
Ben Earl	8	Harry Wilson
Luke Cowan-Dickie	16	Brandon Paenga-Amosa
Fin Baxter	17	James Slipper
Dan Cole	18	Allan Alaalatoa
Nick Isiekwe	19	Lukhan Salakaia-Loto
Alex Dombrandt	20	Langi Gleeson
Harry Randall	21	Tate McDermott
George Ford	22	Ben Donaldson
Ollie Sleightholme	23	Max Jorgensen



ENGLAND MATCH SQUAD DETAILS

2024 AUTUMN NATIONS SERIES

#	Player	Age	Height	Weight	Caps	Points	Tries
15	George Furbank	28	182	87	12	10	2
14	Immanuel Feyi-Waboso	21	180	94	7	25	5
13	Ollie Lawrence	25	182	99	28	25	5
12	Henry Slade	31	191	96	66	53	9
11	Tommy Freeman	23	188	92	12	10	2
10	Marcus Smith	25	176	82	36	237	12
9	Ben Spencer	32	178	83	7	0	0
1	Ellis Genge	29	187	116	63	30	6
2	Jamie George	34	183	107	94	65	13
3	Will Stuart	28	189	127	42	10	2
4	Maro Itoje	30	195	118	85	30	6
5	George Martin	23	198	118	16	0	0
6	Chandler Cunningham-South	21	196	120	8	5	1
7	Tom Curry	26	185	110	54	20	4
8	Ben Earl	26	184	107	34	20	4
16	Luke Cowan-Dickie	31	183	111	41	35	7
17	Fin Baxter	22	185	116	3	0	0
18	Dan Cole	37	190	124	116	20	4
19	Nick Isiekwe	26	201	120	12	0	0
20	Alex Dombrandt	27	191	118	18	5	1
21	Harry Randall	26	172	72	8	10	2
22	George Ford	31	178	86	97	414	10
23	Ollie Sleightholme	24	181	89	2	0	0



AUSTRALIA MATCH SQUAD DETAILS

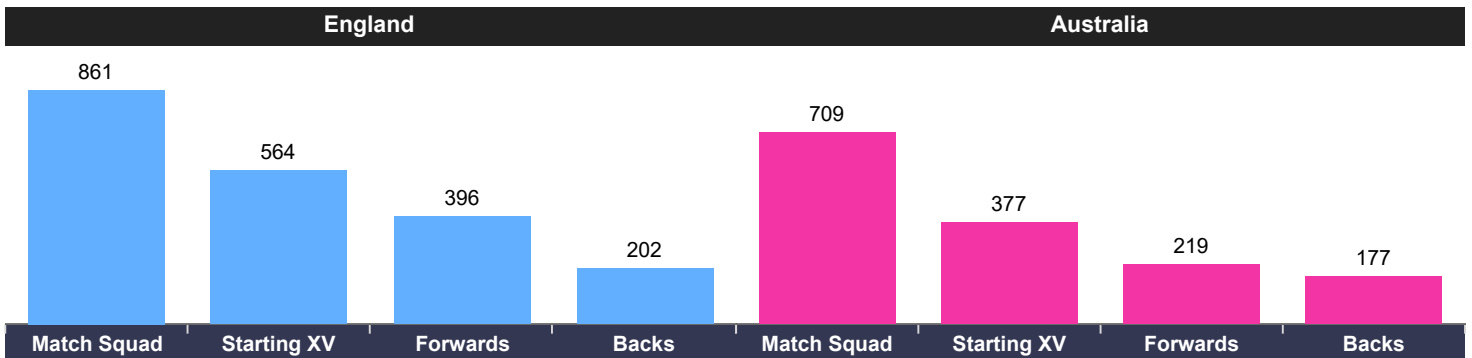
2024 AUTUMN NATIONS SERIES

#	Player	Age	Height	Weight	Caps	Points	Tries
15	Tom Wright	27	187	98	33	30	6
14	Andrew Kellaway	29	183	94	35	60	12
13	Joseph Sua'ali'i	21	196	98	0	0	0
12	Len Ikitau	26	182	96	35	25	5
11	Dylan Pietsch	26	187	99	4	0	0
10	Noah Lolesio	24	181	89	25	180	2
9	Jake Gordon	31	185	87	26	15	3
1	Angus Bell	24	192	125	33	5	1
2	Matt Faessler	25	182	111	12	5	1
3	Taniela Tupou	28	184	148	56	35	7
4	Nick Frost	25	206	120	21	0	0
5	Jeremy Williams	23	198	113	8	0	0
6	Rob Valetini	26	193	117	48	25	5
7	Fraser McReight	25	186	108	22	50	10
8	Harry Wilson	24	195	115	19	0	0
16	Brandon Paenga-Amosa	28	183	117	16	5	1
17	James Slipper	35	186	117	140	15	3
18	Allan Alaalatoa	30	185	123	76	5	1
19	Lukhan Salakaia-Loto	28	201	124	37	10	2
20	Langi Gleeson	23	188	110	10	0	0
21	Tate McDermott	26	176	84	37	15	3
22	Ben Donaldson	25	185	86	13	79	2
23	Max Jorgensen	20	181	88	3	0	0

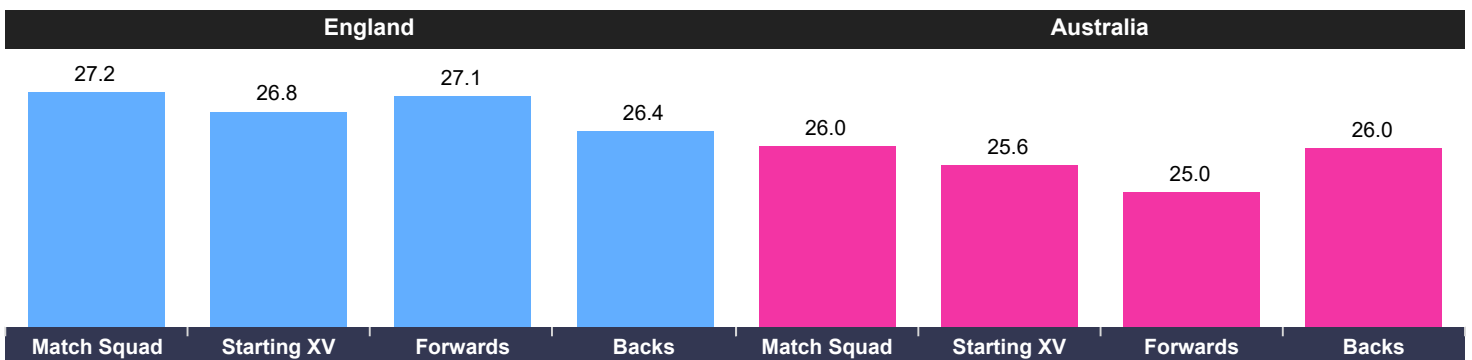
MATCH SQUAD - SQUAD COMPARISON

2024 AUTUMN NATIONS SERIES

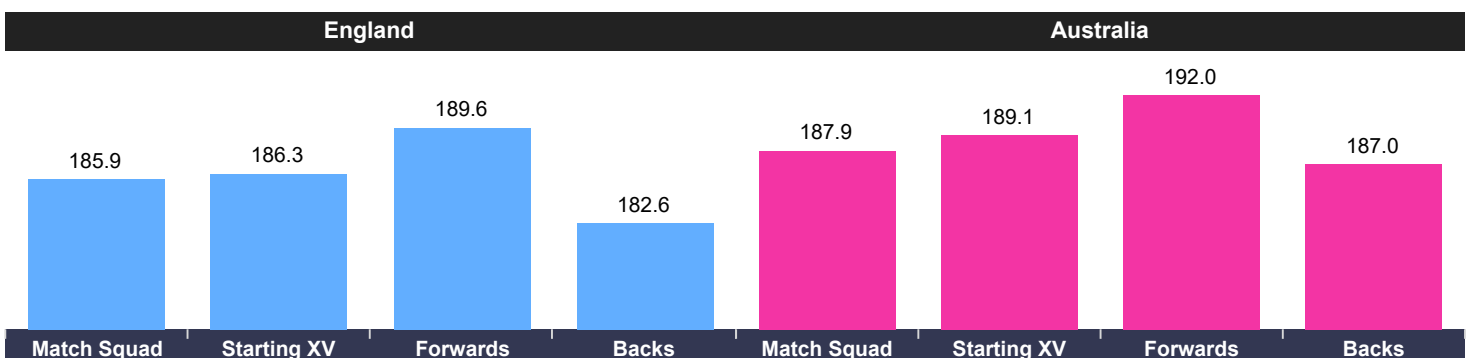
CAPS - TOTAL



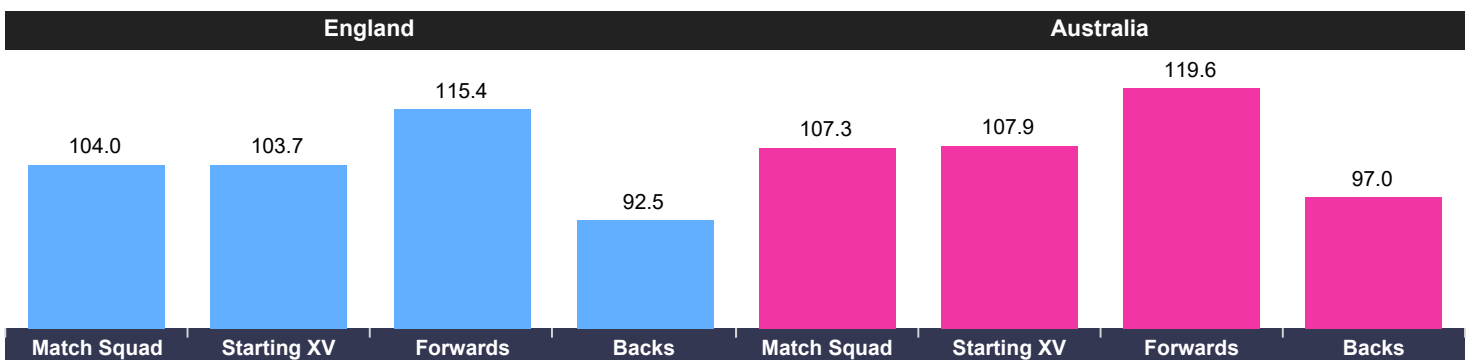
AGE - AVERAGES



HEIGHT - AVERAGES



WEIGHT - AVERAGES



LAST MATCH DETAILS

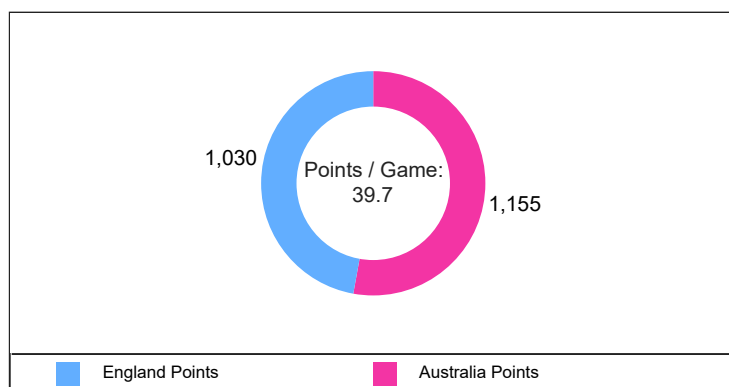
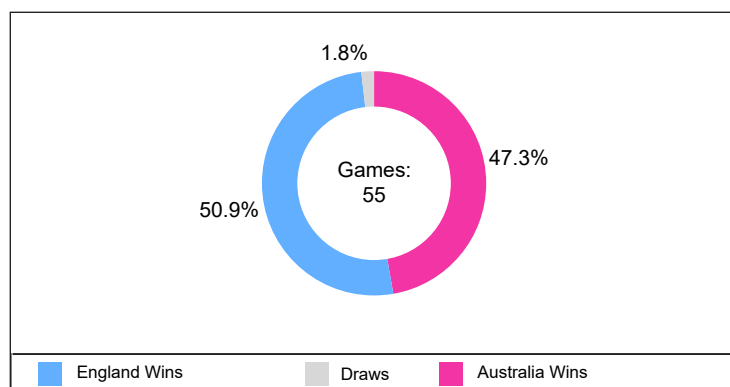
ENGLAND Autumn Nations Series v New Zealand (02/11/2024) 22-24 (L)								
#	Player	Minutes	Points	Tries	Ball Carries	Kicks	Tackles	Cards
15	George Furbank	80	0	0	4	0	4	0
14	Immanuel Feyi-Waboso	80	5	1	9	1	9	0
13	Henry Slade	80	0	0	3	3	15	0
12	Ollie Lawrence	77	0	0	2	1	27	0
11	Tommy Freeman	80	0	0	4	3	11	0
10	Marcus Smith	63	17	0	8	7	8	0
9	Ben Spencer	63	0	0	3	12	3	0
1	Ellis Genge	53	0	0	2	0	9	0
2	Jamie George	55	0	0	4	1	10	0
3	Will Stuart	53	0	0	2	0	5	0
4	Maro Itoje	80	0	0	5	1	14	0
5	George Martin	80	0	0	5	0	19	0
6	Chandler Cunningham-South	65	0	0	3	0	16	0
7	Tom Curry	60	0	0	3	0	17	0
8	Ben Earl	80	0	0	17	0	21	0
16	Theo Dan	25	0	0	4	0	6	0
17	Fin Baxter	27	0	0	2	0	11	0
18	Dan Cole	27	0	0	0	0	7	0
19	Nick Isiekwe	3	0	0	0	0	0	0
20	Ben Curry	20	0	0	1	0	6	0
21	Alex Dombbrandt	15	0	0	2	0	7	0
22	Harry Randall	17	0	0	0	2	2	0
23	George Ford	17	0	0	2	2	3	0
Team Total		-	22	1	85	33	230	0

AUSTRALIA The Rugby Championship v New Zealand (28/09/2024) 33-13 (L)								
#	Player	Minutes	Points	Tries	Ball Carries	Kicks	Tackles	Cards
15	Tom Wright	80	0	0	8	2	1	0
14	Andrew Kellaway	80	0	0	8	1	11	0
13	Len Ikitau	75	0	0	9	0	10	0
12	Hunter Paisami	80	0	0	10	2	15	0
11	Dylan Pietsch	63	0	0	5	1	10	0
10	Noah Lolesio	80	8	0	7	4	11	0
9	Jake Gordon	60	0	0	1	3	9	0
1	Angus Bell	60	0	0	8	0	12	0
2	Matt Faessler	49	0	0	5	0	7	0
3	Taniela Tupou	44	0	0	5	0	5	0
4	Nick Frost	57	0	0	7	0	19	0
5	Jeremy Williams	80	0	0	9	0	13	0
6	Rob Valetini	60	0	0	9	0	9	0
7	Fraser McReight	80	5	1	10	0	24	0
8	Harry Wilson	80	0	0	14	0	23	0
16	Brandon Paenga-Amosa	31	0	0	6	0	16	0
17	Isaac Kailea	20	0	0	8	0	7	0
18	Allan Alaalatoa	36	0	0	2	0	10	0
19	Lukhan Salakaia-Loto	23	0	0	2	0	5	0
20	Langi Gleeson	20	0	0	8	0	3	0
21	Tate McDermott	20	0	0	1	1	4	0
22	Ben Donaldson	5	0	0	0	0	1	0
23	Josh Flook	17	0	0	1	0	1	0
Team Total		-	13	1	143	14	226	0

HEAD TO HEAD

All Time

	Games	England Wins	Draws	Australia Wins
Overall:	55	28	1	26
England at Home:	29	17	1	11
Australia at Home:	23	8	0	15
Neutral Venue:	3	3	0	0



LAST 10 MEETINGS

Year	Date	Team	Score	Opposition	Venue	Winner
2022	16/07/2022	Australia	17-21	England	Sydney Cricket Ground	England
2022	09/07/2022	Australia	17-25	England	Suncorp Stadium	England
2022	02/07/2022	Australia	30-28	England	Optus Stadium	Australia
2021	13/11/2021	England	32-15	Australia	Twickenham	England
2019	19/10/2019	Australia	16-40	England	Oita	England
2018	24/11/2018	England	37-18	Australia	Twickenham	England
2017	18/11/2017	England	30-6	Australia	Twickenham	England
2016	03/12/2016	England	37-21	Australia	Twickenham	England
2016	25/06/2016	Australia	40-44	England	Sydney	England
2016	18/06/2016	Australia	7-23	England	Marvel Stadium	England

RESULTS

Since 2023

ENGLAND								
Date	Opponent	Comp	H/A	Result	F	A	TF	TA
04/02/2023	Scotland	Six Nations	H	L	23	29	3	4
12/02/2023	Italy	Six Nations	H	W	31	14	5	2
25/02/2023	Wales	Six Nations	A	W	20	10	3	1
11/03/2023	France	Six Nations	H	L	10	53	1	7
18/03/2023	Ireland	Six Nations	A	L	16	29	1	4
05/08/2023	Wales	International	A	L	9	20	0	2
12/08/2023	Wales	International	H	W	19	17	1	2
19/08/2023	Ireland	International	A	L	10	29	1	5
26/08/2023	Fiji	International	H	L	22	30	3	3
09/09/2023	Argentina	RWC	H	W	27	10	0	1
17/09/2023	Japan	RWC	H	W	34	12	4	0
23/09/2023	Chile	RWC	H	W	71	0	11	0
07/10/2023	Samoa	RWC	H	W	18	17	2	2
15/10/2023	Fiji	RWC	H	W	30	24	2	3
21/10/2023	South Africa	RWC	H	L	15	16	0	1
27/10/2023	Argentina	RWC	A	W	26	23	2	2
03/02/2024	Italy	Six Nations	A	W	27	24	2	3
10/02/2024	Wales	Six Nations	H	W	16	14	2	2
24/02/2024	Scotland	Six Nations	A	L	21	30	2	3
09/03/2024	Ireland	Six Nations	H	W	23	22	3	2
16/03/2024	France	Six Nations	A	L	31	33	4	3
22/06/2024	Japan	International	A	W	52	17	8	2
06/07/2024	New Zealand	International	A	L	15	16	2	2
13/07/2024	New Zealand	International	A	L	17	24	2	2
02/11/2024	New Zealand	Autumn Nations Series	H	L	22	24	1	3
Average					21.8	23.1	2.4	2.6

AUSTRALIA								
Date	Opponent	Comp	H/A	Result	F	A	TF	TA
08/07/2023	South Africa	The Rugby Championship	A	L	12	43	2	6
15/07/2023	Argentina	The Rugby Championship	H	L	31	34	4	4
29/07/2023	New Zealand	The Rugby Championship	H	L	7	38	1	6
05/08/2023	New Zealand	International	A	L	20	23	2	2
27/08/2023	France	International	A	L	17	41	3	4
09/09/2023	Georgia	RWC	H	W	35	15	4	2
17/09/2023	Fiji	RWC	H	L	15	22	2	1
24/09/2023	Wales	RWC	A	L	6	40	0	3
01/10/2023	Portugal	RWC	H	W	34	14	5	2
06/07/2024	Wales	International	H	W	25	16	3	1
13/07/2024	Wales	International	H	W	36	28	4	4
20/07/2024	Georgia	International	H	W	40	29	6	4
10/08/2024	South Africa	The Rugby Championship	H	L	7	33	1	5
17/08/2024	South Africa	The Rugby Championship	H	L	12	30	0	4
31/08/2024	Argentina	The Rugby Championship	A	W	20	19	2	1
07/09/2024	Argentina	The Rugby Championship	A	L	27	67	3	9
21/09/2024	New Zealand	The Rugby Championship	H	L	28	31	4	4
28/09/2024	New Zealand	The Rugby Championship	A	L	13	33	1	5
Average					22.3	31.8	2.6	3.9

FORM - ENGLAND

All Competitions

ENGLAND						
Record	Date	Opponent	Comp	Score	Days Since	Games Since
Last Win	22/06/2024	Japan	International	52-17	138	3
Last Loss	02/11/2024	New Zealand	Autumn Nations Series	22-24	5	0
Last Home Win	09/03/2024	Ireland	Six Nations	23-22	243	5
Last Home Loss	02/11/2024	New Zealand	Autumn Nations Series	22-24	5	0
Last Away Win	22/06/2024	Japan	International	52-17	138	3
Last Away Loss	13/07/2024	New Zealand	International	17-24	117	1

AUSTRALIA						
Record	Date	Opponent	Comp	Score	Days Since	Games Since
Last Win	31/08/2024	Argentina	The Rugby Championship	20-19	68	3
Last Loss	28/09/2024	New Zealand	The Rugby Championship	13-33	40	0
Last Home Win	20/07/2024	Georgia	International	40-29	110	6
Last Home Loss	21/09/2024	New Zealand	The Rugby Championship	28-31	47	1
Last Away Win	31/08/2024	Argentina	The Rugby Championship	20-19	68	3
Last Away Loss	28/09/2024	New Zealand	The Rugby Championship	13-33	40	0

LAST MEETING - STATISTICS

Australia 17-21 England (2022-07-16 - International)

Australia	England	
2	Tries	2
2	Conversions	1
1	Penalty Goals	3
132	Ball Carries	63
2	Offloads	7
4	Line Breaks	5
30	Defenders Beaten	18
937	Carry Metres	480
85	Total Tackles	185
18	Missed Tackle	30
1	Turnovers Won	8
11	Turnover Conceded	6
17	Lineouts Won	13
0	Lineouts Lost	1
10	Total Penalties Conceded	11
17	Kicks in Play	26

#	Player	Minutes Played	Tries	Points	Ball Carries	Defenders Beaten	Tackles	Tackles - Success	Turnovers Won	Pens Conceded
15	Reece Hodge	77	0	0	5	1	4	3	0	0
14	Tom Wright	80	1	5	13	5	4	3	0	0
13	Hunter Paisami	68	0	0	8	2	4	2	0	1
12	Samu Kerevi	80	0	0	18	3	8	5	0	0
11	Marika Koroibete	80	0	0	12	6	2	2	0	1
10	Noah Lolesio	80	0	7	4	1	2	1	0	0
9	Nic White	59	0	0	3	1	7	4	0	1
1	James Slipper	63	0	0	8	0	2	2	0	1
2	Dave Porecki	56	0	0	3	0	5	5	0	1
3	Taniela Tupou	51	0	0	3	2	7	6	0	1
4	Nick Frost	80	0	0	7	5	5	4	0	0
5	Matt Philip	80	0	0	6	0	5	4	1	0
6	Harry Wilson	56	0	0	3	0	3	2	0	2
7	Michael Hooper	80	0	0	7	1	10	10	0	1
8	Rob Valetini	72	0	0	8	1	7	7	0	1
16	Folau Faingafa'a	24	1	5	2	2	2	1	0	0
17	Angus Bell	17	0	0	1	0	0	0	0	0
18	Allan Alaalatoa	29	0	0	5	0	2	2	0	0
19	Rob Leota	8	0	0	0	0	1	0	0	0
20	Pete Samu	24	0	0	6	0	2	2	0	0
21	Tate McDermott	21	0	0	5	0	1	1	0	0
22	Len Ikitau	12	0	0	4	0	2	1	0	0
23	Suliasi Vunivalu	3	0	0	1	0	0	0	0	0

#	Player	Minutes	Tries	Points	Ball Carries	Defenders Beaten	Tackles	Tackles - Success	Turnovers Won	Pens Conceded
15	Freddie Steward	80	1	5	7	2	3	3	0	0
14	Jack Nowell	80	0	0	3	1	10	8	0	1
13	Guy Porter	80	0	0	1	0	16	11	0	0
12	Owen Farrell	80	0	11	1	0	17	16	0	0
11	Tommy Freeman	69	0	0	7	2	5	3	0	0
10	Marcus Smith	80	1	5	2	3	14	10	0	1
9	Danny Care	36	0	0	2	0	5	3	0	0
1	Ellis Genge	56	0	0	7	3	7	5	0	1
2	Jamie George	46	0	0	4	1	3	3	1	0
3	Will Stuart	61	0	0	3	1	7	6	0	0
4	Ollie Chessum	67	0	0	2	1	7	5	0	1
5	Jonny Hill	80	0	0	4	1	12	10	1	2
6	Courtney Lawes	80	0	0	5	1	15	14	3	1
7	Lewis Ludlam	67	0	0	2	0	11	11	0	1
8	Billy Vunipola	80	0	0	7	1	14	12	1	2
16	Luke Cowan-Dickie	34	0	0	0	0	9	9	2	0
17	Mako Vunipola	24	0	0	0	0	8	8	0	0
18	Joe Heyes	19	0	0	0	0	9	7	0	0
19	Nick Isiekwe	13	0	0	0	0	5	5	0	0
20	Jack Willis	13	0	0	2	1	3	3	0	0
21	Jack van Poortvliet	44	0	0	3	0	4	3	0	0
22	Will Joseph	0	0	0	0	0	0	0	0	0
23	Henry Arundell	11	0	0	1	0	1	0	0	0

TEAM ANALYSIS
2024 INTERNATIONALS

TEAM ANALYSIS - MATCH AVERAGES

2024 INTERNATIONALS

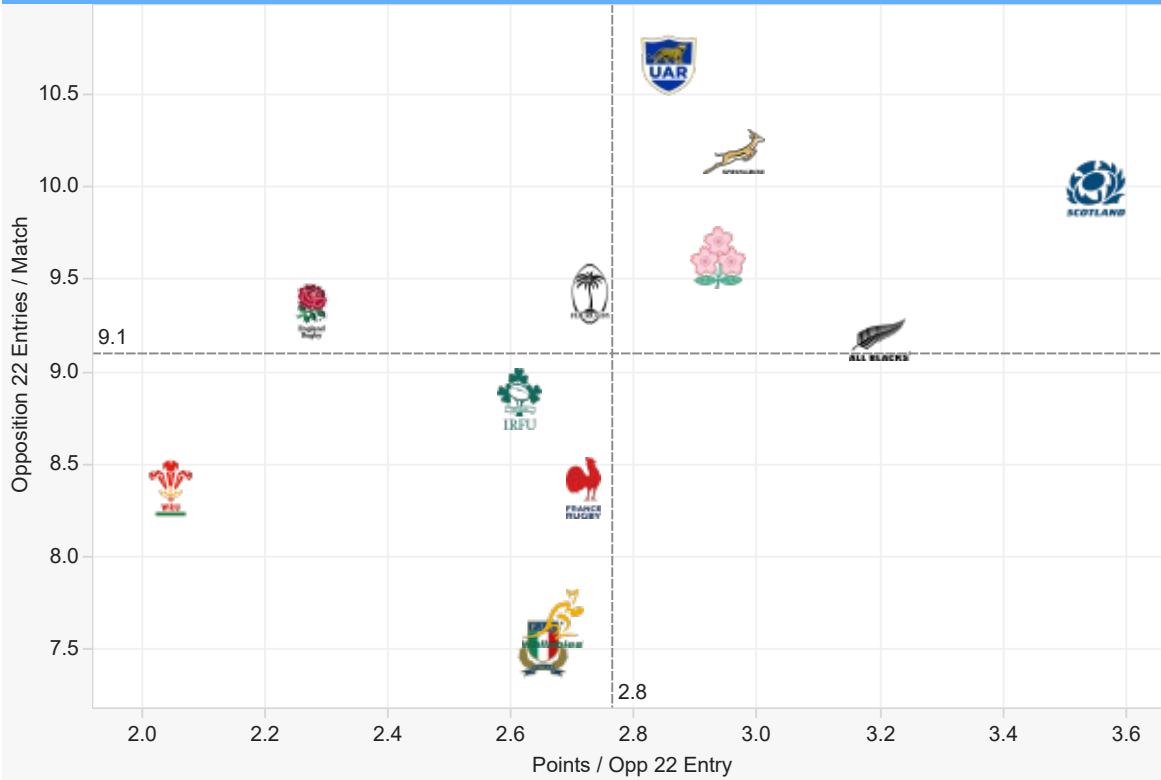
		
24.9	Points	23.1
2.9	Tries	2.7
71.4%	Goal Kicking %	83.7%
96.3	Carries	121.2
596.5	Carry Metres	722.3
9.3	Opposition 22 Entries	7.7
2.3	Points / Opp 22 Entry	2.7
5.4	Line Breaks	4.6
20.9	Defenders Beaten	19.4
4.0	Offloads	4.2
121.6	Passes	156.9
30.3	Kicks From Hand	24.0
166.2	Tackles	161.6
26.1	Missed Tackles	21.7
84.3%	Tackle %	86.6%
9.9	Dominant Tackles	8.0
9.3	Pens Conceded	11.0
0.4	Yellow Cards	0.6
1	Red Cards (Total)	1
3.7	Turnovers Won	5.4
12.3	Turnovers Conceded	11.8
91.6%	Lineout Success %	87.8%
90.0%	Scrum Success %	96.4%
95.8%	Ruck Success %	96.6%
43.9%	Gainline Forward %	48.2%

All stats are on a per match basis (unless stated otherwise)

TEAM ANALYSIS - 22 ENTRIES

2024 INTERNATIONALS

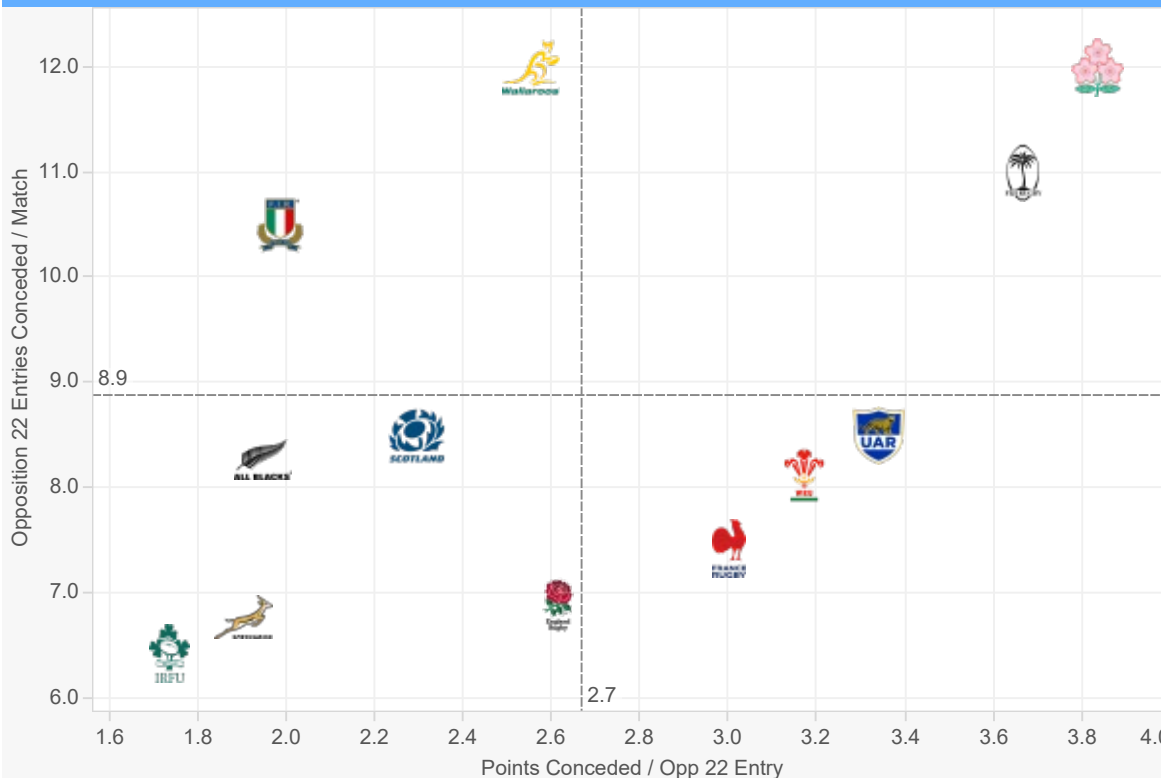
22 ENTRIES FOR



22 Entries / Match	
Argentina	10.7
South Africa	10.2
Scotland	10.0
Japan	9.6
Fiji	9.4
England	9.3
New Zealand	9.2
Ireland	8.9
Wales	8.4
France	8.4
Australia	7.7
Italy	7.5

Points / Entry	
Scotland	3.6
New Zealand	3.2
South Africa	3.0
Japan	2.9
Argentina	2.9
Fiji	2.7
France	2.7
Australia	2.7
Italy	2.7
Ireland	2.6
England	2.3
Wales	2.0

22 ENTRIES AGAINST



22 Entries Con. / Match	
Japan	12.0
Australia	12.0
Fiji	11.0
Italy	10.5
Scotland	8.5
Argentina	8.5
New Zealand	8.3
Wales	8.1
France	7.4
England	6.9
South Africa	6.8
Ireland	6.4

Points Con / Entry	
Japan	12.0
Fiji	11.0
Argentina	8.5
Wales	8.1
France	7.4
England	6.9
Australia	12.0
Scotland	8.5
Italy	10.5
New Zealand	8.3
South Africa	6.8
Ireland	6.4

TEAM ANALYSIS - POINTS & TRIES

2024 INTERNATIONALS

POINTS PER PERIOD

	SCORED					CONCEDED				
	Total	1'-20'	21'-HT	HT-60'	61'-80'	Total	1'-20'	21'-HT	HT-60'	61'-80'
Argentina	288	50	92	49	97	248	72	79	58	39
Australia	208	65	60	30	53	250	57	69	44	80
England	224	54	58	77	35	197	51	58	30	58
Fiji	198	42	47	57	52	121	41	24	21	35
France	224	49	60	53	62	161	37	40	36	48
Ireland	189	44	52	23	70	84	39	13	13	19
Italy	188	66	38	36	48	97	27	16	29	25
Japan	228	71	57	38	62	140	37	35	25	43
New Zealand	350	107	122	69	52	199	41	62	39	57
Scotland	370	94	105	67	104	216	55	57	47	57
South Africa	330	81	69	65	115	109	32	22	36	19
Wales	128	16	38	29	45	132	30	26	37	39
Total	2,925	739	798	593	795	2,344	620	616	476	632

TRIES PER PERIOD

	SCORED					CONCEDED				
	Total	1'-20'	21'-HT	HT-60'	61'-80'	Total	1'-20'	21'-HT	HT-60'	61'-80'
Argentina	38	6	13	6	13	30	9	10	6	5
Australia	24	7	6	4	7	32	7	9	5	11
England	26	6	6	10	4	21	6	5	4	6
Fiji	28	7	6	7	8	17	6	3	3	5
France	23	5	5	6	7	20	4	4	5	7
Ireland	23	4	6	3	10	11	6	1	1	3
Italy	21	8	3	5	5	8	2	1	3	2
Japan	30	9	7	5	9	18	5	4	3	6
New Zealand	46	15	17	8	6	28	5	10	5	8
Scotland	50	13	13	9	15	24	7	5	4	8
South Africa	40	11	8	5	16	15	5	2	5	3
Wales	16	1	5	4	6	16	3	3	5	5
Total	365	92	95	72	106	282	74	70	56	82

TRY ORIGIN

	SCORED									CONCEDED								
	Total	Counter Attack	Free Kick	Lineout	Penalty	Scrum	Start Half	Tap Penalty	Turnover	Total	Counter Attack	Free Kick	Lineout	Penalty	Scrum	Start Half	Tap Penalty	Turnover
Argentina	45	6	0	13	0	6	1	3	16	35	5	0	14	0	4	0	2	10
Australia	27	3	1	13	1	3	0	2	4	40	7	0	14	0	4	0	1	14
England	30	4	0	15	0	2	1	1	7	27	5	1	10	0	2	0	1	8
Fiji	30	2	1	9	0	8	0	2	8	18	1	1	8	1	4	0	0	3
France	29	6	1	6	0	7	0	1	8	21	0	0	16	0	3	1	0	1
Ireland	22	0	0	16	0	1	1	1	3	11	1	0	4	1	1	0	1	3
Italy	23	2	0	7	0	4	0	1	9	11	5	0	9	0	3	0	1	4
Japan	36	5	0	14	0	2	0	4	11	32	4	0	13	0	4	0	2	9
New Zealand	54	8	2	22	0	6	0	2	14	28	4	0	14	0	3	0	1	6
Scotland	58	8	0	27	1	5	0	2	15	16	0	1	5	0	4	0	2	4
South Africa	46	4	0	18	1	6	0	2	15	17	1	0	4	0	2	1	5	4
Wales	21	2	0	12	0	1	0	3	3	16	1	1	7	0	1	1	1	4
Total	421	50	5	172	3	51	3	24	113	325	37	4	136	3	42	3	19	81

Max & Min values are highlighted per time-frame/phase/section



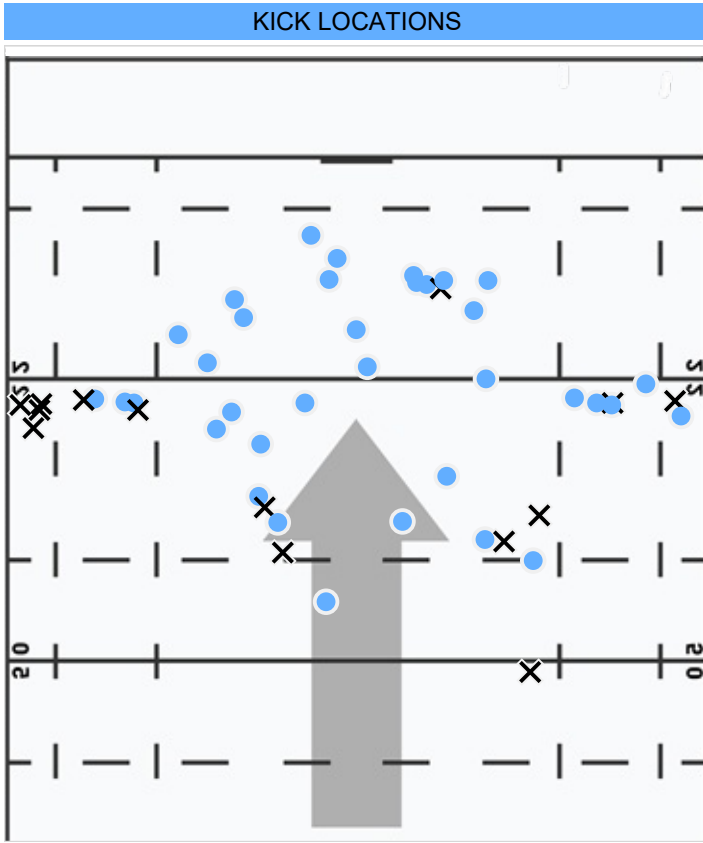
England
Rugby

TEAM ANALYSIS

ENGLAND - 2024 INTERNATIONALS

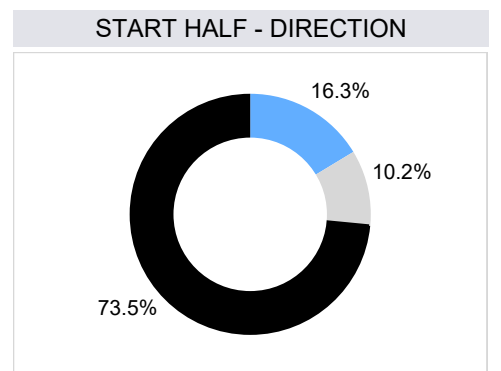
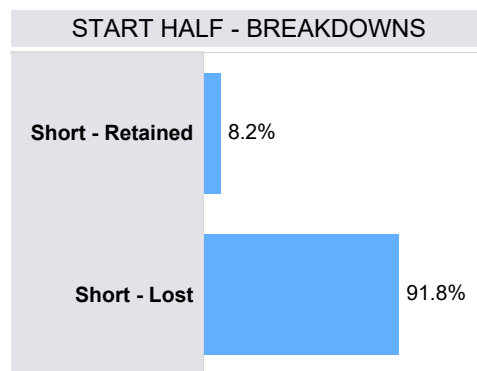
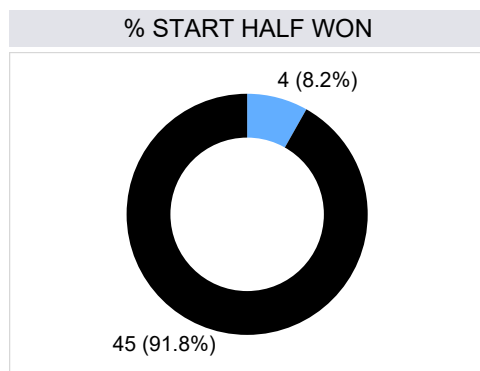
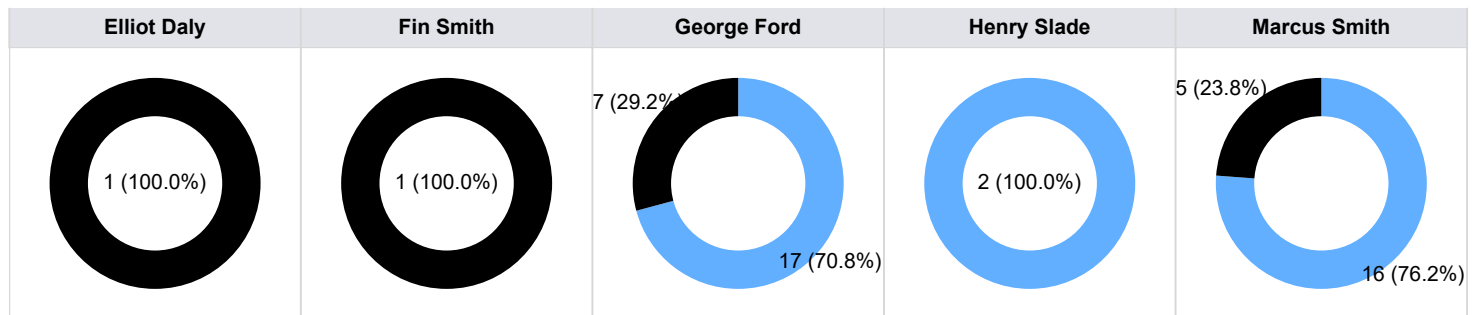
KICKING

ENGLAND - 2024 INTERNATIONALS



LAST 20 KICKS AT GOAL				
Opponent	Min	Player	Pts Gained	
New Zealand	5	Marcus Smith	0.10	Pen Made
	13	Marcus Smith	0.33	Pen Made
	31	Marcus Smith	0.48	Pen Made
	37	Marcus Smith	0.59	Pen Made
	45	Marcus Smith	0.11	Conv Made
	60	Marcus Smith	0.59	Pen Made
New Zealand	79	George Ford	-2.13	Pen Missed
	15	Marcus Smith	0.06	Conv Made
	43	Marcus Smith	0.63	Conv Made
New Zealand	49	Marcus Smith	0.18	Pen Made
	6	Marcus Smith	-2.32	Pen Missed
	22	Marcus Smith	0.12	Conv Made
	44	Marcus Smith	0.43	Pen Made
	44	Marcus Smith	-2.50	Pen Missed
Japan	50	Marcus Smith	-1.23	Conv Missed
	15	Marcus Smith	0.14	Conv Made
	25	Marcus Smith	0.05	Conv Made
	30	Marcus Smith	0.45	Conv Made
	43	Marcus Smith	-1.23	Conv Missed
	44	Marcus Smith	0.04	Conv Made
Overall Points Gained			-9.77	

KICKS AT GOAL



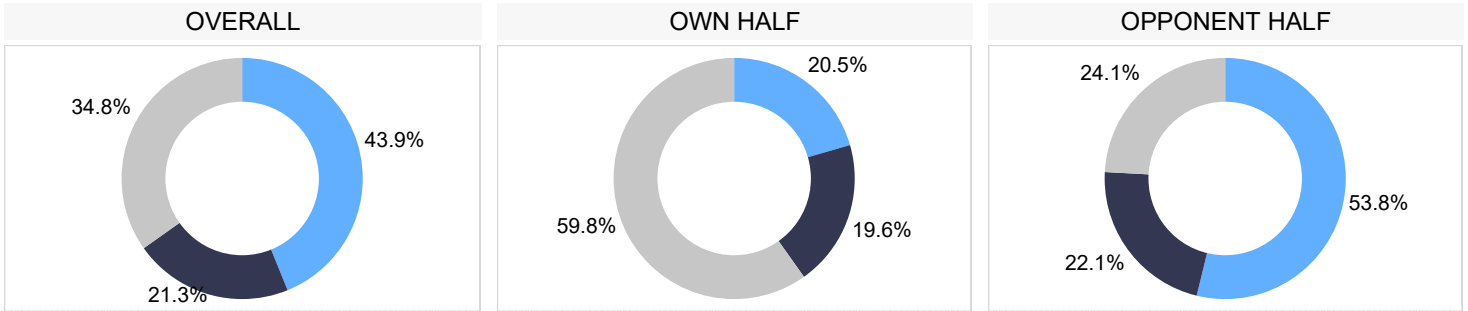
Won Lost

Right Split Left

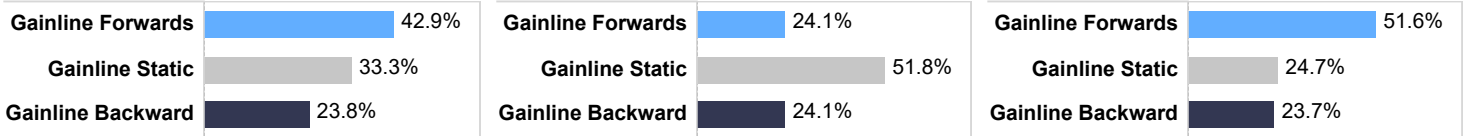
COLLISIONS

ENGLAND - 2024 INTERNATIONALS

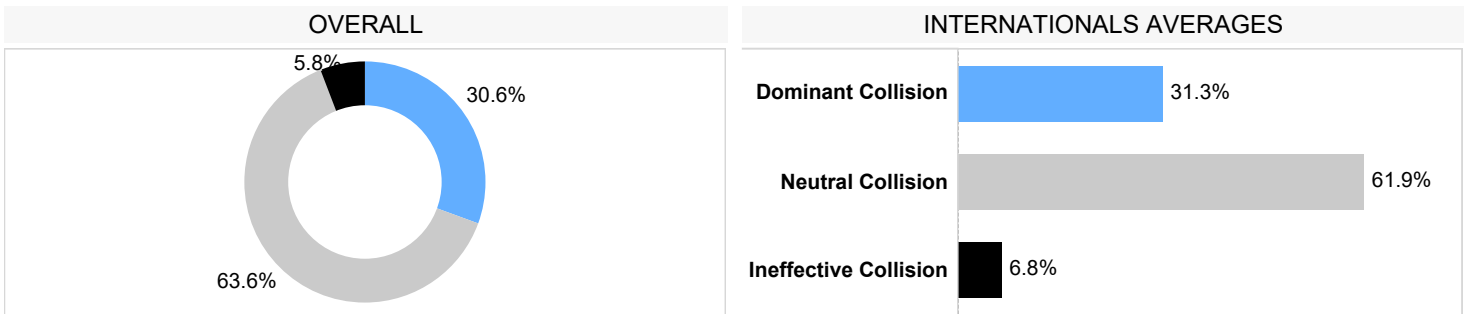
GAINLINE SUCCESS



INTERNATIONALS AVERAGES

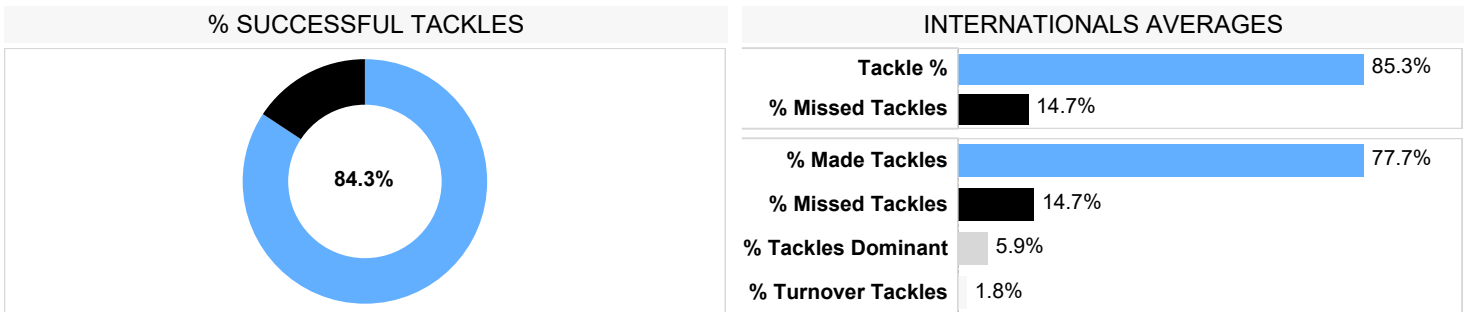


CARRIES INTO CONTACT*

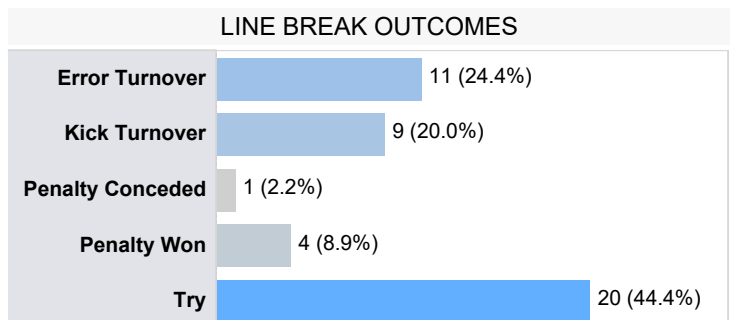


*dominance based on tackle outcome

TACKLES

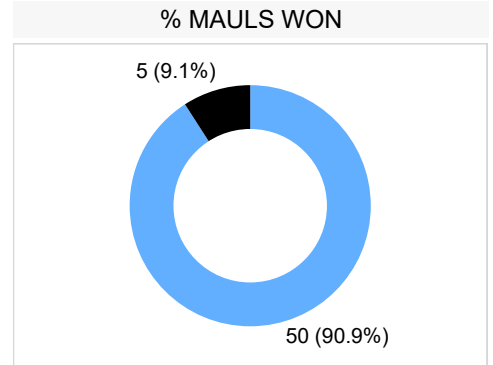
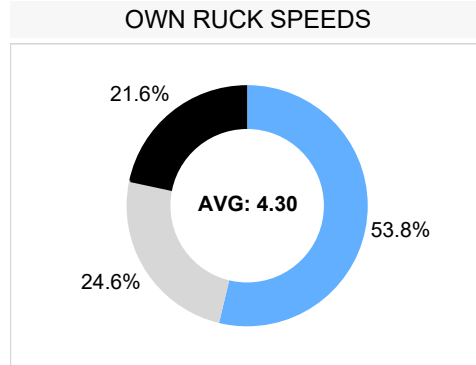
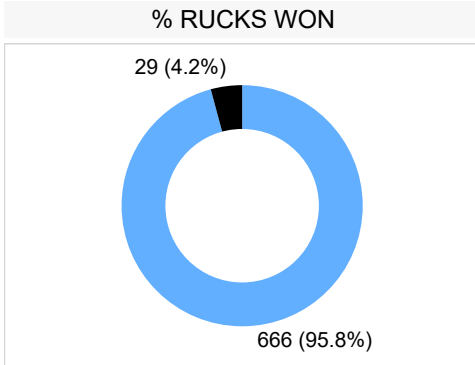


CARRIES & BREAKS	
Line Breaks	49
Line breaks / match	5.4
Defenders Beaten	188
Defenders Beaten / match	20.9
Ball Carries	867.0
Carries / Match	96.3

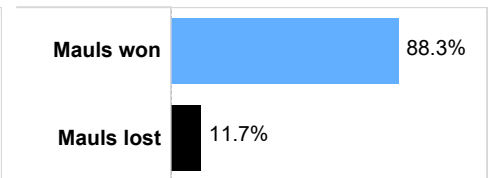
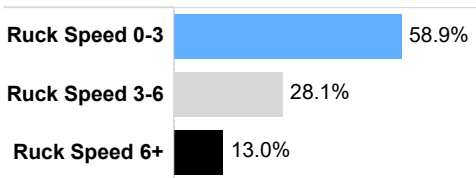
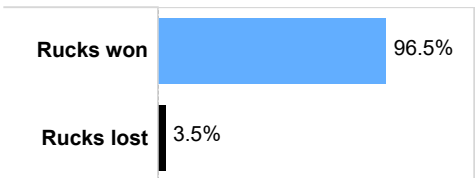


BREAKDOWN

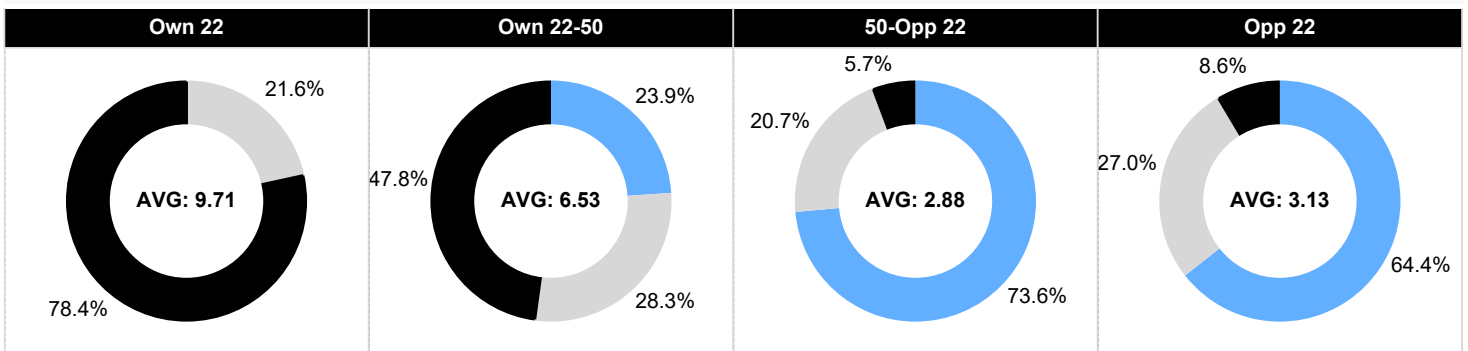
ENGLAND - 2024 INTERNATIONALS



INTERNATIONALS AVERAGES



RUCK SPEEDS - LOCATIONS



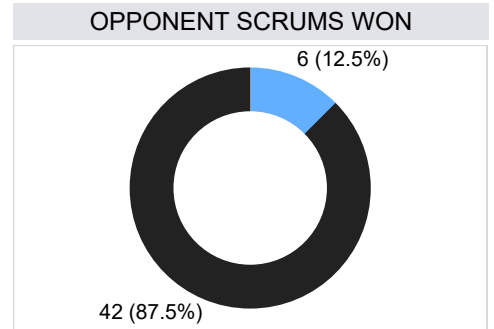
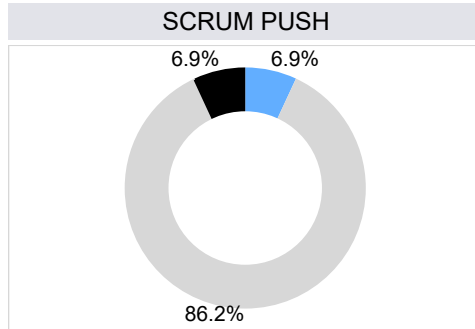
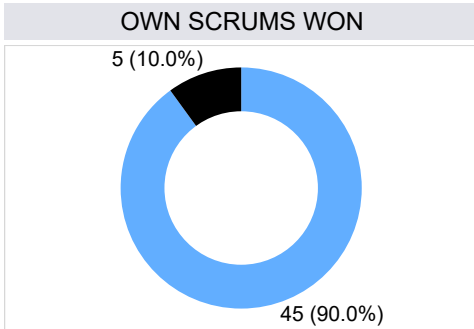
■ Ruck Speed 0-3 ■ Ruck Speed 3-6 ■ Ruck Speed 6+

Attacking Breakdown Arrivals			Defensive Breakdown Arrivals			Breakdown Steals		
1	Maro Itoje	219	1	Maro Itoje	108	1	Sam Underhill	6
2	Jamie George	163	2	Ben Earl	71	2	Maro Itoje	5
3	Will Stuart	114	3	Sam Underhill	42	3	Ollie Lawrence	2
4	George Martin	105	4	Jamie George	39	4	Alex Dombrandt	1
5	Sam Underhill	101	5	George Martin	26	Team Total		19

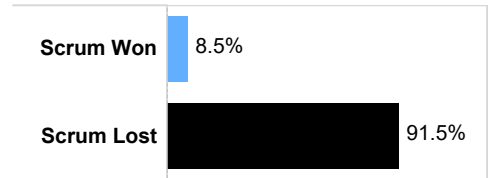
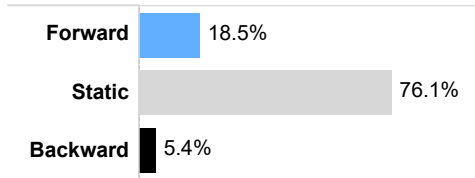
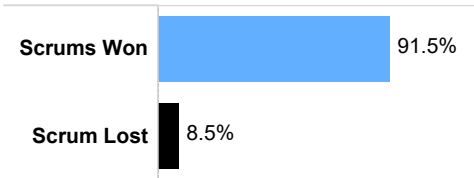
SET PIECE

ENGLAND - 2024 INTERNATIONALS

SCRUMS



INTERNATIONALS AVERAGES



OWN SCRUMS

Scrum Won	Scrum Reset Retained	Scrum Lost
45	8	5

OPPONENT SCRUMS

Scrum Won	Scrum Reset Retained	Scrum Lost
6	10	42

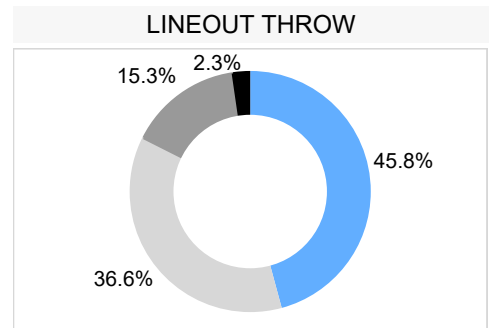
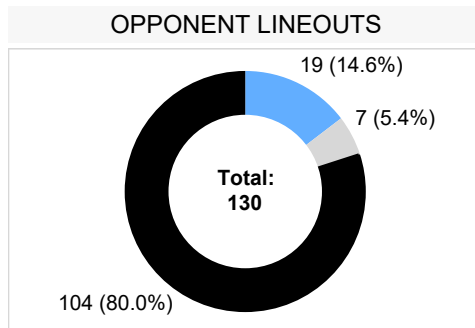
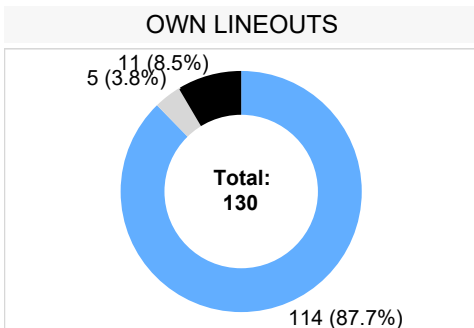
OWN SCRUMS WON

	Used	Penalty	Free Kick
Total	27	14	4
% of Total	60.0%	31.1%	8.9%

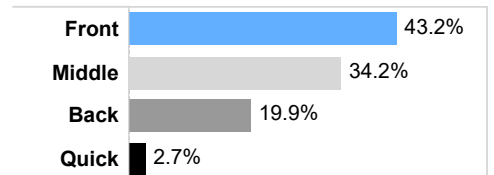
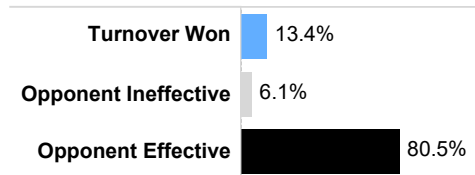
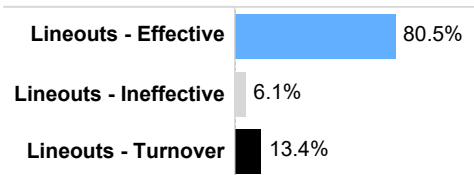
OPPONENT SCRUMS WON

	Used	Penalty	Free Kick
Total	2	2	4
% of Total	33.3%	33.3%	66.7%

LINEOUTS



INTERNATIONALS AVERAGES

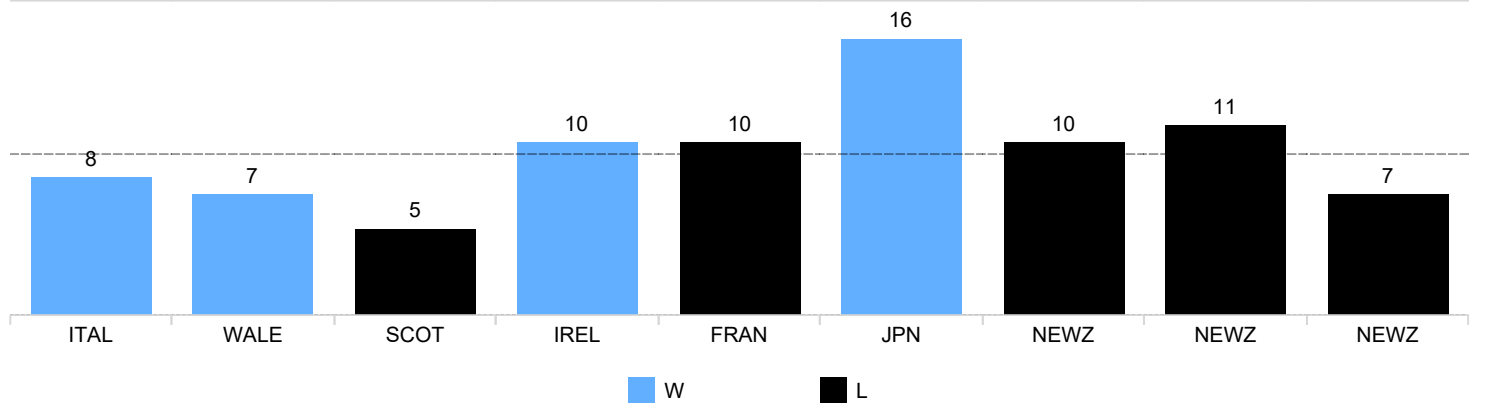


DISCIPLINE

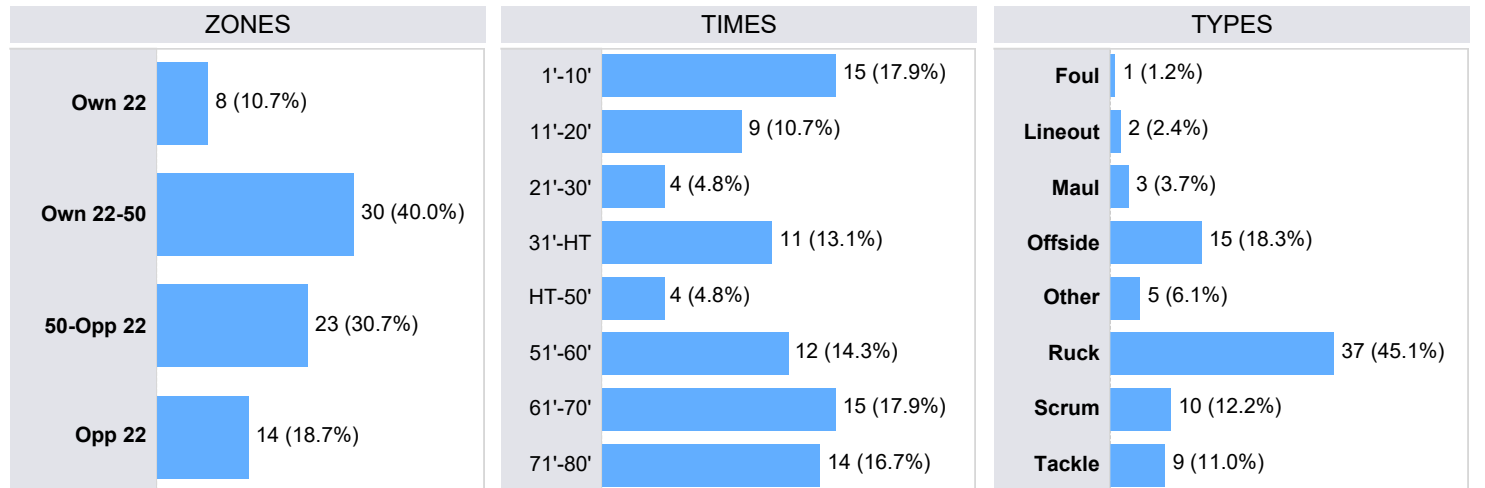
ENGLAND - 2024 INTERNATIONALS

Statistic	Team	Year Average
Total penalties conceded / match	9.3	5.2
Yellow cards / match	0.4	0.4
Red cards / match	0.1	0.0

PENALTIES CONCEDED PER MATCH



PENALTIES & INFRINGEMENTS



PLAYER STATISTICS - PER 80 AVERAGES WITH A MINIMUM 240 MINUTES PLAYED

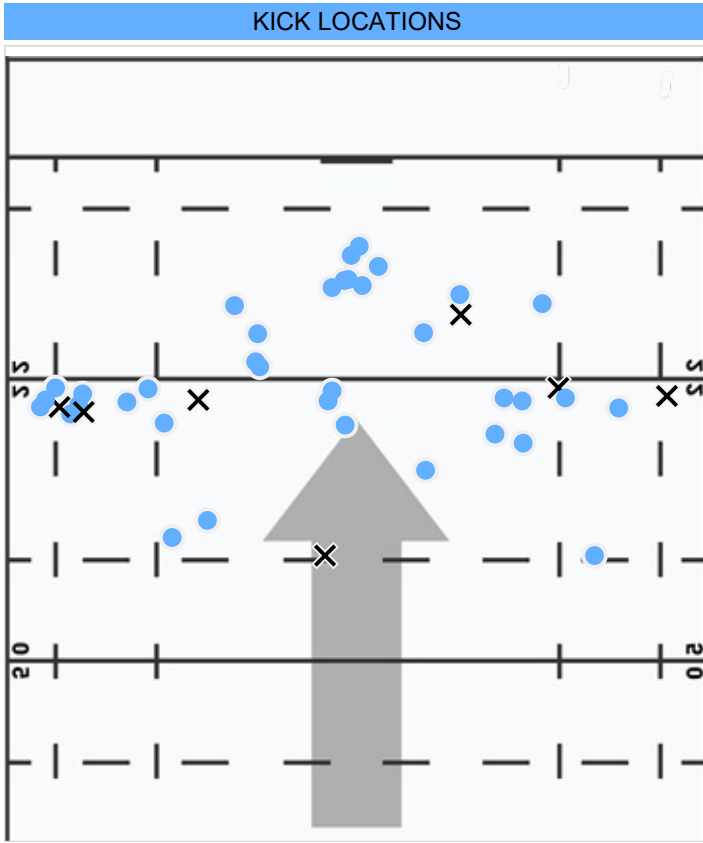
Total penalties conceded			Penalties conceded / 80 minutes			Yellow / Red cards		
1	Maro Itoje	11	1	Will Stuart	1.3	1	Charlie Ewels	0 / 1
2	Ben Earl	9	2	Maro Itoje	1.2	2	Elliot Daly	1 / 0
3	Will Stuart	6	3	Marcus Smith	1.1	3	Ethan Roots	1 / 0
4	Marcus Smith	5	4	Ben Earl	1.0	4	Marcus Smith	1 / 0
5	Ollie Lawrence	5	5	Ellis Genge	1.0	5	Ollie Chessum	1 / 0



TEAM ANALYSIS
AUSTRALIA - 2024 INTERNATIONALS

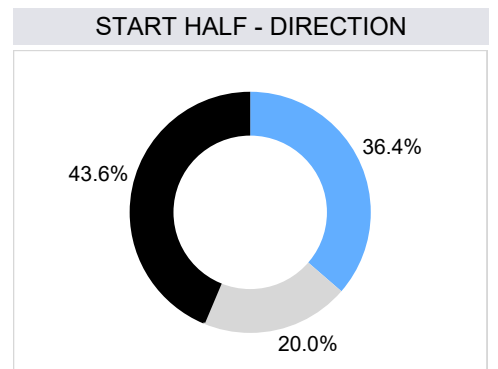
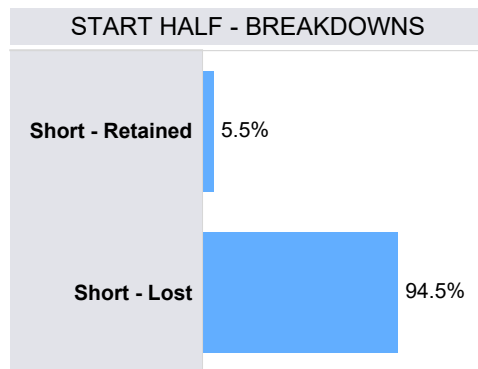
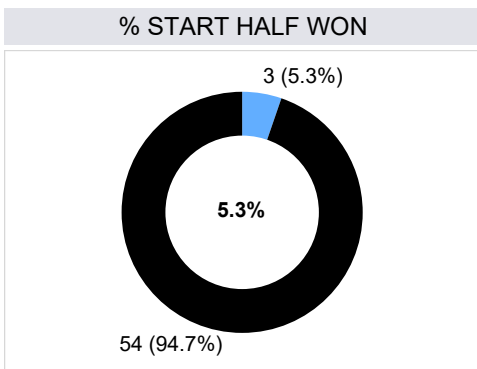
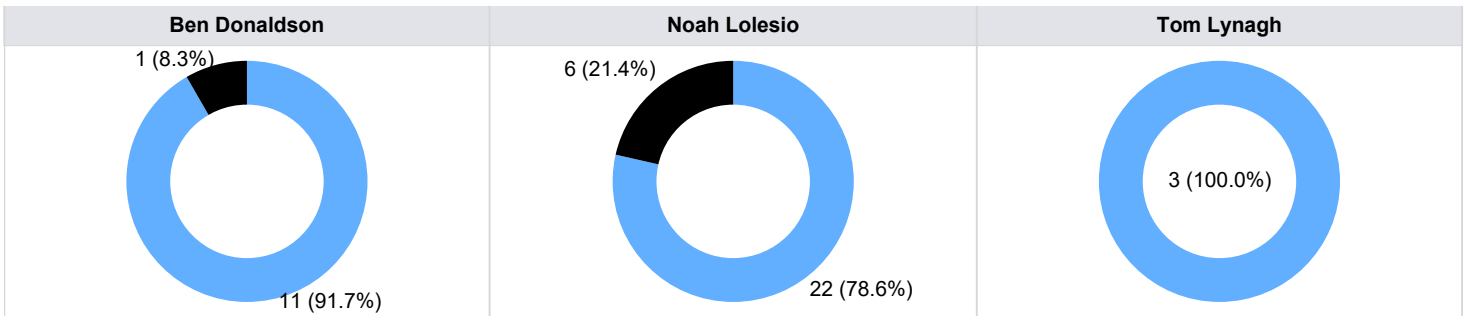
KICKING

AUSTRALIA - 2024 INTERNATIONALS



LAST 20 KICKS AT GOAL				
Opponent	Min	Player	Pts Gained	
New Zealand	9	Noah Lolesio	0.82	Conv Made
	19	Noah Lolesio	0.51	Pen Made
	37	Noah Lolesio	0.04	Pen Made
New Zealand	19	Noah Lolesio	0.08	Conv Made
	37	Noah Lolesio	0.86	Conv Made
	66	Noah Lolesio	0.11	Conv Made
	79	Noah Lolesio	0.10	Conv Made
Argentina	6	Ben Donaldson	0.28	Pen Made
	16	Ben Donaldson	0.39	Conv Made
	22	Ben Donaldson	0.28	Pen Made
	30	Ben Donaldson	0.33	Conv Made
	70	Tom Lynagh	0.77	Conv Made
Argentina	28	Noah Lolesio	0.02	Conv Made
	41	Noah Lolesio	-2.52	Pen Missed
	51	Noah Lolesio	0.13	Conv Made
	59	Noah Lolesio	0.57	Pen Made
	81	Ben Donaldson	0.07	Pen Made
South Africa	3	Noah Lolesio	0.13	Pen Made
	21	Noah Lolesio	1.06	Pen Made
	36	Noah Lolesio	1.44	Pen Made
Overall Points Gained			-1.16	

KICKS AT GOAL



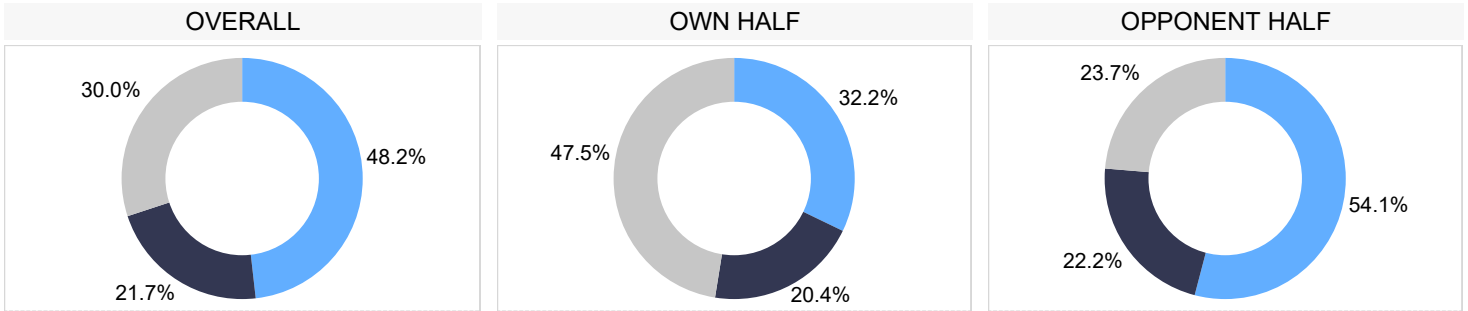
Won Lost

Right Split Left

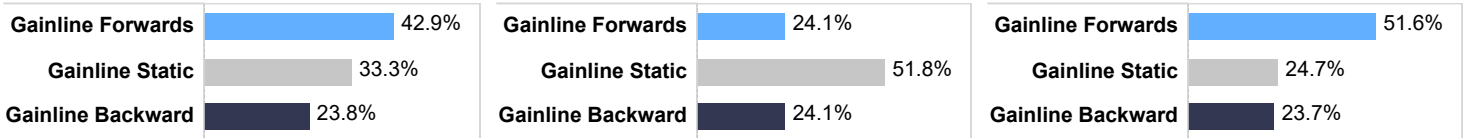
COLLISIONS

AUSTRALIA - 2024 INTERNATIONALS

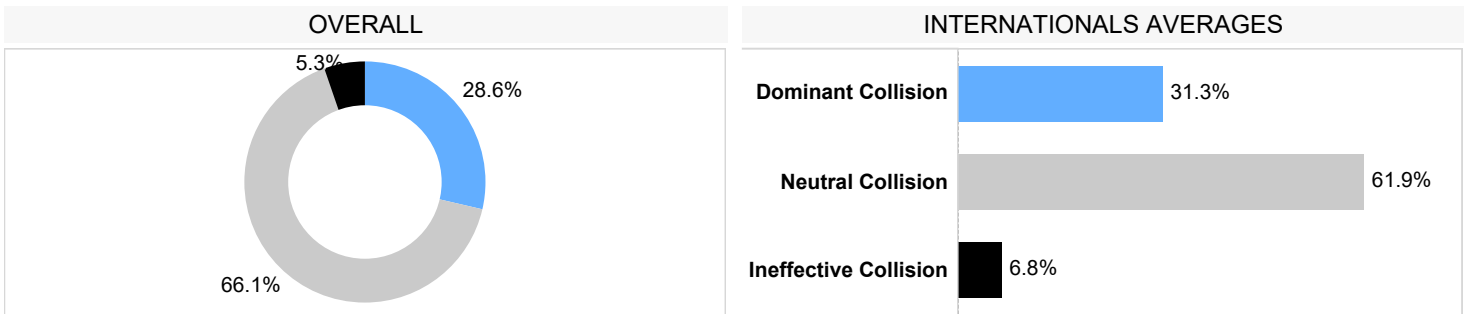
GAINLINE SUCCESS



CHAMPIONSHIP AVERAGES

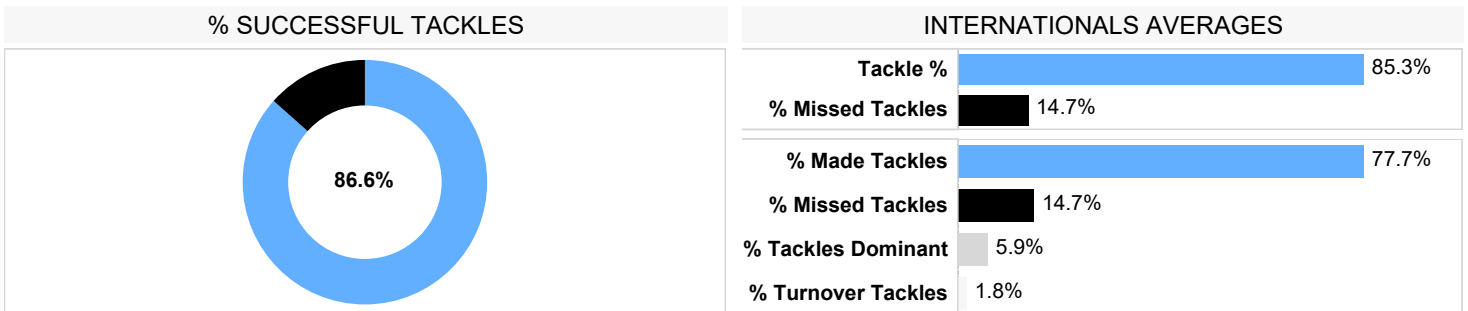


CARRIES INTO CONTACT*

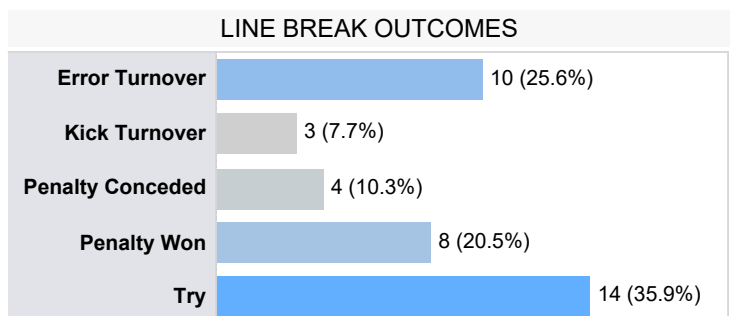


*dominance based on tackle outcome

TACKLES

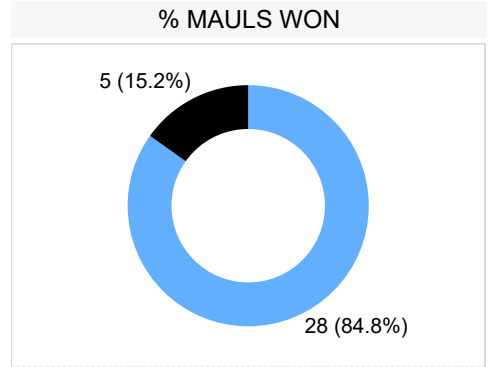
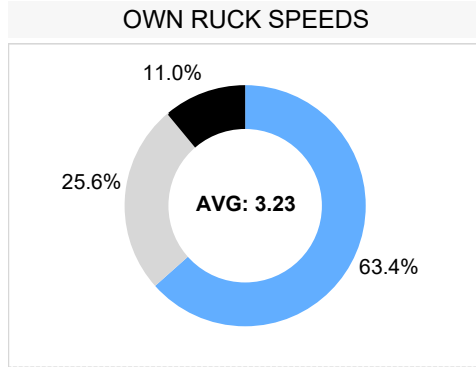
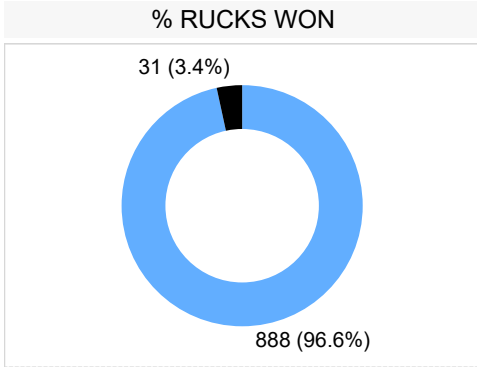


CARRIES & BREAKS	
Line Breaks	41
Line breaks / match	4.6
Defenders Beaten	175
Defenders Beaten / match	19.4
Ball Carries	1,091
Carries / Match	121.2

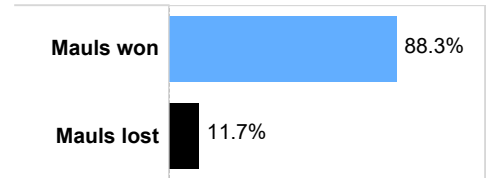
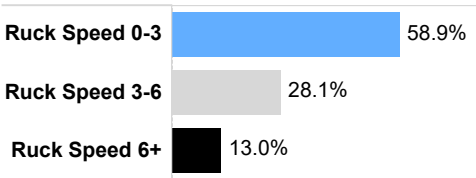
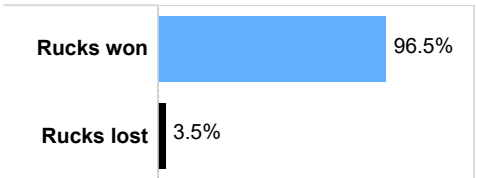


BREAKDOWN

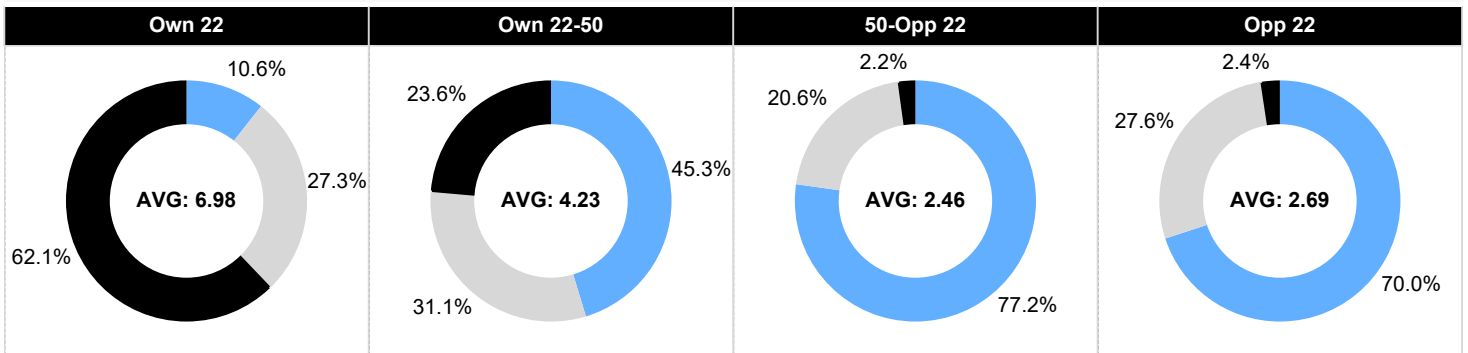
AUSTRALIA - 2024 INTERNATIONALS



INTERNATIONALS AVERAGES



RUCK SPEEDS - LOCATIONS



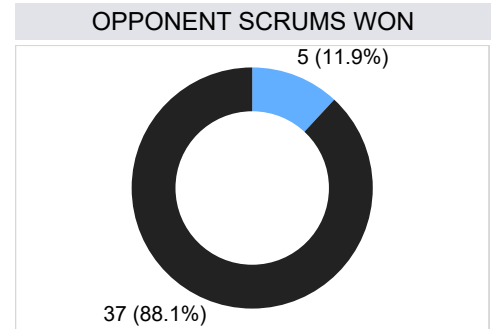
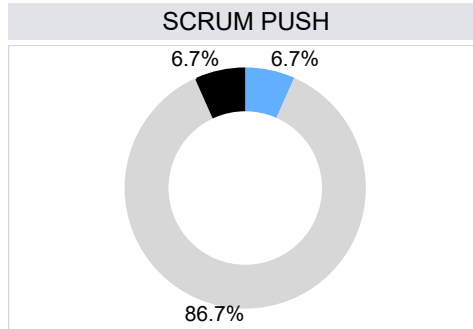
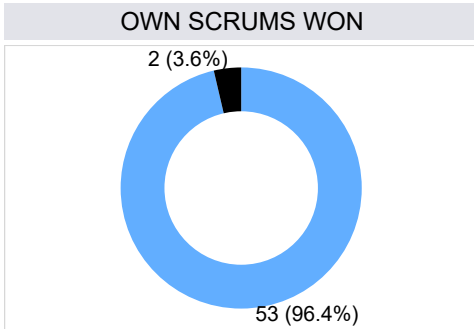
■ Ruck Speed 0-3
 ■ Ruck Speed 3-6
 ■ Ruck Speed 6+

Attacking Breakdown Arrivals		Defensive Breakdown Arrivals		Breakdown Steals	
1	Rob Valetini 142	1	Fraser McReight 54	1	Fraser McReight 5
2	Jeremy Williams 139	2	Rob Valetini 51	2	Rob Valetini 4
3	Harry Wilson 135	3	Harry Wilson 28	3	Carlo Tizzano 3
4	Matt Faessler 135	4	Carlo Tizzano 25	4	Taniela Tupou 3
5	Fraser McReight 131	5	Jeremy Williams 21	Team Total	27

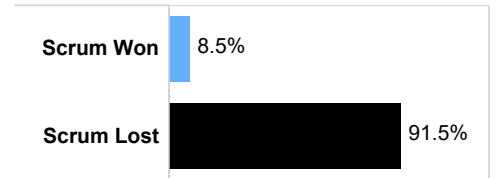
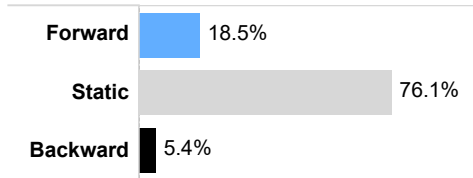
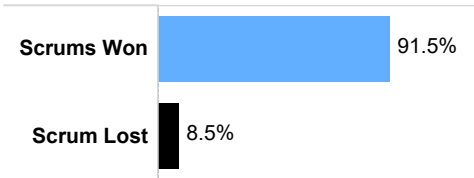
SET PIECE

AUSTRALIA - 2024 INTERNATIONALS

SCRUMS



INTERNATIONALS AVERAGES



OWN SCRUMS

Scrum Won	Scrum Reset Retained	Scrum Lost
53	5	2

OPPONENT SCRUMS

Scrum Won	Scrum Reset Retain..	Scrum Lost
5	4	37

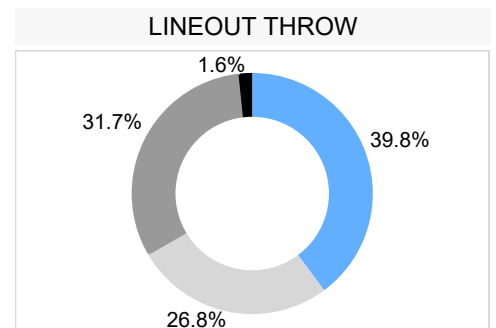
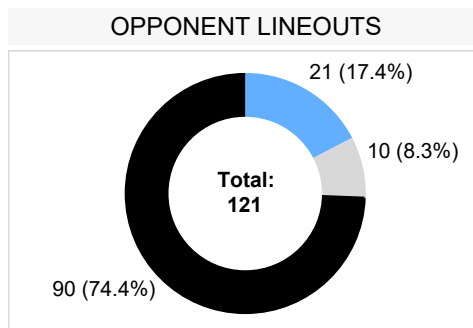
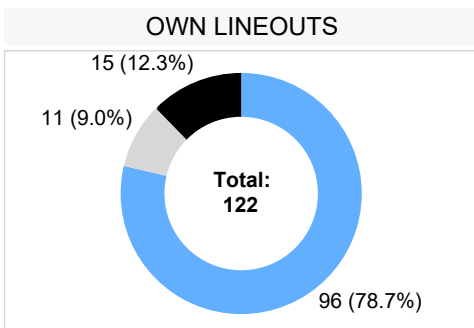
OWN SCRUMS WON

	Used	Penalty	Free Kick
Total	41	7	5
% of Total	77.4%	13.2%	9.4%

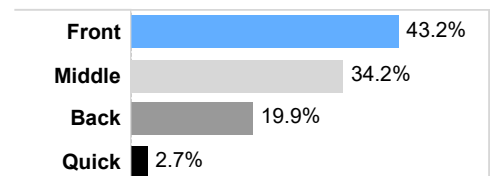
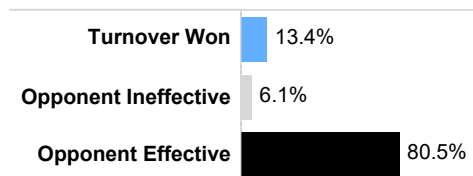
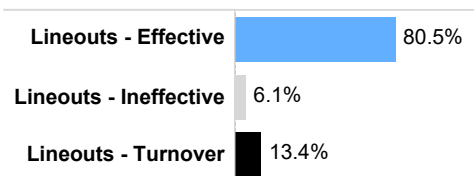
OPPONENT SCRUMS WON

	Used	Penalty	Free Kick
Total	4	4	1
% of Total	80.0%	80.0%	20.0%

LINEOUTS



INTERNATIONALS AVERAGES

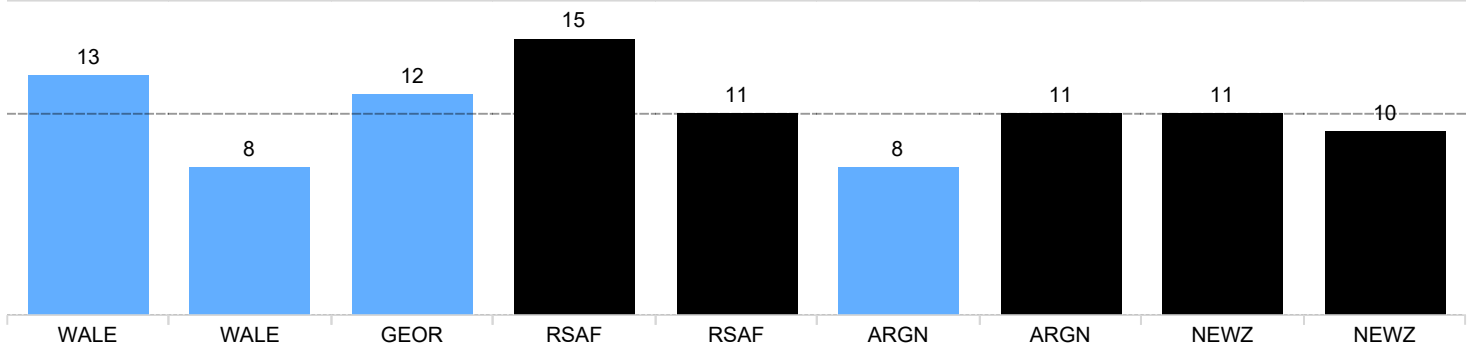


DISCIPLINE

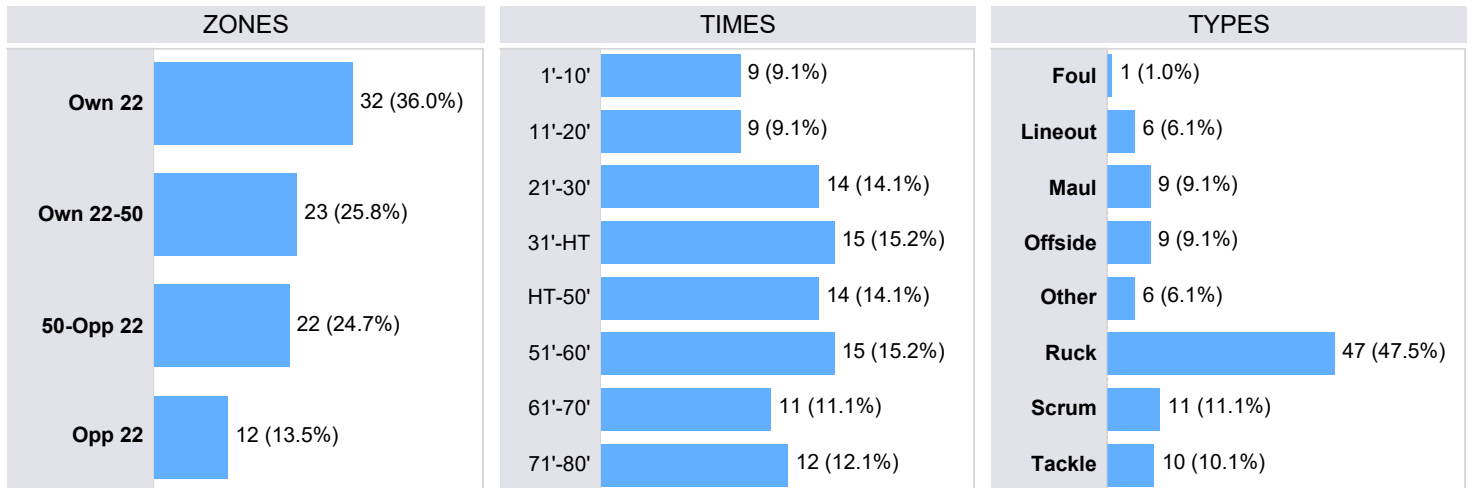
AUSTRALIA - 2024 INTERNATIONALS

Statistic	Team	Year Average
Total penalties conceded / match	11.0	5.2
Yellow cards / match	0.6	0.4
Red cards / match	0.1	0.0

PENALTIES CONCEDED PER MATCH



PENALTIES & INFRINGEMENTS



PLAYER STATISTICS - PER 80 AVERAGES WITH A MINIMUM 240 MINUTES PLAYED

Total penalties conceded			Penalties conceded / 80 minutes			Yellow / Red cards		
1	Jeremy Williams	8	1	Taniela Tupou	1.6	1	Andrew Kellaway	2 / 0
2	Harry Wilson	7	2	Angus Bell	1.5	2	Filipo Daugunu	0 / 1
3	James Slipper	7	3	Jeremy Williams	1.5	3	Fraser McReight	1 / 0
4	Hunter Paisami	6	4	Carlo Tizzano	1.0	4	Lukhan Salakaia-Loto	1 / 0
5	Angus Bell	5	5	Harry Wilson	1.0	5	Seru Uru	1 / 0

PLAYER STATS
2024 INTERNATIONALS

APPEARANCE CHART - ENGLAND

2024 INTERNATIONALS

	03/02/24	10/02/24	24/02/24	09/03/24	16/03/24	22/06/24	06/07/24	13/07/24	02/11/24
	Italy	Wales	Scotland	Ireland	France	Japan	New Zealand	New Zealand	New Zealand
F. Baxter							s17	1	s17
D. Care	s21	s21	9	s21	s21				
O. Chessum	5	5	5	6	6				
D. Cole	s18	s18	3	3	3	3	s18	s18	s18
A. Coles	s19	s19					s19	s19	
C. Cunningham-South	s20	s20	s20	s19		6*	6	6	6
T. Curry						s20	s20	s20	7
B. Curry									s20
E. Daly	11*	11	11	s23	11				
T. Dan	s16	s16	s16	s16	s16	s16	s16	s16	s16
F. Dingwall	12	12*							
A. Dombrandt				s20	s20				s21
B. Earl	8	8*	8	8*	8	8*	8	8	8
C. Ewels						s19			
I. Feyi-Waboso	s23	u23	s23*	14		14*	14*	14*	14*
G. Ford	10	10	10	10	10				s23
T. Freeman	14	14	14	11	14*	11	11	11*	11
G. Furbank			15*	15*	15	15	15		15
E. Genge		s17	1	1	1				1
J. George	2	2	2	2	2	2	2	2	2
N. Isiekwe									s19
M. Itoje	4	4	4	4	4	4	4*	4	4
O. Lawrence			12	12*	12**	12	12	12	12
J. Marler	1	1	s17	s17	s17	s17	1		
G. Martin			s19	5	5	5	5	5	5
A. Mitchell	9*	9		9	9	9*	9	9	
B. Obano	s17								
H. Randall						s21*			s22
B. Rodd						1		s17	
T. Roebuck						s23			
E. Roots	6	6	6		s19				
H. Slade	13	13	13	13	13	13*	13	13	13
O. Sleightholme							s23	s23	
M. Smith				s22	s22*	10*	10	10	10
F. Smith	s22	u22	s22			s22	s22	s22	
B. Spencer			s21				s21	u21	9
F. Steward	15	15						15	
W. Stuart	3	3	s18	s18	s18	s18	3	3	3
M. Tuilagi					s23				
S. Underhill	7	7	7	7	7	7*	7	7	

KEY: Number denotes position, s: substitute, u: unused replacement, *: try scored

APPEARANCE CHART - AUSTRALIA

2024 INTERNATIONALS

	06/07/24	13/07/24	20/07/24	10/08/24	17/08/24	31/08/24	07/09/24	21/09/24	28/09/24
	Wales	Wales	Georgia	South Africa	South Africa	Argentina	Argentina	New Zealand	New Zealand
A. Alaalatoa	s18	s18*	3	3	3	s18	s18	s18	s18
A. Bell					1	1	1	1	1
A. Blyth	s19	s19	5		4				
C. Cale	s20	8							
J. Canham							s19		
F. Daugunu	11*	11**	14	11					
B. Donaldson		s22	10		s22	s22	10		s22
M. Faessler	2	2		2		2	2	2*	2
J. Flook	13	13					s23		s23
N. Frost			4	4		4	4	4	4
L. Gleeson		s20				s20	s20	s20	s20
J. Gordon	9	9*		9		9*	9		9
A. Hodgman			s17						
T. Hooper			s19		s19				
L. Ikitau			13	13	13	13	13	13	13
M. Jorgensen					s23	s23	14		
I. Kailea	s17	s17	1*	1		s17			s17
A. Kellaway	14	14	s23	14	14	14	15*	14	14
M. Korobete					11	11	11	11	
D. Lancaster			11						
N. Lolesio	10	10	s22	10	10	10		10	10
T. Lynagh	s22			s22			s22	u22	
T. McDermott	s21		9	s21	s21	s21	s21*	s21	s21
F. McReight	7	7	7**					7*	7*
J. Nasser		s16	s16	s16	2	s16	s16		
Z. Nonggorr			s18	s18	s18				
B. Paenga-Amosa								s16	s16
H. Paisami	12	12	12*	12*	12			12*	12
D. Pietsch	s23	u23		s23				s23	11
B. Pollard	s16		2		s16				
L. Reimer				s20					
L. Salakaia-Loto	4	5		5	5	5		s19	s19
J. Slipper	1	1		s17	s17		s17	s17	
H. Stewart						12	12		
C. Tizzano				7	7	7	7*		
T. Tupou	3*	3				3	3	3	3
S. Uru					s20				
R. Valetini	8	6	6**	6	6	6*	6	6	6
N. White		s21	s21		9			9	
J. Williams	5	4	s20	s19		s19	5	5	5
H. Wilson			8	8	8	8	8	8	8
T. Wright	15*	15	15	15	15	15		15*	15
L. Wright	6								

KEY: Number denotes position, s: substitute, u: unused replacement, *: try scored

PLAYER DATA - ENGLAND

2024 INTERNATIONALS

	Games	Starts	Minutes Played	Points	Tries	Ball Carries	Carry Metres	Line Breaks	Defenders Beaten	Passes	Offloads	Turnover Con	Successful Tackles	Missed Tackles	Dominant Tackles	Penalties Conceded	Kicks	Kicking Metres	Lineout Takes	Lineout Steals
F. Baxter	3	1	159	0	0	14	71	0	1	4	1	0	36	2	3	2	0	0	0	0
D. Care	5	1	105	0	0	2	2	0	0	80	0	5	4	3	0	0	17	294	0	0
O. Chessum	5	5	331	0	0	21	105	0	2	18	0	3	42	11	8	4	1	31	18	3
D. Cole	9	4	355	0	0	5	13	0	0	2	0	0	49	2	1	4	0	0	1	0
A. Coles	4	0	62	0	0	1	5	0	0	4	0	0	17	2	1	1	0	0	4	0
C. Cunningham-South	8	4	306	5	1	25	142	2	4	13	2	3	70	6	4	0	0	0	17	0
T. Curry	4	1	149	0	0	9	33	0	0	6	0	0	32	4	2	3	0	0	3	0
B. Curry	1	0	20	0	0	1	5	0	0	0	0	0	5	0	1	0	0	0	1	0
E. Daly	5	4	329	5	1	20	126	4	6	17	0	4	12	5	2	1	10	296	0	0
T. Dan	9	0	172	0	0	21	117	0	7	2	0	3	40	14	2	0	0	0	0	0
F. Dingwall	2	2	160	5	1	5	29	0	0	12	0	3	18	8	3	2	0	0	0	0
A. Dombrandt	3	0	43	0	0	6	23	0	0	1	0	0	9	0	2	0	0	0	0	0
B. Earl	9	9	720	15	3	147	798	4	35	58	3	5	116	19	2	9	1	39	2	0
C. Ewels	1	0	8	0	0	0	0	0	0	0	0	0	0	0	0	1	0	0	0	0
I. Feyi-Waboso	8	5	385	25	5	43	490	9	21	9	0	2	33	8	6	4	1	26	0	0
G. Ford	6	5	362	48	0	16	91	0	0	117	0	2	35	3	0	0	45	1,329	0	0
T. Freeman	9	9	703	10	2	49	446	8	16	21	3	13	47	13	10	1	7	189	0	0
G. Furbank	6	6	408	10	2	46	389	2	12	30	6	7	8	5	0	3	11	233	0	0
E. Genge	5	4	247	0	0	24	115	0	4	13	0	1	26	5	0	3	0	0	0	0
J. George	9	9	548	0	0	32	137	1	0	9	0	2	90	6	5	1	1	0	0	0
N. Isiekwe	1	0	3	0	0	0	0	0	0	0	0	0	0	0	0	0	0	0	0	0
M. Itoje	9	9	720	5	1	53	197	2	5	34	1	9	98	7	9	11	1	19	34	4
O. Lawrence	7	7	557	15	3	37	234	2	9	14	2	9	80	17	3	5	6	80	2	0
J. Marler	7	3	254	0	0	15	43	0	1	4	0	0	30	4	2	0	0	0	0	0
G. Martin	7	6	513	0	0	46	210	0	5	24	2	6	84	17	7	1	0	0	21	2
A. Mitchell	7	7	451	10	2	31	156	3	14	336	4	5	21	12	0	0	79	2,163	0	0
B. Obano	1	0	5	0	0	0	0	0	0	0	0	0	2	0	0	1	0	0	0	0
H. Randall	2	0	46	5	1	1	4	0	0	45	0	0	3	1	0	0	7	112	0	0
B. Rodd	2	1	55	0	0	3	7	0	0	0	0	0	9	1	1	4	0	0	0	0
T. Roebuck	1	0	20	0	0	1	32	1	2	2	1	0	1	1	0	0	0	0	0	0
E. Roots	4	3	214	0	0	17	96	0	5	8	0	1	34	5	3	4	0	0	10	0
H. Slade	9	9	667	9	1	36	253	4	4	46	2	10	52	18	4	0	20	590	0	0
O. Sleightholme	2	0	16	0	0	2	66	1	2	0	0	0	0	0	0	0	0	0	0	0
M. Smith	6	4	348	52	2	39	373	3	15	62	4	2	31	6	0	5	27	809	1	0
F. Smith	6	0	81	0	0	6	21	0	2	23	0	1	10	3	0	0	9	308	0	0
B. Spencer	4	1	118	0	0	5	26	1	0	85	1	4	5	2	0	1	23	444	0	0
F. Steward	3	3	230	0	0	33	258	1	10	4	1	4	5	3	0	0	7	312	1	0
W. Stuart	9	5	365	0	0	26	105	0	3	2	0	2	40	3	2	6	0	0	0	0
M. Tuilagi	1	0	20	0	0	1	5	0	0	0	0	0	1	1	0	0	0	0	0	0
S. Underhill	8	8	498	5	1	28	147	1	3	16	3	5	66	18	6	4	0	0	2	0

PLAYER DATA - AUSTRALIA

2024 INTERNATIONALS

	Games	Starts	Minutes Played	Points	Tries	Ball Carries	Carry Metres	Line Breaks	Defenders Beaten	Passes	Offloads	Turnover Con	Successful Tackles	Missed Tackles	Dominant Tackles	Penalties Conceded	Kicks	Kicking Metres	Lineout Takes	Lineout Steals
A. Alaalatoa	9	3	386	5	1	26	95	0	0	15	1	1	67	5	2	4	0	0	0	0
A. Bell	5	5	264	0	0	36	186	1	7	8	0	0	56	3	5	5	0	0	0	0
A. Blyth	4	2	169	0	0	6	15	0	0	5	0	1	25	4	1	4	0	0	2	0
C. Cale	2	1	82	0	0	13	71	0	0	5	0	2	12	1	0	1	0	0	2	2
J. Canham	1	0	15	0	0	0	0	0	0	0	0	0	1	3	0	0	0	0	0	0
F. Daugunu	4	4	216	15	3	33	280	2	7	5	0	0	13	4	0	3	5	168	0	0
B. Donaldson	6	2	155	26	0	14	125	2	5	48	1	2	6	4	0	1	19	680	0	0
M. Faessler	7	7	380	5	1	39	169	0	5	13	0	1	67	4	1	4	1	0	0	0
J. Flook	4	2	192	0	0	7	52	0	3	3	1	0	20	2	1	1	0	0	0	0
N. Frost	6	6	396	0	0	50	231	1	4	35	1	7	66	16	8	4	0	0	26	4
L. Gleeson	5	0	82	0	0	13	74	0	5	3	0	0	8	3	0	1	0	0	1	1
J. Gordon	6	6	364	10	2	11	79	2	3	388	1	2	33	4	0	2	43	1,021	0	0
A. Hodgman	1	0	20	0	0	3	7	0	0	0	0	0	3	0	1	1	0	0	0	0
T. Hooper	2	0	52	0	0	7	32	0	0	3	0	1	7	0	0	0	0	0	1	0
L. Ikitau	7	7	540	0	0	47	357	1	18	23	4	2	37	6	0	0	8	232	0	0
M. Jorgensen	3	1	126	0	0	8	111	2	3	2	1	5	7	1	1	0	2	4	0	0
I. Kailea	6	2	194	5	1	31	129	0	2	8	1	2	38	3	0	3	0	0	0	0
A. Kellaway	9	8	642	5	1	43	414	7	10	34	2	4	44	22	5	3	7	232	0	0
M. Korobete	4	4	303	0	0	28	210	4	5	16	2	9	24	12	3	3	3	113	0	0
D. Lancaster	1	1	80	0	0	8	87	2	2	1	0	1	6	2	0	0	0	0	0	1
N. Lolesio	8	7	511	56	0	41	258	2	12	141	7	8	24	8	2	2	46	1,264	1	0
T. Lynagh	4	0	59	6	0	3	26	0	0	7	0	0	6	2	0	0	2	60	0	0
T. McDermott	8	1	199	5	1	19	106	0	4	207	0	3	16	3	0	0	18	474	0	0
F. McReight	5	5	389	20	4	41	296	1	6	34	1	2	75	5	3	1	1	56	0	0
J. Nasser	6	1	194	0	0	17	52	0	2	15	1	0	29	1	1	0	0	0	0	0
Z. Nonggorr	3	0	82	0	0	8	23	0	0	2	0	2	8	2	0	0	0	0	0	0
B. Paenga-Amosa	2	0	58	0	0	11	45	1	0	6	0	0	14	1	0	1	0	0	0	0
H. Paisami	7	7	527	15	3	60	343	2	11	48	0	6	59	10	2	6	8	179	0	0
D. Pietsch	5	1	140	0	0	15	133	1	3	7	1	5	9	4	0	0	1	0	0	0
B. Pollard	3	1	96	0	0	9	24	0	1	6	0	1	13	0	1	2	0	0	0	0
L. Reimer	1	0	17	0	0	4	18	0	0	0	0	1	2	1	0	0	0	0	0	0
L. Salakaia-Loto	7	5	367	0	0	48	262	2	4	32	0	4	54	9	1	4	0	0	23	5
J. Slipper	6	2	213	0	0	24	95	0	1	4	0	0	33	3	1	7	0	0	1	0
H. Stewart	2	2	160	0	0	7	47	0	1	17	0	1	21	5	3	1	2	103	0	0
C. Tizzano	4	4	307	5	1	22	83	0	5	8	1	2	74	1	8	4	0	0	0	0
T. Tupou	6	6	255	5	1	30	145	0	5	10	0	4	26	5	4	5	0	0	0	0
S. Uru	1	0	18	0	0	2	9	0	0	2	1	0	2	0	0	2	0	0	1	1
R. Valetini	9	9	657	15	3	88	499	1	8	35	2	4	74	5	4	4	2	48	5	0
N. White	4	2	157	0	0	12	24	1	1	135	1	3	10	4	0	1	25	561	1	0
J. Williams	8	5	431	0	0	40	181	1	4	28	0	6	62	9	8	8	0	0	14	3
H. Wilson	7	7	560	0	0	87	465	0	5	40	3	7	97	10	6	7	1	58	22	0
T. Wright	8	8	640	10	2	75	623	5	23	43	5	7	10	6	0	3	22	672	0	0
L. Wright	1	1	57	0	0	5	21	0	0	5	0	0	1	2	0	1	0	0	4	1

PLAYER RANKINGS

2024 INTERNATIONALS

PLAYER RANKINGS - POINTS

2024 INTERNATIONALS

POINTS

		Games	Points	Minutes	Pens	Conv	Drop Goals	Tries	
1	D. McKenzie	New Zealand	11	113	729	16	30	0	1
2	S. Lee	Japan	7	76	461	8	21	0	2
3	J. Crowley	Ireland	7	71	539	12	15	0	1
4	T. Ramos	France	5	63	400	13	12	0	0
4	T. Alborno	Argentina	9	63	451	5	19	0	2
6	P. Garbisi	Italy	8	61	613	10	13	0	1
7	H. Pollard	South Africa	8	57	334	13	9	0	0
8	N. Lolesio	Australia	8	56	511	12	10	0	0
9	F. Russell	Scotland	5	55	400	11	11	0	0
9	S. Carreras	Argentina	9	55	505	9	9	0	2

GOAL KICKING (MADE)

		Games	Minutes	Goals	Misses	Pens	Pens Missed	Conv	Conv Missed	Goal Kicking ..	
1	D. McKenzie	New Zealand	11	729	46	14	16	5	30	9	76.7%
2	S. Lee	Japan	7	461	29	1	8	1	21	0	96.7%
3	J. Crowley	Ireland	7	539	27	10	12	3	15	7	73.0%
4	T. Ramos	France	5	400	25	3	13	2	12	1	89.3%
5	T. Alborno	Argentina	9	451	24	10	5	2	19	8	70.6%
6	P. Garbisi	Italy	8	613	23	8	10	4	13	4	74.2%
7	H. Pollard	South Africa	8	334	22	5	13	3	9	2	81.5%
7	F. Russell	Scotland	5	400	22	1	11	0	11	1	95.7%
7	N. Lolesio	Australia	8	511	22	6	12	3	10	3	78.6%
7	S. Feinberg-Mngomezulu	South Africa	8	384	22	7	8	3	14	4	75.9%

GOAL KICKING (%)*

		Games	Kicks	Made	Available Points	Points Scored	Expected Points	Pts Gained	Goal Kicking %	
1	Martin Page-Relo	Italy	4	6	6	18	18	4.3	13.7	100.0%
1	Leo Berdeu	France	1	7	7	19	19	14.1	4.9	100.0%
3	Seungsin Lee	Japan	6	30	29	69	60.9	5.1	96.7%	
4	Finn Russell	Scotland	5	23	22	57	48.5	6.5	95.7%	
5	Ben Donaldson	Australia	4	12	11	28	23.6	2.4	91.7%	
6	Sam Costelow	Wales	4	10	9	24	19.3	1.7	90.0%	
6	Santiago Carreras	Argentina	6	20	18	49	41.9	3.1	90.0%	
8	Thomas Ramos	France	5	28	25	71	57.3	5.7	89.3%	
9	Ioan Lloyd	Wales	3	7	6	14	10.4	1.6	85.7%	
9	Ben Thomas	Wales	2	7	6	18	12.9	2.1	85.7%	
9	Beauden Barrett	New Zealand	2	7	6	14	10.2	1.8	85.7%	

*Minimum 5 Kicks at Goal



PLAYER RANKINGS - TRIES

2024 INTERNATIONALS

TRIES

		Games	Minutes Played	Tries	Tries / 80	
1	D. van der Merwe	Scotland	8	638	8	1.0
2	C. Clarke	New Zealand	6	431	7	1.3
3	D. Riley	Japan	7	560	6	0.9
3	M. Tele'a	New Zealand	8	486	6	1.0
5	W. Jordan	New Zealand	7	476	5	0.8
5	D. Sheehan	Ireland	6	330	5	1.2
5	M. Carreras	Argentina	9	690	5	0.6
5	I. Feyi-Waboso	England	8	385	5	1.0
9	M. Ioane	Italy	7	555	4	0.6
9	J. Lowe	Ireland	7	560	4	0.6
9	M. Marx	South Africa	9	363	4	0.9
9	A. Savea	New Zealand	10	775	4	0.4
9	M. Mapimpi	South Africa	4	320	4	1.0
9	K. Arendse	South Africa	7	502	4	0.6

TRY ASSISTS

		Games	Minutes Played	Try Assists	Try Assists / 80	
1	B. Barrett	New Zealand	9	537	7	1.0
2	M. Smith	England	6	348	6	1.4
3	D. McKenzie	New Zealand	11	729	5	0.5
3	H. Jones	Scotland	8	625	5	0.6
3	S. Lee	Japan	7	461	5	0.9
6	A. Hastings	Scotland	4	194	4	1.6
6	A. Mitchell	England	7	451	4	0.7
6	T. Alborno	Argentina	9	451	4	0.7
6	S. Chocobares	Argentina	8	546	4	0.6
6	S. Fujiwara	Japan	7	383	4	0.8
6	P. Garbisi	Italy	8	613	4	0.5
6	J. Dobie	Scotland	5	232	4	1.4

TRY INVOLVEMENTS

		Games	Minutes Played	Try Involvements	% of Team Total	
1	D. Riley	Japan	7	560	9	17.0%
2	B. Barrett	New Zealand	9	537	8	9.6%
2	D. van der Merwe	Scotland	8	638	8	9.4%
2	H. Jones	Scotland	8	625	8	9.4%
2	M. Tele'a	New Zealand	8	486	8	9.6%
2	M. Smith	England	6	348	8	17.4%
7	C. Clarke	New Zealand	6	431	7	8.4%
7	W. Jordan	New Zealand	7	476	7	8.4%
7	J. Dobie	Scotland	5	232	7	10.9%
7	S. Lee	Japan	7	461	7	13.2%



PLAYER RANKINGS - CARRIES

2024 INTERNATIONALS

CARRIES

		Games	Total
1	B. Earl	England	9 147
2	A. Savea	New Zealand	10 133
3	R. Valetini	Australia	9 88
4	P. Matera	Argentina	9 87
4	D. McKenzie	New Zealand	11 87
4	H. Wilson	Australia	7 87
7	J. Barrett	New Zealand	9 86
8	C. Doris	Ireland	7 85
9	W. Sititi	New Zealand	7 83
10	P. du Toit	South Africa	8 82
10	A. Wainwright	Wales	7 82

		Minutes	Per 80*
1	B. Earl	England	720 16.3
2	W. Sititi	New Zealand	419 15.8
3	E. Louw	South Africa	265 15.1
4	G. Alldritt	France	279 14.1
5	A. Savea	New Zealand	775 13.7
6	J. Dempsey	Scotland	406 13.2
7	E. Canakaivata	Fiji	385 13.1
8	T. Ikanivere	Fiji	463 12.4
9	H. Wilson	Australia	560 12.4
10	C. Doris	Ireland	550 12.4

METRES

		Games	Total
1	B. Earl	England	9 798
2	D. Riley	Japan	7 768
3	A. Savea	New Zealand	10 745
4	M. Carreras	Argentina	9 739
5	D. van der Merwe	Scotland	8 706
6	J. Kriel	South Africa	9 678
7	J. Barrett	New Zealand	9 674
8	C. Clarke	New Zealand	6 667
9	W. Jordan	New Zealand	7 662
10	J. Lowe	Ireland	7 642

		Minutes	Per 80*
1	C. Clarke	New Zealand	431 123.7
2	I. Masi	Fiji	270 120.9
3	W. Sititi	New Zealand	419 115.5
4	Y. Yazaki	Japan	374 113.5
5	K. Rowe	Scotland	427 112.5
6	W. Jordan	New Zealand	476 111.2
7	T. Alborno	Argentina	451 110.4
8	D. Riley	Japan	560 109.6
9	M. Tuitama	Japan	360 108.5
10	V. Karawalevu	Fiji	399 106.4

DEFENDERS BEATEN

		Games	Total
1	M. Tele'a	New Zealand	8 39
2	B. Earl	England	9 35
3	D. van der Merwe	Scotland	8 33
4	D. McKenzie	New Zealand	11 31
5	C. Kolbe	South Africa	7 29
5	A. Savea	New Zealand	10 29
5	M. Carreras	Argentina	9 29
8	D. Penaud	France	5 27
9	M. Ioane	Italy	7 26
9	D. Riley	Japan	7 26

		Minutes	Per 80*
1	M. Tele'a	New Zealand	486 6.4
2	D. Penaud	France	400 5.4
3	M. Tuitama	Japan	360 4.9
4	K. Rowe	Scotland	427 4.5
5	S. Feinberg-Mngomezisi	South Africa	384 4.4
6	I. Feyi-Waboso	England	385 4.4
7	C. Clarke	New Zealand	431 4.3
8	C. Kolbe	South Africa	560 4.1
9	D. van der Merwe	Scotland	638 4.1
10	A. Aumua	New Zealand	311 4.1

*Minimum 240 minutes played



PLAYER RANKINGS - PASSING

2024 INTERNATIONALS

PASSES

		Games	Total
1	S. Fujiwara	Japan	7 472
2	F. Lomani	Fiji	7 396
3	J. Gordon	Australia	6 388
4	T. Perenara	New Zealand	8 360
5	G. Bertranou	Argentina	8 359
6	A. Mitchell	England	7 336
7	J. Gibson-Park	Ireland	5 333
8	C. Ratima	New Zealand	9 327
9	T. Williams	Wales	5 303
10	D. McKenzie	New Zealand	11 252

		Minutes	Per 80*
1	S. Fujiwara	Japan	383 98.6
2	J. Gibson-Park	Ireland	299 89.1
3	J. Gordon	Australia	364 85.3
4	C. Ratima	New Zealand	315 83.0
5	T. Williams	Wales	296 81.9
6	T. Perenara	New Zealand	358 80.4
7	F. Lomani	Fiji	428 74.0
8	G. Bertranou	Argentina	430 66.8
9	A. Mitchell	England	451 59.6
10	B. White	Scotland	274 58.7

PASSING ACCURACY**

		Total	%
1	G. Williams	South Africa	166 99.4%
2	K. Hardy	Wales	110 99.1%
3	B. Serin	France	101 99.0%
4	J. Dobie	Scotland	153 98.7%
5	S. Varney	Italy	149 98.7%
6	N. White	Australia	135 98.5%
7	C. Ratima	New Zealand	327 98.5%
8	E. Bevan	Wales	125 98.4%
9	G. Horne	Scotland	193 97.9%
10	T. Williams	Wales	303 97.7%

BREAK ASSIST PASSES

		Games	Total
1	D. McKenzie	New Zealand	11 16
2	S. McDowall	Scotland	5 7
3	S. Tuipulotu	Scotland	6 6
3	A. Fassi	South Africa	6 6
5	G. Ford	England	6 5
5	S. Kolisi	South Africa	6 5
5	R. Henshaw	Ireland	7 5
5	S. Chocobares	Argentina	8 5
5	P. Garbisi	Italy	8 5
5	J. Oviedo	Argentina	8 5

OFFLOADS

		Games	Total
1	S. Reece	New Zealand	8 14
2	J. Lowe	Ireland	7 12
2	M. Tele'a	New Zealand	8 12
2	W. Sititi	New Zealand	7 12
5	D. Penaud	France	5 11
6	M. Ioane	Italy	7 10
6	D. McKenzie	New Zealand	11 10
6	H. Jones	Scotland	8 10
6	R. Snyman	South Africa	3 10
10	J. Mallia	Argentina	6 9
10	J. Oviedo	Argentina	8 9

		Minutes	Per 80*
1	W. Sititi	New Zealand	419 2.3
2	D. Penaud	France	400 2.2
3	S. Reece	New Zealand	536 2.1
4	M. Tele'a	New Zealand	486 2.0
5	L. Barre	France	312 1.8
6	B. Dixon	South Africa	271 1.8
7	J. Lowe	Ireland	560 1.7
8	S. Waqa	Japan	286 1.7
9	J. Mallia	Argentina	444 1.6
10	I. Masi	Fiji	270 1.5

*Minimum 240 minutes played **Minimum 100 Passes



ENGLAND



AUSTRALIA

PLAYER RANKINGS - KICKS

2024 INTERNATIONALS

KICKS IN PLAY

		Games	Total
1	D. McKenzie	New Zealand	11 94
2	F. Russell	Scotland	5 81
3	A. Mitchell	England	7 79
4	P. Garbisi	Italy	8 68
5	B. Barrett	New Zealand	9 55
6	J. Crowley	Ireland	7 54
6	S. Lee	Japan	7 54
8	T. Albornoz	Argentina	9 53
8	S. Carreras	Argentina	9 53
10	F. Lomani	Fiji	7 52

		Minutes	Per 80*
1	F. Russell	Scotland	400 16.2
2	B. White	Scotland	274 14.0
3	A. Mitchell	England	451 14.0
4	T. Williams	Wales	296 13.5
5	S. Varney	Italy	246 12.0
6	S. Feinberg-Mngomez	South Africa	384 10.4
7	D. McKenzie	New Zealand	729 10.3
8	G. Ford	England	362 9.9
9	F. Lomani	Fiji	428 9.7
10	G. Williams	South Africa	240 9.7

KICKING METRES

		Games	Total
1	D. McKenzie	New Zealand	11 2,835
2	F. Russell	Scotland	5 2,822
3	A. Mitchell	England	7 2,163
4	P. Garbisi	Italy	8 2,149
5	T. Albornoz	Argentina	9 2,031
6	J. Lowe	Ireland	7 1,988
7	S. Carreras	Argentina	9 1,956
8	S. Lee	Japan	7 1,889
9	S. Feinberg-Mngomez	South Africa	8 1,485
10	B. Barrett	New Zealand	9 1,481

		Minutes	Per 80*
1	F. Russell	Scotland	400 564.3
2	A. Mitchell	England	451 383.6
3	B. White	Scotland	274 368.4
4	T. Williams	Wales	296 367.2
5	T. Albornoz	Argentina	451 360.3
6	S. Lee	Japan	461 327.8
7	D. McKenzie	New Zealand	729 311.1
8	S. Carreras	Argentina	505 309.8
9	S. Feinberg-Mngomez	South Africa	384 309.4
10	G. Ford	England	362 293.6

METRES / KICKS IN PLAY**

		Games	Avg*
1	Leo Barre	France	4 40.2
2	James Lowe	Ireland	7 39.8
3	Cameron Winnett	Wales	7 39.2
4	Tomas Albornoz	Argentina	9 38.3
5	Juan Cruz Mallia	Argentina	6 38.1
6	Santiago Carreras	Argentina	9 36.9
7	Jordie Barrett	New Zealand	9 36.6
8	Seungsin Lee	Japan	7 35.0
9	Finn Russell	Scotland	5 34.8
10	Thomas Ramos	France	5 33.5

*Minimum 240 minutes played **Minimum 2 Kicks / 80min



PLAYER RANKINGS - LINEOUTS

2024 INTERNATIONALS

LINEOUTS WON (INC. STEALS)

		Games	Total	
1	F. Ruzza	Italy	8	45
2	W. Dearn	Japan	8	43
3	M. Itoje	England	9	38
4	E. Etzebeth	South Africa	9	36
5	R. Nortje	South Africa	5	34
6	N. Frost	Australia	6	30
7	D. Jenkins	Wales	7	29
8	S. Cummings	Scotland	7	28
8	L. Salakaia-Loto	Australia	7	28
8	J. Gonzalez	Argentina	6	28

		Minutes	Per 80*	
1	F. Ruzza	Italy	488	7.4
2	R. Nortje	South Africa	369	7.4
3	L. Salakaia-Loto	Australia	367	6.1
4	N. Frost	Australia	396	6.1
5	J. Gonzalez	Argentina	398	5.6
6	W. Dearn	Japan	625	5.5
7	E. Etzebeth	South Africa	543	5.3
8	F. Molina	Argentina	362	5.1
9	O. Chessum	England	331	5.1
10	A. Beard	Wales	319	5.0

LINEOUT STEALS

		Games	Total	
1	W. Dearn	Japan	8	8
2	M. Derenalagi	Fiji	6	6
3	L. Salakaia-Loto	Australia	7	5
4	M. Itoje	England	9	4
4	P. du Toit	South Africa	8	4
4	N. Frost	Australia	6	4
4	T. Vaa'i	New Zealand	10	4
4	J. Moro	Argentina	1	4
9	E. Etzebeth	South Africa	9	3
9	T. Beirne	Ireland	6	3
9	S. Cummings	Scotland	7	3
9	M. Lamaro	Italy	8	3
9	J. Williams	Australia	8	3
9	I. Nasilasila	Fiji	6	3
9	O. Chessum	England	5	3

		Minutes	Per 80*	
1	M. Derenalagi	Fiji	406	1.2
2	L. Salakaia-Loto	Australia	367	1.1
3	W. Dearn	Japan	625	1.0
4	N. Frost	Australia	396	0.8
5	O. Chessum	England	331	0.7
6	P. Tuipulotu	New Zealand	253	0.6
7	E. Ashman	Scotland	273	0.6
8	J. Williams	Australia	431	0.6
9	T. Vaa'i	New Zealand	585	0.5
10	E. Blackadder	New Zealand	309	0.5

LINEOUT THROWS WON

		Games	Total	
1	J. George	England	9	88
2	C. Taylor	New Zealand	9	81
3	J. Montoya	Argentina	7	59
3	T. Ikanivere	Fiji	7	59
3	M. Harada	Japan	8	59
6	M. Faessler	Australia	7	54
7	B. Mbonambi	South Africa	7	53
8	M. Marx	South Africa	9	50
8	E. Dee	Wales	5	50
10	G. Nicotera	Italy	7	49

LINEOUT SUCCESS RATE**

		Games	Total*	
1	E. Dee	Wales	5	96.2%
2	I. Ruiz	Argentina	8	91.7%
3	B. Mbonambi	South Africa	7	91.4%
4	J. George	England	9	90.7%
5	D. Sheehan	Ireland	6	88.7%
6	M. Faessler	Australia	7	88.5%
7	M. Harada	Japan	8	88.1%
8	C. Taylor	New Zealand	9	87.1%
9	J. Montoya	Argentina	7	86.8%
10	G. Turner	Scotland	5	86.1%

*Minimum 240 minutes played **Minimum 2 lineout throws / 80

 ENGLAND

 AUSTRALIA

PLAYER RANKINGS - TACKLES & TURNOVERS

2024 INTERNATIONALS

SUCCESSFUL TACKLES

			Games	Total
1	M. Lamaro	Italy	8	143
2	R. Darge	Scotland	8	120
3	B. Earl	England	9	116
4	D. Jenkins	Wales	7	115
5	T. Reffell	Wales	7	113
6	A. Savea	New Zealand	10	109
7	N. Cannone	Italy	8	104
8	P. du Toit	South Africa	8	102
8	M. Kremer	Argentina	8	102
10	M. Itoje	England	9	98
10	S. Barrett	New Zealand	8	98

DOMINANT TACKLES

			Games	Total
1	R. Darge	Scotland	8	16
2	P. Schoeman	Scotland	9	15
3	M. Lamaro	Italy	8	12
4	M. Kremer	Argentina	8	11
4	N. Cannone	Italy	8	11
4	W. Dearn	Japan	8	11
7	S. Cummings	Scotland	7	10
7	T. Freeman	England	9	10
7	T. Menoncello	Italy	8	10
10	P. Matera	Argentina	9	9

TURNOVERS WON

			Games	Total
1	W. Dearn	Japan	8	12
2	M. Derenalagi	Fiji	6	10
3	M. Itoje	England	9	9
4	T. Reffell	Wales	7	8
4	T. Vaa'i	New Zealand	10	8
6	T. Beirne	Ireland	6	7
7	S. Barrett	New Zealand	8	6
7	P. du Toit	South Africa	8	6
7	A. Savea	New Zealand	10	6
7	S. Underhill	England	8	6
7	N. Frost	Australia	6	6

			Minutes	Per 80*
1	G. Lucchesi	Italy	302	19.6
2	L. Cannone	Italy	290	19.6
3	C. Tizzano	Australia	307	19.3
4	M. Lamaro	Italy	607	18.8
5	C. Cunningham-South England		306	18.3
6	R. Vintcent	Italy	364	18.2
7	R. Darge	Scotland	539	17.8
8	D. Jenkins	Wales	530	17.4
9	T. Costley	Japan	272	17.4
10	A. Bell	Australia	264	17.0

TACKLE SUCCESS RATE**

			Minutes	%*
1	G. Gilchrist	Scotland	371	100.0%
2	E. Dee	Wales	298	97.9%
3	J. George	England	548	93.8%
3	E. Bello	Argentina	256	93.8%
5	Z. Fagerson	Scotland	401	93.6%
6	T. Beirne	Ireland	470	93.4%
7	L. Cannone	Italy	290	93.4%
8	J. Dempsey	Scotland	406	92.9%
9	M. Leitch	Japan	240	92.9%
9	E. Ashman	Scotland	273	92.9%

			Minutes	Per 80*
1	M. Derenalagi	Fiji	406	2.0
2	P. Tuipulotu	New Zealand	253	1.6
3	W. Dearn	Japan	625	1.5
4	G. Lucchesi	Italy	302	1.3
5	N. Frost	Australia	396	1.2
6	T. Reffell	Wales	536	1.2
7	T. Beirne	Ireland	470	1.2
8	L. Cannone	Italy	290	1.1
9	T. Vaa'i	New Zealand	585	1.1
10	L. Salakaia-Loto	Australia	367	1.1

*Minimum 240 minutes played **Minimum 5 tackles / 80

ENGLAND

AUSTRALIA

PLAYER RANKINGS - DISCIPLINE

2024 INTERNATIONALS

PENS CONCEDED

		Games	Total	
1	J. Slipper	Australia	6	7
1	D. van der Merwe	Scotland	8	7
1	H. Wilson	Australia	7	7
1	H. Hetet	Fiji	7	7
1	G. Brown	Scotland	4	7
1	S. Takeuchi	Japan	8	7
1	R. Vintcent	Italy	7	7
1	W. Sittiti	New Zealand	7	7
9	S. Cane	New Zealand	7	6
9	P. Schoeman	Scotland	9	6
9	J. Montoya	Argentina	7	6
9	P. du Toit	South Africa	8	6
9	S. Waqa	Japan	6	6
9	G. Zilocchi	Italy	6	6
9	W. Stuart	England	9	6
9	H. Paisami	Australia	7	6
9	J. Barrett	New Zealand	9	6
9	E. Blackadder	New Zealand	4	6
9	M. Lamaro	Italy	8	6
9	C. Clarke	New Zealand	6	6
9	S. Tawake	Fiji	6	6
9	E. Ashman	Scotland	8	6
9	T. Ikanivere	Fiji	7	6

		Minutes	Per 80*	
1	J. Sclavi	Argentina	270	2.7
2	A. Porter	Ireland	439	2.4
3	H. Hetet	Fiji	240	2.3
4	G. Lucchesi	Italy	302	2.1
5	Z. Fagerson	Scotland	401	1.8
6	E. Ashman	Scotland	273	1.8
7	S. Waqa	Japan	286	1.7
8	T. Tupou	Australia	255	1.6
8	T. Williams	New Zealand	408	1.6
10	E. Blackadder	New Zealand	309	1.6

CARDS

		Games	Yellows	
1	K. Arendse	South Africa	7	3
2	A. Kellaway	Australia	9	2
2	P. O'Mahony	Ireland	6	2
2	A. Lienert-Brown	New Zealand	11	2
2	C. Clarke	New Zealand	6	2
2	A. Fassi	South Africa	6	2
2	E. Ashman	Scotland	8	2
8	E. Daly	England	5	1
8	U. Atonio	France	5	1
8	W. Le Roux	South Africa	4	1
8	O. Tu'ungafasi	New Zealand	8	1
8	J. Wiese	South Africa	4	1
8	D. van der Merwe	Scotland	8	1
8	M. Marx	South Africa	9	1
8	J. Kriel	South Africa	9	1

		Games	Reds	
1	P. Matera	Argentina	9	1
1	J. Danty	France	3	1
1	A. Esterhuizen	South Africa	2	1
1	P. Willemse	France	1	1
1	C. Ewels	England	1	1
1	A. Cocagi	Fiji	1	1
1	F. Daugunu	Australia	4	1
1	K. Shimokawa	Japan	6	1

*Minimum 240 minutes played



PLAYER COMPARISON
2024 INTERNATIONALS
ENGLAND & AUSTRALIA

PLAYER COMPARISON - POINTS

2024 INTERNATIONALS

POINTS							
ENGLAND			AUSTRALIA				
		Games	Total				
1	M. Smith	6	52	1	N. Lolesio	8	56
2	G. Ford	6	48	2	B. Donaldson	6	26
3	I. Feyei-Waboso	8	25	3	F. McReight	5	20
4	B. Earl	9	15	4	R. Valetini	9	15
4	O. Lawrence	7	15	4	H. Paisami	7	15
				4	F. Daugunu	4	15

TRIES							
ENGLAND			AUSTRALIA				
		Games	Total				
1	I. Feyei-Waboso	8	5	1	F. McReight	5	4
2	B. Earl	9	3	2	R. Valetini	9	3
2	O. Lawrence	7	3	2	H. Paisami	7	3
4	A. Mitchell	7	2	2	F. Daugunu	4	3
4	M. Smith	6	2	5	J. Gordon	6	2
4	G. Furbank	6	2	5	T. Wright	8	2
4	T. Freeman	9	2				

GOAL KICKING*									
ENGLAND			AUSTRALIA						
		Made	Missed	%					
1	M. Smith	16	5	76.2%	1	B. Donaldson	11	1	91.7%
2	G. Ford	17	7	70.8%	2	N. Lolesio	22	6	78.6%

*Minimum 5 Kicks at Goal

PLAYER COMPARISON - CARRIES

2024 INTERNATIONALS

CARRIES							
ENGLAND			AUSTRALIA				
		Games	Total				
1	B. Earl	9	147	1	R. Valetini	9	88
2	M. Itoje	9	53	2	H. Wilson	7	87
3	T. Freeman	9	49	3	T. Wright	8	75
4	G. Furbank	6	46	4	H. Paisami	7	60
4	G. Martin	7	46	5	N. Frost	6	50

METRES							
ENGLAND			AUSTRALIA				
		Games	Total				
1	B. Earl	9	798.0	1	T. Wright	8	623.0
2	I. Feyi-Waboso	8	490.1	2	R. Valetini	9	498.6
3	T. Freeman	9	445.7	3	H. Wilson	7	465.0
4	G. Furbank	6	388.8	4	A. Kellaway	9	413.9
5	M. Smith	6	373.1	5	L. Ikitau	7	357.2

DEFENDERS BEATEN							
ENGLAND			AUSTRALIA				
		Games	Total				
1	B. Earl	9	35	1	T. Wright	8	23
2	I. Feyi-Waboso	8	21	2	L. Ikitau	7	18
3	T. Freeman	9	16	3	N. Lolesio	8	12
4	M. Smith	6	15	4	H. Paisami	7	11
5	A. Mitchell	7	14	5	A. Kellaway	9	10

PLAYER COMPARISON - PASSING

2024 INTERNATIONALS

PASSES

ENGLAND		
	Games	Total
1 A. Mitchell	7	336
2 G. Ford	6	117
3 B. Spencer	4	85
4 D. Care	5	80
5 M. Smith	6	62

AUSTRALIA		
	Games	Total
1 J. Gordon	6	388
2 T. McDermott	8	207
3 N. Lolesio	8	141
4 N. White	4	135
5 H. Paisami	7	48
5 B. Donaldson	6	48

PASSING ACCURACY%**

ENGLAND		
	Games	Total
1 A. Mitchell	7	97.3%
2 G. Ford	6	94.0%

AUSTRALIA		
	Games	Total
1 N. White	4	98.5%
2 J. Gordon	6	97.7%
3 T. McDermott	8	96.1%
4 N. Lolesio	8	95.0%

OFFLOADS

ENGLAND		
	Games	Total
1 G. Furbank	6	6
2 A. Mitchell	7	4
2 M. Smith	6	4
4 S. Underhill	8	3
4 B. Earl	9	3
4 T. Freeman	9	3

AUSTRALIA		
	Games	Total
1 N. Lolesio	8	7
2 T. Wright	8	5
3 L. Ikitau	7	4
4 H. Wilson	7	3
5 A. Kellaway	9	2
5 R. Valetini	9	2
5 M. Koroibete	4	2

PLAYER COMPARISON - KICKS

2024 INTERNATIONALS

KICKS IN PLAY							
ENGLAND			AUSTRALIA				
		Games	Total				
1	A. Mitchell	7	79	1	N. Lolesio	8	46
2	G. Ford	6	45	2	J. Gordon	6	43
3	M. Smith	6	27	3	N. White	4	25
4	B. Spencer	4	23	4	T. Wright	8	22
5	H. Slade	9	20	5	B. Donaldson	6	19

KICKING METRES							
ENGLAND			AUSTRALIA				
		Games	Total				
1	A. Mitchell	7	2,162.6	1	N. Lolesio	8	1,263.7
2	G. Ford	6	1,328.5	2	J. Gordon	6	1,021.4
3	M. Smith	6	809.4	3	B. Donaldson	6	679.8
4	H. Slade	9	589.7	4	T. Wright	8	672.4
5	B. Spencer	4	443.8	5	N. White	4	561.1

METRES / KICKS IN PLAY**							
ENGLAND			AUSTRALIA				
		Games	Avg*				
1	M. Smith	6	30.0	1	H. Wilson	7	58.3
2	E. Daly	5	29.6	2	F. McReight	5	56.4
3	G. Ford	6	29.5	3	M. Koroibete	4	37.7
4	H. Slade	9	29.5	4	A. Kellaway	9	33.2
5	A. Mitchell	7	27.4	5	T. Wright	8	30.6

*Minimum 240 minutes played **Minimum 2 Kicks / 80min

PLAYER COMPARISON - LINEOUTS

2024 INTERNATIONALS

LINEOUTS WON (INC. STEALS)

ENGLAND		Games	Total
1	M. Itoje	9	38
2	G. Martin	7	23
3	O. Chessum	5	21
4	C. Cunningham-South	8	17
5	E. Roots	4	10

AUSTRALIA		Games	Total
1	N. Frost	6	30
2	L. Salakaia-Loto	7	28
3	H. Wilson	7	22
4	J. Williams	8	17
5	L. Wright	1	5
5	R. Valetini	9	5

LINEOUT STEALS

ENGLAND		Games	Total
1	M. Itoje	9	4
2	O. Chessum	5	3
3	G. Martin	7	2

AUSTRALIA		Games	Total
1	L. Salakaia-Loto	7	5
2	N. Frost	6	4
3	J. Williams	8	3
4	C. Cale	2	2
5	L. Wright	1	1
5	S. Uru	1	1
5	D. Lancaster	1	1
5	L. Gleeson	5	1

LINEOUT THROWS WON

ENGLAND		Games	Total
1	J. George	9	88
2	T. Dan	9	30
3	M. Smith	6	1
3	T. Freeman	9	1

AUSTRALIA		Games	Total
1	M. Faessler	7	54
2	J. Nasser	6	25
3	B. Pollard	3	15
4	B. Paenga-Amosa	2	12
5	T. Wright	8	1
5	N. Lolesio	8	1

PLAYER COMPARISON - TACKLES

2024 INTERNATIONALS

SUCCESSFUL TACKLES							
ENGLAND			AUSTRALIA				
		Games	Total			Games	Total
1	B. Earl	9	116	1	H. Wilson	7	97
2	M. Itoje	9	98	2	F. McReight	5	75
3	J. George	9	90	3	R. Valetini	9	74
4	G. Martin	7	84	3	C. Tizzano	4	74
5	O. Lawrence	7	80	5	A. Alaalatoa	9	67
				5	M. Faessler	7	67

DOMINANT TACKLES							
ENGLAND			AUSTRALIA				
		Games	Total			Games	Total
1	T. Freeman	9	10	1	N. Frost	6	8
2	M. Itoje	9	9	1	C. Tizzano	4	8
3	O. Chessum	5	8	1	J. Williams	8	8
4	G. Martin	7	7	4	H. Wilson	7	6
5	S. Underhill	8	6	5	A. Kellaway	9	5
5	I. Feyi-Waboso	8	6	5	A. Bell	5	5

TURNOVERS WON							
ENGLAND			AUSTRALIA				
		Games	Total			Games	Total
1	M. Itoje	9	9	1	N. Frost	6	6
2	S. Underhill	8	6	2	R. Valetini	9	5
3	O. Chessum	5	3	2	L. Salakaia-Loto	7	5
4	B. Earl	9	2	2	F. McReight	5	5
4	M. Smith	6	2	2	F. McReight	5	5
4	O. Lawrence	7	2	5	J. Williams	8	4
4	G. Martin	7	2				

PLAYER COMPARISON - DISCIPLINE

2024 INTERNATIONALS

PENS CONCEDED

ENGLAND			AUSTRALIA		
	Games	Total		Games	Total
1 M. Itoje	9	11	1 J. Williams	8	8
2 B. Earl	9	9	2 J. Slipper	6	7
3 W. Stuart	9	6	2 H. Wilson	7	7
4 M. Smith	6	5	4 H. Paisami	7	6
4 O. Lawrence	7	5	5 T. Tupou	6	5
			5 A. Bell	5	5

YELLOW CARDS

ENGLAND			AUSTRALIA		
	Games	Total		Games	Total
1 E. Daly	5	1	1 A. Kellaway	9	2
1 M. Smith	6	1	2 L. Salakaia-Loto	7	1
1 E. Roots	4	1	2 F. McReight	5	1
1 O. Chessum	5	1	2 S. Uru	1	1

RED CARDS

ENGLAND			AUSTRALIA		
	Games	Total		Games	Total
1 C. Ewels	1	1	1 F. Daugunu	4	1