

Insights by **Sage**



PREVIEW REPORT

ITALY - GEORGIA

2024 AUTUMN NATIONS SERIES

ROUND 3

17/11/2024





ITALY vs GEORGIA

2024 AUTUMN NATIONS SERIES



OPTA FACTS

- Italy and Georgia have met just three times before, the Azzurri winning the first two meetings in 2003 and 2018 before Georgia secured a maiden victory in the fixture in 2022, all three clashes have been won by the home side on the day.
- Italy won their final two 2024 Six Nations matches against Wales and Scotland, victory in this match against Georgia would mean they've won three consecutive games against European opposition for just the second time since 2003 (also in 2022 v Wales, Portugal, Romania).
- Italy have won four of their last six Test matches (L2), as many as in their previous 17 combined (D1 L12) – the Azzurri have won 4+ Test matches in each of the last three calendar years, something they previously hadn't accomplished since 2012.
- Georgia have won six of their eight Test matches played in 2024 (L2), however, their two losses this year have come across their last three fixtures, versus Fiji (12-21) and Australia (29-40) in July.
- Georgia have won three of their seven Test matches against the current Tier 1 nations since the start of 2022 (L4) after winning just one in 35 against such opposition previously (L34), since their first such fixture against Ireland in 1998.
- Georgia averaged the most carries (116), metres gained (446) and defenders beaten (27.6) per game of any side in the 2024 Rugby Europe Championship, while Italy averaged the fewest in all three categories during this year's Guinness Men's Six Nations (93 carries, 323 metres gained, 16.0 defenders beaten).
- Italy averaged 194 tackles completed per game in the 2024 Guinness Men's Six Nations, over 30 more than any other side on average, while Georgia's 88.3% tackle success rate was the highest of any team in this year's Rugby Europe Championship.
- Georgia conceded the fewest points per defensive 22m entry of any team in the 2024 Rugby Europe Championship (1.7), while only Championship winners Ireland (1.7) conceded fewer points per entry than Italy (2.2) in this year's Guinness Men's Six Nations.
- Italy's Michele Lamaro has made at least 19 more tackles than any other player in men's Tier 1 rugby in 2024 (155), while teammate Tommaso Menoncello ranks first for dominant tackles (20) and second for turnover-winning tackles (6) this year.
- Georgia's Aka Tabutsadze scored seven tries in this year's Rugby Europe Championship, at least three more than any other player, while teammate Davit Niniashvili had the highest tackle evasion rate of any player to face 5+ tackles in the competition (72%).

LAST MATCH DETAILS

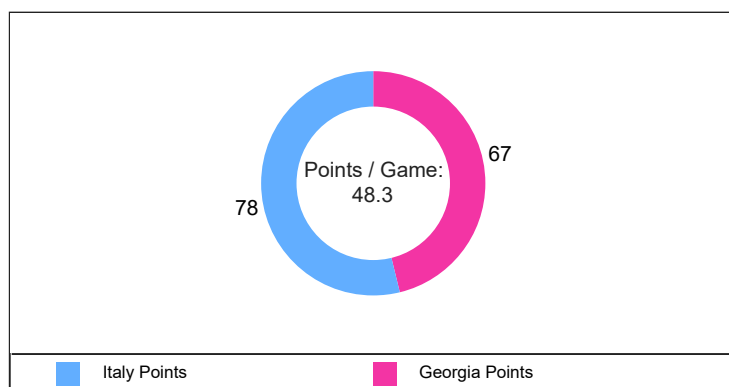
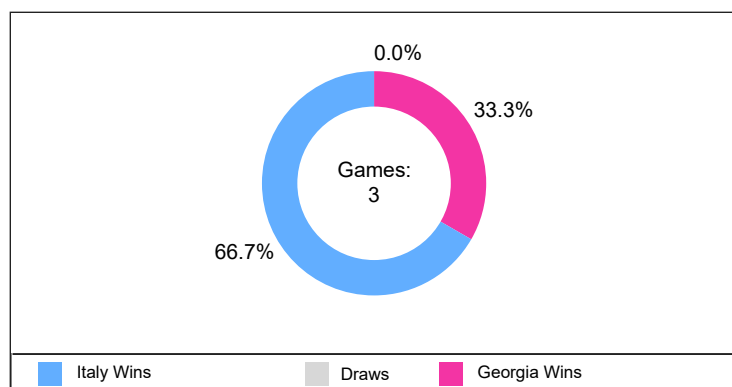
ITALY Autumn Nations Series v Argentina (09/11/2024) 18-50 (L)								
#	Player	Minutes	Points	Tries	Ball Carries	Kicks	Tackles	Cards
15	Ange Capuozzo	7	0	0	3	1	2	0
14	Louis Lynagh	80	0	0	7	2	8	0
13	Juan Ignacio Brex	69	0	0	12	0	8	0
12	Tommaso Menoncello	80	0	0	10	0	22	0
11	Monty Ioane	80	0	0	12	0	12	0
10	Paolo Garbisi	80	0	0	5	7	10	0
9	Martin Page-Relo	63	0	0	5	8	6	0
1	Mirco Spagnolo	50	0	0	6	0	12	0
2	Gianmarco Lucchesi	50	0	0	6	0	13	0
3	Marco Riccioni	45	0	0	2	0	13	0
4	Niccolo Cannone	80	0	0	8	0	15	0
5	Federico Ruzza	44	0	0	6	0	9	0
6	Sebastian Negri	59	0	0	10	0	10	0
7	Michele Lamaro	80	0	0	4	0	18	0
8	Lorenzo Cannone	75	0	0	7	0	13	1
16	Giacomo Nicotera	30	5	1	4	0	3	0
17	Daniilo Fischetti	30	0	0	2	0	7	0
18	Simone Ferrari	35	0	0	3	0	5	0
19	Dino Lamb	36	0	0	1	0	7	0
20	Manuel Zuliani	21	0	0	3	0	5	0
21	Alessandro Garbisi	17	0	0	1	1	4	0
22	Tommaso Allan	73	6	0	12	5	6	0
23	Marco Zanon	11	0	0	3	1	2	0
Team Total		-	11	1	132	25	210	1

GEORGIA International v Australia (20/07/2024) 40-29 (L)								
#	Player	Minutes	Points	Tries	Ball Carries	Kicks	Tackles	Cards
15	Davit Niniashvili	70	5	1	15	4	5	1
14	Aka Tabutsadze	80	10	2	4	2	8	0
13	Tornike Kakhoidze	80	0	0	7	0	12	0
12	Giorgi Kveseladze	80	0	0	8	0	16	0
11	Demur Tapladze	37	0	0	4	1	1	0
10	Luka Matkava	80	9	0	10	7	9	0
9	Mikheil Alania	44	0	0	3	2	8	0
1	Giorgi Mamaishvili	64	0	0	3	0	16	0
2	Vano Karkadze	51	0	0	5	0	16	0
3	Aleksandre Kuntelia	58	0	0	5	0	15	0
4	Lado Chachanidze	60	0	0	0	0	11	0
5	Mikheil Babunashvili	80	5	1	2	0	20	0
6	Giorgi Tsutskiridze	41	0	0	3	0	13	0
7	Beka Saghinadze	80	0	0	14	0	14	0
8	Tornike Jalagonia	71	0	0	4	0	29	0
16	Luka Petriashvili	29	0	0	1	0	12	0
17	Luka Goginava	16	0	0	2	0	3	0
18	Irakli Aptsiauri	22	0	0	1	0	5	0
19	Lasha Jaiani	20	0	0	2	0	4	0
20	Luka Ivanishvili	40	0	0	1	0	19	0
21	Ioane Iashagashvili	9	0	0	1	0	4	0
22	Vasil Lobzhanidze	36	0	0	2	4	11	0
23	Tedo Abzhandadze	43	0	0	6	1	9	0
Team Total		-	29	4	103	21	260	1

HEAD TO HEAD

All Time

	Games	Italy Wins	Draws	Georgia Wins
Overall:	3	2	0	1
Italy at Home:	2	2	0	0
Georgia at Home:	1	0	0	1
Neutral Venue:				



LAST 10 MEETINGS

Year	Date	Team	Score	Opposition	Venue	Winner
2022	10/07/2022	Georgia	28-19	Italy	Adjarabet Arena	Georgia
2018	10/11/2018	Italy	28-17	Georgia	Firenze	Italy
2003	06/09/2003	Italy	31-22	Georgia	Asti	Italy

RESULTS

Since 2023

ITALY								
Date	Opponent	Comp	H/A	Result	F	A	TF	TA
05/02/2023	France	Six Nations	H	L	24	29	2	4
12/02/2023	England	Six Nations	A	L	14	31	2	5
25/02/2023	Ireland	Six Nations	H	L	20	34	2	5
11/03/2023	Wales	Six Nations	H	L	17	29	2	4
18/03/2023	Scotland	Six Nations	A	L	14	26	1	4
29/07/2023	Scotland	International	A	L	13	25	1	3
05/08/2023	Ireland	International	A	L	17	33	2	5
19/08/2023	Romania	International	H	W	57	7	9	1
26/08/2023	Japan	International	H	W	42	21	5	3
09/09/2023	Namibia	RWC	H	W	52	8	7	1
20/09/2023	Uruguay	RWC	H	W	38	17	5	2
29/09/2023	New Zealand	RWC	A	L	17	96	2	14
06/10/2023	France	RWC	A	L	7	60	1	8
03/02/2024	England	Six Nations	H	L	24	27	3	2
11/02/2024	Ireland	Six Nations	A	L	0	36	0	6
25/02/2024	France	Six Nations	A	D	13	13	1	1
09/03/2024	Scotland	Six Nations	H	W	31	29	3	4
16/03/2024	Wales	Six Nations	A	W	24	21	2	3
05/07/2024	Samoa	International	A	L	25	33	3	4
12/07/2024	Tonga	International	A	W	36	14	5	2
21/07/2024	Japan	International	A	W	42	14	5	2
09/11/2024	Argentina	Autumn Nations Series	H	L	18	50	2	7
Average					26.3	24.8	3.2	3.3

GEORGIA								
Date	Opponent	Comp	H/A	Result	F	A	TF	TA
05/02/2023	Germany	Rugby Europe Champio..	H	W	75	12	11	2
11/02/2023	Netherlands	Rugby Europe Champio..	A	W	40	8	6	1
18/02/2023	Spain	Rugby Europe Champio..	A	W	41	3	7	0
05/03/2023	Romania	Rugby Europe Champio..	H	W	31	7	4	1
19/03/2023	Portugal	Rugby Europe Champio..	H	W	38	11	6	1
12/08/2023	Romania	International	H	W	56	6	8	0
19/08/2023	USA	International	H	W	22	7	3	1
26/08/2023	Scotland	International	A	L	6	33	0	5
09/09/2023	Australia	RWC	A	L	15	35	2	4
23/09/2023	Portugal	RWC	H	D	18	18	2	2
30/09/2023	Fiji	RWC	A	L	12	17	0	2
07/10/2023	Wales	RWC	A	L	19	43	3	6
04/02/2024	Germany	Rugby Europe Champio..	A	W	28	17	4	2
10/02/2024	Netherlands	Rugby Europe Champio..	H	W	31	10	5	1
17/02/2024	Spain	Rugby Europe Champio..	H	W	38	3	6	0
02/03/2024	Romania	Rugby Europe Champio..	H	W	43	5	7	1
17/03/2024	Portugal	Rugby Europe Champio..	H	W	36	10	4	1
05/07/2024	Fiji	International	H	L	12	21	0	3
13/07/2024	Japan	International	A	W	25	23	3	2
20/07/2024	Australia	International	A	L	29	40	4	6
Average					29.6	15.9	4.0	2.0

FORM-ITALY

All Competitions

ITALY						
Record	Date	Opponent	Comp	Score	Days Since	Games Since
Last Win	21/07/2024	Japan	International	42-14	114	1
Last Loss	09/11/2024	Argentina	Autumn Nations Series	18-50	3	0
Last Home Win	09/03/2024	Scotland	Six Nations	31-29	248	5
Last Home Loss	09/11/2024	Argentina	Autumn Nations Series	18-50	3	0
Last Away Win	21/07/2024	Japan	International	42-14	114	1
Last Away Loss	05/07/2024	Samoa	International	25-33	130	3

GEORGIA						
Record	Date	Opponent	Comp	Score	Days Since	Games Since
Last Win	13/07/2024	Japan	International	25-23	122	1
Last Loss	20/07/2024	Australia	International	29-40	115	0
Last Home Win	17/03/2024	Portugal	Rugby Europe Championship	36-10	240	3
Last Home Loss	05/07/2024	Fiji	International	12-21	130	2
Last Away Win	13/07/2024	Japan	International	25-23	122	1
Last Away Loss	20/07/2024	Australia	International	29-40	115	0

LAST MEETING - STATISTICS

Georgia 28-19 Italy (2022-07-10 - International)

Georgia	Italy	
3	Tries	1
2	Conversions	1
3	Penalty Goals	4
75	Ball Carries	84
3	Offloads	7
3	Line Breaks	3
14	Defenders Beaten	15
419	Carry Metres	388
122	Total Tackles	111
15	Missed Tackle	14
5	Turnovers Won	3
10	Turnover Conceded	16
6	Lineouts Won	17
1	Lineouts Lost	2
15	Total Penalties Conceded	9
26	Kicks in Play	15


#	Player	Minutes Played	Tries	Points	Ball Carries	Defenders Beaten	Tackles	Tackles - Success	Turnovers Won	Pens Conceded
15	Davit Niniasvili	80	0	0	9	7	3	3	1	0
14	Aka Tabutsadze	80	0	0	2	0	3	2	0	1
13	Giorgi Kveseladze	80	0	0	2	0	5	2	0	1
12	Merab Sharikadze	80	0	0	3	1	9	7	0	0
11	Sandro Todua	74	1	5	4	1	3	3	0	0
10	Tedo Abzhandadze	80	2	20	2	2	8	7	0	1
9	Vasil Lobzhanidze	56	0	0	6	0	5	4	0	0
1	Guram Gogichashvili	58	0	0	7	0	11	11	0	4
2	Shalva Mamukashvili	42	0	0	3	0	12	9	0	1
3	Beka Gigashvili	65	0	0	6	0	6	6	0	1
4	Nodar Cheishvili	71	0	0	5	0	8	8	0	1
5	Lasha Jaiani	80	0	0	3	0	9	9	0	0
6	Otar Giorgadze	67	0	0	5	0	8	7	0	0
7	Beka Saghinadze	80	0	0	3	0	11	10	1	1
8	Beka Gorgadze	80	0	0	9	3	12	11	2	3
16	Giorgi Chkoidze	38	0	0	3	0	5	5	1	0
17	Nika Abuladze	22	0	0	0	0	1	1	0	0
18	Luka Japaridze	15	0	0	1	0	0	0	0	0
19	Lado Chachanidze	9	0	0	0	0	0	0	0	0
20	Sandro Mamamtavrisvili	13	0	0	0	0	3	2	0	0
21	Gela Aprasidze	24	0	3	0	0	0	0	0	0
22	Lasha Khmaladze	0	0	0	0	0	0	0	0	0
23	Demur Tapladze	6	0	0	2	0	0	0	0	0

#	Player	Minutes	Tries	Points	Ball Carries	Defenders Beaten	Tackles	Tackles - Success	Turnovers Won	Pens Conceded
15	Ange Capuozzo	80	0	0	3	1	4	2	0	1
14	Edoardo Padovani	80	0	0	4	0	4	4	0	0
13	Juan Ignacio Brex	80	0	0	6	3	7	7	0	0
12	Marco Zanon	44	0	0	7	0	5	4	0	0
11	Tommaso Menoncello	80	1	5	5	5	5	3	0	1
10	Tommaso Allan	80	0	14	1	0	10	7	0	0
9	Alessandro Garbisi	61	0	0	2	1	4	4	0	0
1	Danilo Fischetti	51	0	0	5	0	8	7	0	0
2	Gianmarco Lucchesi	51	0	0	10	1	9	9	0	1
3	Simone Ferrari	71	0	0	2	0	9	8	0	1
4	Niccolo Cannone	74	0	0	5	0	9	7	1	1
5	Marco Fuser	52	0	0	4	0	2	2	0	0
6	Federico Ruzza	80	0	0	9	0	7	7	0	1
7	Michele Lamaro	80	0	0	3	0	11	10	1	0
8	Toa Halafih	72	0	0	10	3	8	7	1	1
16	Giacomo Nicotera	29	0	0	1	0	3	3	0	1
17	Ivan Nemer	29	0	0	1	0	2	2	0	1
18	Ion Neculai	9	0	0	0	0	1	1	0	0
19	David Sisi	6	0	0	0	0	1	1	0	0
20	Giovanni Pettinelli	28	0	0	2	1	2	2	0	0
21	Renato Giammarioli	8	0	0	1	0	0	0	0	0
22	Alessandro Fusco	19	0	0	3	0	0	0	0	0
23	Paolo Garbisi	36	0	0	0	0	0	0	0	0

TEAM ANALYSIS
2024 INTERNATIONALS

TEAM ANALYSIS - MATCH AVERAGES

2024 INTERNATIONALS

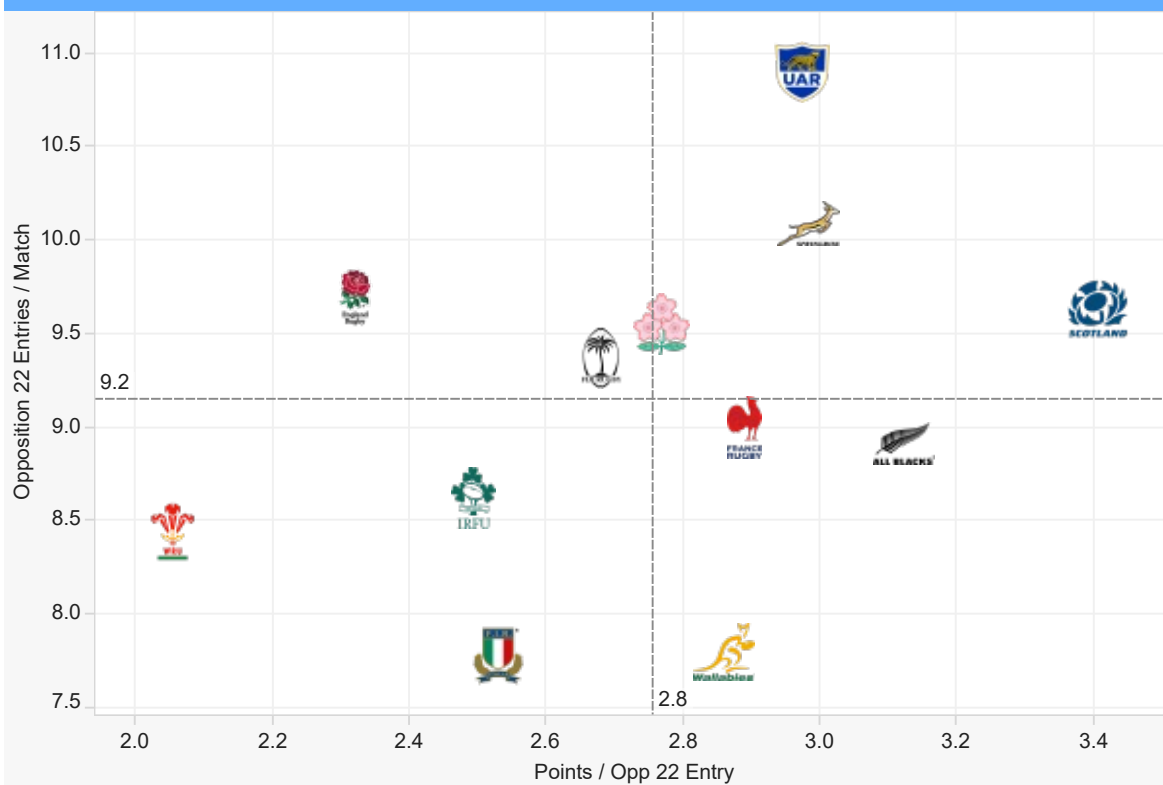
		
23.7	Points	30.3
2.7	Tries	4.1
74.5%	Goal Kicking %	68.9%
99.0	Carries	109.1
634.0	Carry Metres	684.7
7.8	Opposition 22 Entries	10.6
2.5	Points / Opp 22 Entry	2.7
5.7	Line Breaks	4.1
19.7	Defenders Beaten	24.3
5.8	Offloads	5.8
133.4	Passes	134.8
27.0	Kicks From Hand	22.3
203.3	Tackles	125.6
29.2	Missed Tackles	12.6
85.6%	Tackle %	90.0%
14.9	Dominant Tackles	11.8
9.4	Pens Conceded	9.8
0.7	Yellow Cards	1.1
0	Red Cards (Total)	0
4.8	Turnovers Won	3.6
12.6	Turnovers Conceded	11.8
81.3%	Lineout Success %	86.6%
87.5%	Scrum Success %	86.5%
96.8%	Ruck Success %	97.1%

All stats are on a per match basis (unless stated otherwise)

TEAM ANALYSIS - 22 ENTRIES

2024 INTERNATIONALS

22 ENTRIES FOR



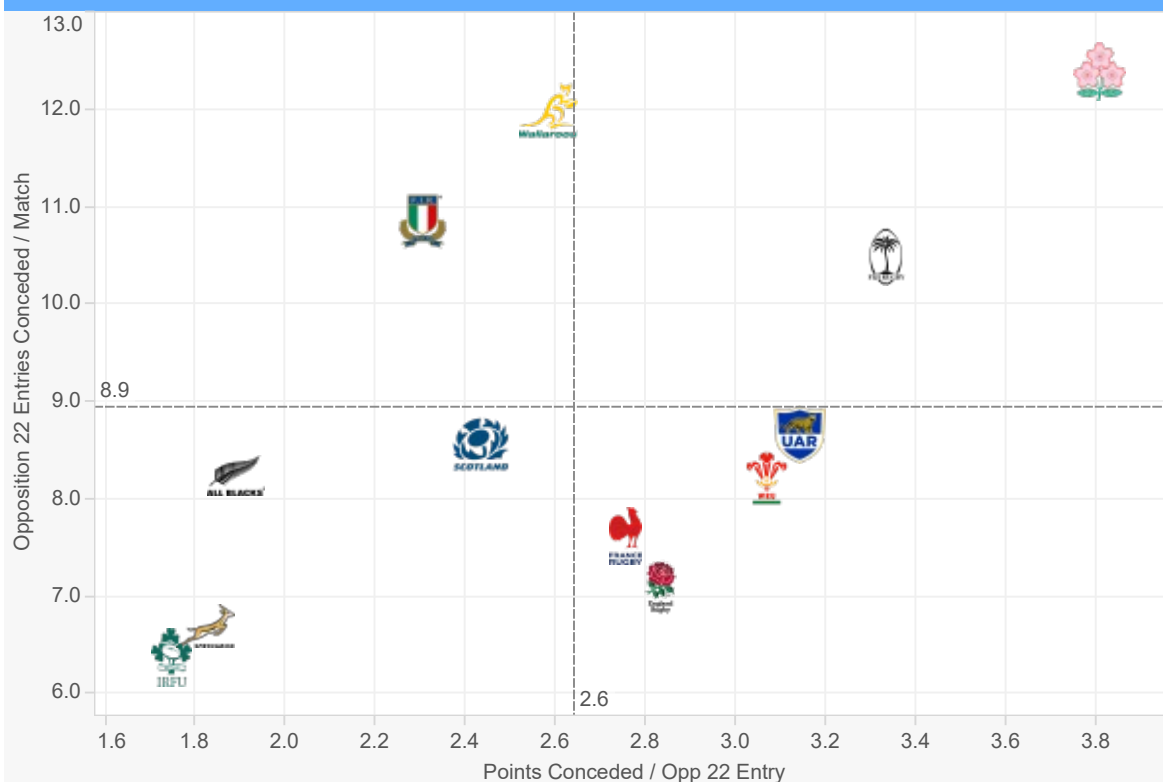
22 Entries / Match

Argentina	10.9
South Africa	10.1
England	9.7
Scotland	9.6
Japan	9.6
Fiji	9.4
France	9.0
New Zealand	8.9
Ireland	8.6
Wales	8.4
Australia	7.8
Italy	7.8

Points / Entry

Scotland	3.4
New Zealand	3.1
South Africa	3.0
Argentina	3.0
France	2.9
Australia	2.9
Japan	2.8
Fiji	2.7
Italy	2.5
Ireland	2.5
England	2.3
Wales	2.1

22 ENTRIES AGAINST



22 Entries Con. / Match

Japan	12.4
Australia	12.0
Italy	10.9
Fiji	10.5
Argentina	8.7
Scotland	8.6
New Zealand	8.3
Wales	8.2
France	7.6
England	7.1
South Africa	6.7
Ireland	6.4

Points Con / Entry

Japan	12.4
Fiji	10.5
Argentina	8.7
Wales	8.2
England	7.1
France	7.6
Australia	12.0
Scotland	8.6
Italy	10.9
New Zealand	8.3
South Africa	6.7
Ireland	6.4

TEAM ANALYSIS - POINTS & TRIES

2024 INTERNATIONALS

POINTS PER PERIOD

	SCORED					CONCEDED				
	Total	1'-20'	21'-HT	HT-60'	61'-80'	Total	1'-20'	21'-HT	HT-60'	61'-80'
Argentina	338	60	99	63	116	259	72	82	61	44
Australia	250	68	77	38	67	287	72	72	49	94
England	261	69	61	82	49	239	54	75	38	72
Fiji	222	45	54	68	55	133	48	24	21	40
France	276	68	72	67	69	173	37	40	43	53
Ireland	202	47	55	30	70	84	39	13	13	19
Italy	199	66	41	39	53	251	60	74	53	64
Japan	240	71	57	45	67	229	58	60	54	57
New Zealand	373	110	128	72	63	109	32	22	36	19
Scotland	385	97	111	70	107	164	35	40	37	52
South Africa	362	86	83	65	128	167	46	63	27	31
Wales	140	23	38	29	50	262	61	65	48	88
Total	3,248	810	876	668	894	2,667	691	694	551	731

TRIES PER PERIOD

	SCORED					CONCEDED				
	Total	1'-20'	21'-HT	HT-60'	61'-80'	Total	1'-20'	21'-HT	HT-60'	61'-80'
Argentina	45	7	14	8	16	31	9	10	6	6
Australia	29	7	8	5	9	37	9	9	6	13
England	31	8	6	11	6	26	6	7	5	8
Fiji	30	7	7	8	8	19	7	3	3	6
France	31	8	7	8	8	22	4	4	6	8
Ireland	24	4	6	4	10	11	6	1	1	3
Italy	22	8	3	5	6	36	8	12	7	9
Japan	32	9	7	6	10	25	7	5	5	8
New Zealand	47	15	17	8	7	15	5	2	5	3
Scotland	50	13	13	9	15	20	4	5	5	6
South Africa	44	12	10	5	17	15	4	6	2	3
Wales	18	2	5	4	7	29	5	8	6	10
Total	403	100	103	81	119	320	82	78	65	95

TRY ORIGIN

	SCORED									CONCEDED								
	Total	Counter Attack	Free Kick	Lineout	Penalty	Scrum	Start Half	Tap Penalty	Turnover	Total	Counter Attack	Free Kick	Lineout	Penalty	Scrum	Start Half	Tap Penalty	Turnover
Argentina	55	9	0	16	0	6	1	3	20	37	5	0	16	0	4	0	2	10
Australia	33	4	2	15	1	4	0	2	5	46	8	0	17	0	5	0	2	14
England	36	5	0	18	0	3	1	2	7	33	6	2	12	0	3	0	1	9
Fiji	32	2	1	10	0	9	0	2	8	21	1	1	11	1	4	0	0	3
France	40	9	1	9	0	8	0	2	11	24	1	0	16	0	4	1	0	2
Ireland	23	0	0	16	0	2	1	1	3	11	0	0	6	0	2	0	1	2
Italy	25	2	0	9	0	4	0	1	9	13	2	0	4	1	1	0	1	4
Japan	39	6	0	14	0	3	0	4	12	32	8	0	12	0	3	0	1	8
New Zealand	56	9	2	22	0	6	0	2	15	43	7	0	16	0	5	0	3	12
Scotland	58	8	0	27	1	5	0	2	15	29	4	0	14	0	4	0	1	6
South Africa	50	4	0	20	1	8	0	2	15	16	0	1	5	0	4	0	2	4
Wales	24	2	0	15	0	1	0	3	3	21	1	0	6	0	4	1	5	4
Total	471	60	6	191	3	59	3	26	123	375	47	5	155	3	50	3	21	91

Max & Min values are highlighted per time-frame/phase/section

PLAYER RANKINGS
2024 INTERNATIONALS

PLAYER RANKINGS - POINTS

2024 INTERNATIONALS

POINTS

		Games	Points	Minutes	Pens	Conv	Drop Goals	Tries	
1	D. McKenzie	New Zealand	12	131	809	22	30	0	1
2	T. Alborno	Argentina	10	83	531	6	25	0	3
3	J. Crowley	Ireland	8	79	596	14	16	0	1
4	S. Lee	Japan	7	76	461	8	21	0	2
5	T. Ramos	France	6	75	480	13	18	0	0
6	F. Russell	Scotland	6	70	480	16	11	0	0
7	H. Pollard	South Africa	9	69	414	15	12	0	0
7	N. Lolesio	Australia	9	69	582	15	12	0	0
9	C. Muntz	Fiji	7	67	499	10	16	0	1
10	M. Smith	England	7	64	428	9	12	1	2

GOAL KICKING (MADE)

		Games	Minutes	Goals	Misses	Pens	Pens Missed	Conv	Conv Missed	Goal Kicking ..	
1	D. McKenzie	New Zealand	12	809	52	16	22	6	30	10	76.5%
2	T. Ramos	France	6	480	31	5	13	2	18	3	86.1%
2	T. Alborno	Argentina	10	531	31	11	6	2	25	9	73.8%
4	J. Crowley	Ireland	8	596	30	10	14	3	16	7	75.0%
5	S. Lee	Japan	7	461	29	1	8	1	21	0	96.7%
6	H. Pollard	South Africa	9	414	27	6	15	3	12	3	81.8%
6	F. Russell	Scotland	6	480	27	1	16	0	11	1	96.4%
6	N. Lolesio	Australia	9	582	27	7	15	3	12	4	79.4%
9	C. Muntz	Fiji	7	499	26	7	10	0	16	7	78.8%
10	P. Garbisi	Italy	9	693	23	8	10	4	13	4	74.2%

GOAL KICKING (%)*

		Games	Kicks	Made	Available Points	Points Scored	Expected Points	Pts Gained	Goal Kicking %	
1	Leo Berdeu	France	1	7	7	19	19	14.1	4.9	100.0%
2	Seungsin Lee	Japan	6	30	29	69	66	60.9	5.1	96.7%
3	Finn Russell	Scotland	6	28	27	72	70	61.3	8.7	96.4%
4	Ben Donaldson	Australia	5	14	13	32	30	26.2	3.8	92.9%
5	Santiago Carreras	Argentina	6	20	18	49	45	41.9	3.1	90.0%
6	Thomas Ramos	France	6	36	31	87	75	68.0	7.0	86.1%
7	Martin Page-Relo	Italy	5	7	6	21	18	5.1	12.9	85.7%
7	Ioan Lloyd	Wales	3	7	6	14	12	10.4	1.6	85.7%
7	Ben Thomas	Wales	2	7	6	18	15	12.9	2.1	85.7%
7	Beauden Barrett	New Zealand	2	7	6	14	12	10.2	1.8	85.7%

*Minimum 5 Kicks at Goal



ITALY



GEORGIA

PLAYER RANKINGS - TRIES

2024 INTERNATIONALS

TRIES

		Games	Minutes Played	Tries	Tries / 80	
1	D. van der Merwe	Scotland	9	718	8	0.9
2	C. Clarke	New Zealand	7	501	7	1.1
3	M. Mapimpi	South Africa	5	390	6	1.2
3	D. Riley	Japan	8	640	6	0.8
3	M. Tele'a	New Zealand	9	566	6	0.8
3	W. Jordan	New Zealand	8	556	6	0.9
7	D. Sheehan	Ireland	6	330	5	1.2
7	M. Carreras	Argentina	9	690	5	0.6
7	I. Feyi-Waboso	England	9	426	5	0.9
10	M. Ioane	Italy	8	635	4	0.5
10	J. Lowe	Ireland	8	640	4	0.5
10	M. Marx	South Africa	10	398	4	0.8
10	A. Savea	New Zealand	11	855	4	0.4
10	J. Mallia	Argentina	7	524	4	0.6

TRY ASSISTS

		Games	Minutes Played	Try Assists	Try Assists / 80	
1	B. Barrett	New Zealand	9	537	7	1.0
1	M. Smith	England	7	428	7	1.3
3	D. McKenzie	New Zealand	12	809	5	0.5
3	H. Jones	Scotland	9	705	5	0.6
3	S. Lee	Japan	7	461	5	0.9
6	J. Gibson-Park	Ireland	6	373	4	0.9
6	A. Hastings	Scotland	4	194	4	1.6
6	A. Mitchell	England	7	451	4	0.7
6	T. Alborno	Argentina	10	531	4	0.6
6	F. Lomani	Fiji	8	492	4	0.7
6	S. Chocobares	Argentina	8	546	4	0.6
6	S. Fujiwara	Japan	8	412	4	0.8
6	P. Garbisi	Italy	9	693	4	0.5
6	J. Dobie	Scotland	6	243	4	1.3

TRY INVOLVEMENTS

		Games	Minutes Played	Try Involvements	% of Team Total	
1	D. Riley	Japan	8	640	9	16.1%
1	M. Smith	England	7	428	9	16.4%
3	B. Barrett	New Zealand	9	537	8	9.4%
3	D. van der Merwe	Scotland	9	718	8	9.4%
3	H. Jones	Scotland	9	705	8	9.4%
3	M. Mapimpi	South Africa	5	390	8	11.4%
3	M. Tele'a	New Zealand	9	566	8	9.4%
3	W. Jordan	New Zealand	8	556	8	9.4%
9	C. Clarke	New Zealand	7	501	7	8.2%
9	T. Alborno	Argentina	10	531	7	9.1%
9	J. Dobie	Scotland	6	243	7	10.9%
9	S. Lee	Japan	7	461	7	12.5%
9	K. Salawa	Fiji	8	541	7	14.0%



PLAYER RANKINGS - CARRIES

2024 INTERNATIONALS

CARRIES

		Games	Total	
1	B. Earl	England	10	160
2	A. Savea	New Zealand	11	140
3	H. Wilson	Australia	8	103
4	R. Valetini	Australia	10	101
5	D. McKenzie	New Zealand	12	100
6	W. Sittiti	New Zealand	8	96
7	J. Barrett	New Zealand	10	95
8	C. Doris	Ireland	8	94
9	A. Wainwright	Wales	8	93
10	P. du Toit	South Africa	9	90

		Minutes	Per 80*	
1	J. Wiese	South Africa	254	18.3
2	B. Earl	England	800	16.0
3	W. Sittiti	New Zealand	499	15.4
4	D. Lake	Wales	251	15.0
5	S. Negri	Italy	245	14.0
6	E. Louw	South Africa	310	13.9
7	H. Wilson	Australia	625	13.2
8	A. Savea	New Zealand	855	13.1
9	J. Dempsey	Scotland	469	13.0
10	T. Ikanivere	Fiji	512	12.5

METRES

		Games	Total	
1	D. Riley	Japan	8	901
2	B. Earl	England	10	856
3	A. Savea	New Zealand	11	786
4	W. Jordan	New Zealand	8	782
5	D. van der Merwe	Scotland	9	777
6	M. Tuitama	Japan	6	766
7	T. Wright	Australia	9	755
8	M. Carreras	Argentina	9	739
9	J. Barrett	New Zealand	10	723
10	M. loane	Italy	8	723

		Minutes	Per 80*	
1	M. Tuitama	Japan	440	139.3
2	I. Masi	Fiji	270	120.9
3	C. Clarke	New Zealand	501	115.2
4	J. Wiese	South Africa	254	113.7
5	Y. Yazaki	Japan	374	113.5
6	D. Riley	Japan	640	112.7
7	K. Rowe	Scotland	427	112.5
8	W. Jordan	New Zealand	556	112.5
9	V. Karawalevu	Fiji	479	109.9
10	T. Albornoz	Argentina	531	107.0

DEFENDERS BEATEN

		Games	Total	
1	M. Tele'a	New Zealand	9	41
2	D. van der Merwe	Scotland	9	38
3	D. McKenzie	New Zealand	12	37
3	B. Earl	England	10	37
5	D. Riley	Japan	8	33
6	M. loane	Italy	8	31
7	H. Jones	Scotland	9	30
7	A. Savea	New Zealand	11	30
7	T. Wright	Australia	9	30
10	C. Kolbe	South Africa	7	29
10	M. Carreras	Argentina	9	29

		Minutes	Per 80*	
1	M. Tele'a	New Zealand	566	5.8
2	D. Penaud	France	400	5.4
3	M. Tuitama	Japan	440	4.5
4	K. Rowe	Scotland	427	4.5
5	S. Feinberg-Mngomezzi	South Africa	384	4.4
6	C. Clarke	New Zealand	501	4.3
7	M. Smith	England	428	4.3
8	D. van der Merwe	Scotland	718	4.2
9	B. Delguy	Argentina	344	4.2
10	C. Kolbe	South Africa	560	4.1

*Minimum 240 minutes played



PLAYER RANKINGS - PASSING

2024 INTERNATIONALS

PASSES

		Games	Total	
1	S. Fujiwara	Japan	8	513
2	F. Lomani	Fiji	8	468
3	J. Gordon	Australia	7	450
4	G. Bertranou	Argentina	9	419
5	T. Williams	Wales	6	391
6	J. Gibson-Park	Ireland	6	385
7	C. Ratima	New Zealand	10	373
8	T. Perenara	New Zealand	8	360
9	A. Mitchell	England	7	336
10	M. Page-Relo	Italy	8	280

		Minutes	Per 80*	
1	S. Fujiwara	Japan	412	99.6
2	J. Gordon	Australia	419	85.9
3	T. Williams	Wales	376	83.2
4	J. Gibson-Park	Ireland	373	82.6
5	C. Ratima	New Zealand	366	81.5
6	T. Perenara	New Zealand	358	80.4
7	F. Lomani	Fiji	492	76.1
8	G. Bertranou	Argentina	481	69.7
9	M. Page-Relo	Italy	365	61.4
10	B. White	Scotland	343	60.9

PASSING ACCURACY**

		Total	%	
1	C. Roigard	New Zealand	114	100.0%
2	G. Williams	South Africa	189	99.5%
3	K. Hardy	Wales	110	99.1%
4	B. Serin	France	101	99.0%
5	J. Dobie	Scotland	154	98.7%
6	S. Varney	Italy	149	98.7%
7	N. White	Australia	135	98.5%
8	E. Bevan	Wales	125	98.4%
9	C. Ratima	New Zealand	373	98.1%
10	J. Gordon	Australia	450	98.0%

BREAK ASSIST PASSES

		Games	Total	
1	D. McKenzie	New Zealand	12	19
2	S. Tuipulotu	Scotland	7	7
2	S. McDowall	Scotland	6	7
4	A. Fassi	South Africa	6	6
4	P. Garbisi	Italy	9	6
6	G. Ford	England	7	5
6	S. Kolisi	South Africa	7	5
6	S. Cordero	Argentina	4	5
6	F. Russell	Scotland	6	5
6	R. Henshaw	Ireland	7	5
6	T. Wright	Australia	9	5
6	R. Valetini	Australia	10	5
6	T. Alborno	Argentina	10	5
6	S. Chocobares	Argentina	8	5
6	J. Oviedo	Argentina	9	5

OFFLOADS

		Games	Total	
1	D. McKenzie	New Zealand	12	14
1	S. Reece	New Zealand	8	14
3	W. Sititi	New Zealand	8	13
4	M. Ioane	Italy	8	12
4	J. Lowe	Ireland	8	12
4	M. Tele'a	New Zealand	9	12
7	H. Jones	Scotland	9	11
7	R. Snyman	South Africa	4	11
7	D. Penaud	France	5	11
10	J. Mallia	Argentina	7	10
10	W. Jordan	New Zealand	8	10
10	J. Oviedo	Argentina	9	10

		Minutes	Per 80*	
1	D. Penaud	France	400	2.2
2	S. Reece	New Zealand	536	2.1
3	W. Sititi	New Zealand	499	2.1
4	B. Dixon	South Africa	271	1.8
5	M. Tele'a	New Zealand	566	1.7
6	S. Waqa	Japan	286	1.7
7	M. Tuitama	Japan	440	1.6
8	L. Barre	France	363	1.5
9	J. Mallia	Argentina	524	1.5
10	M. Ioane	Italy	635	1.5

*Minimum 240 minutes played **Minimum 100 Passes

■ ITALY

■ GEORGIA

PLAYER RANKINGS - KICKS

2024 INTERNATIONALS

KICKS IN PLAY

		Games	Total	
1	D. McKenzie	New Zealand	12	105
2	F. Russell	Scotland	6	89
3	A. Mitchell	England	7	79
4	P. Garbisi	Italy	9	75
5	T. Alborno	Argentina	10	70
6	F. Lomani	Fiji	8	63
7	T. Williams	Wales	6	62
8	J. Crowley	Ireland	8	58
9	N. Lolesio	Australia	9	56
10	B. Barrett	New Zealand	9	55

		Minutes	Per 80*	
1	F. Russell	Scotland	480	14.8
2	A. Mitchell	England	451	14.0
3	T. Williams	Wales	376	13.2
4	B. White	Scotland	343	12.6
5	S. Varney	Italy	246	12.0
6	T. Alborno	Argentina	531	10.5
7	S. Feinberg-Mngomez	South Africa	384	10.4
8	D. McKenzie	New Zealand	809	10.4
9	F. Lomani	Fiji	492	10.2
10	G. Williams	South Africa	251	10.2

KICKING METRES

		Games	Total	
1	D. McKenzie	New Zealand	12	3,170
2	F. Russell	Scotland	6	3,080
3	T. Alborno	Argentina	10	2,576
4	P. Garbisi	Italy	9	2,319
5	J. Lowe	Ireland	8	2,179
6	A. Mitchell	England	7	2,163
7	S. Carreras	Argentina	9	1,956
8	S. Lee	Japan	7	1,889
9	F. Lomani	Fiji	8	1,759
10	T. Williams	Wales	6	1,703

		Minutes	Per 80*	
1	F. Russell	Scotland	480	513.3
2	T. Alborno	Argentina	531	388.1
3	A. Mitchell	England	451	383.6
4	T. Williams	Wales	376	362.3
5	S. Lee	Japan	461	327.8
6	B. White	Scotland	343	324.7
7	D. McKenzie	New Zealand	809	313.5
8	S. Carreras	Argentina	505	309.8
9	S. Feinberg-Mngomez	South Africa	384	309.4
10	S. Varney	Italy	246	288.6

METRES / KICKS IN PLAY**

		Games	Avg*	
1	Blair Kinghorn	Scotland	4	42.2
2	Hugo Keenan	Ireland	4	41.9
3	Leo Barre	France	5	40.4
4	James Lowe	Ireland	8	40.3
5	Cameron Winnett	Wales	8	39.3
6	Juan Cruz Mallia	Argentina	7	38.2
7	Santiago Carreras	Argentina	9	36.9
8	Tomas Alborno	Argentina	10	36.8
9	Jordie Barrett	New Zealand	10	36.1
10	Seungsin Lee	Japan	7	35.0

*Minimum 240 minutes played **Minimum 2 Kicks / 80min



ITALY



GEORGIA

PLAYER RANKINGS - LINEOUTS

2024 INTERNATIONALS

LINEOUTS WON (INC. STEALS)

		Games	Total
1	W. Dearn	Japan	9 49
2	F. Ruzza	Italy	9 46
3	M. Itoje	England	10 41
4	E. Etzebeth	South Africa	10 38
5	R. Nortje	South Africa	5 34
5	J. Gonzalez	Argentina	7 34
7	A. Beard	Wales	6 32
8	N. Frost	Australia	7 31
9	S. Cummings	Scotland	8 29
9	L. Salakaia-Loto	Australia	8 29
9	D. Jenkins	Wales	7 29

		Minutes	Per 80*
1	R. Nortje	South Africa	369 7.4
2	F. Ruzza	Italy	532 6.9
3	A. Beard	Wales	399 6.4
4	L. Salakaia-Loto	Australia	387 6.0
5	J. Gonzalez	Argentina	471 5.8
6	W. Dearn	Japan	695 5.6
7	N. Frost	Australia	476 5.2
8	F. Molina	Argentina	421 5.1
9	O. Chessum	England	331 5.1
10	E. Etzebeth	South Africa	623 4.9

LINEOUT STEALS

		Games	Total
1	W. Dearn	Japan	9 8
2	M. Derenalagi	Fiji	7 6
3	L. Salakaia-Loto	Australia	8 5
3	T. Vaa'i	New Zealand	11 5
5	M. Itoje	England	10 4
5	E. Etzebeth	South Africa	10 4
5	P. du Toit	South Africa	9 4
5	S. Cummings	Scotland	8 4
5	N. Frost	Australia	7 4
5	J. Moro	Argentina	1 4

		Minutes	Per 80*
1	L. Salakaia-Loto	Australia	387 1.0
2	M. Derenalagi	Fiji	475 1.0
3	W. Dearn	Japan	695 0.9
4	P. Tuipulotu	New Zealand	276 0.9
5	O. Chessum	England	331 0.7
6	E. Ashman	Scotland	334 0.7
7	N. Frost	Australia	476 0.7
8	J. Ryan	Ireland	252 0.6
9	T. Vaa'i	New Zealand	642 0.6
10	S. Cummings	Scotland	542 0.6

LINEOUT THROWS WON

		Games	Total
1	J. George	England	10 94
2	C. Taylor	New Zealand	9 81
3	M. Harada	Japan	9 71
4	J. Montoya	Argentina	8 67
5	T. Ikanivere	Fiji	8 66
6	B. Mbonambi	South Africa	8 61
7	M. Faessler	Australia	8 58
8	G. Nicotera	Italy	8 57
9	M. Marx	South Africa	10 55
9	A. Aumua	New Zealand	12 55

LINEOUT SUCCESS RATE**

		Games	Total*
1	E. Dee	Wales	5 96.2%
2	I. Ruiz	Argentina	9 92.5%
3	J. George	England	10 91.3%
4	M. Harada	Japan	9 89.9%
5	D. Lake	Wales	4 89.8%
6	B. Mbonambi	South Africa	8 89.7%
7	P. Mauvaka	France	6 89.1%
8	D. Sheehan	Ireland	6 88.7%
9	J. Montoya	Argentina	8 88.2%
10	M. Faessler	Australia	8 87.9%

*Minimum 240 minutes played **Minimum 2 lineout throws / 80



ITALY



GEORGIA

PLAYER RANKINGS - TACKLES & TURNOVERS

2024 INTERNATIONALS

SUCCESSFUL TACKLES

			Games	Total
1	M. Lamaro	Italy	9	155
2	B. Earl	England	10	136
3	R. Darge	Scotland	9	132
4	T. Reffell	Wales	8	123
5	M. Itoje	England	10	120
6	A. Savea	New Zealand	11	117
7	N. Cannone	Italy	9	115
7	D. Jenkins	Wales	7	115
9	H. Wilson	Australia	8	109
10	S. Barrett	New Zealand	9	107

			Minutes	Per 80*
1	G. Lucchesi	Italy	352	19.3
2	C. Tizzano	Australia	307	19.3
3	R. Vintcent	Italy	364	18.2
4	C. Cunningham-South	England	386	18.2
5	J. Ryan	Ireland	252	18.1
6	M. Lamaro	Italy	687	18.0
7	L. Cannone	Italy	365	18.0
8	M. Zuliani	Italy	249	17.7
9	R. Darge	Scotland	600	17.6
10	D. Jenkins	Wales	530	17.4

DOMINANT TACKLES

			Games	Total
1	R. Darge	Scotland	9	17
1	T. Menoncello	Italy	9	17
3	P. Schoeman	Scotland	10	15
4	M. Lamaro	Italy	9	13
5	N. Cannone	Italy	9	12
5	T. Freeman	England	10	12
7	M. Kremer	Argentina	8	11
7	W. Dearn	Japan	9	11
9	M. Itoje	England	10	10
9	S. Cummings	Scotland	8	10

TACKLE SUCCESS RATE**

			Minutes	%*
1	G. Gilchrist	Scotland	451	100.0%
2	E. Dee	Wales	298	97.9%
3	S. Negri	Italy	245	94.4%
4	E. Bello	Argentina	256	93.8%
5	J. Dempsey	Scotland	469	93.5%
6	M. Leitch	Japan	240	92.9%
7	L. Cannone	Italy	365	92.1%
8	P. Schoeman	Scotland	517	92.0%
9	Z. Fagerson	Scotland	466	91.9%
10	R. Darge	Scotland	600	91.7%

TURNOVERS WON

			Games	Total
1	W. Dearn	Japan	9	12
2	M. Derenalagi	Fiji	7	10
2	T. Vaa'i	New Zealand	11	10
4	M. Itoje	England	10	9
4	T. Reffell	Wales	8	9
6	S. Barrett	New Zealand	9	7
6	A. Savea	New Zealand	11	7
6	T. Beirne	Ireland	7	7
6	G. Lucchesi	Italy	9	7
10	P. Tuipulotu	New Zealand	6	6
10	P. du Toit	South Africa	9	6
10	S. Underhill	England	8	6
10	F. McReight	Australia	6	6
10	N. Frost	Australia	7	6

			Minutes	Per 80*
1	P. Tuipulotu	New Zealand	276	1.7
2	M. Derenalagi	Fiji	475	1.7
3	G. Lucchesi	Italy	352	1.6
4	W. Dearn	Japan	695	1.4
5	M. Zuliani	Italy	249	1.3
6	T. Reffell	Wales	571	1.3
7	T. Vaa'i	New Zealand	642	1.2
8	C. Ratima	New Zealand	366	1.1
9	E. Blackadder	New Zealand	309	1.0
10	L. Salakaia-Loto	Australia	387	1.0

*Minimum 240 minutes played **Minimum 5 tackles / 80

 **ITALY**

 **GEORGIA**

PLAYER RANKINGS - DISCIPLINE

2024 INTERNATIONALS

PENS CONCEDED

		Games	Total
1	J. Slipper	Australia	7
1	S. Cane	New Zealand	7
1	D. van der Merwe	Scotland	7
1	K. Smith	South Africa	7
1	T. Tupou	Australia	7
1	J. Barrett	New Zealand	7
1	H. Wilson	Australia	7
1	S. Tawake	Fiji	7
1	J. Gonzalez	Argentina	7
1	H. Hetet	Fiji	7
1	G. Brown	Scotland	7
1	S. Takeuchi	Japan	7
1	R. Vintcent	Italy	7
1	W. Sittiti	New Zealand	7

		Minutes	Per 80*
1	J. Sclavi	Argentina	321
2	H. Hetet	Fiji	261
3	G. Lucchesi	Italy	352
4	A. Porter	Ireland	513
5	J. Ryan	Ireland	252
6	T. Tupou	Australia	300
7	Z. Fagerson	Scotland	466
8	S. Waqa	Japan	286
9	I. Ruiz	Argentina	291
10	M. Zuliani	Italy	249

CARDS

		Games	Yellows
1	K. Arendse	South Africa	3
2	A. Kellaway	Australia	10
2	P. O'Mahony	Ireland	2
2	A. Lienert-Brown	New Zealand	12
2	C. Clarke	New Zealand	7
2	A. Fassi	South Africa	6
2	E. Ashman	Scotland	9
8	E. Daly	England	5
8	U. Atonio	France	5
8	W. Le Roux	South Africa	5
8	O. Tu'ungafasi	New Zealand	9
8	J. Wiese	South Africa	5
8	D. van der Merwe	Scotland	9
8	M. Marx	South Africa	10
8	J. Kriel	South Africa	9

		Games	Reds
1	P. Matera	Argentina	9
1	J. Danty	France	3
1	A. Esterhuizen	South Africa	3
1	P. Willemse	France	1
1	C. Ewels	England	1
1	A. Cocagi	Fiji	1
1	S. Cummings	Scotland	8
1	F. Daugunu	Australia	4
1	S. Radradra	Fiji	2
1	K. Shimokawa	Japan	7

*Minimum 240 minutes played



ITALY



GEORGIA