

Insights by **Sage**



PREVIEW REPORT

ITALY - ARGENTINA

2024 AUTUMN NATIONS SERIES

ROUND 1

09/11/2024





ITALY vs ARGENTINA

2024 AUTUMN NATIONS SERIES



OPTA FACTS

- Argentina have won each of their last eight men's Test matches against Italy, including their most recent by a margin of 21 points, their biggest win against the Azzurri since a 30-point victory in November 2002 (36-6).
- Italy will be playing a Test match at Stadio Friuli for just the second time, after facing South Africa at the venue in Udine back in 2009; Italy lost 32-10 with Bryan Habana, Jacque Fourie, Fourie Du Preez and Wynand Olivier crossing for the Springboks tries that day.
- Italy's last two victories against the Pumas both came away from home, with the Azzurri not beating Argentina on Italian soil so far this century – Italy won their first two home games against the Pumas, in 1978 and 1998, but have lost each of their nine such fixtures since then.
- Italy have won three of their last four home games (L1), as many as they'd won in their previous 17 such fixtures; overall, Italy have lost just one of their last six Test matches (W4 D1) with their last two victories both coming by 20+ points.
- Argentina finished third in The Rugby Championship this year, avoiding finishing last for the second year in a row, after managing that just twice overall in their previous 11 campaigns (2015, 2020); the Pumas recorded a victory against Australia, New Zealand and South Africa, the first time they'd beaten all three in a single campaign.
- Argentina have gained an average of 515 metres per game in 2024, the highest such rate of any men's Tier 1 side this year, while Italy have conceded the most metres per match of any team this year (483).
- Italy (15.6) and Argentina (14.3) have made the most dominant tackles per game of any men's Tier 1 Test sides in 2024, with Italy also completing the most tackles per match of any team this year (178).
- Italy have won more turnovers per game than any other men's Tier 1 side in 2024 (6.9), while only Japan (15.6) have conceded more turnovers per game than Argentina (15.4) among such teams this year.
- Italy captain Michele Lamaro made 103 tackles during the 2024 Guinness Men's Six Nations, at least 24 more than any other player and the most by any player in an edition of the Championship, surpassing Jonny Gray's tally of 100 in 2018 – Lamaro made 22 tackles in his most recent Test for Italy, against Japan in July.
- Argentina's Juan Cruz Mallia made nine offloads in The Rugby Championship this year, more than any other player, while teammate Mateo Carreras ranked second for both metres gained (316) and defenders beaten (17, alongside three others) and made the most turnover-winning tackles of any back in the competition (3).

LAST MATCH DETAILS

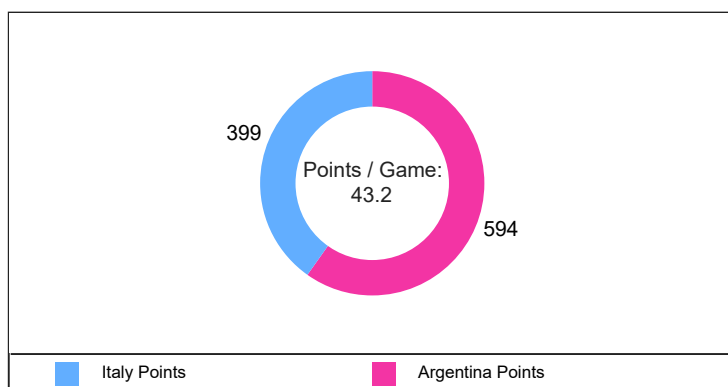
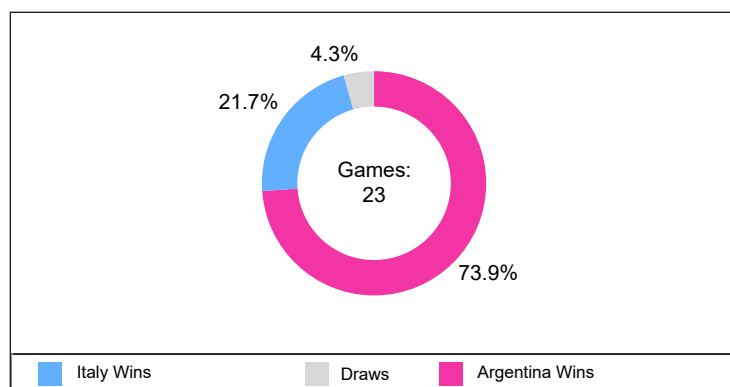
| ITALY | | International v Japan (21/07/2024) 14-42 (W) | | | | | | |
|-------------------|--------------------|--|-----------|----------|--------------|-----------|------------|----------|
| # | Player | Minutes | Points | Tries | Ball Carries | Kicks | Tackles | Cards |
| 15 | Ange Capuozzo | 80 | 5 | 1 | 9 | 4 | 6 | 0 |
| 14 | Louis Lynagh | 45 | 0 | 0 | 5 | 1 | 6 | 0 |
| 13 | Juan Ignacio Brex | 80 | 0 | 0 | 4 | 0 | 11 | 0 |
| 12 | Tommaso Menoncello | 77 | 0 | 0 | 4 | 0 | 16 | 0 |
| 11 | Jacopo Trulla | 55 | 0 | 0 | 6 | 0 | 4 | 1 |
| 10 | Paolo Garbisi | 67 | 6 | 0 | 6 | 12 | 14 | 0 |
| 9 | Martin Page-Relo | 64 | 14 | 1 | 5 | 12 | 3 | 0 |
| 1 | Danilo Fischetti | 48 | 0 | 0 | 3 | 0 | 10 | 0 |
| 2 | Giacomo Nicotera | 49 | 0 | 0 | 6 | 0 | 12 | 0 |
| 3 | Marco Riccioni | 48 | 0 | 0 | 5 | 0 | 13 | 0 |
| 4 | Niccolo Cannone | 80 | 0 | 0 | 7 | 0 | 27 | 0 |
| 5 | Andrea Zambonin | 80 | 5 | 1 | 2 | 0 | 24 | 0 |
| 6 | Ross Vintcent | 71 | 5 | 1 | 3 | 2 | 23 | 1 |
| 7 | Michele Lamaro | 61 | 0 | 0 | 13 | 1 | 27 | 0 |
| 8 | Lorenzo Cannone | 67 | 0 | 0 | 6 | 0 | 25 | 0 |
| 16 | Gianmarco Lucchesi | 27 | 0 | 0 | 1 | 0 | 16 | 1 |
| 17 | Mirco Spagnolo | 32 | 0 | 0 | 2 | 0 | 13 | 0 |
| 18 | Simone Ferrari | 32 | 0 | 0 | 0 | 0 | 11 | 0 |
| 19 | Federico Ruzza | 13 | 0 | 0 | 0 | 0 | 1 | 0 |
| 20 | Manuel Zuliani | 19 | 0 | 0 | 2 | 0 | 10 | 0 |
| 21 | Alessandro Garbisi | 20 | 5 | 1 | 1 | 4 | 2 | 0 |
| 22 | Leonardo Marin | 13 | 2 | 0 | 2 | 3 | 2 | 0 |
| 23 | Marco Zanon | 35 | 0 | 0 | 3 | 0 | 8 | 0 |
| Team Total | | - | 42 | 5 | 95 | 39 | 284 | 3 |

| ARGENTINA | | The Rugby Championship v South Africa (28/09/2024) 48-7 (L) | | | | | | |
|-------------------|----------------------|---|----------|----------|--------------|-----------|------------|----------|
| # | Player | Minutes | Points | Tries | Ball Carries | Kicks | Tackles | Cards |
| 15 | Santiago Carreras | 69 | 0 | 0 | 3 | 5 | 5 | 1 |
| 14 | Rodrigo Isgro | 36 | 0 | 0 | 4 | 1 | 10 | 0 |
| 13 | Matias Moroni | 80 | 0 | 0 | 4 | 0 | 17 | 0 |
| 12 | Santiago Chocobares | 25 | 0 | 0 | 1 | 0 | 5 | 0 |
| 11 | Mateo Carreras | 70 | 0 | 0 | 6 | 0 | 13 | 1 |
| 10 | Tomas Albornoz | 80 | 7 | 1 | 8 | 7 | 12 | 0 |
| 9 | Gonzalo Garcia | 68 | 0 | 0 | 6 | 2 | 12 | 0 |
| 1 | Thomas Gallo | 56 | 0 | 0 | 3 | 0 | 9 | 0 |
| 2 | Julian Montoya | 56 | 0 | 0 | 2 | 0 | 14 | 0 |
| 3 | Joel Sclavi | 49 | 0 | 0 | 1 | 0 | 11 | 0 |
| 4 | Pedro Rubiolo | 80 | 0 | 0 | 6 | 0 | 16 | 0 |
| 5 | Tomas Lavanini | 49 | 0 | 0 | 0 | 0 | 14 | 0 |
| 6 | Juan Martin Gonzalez | 76 | 0 | 0 | 7 | 0 | 15 | 0 |
| 7 | Santiago Grondona | 46 | 0 | 0 | 3 | 0 | 17 | 0 |
| 8 | Joaquin Oviedo | 80 | 0 | 0 | 8 | 0 | 16 | 0 |
| 16 | Ignacio Ruiz | 24 | 0 | 0 | 6 | 0 | 3 | 0 |
| 17 | Ignacio Calles | 24 | 0 | 0 | 1 | 0 | 4 | 0 |
| 18 | Pedro Delgado | 31 | 0 | 0 | 2 | 0 | 3 | 0 |
| 19 | Franco Molina | 31 | 0 | 0 | 2 | 0 | 8 | 0 |
| 20 | Pablo Matera | 16 | 0 | 0 | 2 | 0 | 2 | 1 |
| 21 | Lautaro Bazan Velez | 12 | 0 | 0 | 3 | 0 | 1 | 0 |
| 22 | Lucio Cinti | 55 | 0 | 0 | 6 | 1 | 11 | 0 |
| 23 | Juan Cruz Mallia | 44 | 0 | 0 | 2 | 0 | 7 | 0 |
| Team Total | | - | 7 | 1 | 86 | 16 | 225 | 3 |

HEAD TO HEAD

All Time

| | Games | Italy Wins | Draws | Argentina Wins |
|--------------------|-------|------------|-------|----------------|
| Overall: | 23 | 5 | 1 | 17 |
| Italy at Home: | 11 | 2 | 0 | 9 |
| Argentina at Home: | 9 | 2 | 0 | 7 |
| Neutral Venue: | 3 | 1 | 1 | 1 |



LAST 10 MEETINGS

| Year | Date | Team | Score | Opposition | Venue | Winner |
|------|------------|-----------|-------|------------|---------------------------|-----------|
| 2021 | 13/11/2021 | Italy | 16-37 | Argentina | Stadio Comunale di Monigo | Argentina |
| 2017 | 18/11/2017 | Italy | 15-31 | Argentina | Firenze | Argentina |
| 2016 | 11/06/2016 | Argentina | 30-24 | Italy | Santa Fe (ARG) | Argentina |
| 2014 | 14/11/2014 | Italy | 18-20 | Argentina | Genoa | Argentina |
| 2013 | 23/11/2013 | Italy | 14-19 | Argentina | Rome | Argentina |
| 2012 | 09/06/2012 | Argentina | 37-22 | Italy | San Juan | Argentina |
| 2010 | 13/11/2010 | Italy | 16-22 | Argentina | Verona | Argentina |
| 2008 | 15/11/2008 | Italy | 14-22 | Argentina | Torino | Argentina |
| 2008 | 28/06/2008 | Argentina | 12-13 | Italy | Cordoba (ARG) | Italy |
| 2007 | 09/06/2007 | Argentina | 24-6 | Italy | Mendoza | Argentina |

RESULTS

Since 2023

| ITALY | | | | | | | | |
|----------------|-------------|---------------|-----|--------|-------------|-------------|------------|------------|
| Date | Opponent | Comp | H/A | Result | F | A | TF | TA |
| 05/02/2023 | France | Six Nations | H | L | 24 | 29 | 2 | 4 |
| 12/02/2023 | England | Six Nations | A | L | 14 | 31 | 2 | 5 |
| 25/02/2023 | Ireland | Six Nations | H | L | 20 | 34 | 2 | 5 |
| 11/03/2023 | Wales | Six Nations | H | L | 17 | 29 | 2 | 4 |
| 18/03/2023 | Scotland | Six Nations | A | L | 14 | 26 | 1 | 4 |
| 29/07/2023 | Scotland | International | A | L | 13 | 25 | 1 | 3 |
| 05/08/2023 | Ireland | International | A | L | 17 | 33 | 2 | 5 |
| 19/08/2023 | Romania | International | H | W | 57 | 7 | 9 | 1 |
| 26/08/2023 | Japan | International | H | W | 42 | 21 | 5 | 3 |
| 09/09/2023 | Namibia | RWC | H | W | 52 | 8 | 7 | 1 |
| 20/09/2023 | Uruguay | RWC | H | W | 38 | 17 | 5 | 2 |
| 29/09/2023 | New Zealand | RWC | A | L | 17 | 96 | 2 | 14 |
| 06/10/2023 | France | RWC | A | L | 7 | 60 | 1 | 8 |
| 03/02/2024 | England | Six Nations | H | L | 24 | 27 | 3 | 2 |
| 11/02/2024 | Ireland | Six Nations | A | L | 0 | 36 | 0 | 6 |
| 25/02/2024 | France | Six Nations | A | D | 13 | 13 | 1 | 1 |
| 09/03/2024 | Scotland | Six Nations | H | W | 31 | 29 | 3 | 4 |
| 16/03/2024 | Wales | Six Nations | A | W | 24 | 21 | 2 | 3 |
| 05/07/2024 | Samoa | International | A | L | 25 | 33 | 3 | 4 |
| 12/07/2024 | Tonga | International | A | W | 36 | 14 | 5 | 2 |
| 21/07/2024 | Japan | International | A | W | 42 | 14 | 5 | 2 |
| Average | | | | | 27.0 | 22.8 | 3.3 | 3.0 |

| ARGENTINA | | | | | | | | |
|----------------|--------------|------------------------|-----|--------|-------------|-------------|------------|------------|
| Date | Opponent | Comp | H/A | Result | F | A | TF | TA |
| 08/07/2023 | New Zealand | The Rugby Championship | H | L | 12 | 41 | 2 | 7 |
| 15/07/2023 | Australia | The Rugby Championship | A | W | 34 | 31 | 4 | 4 |
| 29/07/2023 | South Africa | The Rugby Championship | A | L | 21 | 22 | 2 | 3 |
| 05/08/2023 | South Africa | International | H | L | 13 | 24 | 1 | 2 |
| 26/08/2023 | Spain | International | A | W | 62 | 3 | 9 | 0 |
| 09/09/2023 | England | RWC | A | L | 10 | 27 | 1 | 0 |
| 22/09/2023 | Samoa | RWC | H | W | 19 | 10 | 1 | 1 |
| 30/09/2023 | Chile | RWC | H | W | 59 | 5 | 8 | 1 |
| 08/10/2023 | Japan | RWC | A | W | 39 | 27 | 5 | 3 |
| 14/10/2023 | Wales | RWC | A | W | 29 | 17 | 2 | 2 |
| 20/10/2023 | New Zealand | RWC | H | L | 6 | 44 | 0 | 7 |
| 27/10/2023 | England | RWC | H | L | 23 | 26 | 2 | 2 |
| 06/07/2024 | France | International | H | L | 13 | 28 | 2 | 3 |
| 13/07/2024 | France | International | H | W | 33 | 25 | 5 | 3 |
| 20/07/2024 | Uruguay | International | A | W | 79 | 5 | 12 | 1 |
| 10/08/2024 | New Zealand | The Rugby Championship | A | W | 38 | 30 | 4 | 3 |
| 17/08/2024 | New Zealand | The Rugby Championship | A | L | 10 | 42 | 1 | 6 |
| 31/08/2024 | Australia | The Rugby Championship | H | L | 19 | 20 | 1 | 2 |
| 07/09/2024 | Australia | The Rugby Championship | H | W | 67 | 27 | 9 | 3 |
| 21/09/2024 | South Africa | The Rugby Championship | H | W | 29 | 28 | 4 | 3 |
| 28/09/2024 | South Africa | The Rugby Championship | A | L | 7 | 48 | 1 | 7 |
| Average | | | | | 33.6 | 25.5 | 4.5 | 3.0 |

FORM-ITALY

All Competitions

| ITALY | | | | | | |
|----------------|------------|----------|---------------|-------|------------|-------------|
| Record | Date | Opponent | Comp | Score | Days Since | Games Since |
| Last Win | 21/07/2024 | Japan | International | 42-14 | 107 | 0 |
| Last Loss | 05/07/2024 | Samoa | International | 25-33 | 123 | 2 |
| Last Home Win | 09/03/2024 | Scotland | Six Nations | 31-29 | 241 | 4 |
| Last Home Loss | 03/02/2024 | England | Six Nations | 24-27 | 276 | 7 |
| Last Away Win | 21/07/2024 | Japan | International | 42-14 | 107 | 0 |
| Last Away Loss | 05/07/2024 | Samoa | International | 25-33 | 123 | 2 |

| ARGENTINA | | | | | | |
|----------------|------------|--------------|------------------------|-------|------------|-------------|
| Record | Date | Opponent | Comp | Score | Days Since | Games Since |
| Last Win | 21/09/2024 | South Africa | The Rugby Championship | 29-28 | 45 | 1 |
| Last Loss | 28/09/2024 | South Africa | The Rugby Championship | 7-48 | 38 | 0 |
| Last Home Win | 21/09/2024 | South Africa | The Rugby Championship | 29-28 | 45 | 1 |
| Last Home Loss | 31/08/2024 | Australia | The Rugby Championship | 19-20 | 66 | 3 |
| Last Away Win | 10/08/2024 | New Zealand | The Rugby Championship | 38-30 | 87 | 5 |
| Last Away Loss | 28/09/2024 | South Africa | The Rugby Championship | 7-48 | 38 | 0 |

LAST MEETING - STATISTICS

Italy 16-37 Argentina (2021-11-13 - Autumn Nations Series)

| Italy | Argentina | |
|-------|--------------------------|-----|
| 1 | Tries | 5 |
| 1 | Conversions | 3 |
| 3 | Penalty Goals | 2 |
| 116 | Ball Carries | 103 |
| 6 | Offloads | 6 |
| 2 | Line Breaks | 6 |
| 9 | Defenders Beaten | 12 |
| 662 | Carry Metres | 546 |
| 120 | Total Tackles | 155 |
| 12 | Missed Tackle | 9 |
| 8 | Turnovers Won | 9 |
| 20 | Turnover Conceded | 9 |
| 13 | Lineouts Won | 14 |
| 3 | Lineouts Lost | 1 |
| 9 | Total Penalties Conceded | 14 |
| 38 | Kicks in Play | 51 |

| # | Player | Minutes Played | Tries | Points | Ball Carries | Defenders Beaten | Tackles | Tackles - Success | Turnovers Won | Pens Conceded |
|----|---------------------|----------------|-------|--------|--------------|------------------|---------|-------------------|---------------|---------------|
| 15 | Matteo Minozzi | 56 | 0 | 0 | 6 | 1 | 2 | 2 | 0 | 0 |
| 14 | Edoardo Padovani | 80 | 0 | 0 | 7 | 1 | 3 | 3 | 0 | 0 |
| 13 | Juan Ignacio Brex | 80 | 0 | 0 | 2 | 0 | 3 | 3 | 2 | 0 |
| 12 | Luca Morisi | 80 | 0 | 0 | 11 | 1 | 13 | 12 | 0 | 3 |
| 11 | Monty Ioane | 80 | 0 | 0 | 12 | 1 | 5 | 4 | 0 | 0 |
| 10 | Paolo Garbisi | 80 | 0 | 11 | 5 | 0 | 9 | 7 | 1 | 0 |
| 9 | Stephen Varney | 70 | 1 | 5 | 3 | 1 | 4 | 3 | 0 | 0 |
| 1 | Ivan Nemer | 48 | 0 | 0 | 5 | 1 | 6 | 3 | 2 | 0 |
| 2 | Gianmarco Lucchesi | 64 | 0 | 0 | 2 | 0 | 4 | 4 | 1 | 0 |
| 3 | Marco Riccioni | 50 | 0 | 0 | 3 | 0 | 7 | 5 | 0 | 0 |
| 4 | Niccolo Cannone | 80 | 0 | 0 | 8 | 0 | 12 | 12 | 0 | 0 |
| 5 | David Sisi | 48 | 0 | 0 | 1 | 0 | 4 | 4 | 0 | 0 |
| 6 | Sebastian Negri | 56 | 0 | 0 | 12 | 3 | 11 | 10 | 0 | 1 |
| 7 | Michele Lamaro | 80 | 0 | 0 | 10 | 0 | 13 | 13 | 1 | 0 |
| 8 | Giovanni Licata | 48 | 0 | 0 | 4 | 0 | 5 | 5 | 0 | 1 |
| 16 | Luca Bigi | 16 | 0 | 0 | 1 | 0 | 1 | 0 | 0 | 0 |
| 17 | Danilo Fischetti | 32 | 0 | 0 | 2 | 0 | 1 | 1 | 0 | 0 |
| 18 | Pietro Ceccarelli | 30 | 0 | 0 | 2 | 0 | 2 | 2 | 0 | 3 |
| 19 | Marco Fuser | 32 | 0 | 0 | 4 | 0 | 1 | 1 | 0 | 0 |
| 20 | Federico Ruzza | 32 | 0 | 0 | 6 | 0 | 8 | 8 | 1 | 1 |
| 21 | Giovanni Pettinelli | 24 | 0 | 0 | 7 | 0 | 2 | 2 | 0 | 0 |
| 22 | Alessandro Fusco | 10 | 0 | 0 | 1 | 0 | 0 | 0 | 0 | 0 |
| 23 | Federico Mori | 24 | 0 | 0 | 2 | 0 | 4 | 4 | 0 | 0 |

| # | Player | Minutes | Tries | Points | Ball Carries | Defenders Beaten | Tackles | Tackles - Success | Turnovers Won | Pens Conceded |
|----|------------------------|---------|-------|--------|--------------|------------------|---------|-------------------|---------------|---------------|
| 15 | Emiliano Boffelli | 80 | 0 | 9 | 8 | 0 | 1 | 1 | 0 | 0 |
| 14 | Santiago Cordero | 80 | 1 | 5 | 3 | 2 | 4 | 3 | 0 | 0 |
| 13 | Matias Moroni | 80 | 1 | 5 | 9 | 2 | 5 | 4 | 1 | 2 |
| 12 | Jeronimo de la Fuente | 70 | 0 | 0 | 9 | 2 | 7 | 6 | 1 | 1 |
| 11 | Mateo Carreras | 80 | 0 | 0 | 4 | 0 | 6 | 6 | 0 | 0 |
| 10 | Santiago Carreras | 60 | 0 | 0 | 8 | 2 | 1 | 1 | 0 | 2 |
| 9 | Tomas Cubelli | 66 | 0 | 0 | 3 | 0 | 8 | 8 | 0 | 1 |
| 1 | Thomas Gallo | 60 | 0 | 0 | 2 | 0 | 11 | 10 | 0 | 0 |
| 2 | Julian Montoya | 70 | 0 | 0 | 6 | 1 | 12 | 12 | 4 | 0 |
| 3 | Francisco Gomez Kodela | 56 | 0 | 0 | 3 | 0 | 11 | 9 | 0 | 1 |
| 4 | Marcos Kremer | 80 | 1 | 5 | 8 | 0 | 16 | 15 | 0 | 1 |
| 5 | Tomas Lavanini | 66 | 0 | 0 | 5 | 1 | 10 | 9 | 1 | 0 |
| 6 | Pablo Matera | 80 | 0 | 0 | 6 | 0 | 15 | 15 | 1 | 1 |
| 7 | Juan Martin Gonzalez | 80 | 1 | 5 | 2 | 0 | 8 | 8 | 1 | 0 |
| 8 | Facundo Isa | 50 | 0 | 0 | 8 | 1 | 4 | 4 | 0 | 1 |
| 16 | Facundo Bosch | 10 | 1 | 5 | 5 | 0 | 4 | 4 | 0 | 0 |
| 17 | Ignacio Calles | 20 | 0 | 0 | 3 | 1 | 4 | 4 | 0 | 0 |
| 18 | Santiago Medrano | 24 | 0 | 0 | 1 | 0 | 6 | 6 | 0 | 2 |
| 19 | Lucas Paulos | 14 | 0 | 0 | 2 | 0 | 6 | 5 | 0 | 0 |
| 20 | Santiago Grondona | 30 | 0 | 0 | 6 | 0 | 7 | 7 | 0 | 1 |
| 21 | Gonzalo Bertranou | 14 | 0 | 0 | 1 | 0 | 4 | 4 | 0 | 0 |
| 22 | Nicolas Sanchez | 20 | 0 | 3 | 0 | 0 | 3 | 3 | 0 | 0 |
| 23 | Lucio Cinti | 10 | 0 | 0 | 1 | 0 | 2 | 2 | 0 | 1 |

TEAM ANALYSIS
2024 INTERNATIONALS

TEAM ANALYSIS - MATCH AVERAGES

2024 INTERNATIONALS

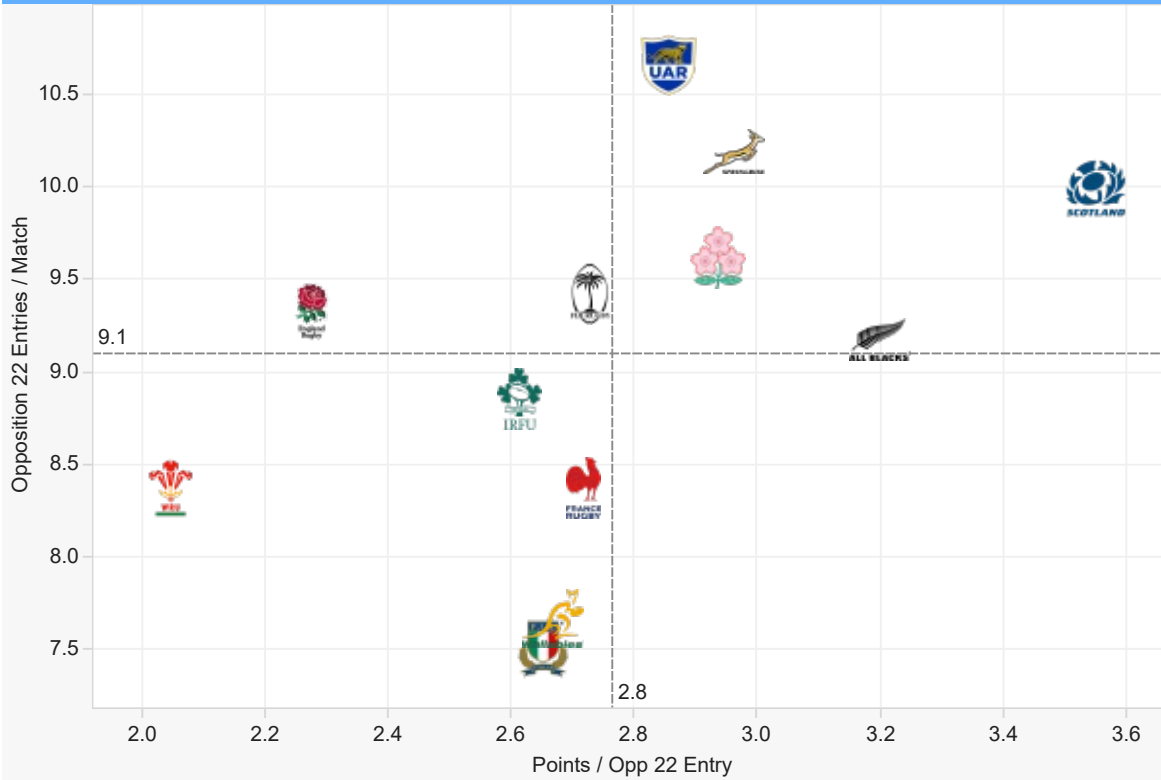
|  | |  |
|---|-----------------------|---|
| 24.4 | Points | 32.8 |
| 2.8 | Tries | 4.3 |
| 76.7% | Goal Kicking % | 77.8% |
| 94.9 | Carries | 116.3 |
| 608.5 | Carry Metres | 814.3 |
| 7.5 | Opposition 22 Entries | 10.7 |
| 2.7 | Points / Opp 22 Entry | 2.9 |
| 5.5 | Line Breaks | 7.3 |
| 17.8 | Defenders Beaten | 23.8 |
| 5.5 | Offloads | 7.2 |
| 126.0 | Passes | 145.0 |
| 27.3 | Kicks From Hand | 22.7 |
| 205.6 | Tackles | 159.1 |
| 28.1 | Missed Tackles | 21.0 |
| 86.3% | Tackle % | 86.8% |
| 14.3 | Dominant Tackles | 11.1 |
| 9.4 | Pens Conceded | 10.4 |
| 0.6 | Yellow Cards | 0.2 |
| 0 | Red Cards (Total) | 1 |
| 4.8 | Turnovers Won | 3.7 |
| 12.4 | Turnovers Conceded | 14.0 |
| 80.2% | Lineout Success % | 88.5% |
| 87.2% | Scrum Success % | 97.8% |
| 97.1% | Ruck Success % | 96.0% |
| 37.1% | Gainline Forward % | 46.4% |

All stats are on a per match basis (unless stated otherwise)

TEAM ANALYSIS - 22 ENTRIES

2024 INTERNATIONALS

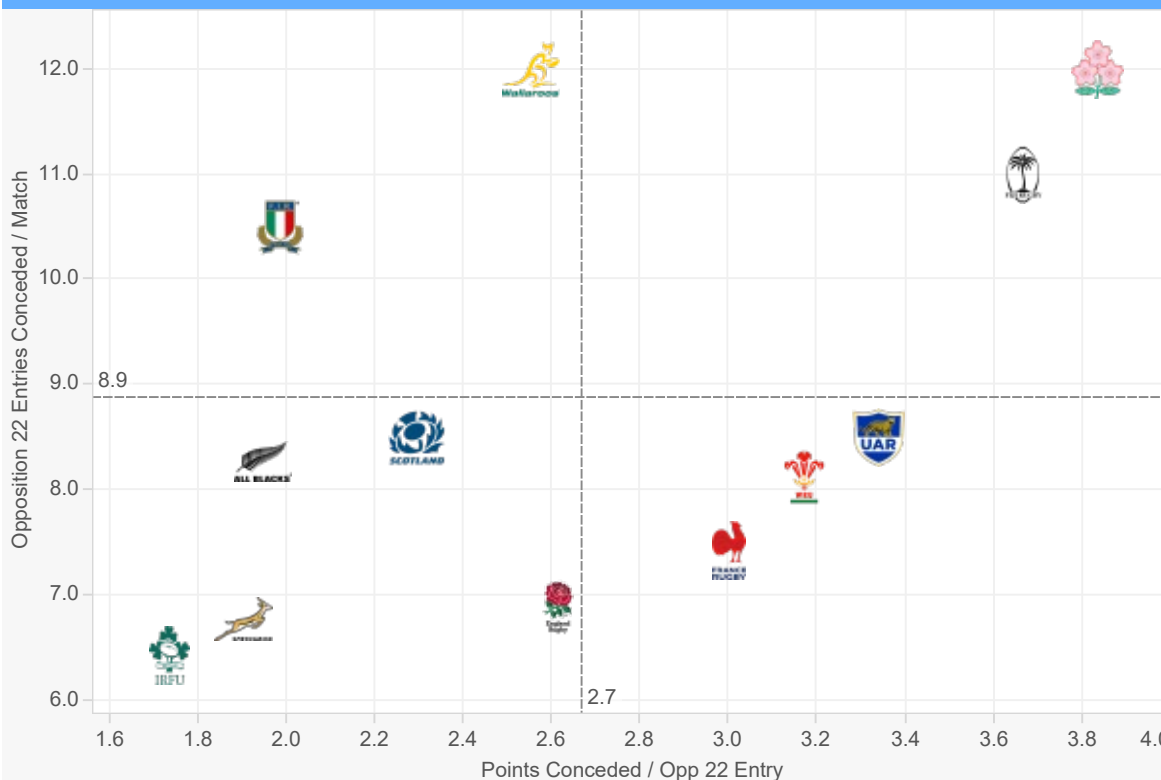
22 ENTRIES FOR



| 22 Entries / Match | |
|--------------------|------|
| Argentina | 10.7 |
| South Africa | 10.2 |
| Scotland | 10.0 |
| Japan | 9.6 |
| Fiji | 9.4 |
| England | 9.3 |
| New Zealand | 9.2 |
| Ireland | 8.9 |
| Wales | 8.4 |
| France | 8.4 |
| Australia | 7.7 |
| Italy | 7.5 |

| Points / Entry | |
|----------------|-----|
| Scotland | 3.6 |
| New Zealand | 3.2 |
| South Africa | 3.0 |
| Japan | 2.9 |
| Argentina | 2.9 |
| Fiji | 2.7 |
| France | 2.7 |
| Australia | 2.7 |
| Italy | 2.7 |
| Ireland | 2.6 |
| England | 2.3 |
| Wales | 2.0 |

22 ENTRIES AGAINST



| 22 Entries Con. / Match | |
|-------------------------|------|
| Japan | 12.0 |
| Australia | 12.0 |
| Fiji | 11.0 |
| Italy | 10.5 |
| Scotland | 8.5 |
| Argentina | 8.5 |
| New Zealand | 8.3 |
| Wales | 8.1 |
| France | 7.4 |
| England | 6.9 |
| South Africa | 6.8 |
| Ireland | 6.4 |

| Points Con / Entry | |
|--------------------|------|
| Japan | 12.0 |
| Fiji | 11.0 |
| Argentina | 8.5 |
| Wales | 8.1 |
| France | 7.4 |
| England | 6.9 |
| Australia | 12.0 |
| Scotland | 8.5 |
| Italy | 10.5 |
| New Zealand | 8.3 |
| South Africa | 6.8 |
| Ireland | 6.4 |

TEAM ANALYSIS - POINTS & TRIES

2024 INTERNATIONALS

POINTS PER PERIOD

| | SCORED | | | | | CONCEDED | | | | |
|--------------|--------------|------------|------------|------------|------------|--------------|------------|------------|------------|------------|
| | Total | 1'-20' | 21'-HT | HT-60' | 61'-80' | Total | 1'-20' | 21'-HT | HT-60' | 61'-80' |
| Argentina | 288 | 50 | 92 | 49 | 97 | 248 | 72 | 79 | 58 | 39 |
| Australia | 208 | 65 | 60 | 30 | 53 | 250 | 57 | 69 | 44 | 80 |
| England | 224 | 54 | 58 | 77 | 35 | 197 | 51 | 58 | 30 | 58 |
| Fiji | 198 | 42 | 47 | 57 | 52 | 121 | 41 | 24 | 21 | 35 |
| France | 224 | 49 | 60 | 53 | 62 | 161 | 37 | 40 | 36 | 48 |
| Ireland | 189 | 44 | 52 | 23 | 70 | 84 | 39 | 13 | 13 | 19 |
| Italy | 188 | 66 | 38 | 36 | 48 | 97 | 27 | 16 | 29 | 25 |
| Japan | 228 | 71 | 57 | 38 | 62 | 140 | 37 | 35 | 25 | 43 |
| New Zealand | 350 | 107 | 122 | 69 | 52 | 199 | 41 | 62 | 39 | 57 |
| Scotland | 370 | 94 | 105 | 67 | 104 | 216 | 55 | 57 | 47 | 57 |
| South Africa | 330 | 81 | 69 | 65 | 115 | 109 | 32 | 22 | 36 | 19 |
| Wales | 128 | 16 | 38 | 29 | 45 | 132 | 30 | 26 | 37 | 39 |
| Total | 2,925 | 739 | 798 | 593 | 795 | 2,344 | 620 | 616 | 476 | 632 |

TRIES PER PERIOD

| | SCORED | | | | | CONCEDED | | | | |
|--------------|------------|-----------|-----------|-----------|------------|------------|-----------|-----------|-----------|-----------|
| | Total | 1'-20' | 21'-HT | HT-60' | 61'-80' | Total | 1'-20' | 21'-HT | HT-60' | 61'-80' |
| Argentina | 38 | 6 | 13 | 6 | 13 | 30 | 9 | 10 | 6 | 5 |
| Australia | 24 | 7 | 6 | 4 | 7 | 32 | 7 | 9 | 5 | 11 |
| England | 26 | 6 | 6 | 10 | 4 | 21 | 6 | 5 | 4 | 6 |
| Fiji | 28 | 7 | 6 | 7 | 8 | 17 | 6 | 3 | 3 | 5 |
| France | 23 | 5 | 5 | 6 | 7 | 20 | 4 | 4 | 5 | 7 |
| Ireland | 23 | 4 | 6 | 3 | 10 | 11 | 6 | 1 | 1 | 3 |
| Italy | 21 | 8 | 3 | 5 | 5 | 8 | 2 | 1 | 3 | 2 |
| Japan | 30 | 9 | 7 | 5 | 9 | 18 | 5 | 4 | 3 | 6 |
| New Zealand | 46 | 15 | 17 | 8 | 6 | 28 | 5 | 10 | 5 | 8 |
| Scotland | 50 | 13 | 13 | 9 | 15 | 24 | 7 | 5 | 4 | 8 |
| South Africa | 40 | 11 | 8 | 5 | 16 | 15 | 5 | 2 | 5 | 3 |
| Wales | 16 | 1 | 5 | 4 | 6 | 16 | 3 | 3 | 5 | 5 |
| Total | 365 | 92 | 95 | 72 | 106 | 282 | 74 | 70 | 56 | 82 |

TRY ORIGIN

| | SCORED | | | | | | | | | | CONCEDED | | | | | | | | |
|--------------|------------|----------------|-----------|------------|----------|-----------|------------|-------------|------------|------------|----------------|-----------|------------|----------|-----------|------------|-------------|-----------|--|
| | Total | Counter Attack | Free Kick | Lineout | Penalty | Scrum | Start Half | Tap Penalty | Turnover | Total | Counter Attack | Free Kick | Lineout | Penalty | Scrum | Start Half | Tap Penalty | Turnover | |
| Argentina | 45 | 6 | 0 | 13 | 0 | 6 | 1 | 3 | 16 | 35 | 5 | 0 | 14 | 0 | 4 | 0 | 2 | 10 | |
| Australia | 27 | 3 | 1 | 13 | 1 | 3 | 0 | 2 | 4 | 40 | 7 | 0 | 14 | 0 | 4 | 0 | 1 | 14 | |
| England | 30 | 4 | 0 | 15 | 0 | 2 | 1 | 1 | 7 | 27 | 5 | 1 | 10 | 0 | 2 | 0 | 1 | 8 | |
| Fiji | 30 | 2 | 1 | 9 | 0 | 8 | 0 | 2 | 8 | 18 | 1 | 1 | 8 | 1 | 4 | 0 | 0 | 3 | |
| France | 29 | 6 | 1 | 6 | 0 | 7 | 0 | 1 | 8 | 21 | 0 | 0 | 16 | 0 | 3 | 1 | 0 | 1 | |
| Ireland | 22 | 0 | 0 | 16 | 0 | 1 | 1 | 1 | 3 | 11 | 1 | 0 | 4 | 1 | 1 | 0 | 1 | 3 | |
| Italy | 23 | 2 | 0 | 7 | 0 | 4 | 0 | 1 | 9 | 11 | 1 | 0 | 9 | 0 | 3 | 0 | 1 | 4 | |
| Japan | 36 | 5 | 0 | 14 | 0 | 2 | 0 | 4 | 11 | 32 | 4 | 0 | 13 | 0 | 4 | 0 | 2 | 9 | |
| New Zealand | 54 | 8 | 2 | 22 | 0 | 6 | 0 | 2 | 14 | 28 | 4 | 0 | 14 | 0 | 3 | 0 | 1 | 6 | |
| Scotland | 58 | 8 | 0 | 27 | 1 | 5 | 0 | 2 | 15 | 16 | 0 | 1 | 5 | 0 | 4 | 0 | 2 | 4 | |
| South Africa | 46 | 4 | 0 | 18 | 1 | 6 | 0 | 2 | 15 | 17 | 1 | 0 | 4 | 0 | 2 | 1 | 5 | 4 | |
| Wales | 21 | 2 | 0 | 12 | 0 | 1 | 0 | 3 | 3 | 16 | 1 | 1 | 7 | 0 | 1 | 1 | 1 | 4 | |
| Total | 421 | 50 | 5 | 172 | 3 | 51 | 3 | 24 | 113 | 325 | 37 | 4 | 136 | 3 | 42 | 3 | 19 | 81 | |

Max & Min values are highlighted per time-frame/phase/section

PLAYER RANKINGS

2024 INTERNATIONALS

PLAYER RANKINGS - POINTS

2024 INTERNATIONALS

POINTS

| | | Games | Points | Minutes | Pens | Conv | Drop Goals | Tries | |
|---|-------------|--------------|--------|---------|------|------|------------|-------|---|
| 1 | D. McKenzie | New Zealand | 11 | 113 | 729 | 16 | 30 | 0 | 1 |
| 2 | S. Lee | Japan | 7 | 76 | 461 | 8 | 21 | 0 | 2 |
| 3 | J. Crowley | Ireland | 7 | 71 | 539 | 12 | 15 | 0 | 1 |
| 4 | T. Ramos | France | 5 | 63 | 400 | 13 | 12 | 0 | 0 |
| 4 | T. Albornoz | Argentina | 9 | 63 | 451 | 5 | 19 | 0 | 2 |
| 6 | P. Garbisi | Italy | 8 | 61 | 613 | 10 | 13 | 0 | 1 |
| 7 | H. Pollard | South Africa | 8 | 57 | 334 | 13 | 9 | 0 | 0 |
| 8 | N. Lolesio | Australia | 8 | 56 | 511 | 12 | 10 | 0 | 0 |
| 9 | F. Russell | Scotland | 5 | 55 | 400 | 11 | 11 | 0 | 0 |
| 9 | S. Carreras | Argentina | 9 | 55 | 505 | 9 | 9 | 0 | 2 |

GOAL KICKING (MADE)

| | | Games | Minutes | Goals | Misses | Pens | Pens Missed | Conv | Conv Missed | Goal Kicking % | |
|---|------------------------|--------------|---------|-------|--------|------|-------------|------|-------------|----------------|-------|
| 1 | D. McKenzie | New Zealand | 11 | 729 | 46 | 14 | 16 | 5 | 30 | 9 | 76.7% |
| 2 | S. Lee | Japan | 7 | 461 | 29 | 1 | 8 | 1 | 21 | 0 | 96.7% |
| 3 | J. Crowley | Ireland | 7 | 539 | 27 | 10 | 12 | 3 | 15 | 7 | 73.0% |
| 4 | T. Ramos | France | 5 | 400 | 25 | 3 | 13 | 2 | 12 | 1 | 89.3% |
| 5 | T. Albornoz | Argentina | 9 | 451 | 24 | 10 | 5 | 2 | 19 | 8 | 70.6% |
| 6 | P. Garbisi | Italy | 8 | 613 | 23 | 8 | 10 | 4 | 13 | 4 | 74.2% |
| 7 | H. Pollard | South Africa | 8 | 334 | 22 | 5 | 13 | 3 | 9 | 2 | 81.5% |
| 7 | F. Russell | Scotland | 5 | 400 | 22 | 1 | 11 | 0 | 11 | 1 | 95.7% |
| 7 | N. Lolesio | Australia | 8 | 511 | 22 | 6 | 12 | 3 | 10 | 3 | 78.6% |
| 7 | S. Feinberg-Mngomezulu | South Africa | 8 | 384 | 22 | 7 | 8 | 3 | 14 | 4 | 75.9% |

GOAL KICKING (%)*

| | | Games | Kicks | Made | Available Points | Points Scored | Expected Points | Pts Gained | Goal Kicking % | |
|---|-------------------|-------------|-------|------|------------------|---------------|-----------------|------------|----------------|--------|
| 1 | Martin Page-Relo | Italy | 4 | 6 | 6 | 18 | 18 | 4.3 | 13.7 | 100.0% |
| 1 | Leo Berdeu | France | 1 | 7 | 7 | 19 | 19 | 14.1 | 4.9 | 100.0% |
| 3 | Seungsin Lee | Japan | 6 | 30 | 29 | 69 | 60.9 | 5.1 | 96.7% | |
| 4 | Finn Russell | Scotland | 5 | 23 | 22 | 57 | 48.5 | 6.5 | 95.7% | |
| 5 | Ben Donaldson | Australia | 4 | 12 | 11 | 28 | 23.6 | 2.4 | 91.7% | |
| 6 | Sam Costelow | Wales | 4 | 10 | 9 | 24 | 19.3 | 1.7 | 90.0% | |
| 6 | Santiago Carreras | Argentina | 6 | 20 | 18 | 49 | 41.9 | 3.1 | 90.0% | |
| 8 | Thomas Ramos | France | 5 | 28 | 25 | 71 | 57.3 | 5.7 | 89.3% | |
| 9 | Ioan Lloyd | Wales | 3 | 7 | 6 | 14 | 10.4 | 1.6 | 85.7% | |
| 9 | Ben Thomas | Wales | 2 | 7 | 6 | 18 | 12.9 | 2.1 | 85.7% | |
| 9 | Beauden Barrett | New Zealand | 2 | 7 | 6 | 14 | 10.2 | 1.8 | 85.7% | |

*Minimum 5 Kicks at Goal

■ ITALY

■ ARGENTINA

PLAYER RANKINGS - TRIES

2024 INTERNATIONALS

TRIES

| | | Games | Minutes Played | Tries | Tries / 80 | |
|---|------------------|--------------|----------------|-------|------------|-----|
| 1 | D. van der Merwe | Scotland | 8 | 638 | 8 | 1.0 |
| 2 | C. Clarke | New Zealand | 6 | 431 | 7 | 1.3 |
| 3 | D. Riley | Japan | 7 | 560 | 6 | 0.9 |
| 3 | M. Tele'a | New Zealand | 8 | 486 | 6 | 1.0 |
| 5 | W. Jordan | New Zealand | 7 | 476 | 5 | 0.8 |
| 5 | D. Sheehan | Ireland | 6 | 330 | 5 | 1.2 |
| 5 | M. Carreras | Argentina | 9 | 690 | 5 | 0.6 |
| 5 | I. Feyi-Waboso | England | 8 | 385 | 5 | 1.0 |
| 9 | M. Ioane | Italy | 7 | 555 | 4 | 0.6 |
| 9 | J. Lowe | Ireland | 7 | 560 | 4 | 0.6 |
| 9 | M. Marx | South Africa | 9 | 363 | 4 | 0.9 |
| 9 | A. Savea | New Zealand | 10 | 775 | 4 | 0.4 |
| 9 | M. Mapimpi | South Africa | 4 | 320 | 4 | 1.0 |
| 9 | K. Arendse | South Africa | 7 | 502 | 4 | 0.6 |

TRY ASSISTS

| | | Games | Minutes Played | Try Assists | Try Assists / 80 | |
|---|---------------|-------------|----------------|-------------|------------------|-----|
| 1 | B. Barrett | New Zealand | 9 | 537 | 7 | 1.0 |
| 2 | M. Smith | England | 6 | 348 | 6 | 1.4 |
| 3 | D. McKenzie | New Zealand | 11 | 729 | 5 | 0.5 |
| 3 | H. Jones | Scotland | 8 | 625 | 5 | 0.6 |
| 3 | S. Lee | Japan | 7 | 461 | 5 | 0.9 |
| 6 | A. Hastings | Scotland | 4 | 194 | 4 | 1.6 |
| 6 | A. Mitchell | England | 7 | 451 | 4 | 0.7 |
| 6 | T. Alborno | Argentina | 9 | 451 | 4 | 0.7 |
| 6 | S. Chocobares | Argentina | 8 | 546 | 4 | 0.6 |
| 6 | S. Fujiwara | Japan | 7 | 383 | 4 | 0.8 |
| 6 | P. Garbisi | Italy | 8 | 613 | 4 | 0.5 |
| 6 | J. Dobie | Scotland | 5 | 232 | 4 | 1.4 |

TRY INVOLVEMENTS

| | | Games | Minutes Played | Try Involvements | % of Team Total | |
|---|------------------|-------------|----------------|------------------|-----------------|-------|
| 1 | D. Riley | Japan | 7 | 560 | 9 | 17.0% |
| 2 | B. Barrett | New Zealand | 9 | 537 | 8 | 9.6% |
| 2 | D. van der Merwe | Scotland | 8 | 638 | 8 | 9.4% |
| 2 | H. Jones | Scotland | 8 | 625 | 8 | 9.4% |
| 2 | M. Tele'a | New Zealand | 8 | 486 | 8 | 9.6% |
| 2 | M. Smith | England | 6 | 348 | 8 | 17.4% |
| 7 | C. Clarke | New Zealand | 6 | 431 | 7 | 8.4% |
| 7 | W. Jordan | New Zealand | 7 | 476 | 7 | 8.4% |
| 7 | J. Dobie | Scotland | 5 | 232 | 7 | 10.9% |
| 7 | S. Lee | Japan | 7 | 461 | 7 | 13.2% |



ITALY



ARGENTINA

PLAYER RANKINGS - CARRIES

2024 INTERNATIONALS

CARRIES

| | | Games | Total | |
|----|---------------|--------------|-------|-----|
| 1 | B. Earl | England | 9 | 147 |
| 2 | A. Savea | New Zealand | 10 | 133 |
| 3 | R. Valetini | Australia | 9 | 88 |
| 4 | P. Matera | Argentina | 9 | 87 |
| 4 | D. McKenzie | New Zealand | 11 | 87 |
| 4 | H. Wilson | Australia | 7 | 87 |
| 7 | J. Barrett | New Zealand | 9 | 86 |
| 8 | C. Doris | Ireland | 7 | 85 |
| 9 | W. Sititi | New Zealand | 7 | 83 |
| 10 | P. du Toit | South Africa | 8 | 82 |
| 10 | A. Wainwright | Wales | 7 | 82 |

| | | Minutes | Per 80* | |
|----|----------------|--------------|---------|------|
| 1 | B. Earl | England | 720 | 16.3 |
| 2 | W. Sititi | New Zealand | 419 | 15.8 |
| 3 | E. Louw | South Africa | 265 | 15.1 |
| 4 | G. Alldritt | France | 279 | 14.1 |
| 5 | A. Savea | New Zealand | 775 | 13.7 |
| 6 | J. Dempsey | Scotland | 406 | 13.2 |
| 7 | E. Canakaivata | Fiji | 385 | 13.1 |
| 8 | T. Ikanivere | Fiji | 463 | 12.4 |
| 9 | H. Wilson | Australia | 560 | 12.4 |
| 10 | C. Doris | Ireland | 550 | 12.4 |

METRES

| | | Games | Total | |
|----|------------------|--------------|-------|-----|
| 1 | B. Earl | England | 9 | 798 |
| 2 | D. Riley | Japan | 7 | 768 |
| 3 | A. Savea | New Zealand | 10 | 745 |
| 4 | M. Carreras | Argentina | 9 | 739 |
| 5 | D. van der Merwe | Scotland | 8 | 706 |
| 6 | J. Kriel | South Africa | 9 | 678 |
| 7 | J. Barrett | New Zealand | 9 | 674 |
| 8 | C. Clarke | New Zealand | 6 | 667 |
| 9 | W. Jordan | New Zealand | 7 | 662 |
| 10 | J. Lowe | Ireland | 7 | 642 |

| | | Minutes | Per 80* | |
|----|---------------|-------------|---------|-------|
| 1 | C. Clarke | New Zealand | 431 | 123.7 |
| 2 | I. Masi | Fiji | 270 | 120.9 |
| 3 | W. Sititi | New Zealand | 419 | 115.5 |
| 4 | Y. Yazaki | Japan | 374 | 113.5 |
| 5 | K. Rowe | Scotland | 427 | 112.5 |
| 6 | W. Jordan | New Zealand | 476 | 111.2 |
| 7 | T. Alborno | Argentina | 451 | 110.4 |
| 8 | D. Riley | Japan | 560 | 109.6 |
| 9 | M. Tuitama | Japan | 360 | 108.5 |
| 10 | V. Karawalevu | Fiji | 399 | 106.4 |

DEFENDERS BEATEN

| | | Games | Total | |
|---|------------------|--------------|-------|----|
| 1 | M. Tele'a | New Zealand | 8 | 39 |
| 2 | B. Earl | England | 9 | 35 |
| 3 | D. van der Merwe | Scotland | 8 | 33 |
| 4 | D. McKenzie | New Zealand | 11 | 31 |
| 5 | C. Kolbe | South Africa | 7 | 29 |
| 5 | A. Savea | New Zealand | 10 | 29 |
| 5 | M. Carreras | Argentina | 9 | 29 |
| 8 | D. Penaud | France | 5 | 27 |
| 9 | M. Ioane | Italy | 7 | 26 |
| 9 | D. Riley | Japan | 7 | 26 |

| | | Minutes | Per 80* | |
|----|------------------------|--------------|---------|-----|
| 1 | M. Tele'a | New Zealand | 486 | 6.4 |
| 2 | D. Penaud | France | 400 | 5.4 |
| 3 | M. Tuitama | Japan | 360 | 4.9 |
| 4 | K. Rowe | Scotland | 427 | 4.5 |
| 5 | S. Feinberg-Mngomezisi | South Africa | 384 | 4.4 |
| 6 | I. Feyi-Waboso | England | 385 | 4.4 |
| 7 | C. Clarke | New Zealand | 431 | 4.3 |
| 8 | C. Kolbe | South Africa | 560 | 4.1 |
| 9 | D. van der Merwe | Scotland | 638 | 4.1 |
| 10 | A. Aumua | New Zealand | 311 | 4.1 |

*Minimum 240 minutes played



ITALY



ARGENTINA

PLAYER RANKINGS - PASSING

2024 INTERNATIONALS

PASSES

| | | Games | Total | |
|----|----------------|-------------|-------|-----|
| 1 | S. Fujiwara | Japan | 7 | 472 |
| 2 | F. Lomani | Fiji | 7 | 396 |
| 3 | J. Gordon | Australia | 6 | 388 |
| 4 | T. Perenara | New Zealand | 8 | 360 |
| 5 | G. Bertranou | Argentina | 8 | 359 |
| 6 | A. Mitchell | England | 7 | 336 |
| 7 | J. Gibson-Park | Ireland | 5 | 333 |
| 8 | C. Ratima | New Zealand | 9 | 327 |
| 9 | T. Williams | Wales | 5 | 303 |
| 10 | D. McKenzie | New Zealand | 11 | 252 |

| | | Minutes | Per 80* | |
|----|----------------|-------------|---------|------|
| 1 | S. Fujiwara | Japan | 383 | 98.6 |
| 2 | J. Gibson-Park | Ireland | 299 | 89.1 |
| 3 | J. Gordon | Australia | 364 | 85.3 |
| 4 | C. Ratima | New Zealand | 315 | 83.0 |
| 5 | T. Williams | Wales | 296 | 81.9 |
| 6 | T. Perenara | New Zealand | 358 | 80.4 |
| 7 | F. Lomani | Fiji | 428 | 74.0 |
| 8 | G. Bertranou | Argentina | 430 | 66.8 |
| 9 | A. Mitchell | England | 451 | 59.6 |
| 10 | B. White | Scotland | 274 | 58.7 |

PASSING ACCURACY**

| | | Total | % | |
|----|-------------|--------------|-----|-------|
| 1 | G. Williams | South Africa | 166 | 99.4% |
| 2 | K. Hardy | Wales | 110 | 99.1% |
| 3 | B. Serin | France | 101 | 99.0% |
| 4 | J. Dobie | Scotland | 153 | 98.7% |
| 5 | S. Varney | Italy | 149 | 98.7% |
| 6 | N. White | Australia | 135 | 98.5% |
| 7 | C. Ratima | New Zealand | 327 | 98.5% |
| 8 | E. Bevan | Wales | 125 | 98.4% |
| 9 | G. Horne | Scotland | 193 | 97.9% |
| 10 | T. Williams | Wales | 303 | 97.7% |

BREAK ASSIST PASSES

| | | Games | Total | |
|---|---------------|--------------|-------|----|
| 1 | D. McKenzie | New Zealand | 11 | 16 |
| 2 | S. McDowall | Scotland | 5 | 7 |
| 3 | S. Tuipulotu | Scotland | 6 | 6 |
| 3 | A. Fassi | South Africa | 6 | 6 |
| 5 | G. Ford | England | 6 | 5 |
| 5 | S. Kolisi | South Africa | 6 | 5 |
| 5 | R. Henshaw | Ireland | 7 | 5 |
| 5 | S. Chocobares | Argentina | 8 | 5 |
| 5 | P. Garbisi | Italy | 8 | 5 |
| 5 | J. Oviedo | Argentina | 8 | 5 |

OFFLOADS

| | | Games | Total | |
|----|-------------|--------------|-------|----|
| 1 | S. Reece | New Zealand | 8 | 14 |
| 2 | J. Lowe | Ireland | 7 | 12 |
| 2 | M. Tele'a | New Zealand | 8 | 12 |
| 2 | W. Sititi | New Zealand | 7 | 12 |
| 5 | D. Penaud | France | 5 | 11 |
| 6 | M. Ioane | Italy | 7 | 10 |
| 6 | D. McKenzie | New Zealand | 11 | 10 |
| 6 | H. Jones | Scotland | 8 | 10 |
| 6 | R. Snyman | South Africa | 3 | 10 |
| 10 | J. Mallia | Argentina | 6 | 9 |
| 10 | J. Oviedo | Argentina | 8 | 9 |

| | | Minutes | Per 80* | |
|----|-----------|--------------|---------|-----|
| 1 | W. Sititi | New Zealand | 419 | 2.3 |
| 2 | D. Penaud | France | 400 | 2.2 |
| 3 | S. Reece | New Zealand | 536 | 2.1 |
| 4 | M. Tele'a | New Zealand | 486 | 2.0 |
| 5 | L. Barre | France | 312 | 1.8 |
| 6 | B. Dixon | South Africa | 271 | 1.8 |
| 7 | J. Lowe | Ireland | 560 | 1.7 |
| 8 | S. Waqa | Japan | 286 | 1.7 |
| 9 | J. Mallia | Argentina | 444 | 1.6 |
| 10 | I. Masi | Fiji | 270 | 1.5 |

*Minimum 240 minutes played **Minimum 100 Passes

 **ITALY**

 **ARGENTINA**

PLAYER RANKINGS - KICKS

2024 INTERNATIONALS

KICKS IN PLAY

| | | Games | Total |
|----|-------------|-------------|-------|
| 1 | D. McKenzie | New Zealand | 11 94 |
| 2 | F. Russell | Scotland | 5 81 |
| 3 | A. Mitchell | England | 7 79 |
| 4 | P. Garbisi | Italy | 8 68 |
| 5 | B. Barrett | New Zealand | 9 55 |
| 6 | J. Crowley | Ireland | 7 54 |
| 6 | S. Lee | Japan | 7 54 |
| 8 | T. Albornoz | Argentina | 9 53 |
| 8 | S. Carreras | Argentina | 9 53 |
| 10 | F. Lomani | Fiji | 7 52 |

| | | Minutes | Per 80* |
|----|---------------------|--------------|----------|
| 1 | F. Russell | Scotland | 400 16.2 |
| 2 | B. White | Scotland | 274 14.0 |
| 3 | A. Mitchell | England | 451 14.0 |
| 4 | T. Williams | Wales | 296 13.5 |
| 5 | S. Varney | Italy | 246 12.0 |
| 6 | S. Feinberg-Mngomez | South Africa | 384 10.4 |
| 7 | D. McKenzie | New Zealand | 729 10.3 |
| 8 | G. Ford | England | 362 9.9 |
| 9 | F. Lomani | Fiji | 428 9.7 |
| 10 | G. Williams | South Africa | 240 9.7 |

KICKING METRES

| | | Games | Total |
|----|---------------------|--------------|----------|
| 1 | D. McKenzie | New Zealand | 11 2,835 |
| 2 | F. Russell | Scotland | 5 2,822 |
| 3 | A. Mitchell | England | 7 2,163 |
| 4 | P. Garbisi | Italy | 8 2,149 |
| 5 | T. Albornoz | Argentina | 9 2,031 |
| 6 | J. Lowe | Ireland | 7 1,988 |
| 7 | S. Carreras | Argentina | 9 1,956 |
| 8 | S. Lee | Japan | 7 1,889 |
| 9 | S. Feinberg-Mngomez | South Africa | 8 1,485 |
| 10 | B. Barrett | New Zealand | 9 1,481 |

| | | Minutes | Per 80* |
|----|---------------------|--------------|-----------|
| 1 | F. Russell | Scotland | 400 564.3 |
| 2 | A. Mitchell | England | 451 383.6 |
| 3 | B. White | Scotland | 274 368.4 |
| 4 | T. Williams | Wales | 296 367.2 |
| 5 | T. Albornoz | Argentina | 451 360.3 |
| 6 | S. Lee | Japan | 461 327.8 |
| 7 | D. McKenzie | New Zealand | 729 311.1 |
| 8 | S. Carreras | Argentina | 505 309.8 |
| 9 | S. Feinberg-Mngomez | South Africa | 384 309.4 |
| 10 | G. Ford | England | 362 293.6 |

METRES / KICKS IN PLAY**

| | | Games | Avg* |
|----|-------------------|-------------|--------|
| 1 | Leo Barre | France | 4 40.2 |
| 2 | James Lowe | Ireland | 7 39.8 |
| 3 | Cameron Winnett | Wales | 7 39.2 |
| 4 | Tomas Albornoz | Argentina | 9 38.3 |
| 5 | Juan Cruz Mallia | Argentina | 6 38.1 |
| 6 | Santiago Carreras | Argentina | 9 36.9 |
| 7 | Jordie Barrett | New Zealand | 9 36.6 |
| 8 | Seungsin Lee | Japan | 7 35.0 |
| 9 | Finn Russell | Scotland | 5 34.8 |
| 10 | Thomas Ramos | France | 5 33.5 |

*Minimum 240 minutes played **Minimum 2 Kicks / 80min



ITALY



ARGENTINA

PLAYER RANKINGS - LINEOUTS

2024 INTERNATIONALS

LINEOUTS WON (INC. STEALS)

| | | Games | Total |
|---|------------------------------|-------|-------|
| 1 | F. Ruzza (Italy) | 8 | 45 |
| 2 | W. Dearnys (Japan) | 8 | 43 |
| 3 | M. Itoje (England) | 9 | 38 |
| 4 | E. Etzebeth (South Africa) | 9 | 36 |
| 5 | R. Nortje (South Africa) | 5 | 34 |
| 6 | N. Frost (Australia) | 6 | 30 |
| 7 | D. Jenkins (Wales) | 7 | 29 |
| 8 | S. Cummings (Scotland) | 7 | 28 |
| 8 | L. Salakaia-Loto (Australia) | 7 | 28 |
| 8 | J. Gonzalez (Argentina) | 6 | 28 |

LINEOUT STEALS

| | | Games | Total |
|---|------------------------------|-------|-------|
| 1 | W. Dearnys (Japan) | 8 | 8 |
| 2 | M. Derenalagi (Fiji) | 6 | 6 |
| 3 | L. Salakaia-Loto (Australia) | 7 | 5 |
| 4 | M. Itoje (England) | 9 | 4 |
| 4 | P. du Toit (South Africa) | 8 | 4 |
| 4 | N. Frost (Australia) | 6 | 4 |
| 4 | T. Vaa'i (New Zealand) | 10 | 4 |
| 4 | J. Moro (Argentina) | 1 | 4 |
| 9 | E. Etzebeth (South Africa) | 9 | 3 |
| 9 | T. Beirne (Ireland) | 6 | 3 |
| 9 | S. Cummings (Scotland) | 7 | 3 |
| 9 | M. Lamaro (Italy) | 8 | 3 |
| 9 | J. Williams (Australia) | 8 | 3 |
| 9 | I. Nasilasila (Fiji) | 6 | 3 |
| 9 | O. Chessum (England) | 5 | 3 |

LINEOUT THROWS WON

| | | Games | Total |
|----|----------------------------|-------|-------|
| 1 | J. George (England) | 9 | 88 |
| 2 | C. Taylor (New Zealand) | 9 | 81 |
| 3 | J. Montoya (Argentina) | 7 | 59 |
| 3 | T. Ikanivere (Fiji) | 7 | 59 |
| 3 | M. Harada (Japan) | 8 | 59 |
| 6 | M. Faessler (Australia) | 7 | 54 |
| 7 | B. Mbonambi (South Africa) | 7 | 53 |
| 8 | M. Marx (South Africa) | 9 | 50 |
| 8 | E. Dee (Wales) | 5 | 50 |
| 10 | G. Nicotera (Italy) | 7 | 49 |

| | | Minutes | Per 80* |
|----|------------------------------|---------|---------|
| 1 | F. Ruzza (Italy) | 488 | 7.4 |
| 2 | R. Nortje (South Africa) | 369 | 7.4 |
| 3 | L. Salakaia-Loto (Australia) | 367 | 6.1 |
| 4 | N. Frost (Australia) | 396 | 6.1 |
| 5 | J. Gonzalez (Argentina) | 398 | 5.6 |
| 6 | W. Dearnys (Japan) | 625 | 5.5 |
| 7 | E. Etzebeth (South Africa) | 543 | 5.3 |
| 8 | F. Molina (Argentina) | 362 | 5.1 |
| 9 | O. Chessum (England) | 331 | 5.1 |
| 10 | A. Beard (Wales) | 319 | 5.0 |

| | | Minutes | Per 80* |
|----|------------------------------|---------|---------|
| 1 | M. Derenalagi (Fiji) | 406 | 1.2 |
| 2 | L. Salakaia-Loto (Australia) | 367 | 1.1 |
| 3 | W. Dearnys (Japan) | 625 | 1.0 |
| 4 | N. Frost (Australia) | 396 | 0.8 |
| 5 | O. Chessum (England) | 331 | 0.7 |
| 6 | P. Tuipulotu (New Zealand) | 253 | 0.6 |
| 7 | E. Ashman (Scotland) | 273 | 0.6 |
| 8 | J. Williams (Australia) | 431 | 0.6 |
| 9 | T. Vaa'i (New Zealand) | 585 | 0.5 |
| 10 | E. Blackadder (New Zealand) | 309 | 0.5 |

LINEOUT SUCCESS RATE**

| | | Games | Total* |
|----|----------------------------|-------|--------|
| 1 | E. Dee (Wales) | 5 | 96.2% |
| 2 | I. Ruiz (Argentina) | 8 | 91.7% |
| 3 | B. Mbonambi (South Africa) | 7 | 91.4% |
| 4 | J. George (England) | 9 | 90.7% |
| 5 | D. Sheehan (Ireland) | 6 | 88.7% |
| 6 | M. Faessler (Australia) | 7 | 88.5% |
| 7 | M. Harada (Japan) | 8 | 88.1% |
| 8 | C. Taylor (New Zealand) | 9 | 87.1% |
| 9 | J. Montoya (Argentina) | 7 | 86.8% |
| 10 | G. Turner (Scotland) | 5 | 86.1% |

*Minimum 240 minutes played **Minimum 2 lineout throws / 80

■ ITALY

■ ARGENTINA

PLAYER RANKINGS - TACKLES & TURNOVERS

2024 INTERNATIONALS

SUCCESSFUL TACKLES

| | | | Games | Total |
|----|------------|--------------|-------|-------|
| 1 | M. Lamaro | Italy | 8 | 143 |
| 2 | R. Darge | Scotland | 8 | 120 |
| 3 | B. Earl | England | 9 | 116 |
| 4 | D. Jenkins | Wales | 7 | 115 |
| 5 | T. Reffell | Wales | 7 | 113 |
| 6 | A. Savea | New Zealand | 10 | 109 |
| 7 | N. Cannone | Italy | 8 | 104 |
| 8 | P. du Toit | South Africa | 8 | 102 |
| 8 | M. Kremer | Argentina | 8 | 102 |
| 10 | M. Itoje | England | 9 | 98 |
| 10 | S. Barrett | New Zealand | 8 | 98 |

DOMINANT TACKLES

| | | | Games | Total |
|----|---------------|-----------|-------|-------|
| 1 | R. Darge | Scotland | 8 | 16 |
| 2 | P. Schoeman | Scotland | 9 | 15 |
| 3 | M. Lamaro | Italy | 8 | 12 |
| 4 | M. Kremer | Argentina | 8 | 11 |
| 4 | N. Cannone | Italy | 8 | 11 |
| 4 | W. Dearn | Japan | 8 | 11 |
| 7 | S. Cummings | Scotland | 7 | 10 |
| 7 | T. Freeman | England | 9 | 10 |
| 7 | T. Menoncello | Italy | 8 | 10 |
| 10 | P. Matera | Argentina | 9 | 9 |

TURNOVERS WON

| | | | Games | Total |
|---|---------------|--------------|-------|-------|
| 1 | W. Dearn | Japan | 8 | 12 |
| 2 | M. Derenalagi | Fiji | 6 | 10 |
| 3 | M. Itoje | England | 9 | 9 |
| 4 | T. Reffell | Wales | 7 | 8 |
| 4 | T. Vaa'i | New Zealand | 10 | 8 |
| 6 | T. Beirne | Ireland | 6 | 7 |
| 7 | S. Barrett | New Zealand | 8 | 6 |
| 7 | P. du Toit | South Africa | 8 | 6 |
| 7 | A. Savea | New Zealand | 10 | 6 |
| 7 | S. Underhill | England | 8 | 6 |
| 7 | N. Frost | Australia | 6 | 6 |

| | | | Minutes | Per 80* |
|----|-----------------------------|-----------|---------|---------|
| 1 | G. Lucchesi | Italy | 302 | 19.6 |
| 2 | L. Cannone | Italy | 290 | 19.6 |
| 3 | C. Tizzano | Australia | 307 | 19.3 |
| 4 | M. Lamaro | Italy | 607 | 18.8 |
| 5 | C. Cunningham-South England | | 306 | 18.3 |
| 6 | R. Vintcent | Italy | 364 | 18.2 |
| 7 | R. Darge | Scotland | 539 | 17.8 |
| 8 | D. Jenkins | Wales | 530 | 17.4 |
| 9 | T. Costley | Japan | 272 | 17.4 |
| 10 | A. Bell | Australia | 264 | 17.0 |

TACKLE SUCCESS RATE**

| | | | Minutes | %* |
|---|--------------|-----------|---------|--------|
| 1 | G. Gilchrist | Scotland | 371 | 100.0% |
| 2 | E. Dee | Wales | 298 | 97.9% |
| 3 | J. George | England | 548 | 93.8% |
| 3 | E. Bello | Argentina | 256 | 93.8% |
| 5 | Z. Fagerson | Scotland | 401 | 93.6% |
| 6 | T. Beirne | Ireland | 470 | 93.4% |
| 7 | L. Cannone | Italy | 290 | 93.4% |
| 8 | J. Dempsey | Scotland | 406 | 92.9% |
| 9 | M. Leitch | Japan | 240 | 92.9% |
| 9 | E. Ashman | Scotland | 273 | 92.9% |

| | | | Minutes | Per 80* |
|----|------------------|-------------|---------|---------|
| 1 | M. Derenalagi | Fiji | 406 | 2.0 |
| 2 | P. Tuipulotu | New Zealand | 253 | 1.6 |
| 3 | W. Dearn | Japan | 625 | 1.5 |
| 4 | G. Lucchesi | Italy | 302 | 1.3 |
| 5 | N. Frost | Australia | 396 | 1.2 |
| 6 | T. Reffell | Wales | 536 | 1.2 |
| 7 | T. Beirne | Ireland | 470 | 1.2 |
| 8 | L. Cannone | Italy | 290 | 1.1 |
| 9 | T. Vaa'i | New Zealand | 585 | 1.1 |
| 10 | L. Salakaia-Loto | Australia | 367 | 1.1 |

*Minimum 240 minutes played **Minimum 5 tackles / 80

■ ITALY

■ ARGENTINA

PLAYER RANKINGS - DISCIPLINE

2024 INTERNATIONALS

PENS CONCEDED

| | | Games | Total | |
|---|------------------|--------------|-------|---|
| 1 | J. Slipper | Australia | 6 | 7 |
| 1 | D. van der Merwe | Scotland | 8 | 7 |
| 1 | H. Wilson | Australia | 7 | 7 |
| 1 | H. Hetet | Fiji | 7 | 7 |
| 1 | G. Brown | Scotland | 4 | 7 |
| 1 | S. Takeuchi | Japan | 8 | 7 |
| 1 | R. Vintcent | Italy | 7 | 7 |
| 1 | W. Sitti | New Zealand | 7 | 7 |
| 9 | S. Cane | New Zealand | 7 | 6 |
| 9 | P. Schoeman | Scotland | 9 | 6 |
| 9 | J. Montoya | Argentina | 7 | 6 |
| 9 | P. du Toit | South Africa | 8 | 6 |
| 9 | S. Waqa | Japan | 6 | 6 |
| 9 | G. Zilocchi | Italy | 6 | 6 |
| 9 | W. Stuart | England | 9 | 6 |
| 9 | H. Paisami | Australia | 7 | 6 |
| 9 | J. Barrett | New Zealand | 9 | 6 |
| 9 | E. Blackadder | New Zealand | 4 | 6 |
| 9 | M. Lamaro | Italy | 8 | 6 |
| 9 | C. Clarke | New Zealand | 6 | 6 |
| 9 | S. Tawake | Fiji | 6 | 6 |
| 9 | E. Ashman | Scotland | 8 | 6 |
| 9 | T. Ikanivere | Fiji | 7 | 6 |

| | | Minutes | Per 80* | |
|----|---------------|-------------|---------|-----|
| 1 | J. Sclavi | Argentina | 270 | 2.7 |
| 2 | A. Porter | Ireland | 439 | 2.4 |
| 3 | H. Hetet | Fiji | 240 | 2.3 |
| 4 | G. Lucchesi | Italy | 302 | 2.1 |
| 5 | Z. Fagerson | Scotland | 401 | 1.8 |
| 6 | E. Ashman | Scotland | 273 | 1.8 |
| 7 | S. Waqa | Japan | 286 | 1.7 |
| 8 | T. Tupou | Australia | 255 | 1.6 |
| 8 | T. Williams | New Zealand | 408 | 1.6 |
| 10 | E. Blackadder | New Zealand | 309 | 1.6 |

CARDS

| | | Games | Yellows | |
|---|------------------|--------------|---------|---|
| 1 | K. Arendse | South Africa | 7 | 3 |
| 2 | A. Kellaway | Australia | 9 | 2 |
| 2 | P. O'Mahony | Ireland | 6 | 2 |
| 2 | A. Lienert-Brown | New Zealand | 11 | 2 |
| 2 | C. Clarke | New Zealand | 6 | 2 |
| 2 | A. Fassi | South Africa | 6 | 2 |
| 2 | E. Ashman | Scotland | 8 | 2 |
| 8 | E. Daly | England | 5 | 1 |
| 8 | U. Atonio | France | 5 | 1 |
| 8 | W. Le Roux | South Africa | 4 | 1 |
| 8 | O. Tu'ungafasi | New Zealand | 8 | 1 |
| 8 | J. Wiese | South Africa | 4 | 1 |
| 8 | D. van der Merwe | Scotland | 8 | 1 |
| 8 | M. Marx | South Africa | 9 | 1 |
| 8 | J. Kriel | South Africa | 9 | 1 |

| | | Games | Reds | |
|---|----------------|--------------|------|---|
| 1 | P. Matera | Argentina | 9 | 1 |
| 1 | J. Danty | France | 3 | 1 |
| 1 | A. Esterhuizen | South Africa | 2 | 1 |
| 1 | P. Willemse | France | 1 | 1 |
| 1 | C. Ewels | England | 1 | 1 |
| 1 | A. Cocagi | Fiji | 1 | 1 |
| 1 | F. Daugunu | Australia | 4 | 1 |
| 1 | K. Shimokawa | Japan | 6 | 1 |

*Minimum 240 minutes played



ITALY



ARGENTINA