

Insights by **Sage**



PREVIEW REPORT

IRELAND - AUSTRALIA

2024 AUTUMN NATIONS SERIES

ROUND 5

30/11/2024





IRELAND vs AUSTRALIA

2024 AUTUMN NATIONS SERIES



OPTA FACTS

- Ireland have won five of their last six matches against Australia, including their last three in a row, only once before have they enjoyed a longer winning run against the Wallabies, a four game streak between 1958 and 1968.
- The last three fixtures between Ireland and Australia in Dublin have been won by the hosts, all three games decided by a three-point margin; Australia's last away win against Ireland came in 2013 when current Wallabies head-coach Joe Schmidt was in charge of Ireland.
- This is the ninth time that Australia have played all of England, Wales, Scotland and Ireland in the same calendar year; they won their first four such fixtures this year (3 v Wales, 1 v England) but their defeat to Scotland last weekend means they are unable to complete a grand slam over the four nations for just the second time after 1984.
- Ireland have won 21 of their last 22 matches at the Aviva Stadium (L1), with their only defeat coming against New Zealand earlier this month; they haven't lost multiple games in Dublin in a calendar year since 2013 when they suffered three defeats, two of which came under Joe Schmidt, the current Wallabies Head Coach.
- Australia have won three of their six away games in 2024 and will be aiming to win four such fixtures in a calendar year for the first time since 2016 (W4 L5), while their 50% win rate on the road this year is currently their best since 2015 (75%, W3 L1).
- Ireland have conceded both the fewest defensive 22 entries per match (6.6) and the fewest points per entry (1.8) of any Tier 1 team in 2024, while Australia have conceded 11.4 entries per game, the most of any such side this year.
- Australia have conceded fewer turnovers per game than any other Tier 1 nation in 2024 (12.4), while only Italy (6.6) have won more turnovers per game than them this year (6.2), however, the Wallabies have also conceded the second most penalties of any team on average in 2024 (10.9, Scotland – 11.1).
- Ireland have retained possession from a higher share of their attacking rucks than any other Tier 1 side in 2024 (97.3%), while Australia have the third best rate of any team this year (96.8%) and have also completed a higher share of their rucks in under three seconds than any other nation (65.8%).
- Australia's Tom Wright has gained 339 metres during this year's Autumn Nations Series, more than any other player, while only Louis Bielle-Biarrey (8) has made more line breaks than the Wallabies full back (7); meanwhile, teammate Angus Bell has averaged 5.3 defenders beaten per 80 minutes this month, the best rate of any forward (min. 80 minutes).
- Cian Healy could make his 134th international appearance in this fixture, surpassing Brian O'Driscoll as Ireland's most capped player in men's Test history; the only prop with more caps for a single nation is James Slipper, who could make his 143rd Wallabies appearance in this game and become the outright fourth most capped player of all time, surpassing Sergio Parisse (behind Alun Wyn Jones, Sam Whitelock and Richie McCaw).

LAST MATCH DETAILS

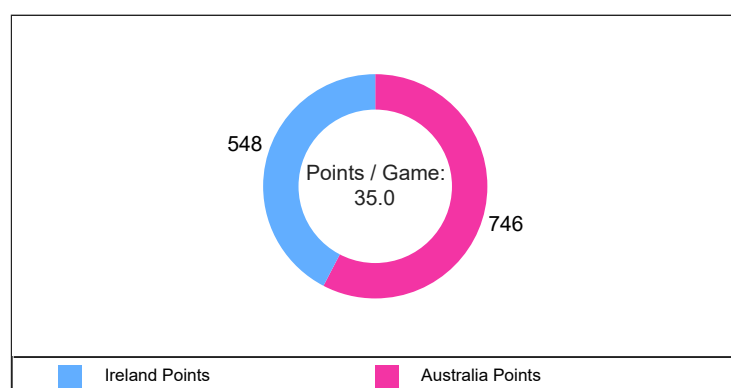
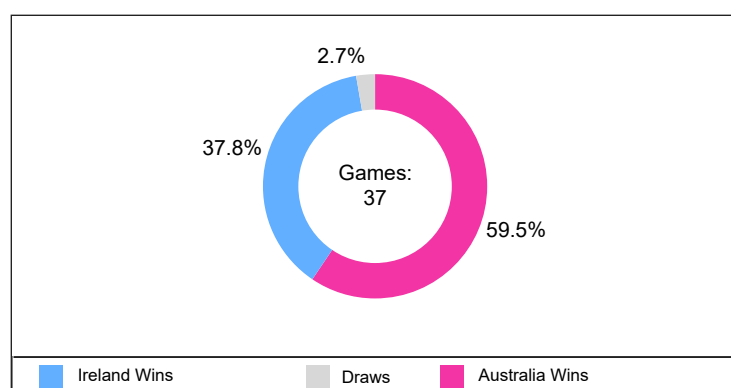
IRELAND								
Autumn Nations Series v Fiji (23/11/2024) 52-17 (W)								
#	Player	Minutes	Points	Tries	Ball Carries	Kicks	Tackles	Cards
15	Jamie Osborne	27	0	0	5	4	1	0
14	Mack Hansen	80	10	2	9	1	3	0
13	Robbie Henshaw	48	0	0	7	0	4	0
12	Bundee Aki	73	5	1	17	0	8	0
11	Jacob Stockdale	49	0	0	10	1	1	0
10	Sam Prendergast	70	10	0	6	7	8	1
9	Craig Casey	80	7	1	4	5	9	0
1	Andrew Porter	48	0	0	4	0	5	0
2	Gus McCarthy	80	5	1	9	0	7	0
3	Finlay Bealham	48	0	0	3	0	8	0
4	Joe McCarthy	80	0	0	8	0	10	0
5	Tadhg Beirne	80	0	0	10	0	13	0
6	Cormac Izuchukwu	51	0	0	3	0	6	0
7	Josh van der Flier	48	5	1	5	0	11	0
8	Caelan Doris	80	5	1	16	0	17	0
16	Ronan Kelleher	7	5	1	1	0	0	0
17	Tom O'Toole	32	0	0	0	0	1	0
18	Thomas Clarkson	32	0	0	2	0	4	0
19	Iain Henderson	29	0	0	4	0	2	0
20	Cian Prendergast	32	0	0	0	0	3	0
21	Conor Murray	31	0	0	1	0	6	0
22	Ciaran Frawley	53	0	0	7	2	5	0
23	Stuart McCloskey	32	0	0	5	0	5	0
Team Total		-	52	8	136	20	137	1

AUSTRALIA								
Autumn Nations Series v Scotland (24/11/2024) 27-13 (L)								
#	Player	Minutes	Points	Tries	Ball Carries	Kicks	Tackles	Cards
15	Tom Wright	80	0	0	4	4	6	0
14	Andrew Kellaway	80	0	0	2	2	15	0
13	Joseph-Aukuso Suaalii	30	0	0	2	0	3	0
12	Len Ikitau	80	0	0	9	2	15	0
11	Harry Potter	80	5	1	9	1	7	0
10	Noah Lolesio	72	6	0	6	6	6	0
9	Jake Gordon	60	0	0	3	3	4	0
1	Angus Bell	52	0	0	4	0	13	0
2	Brandon Paenga-Amosa	52	0	0	2	0	8	0
3	Allan Alaalatoa	52	0	0	0	0	7	0
4	Lukhan Salakaia-Loto	80	0	0	6	0	5	0
5	Will Skelton	49	0	0	7	0	9	0
6	Rob Valetini	63	0	0	6	1	11	0
7	Carlo Tizzano	80	0	0	9	0	21	0
8	Harry Wilson	80	0	0	11	1	13	0
16	Billy Pollard	28	0	0	1	0	4	0
17	Isaac Kailea	28	0	0	4	0	5	0
18	Zane Nonggorr	28	0	0	3	0	4	0
19	Nick Frost	31	0	0	5	0	1	0
20	Langi Gleeson	17	0	0	4	0	3	0
21	Tate McDermott	20	0	0	2	2	1	0
22	Ben Donaldson	8	2	0	1	0	0	0
23	Max Jorgensen	50	0	0	2	2	8	0
Team Total		-	13	1	102	24	169	0

HEAD TO HEAD

All Time

	Games	Ireland Wins	Draws	Australia Wins
Overall:	37	14	1	22
Ireland at Home:	20	8	1	11
Australia at Home:	16	5	0	11
Neutral Venue:	1	1	0	0



LAST 10 MEETINGS

Year	Date	Team	Score	Opposition	Venue	Winner
2018	09/06/2018	Australia	18-9	Ireland	Brisbane	Australia
2022	19/11/2022	Ireland	13-10	Australia	Aviva Stadium	Ireland
2018	23/06/2018	Australia	16-20	Ireland	Sydney	Ireland
	16/06/2018	Australia	21-26	Ireland	Marvel Stadium	Ireland
2016	26/11/2016	Ireland	27-24	Australia	Aviva Stadium	Ireland
2014	22/11/2014	Ireland	26-23	Australia	Aviva Stadium	Ireland
2013	16/11/2013	Ireland	15-32	Australia	Aviva Stadium	Australia
2011	17/09/2011	Australia	6-15	Ireland	Auckland	Ireland
		Ireland	15-6	Australia	Auckland	Ireland
2010	26/06/2010	Australia	22-15	Ireland	Brisbane	Australia
2009	15/11/2009	Ireland	20-20	Australia	Croke Park	Match drawn

RESULTS

Since 2023

IRELAND								
Date	Opponent	Comp	H/A	Result	F	A	TF	TA
04/02/2023	Wales	Six Nations	A	W	34	10	4	1
11/02/2023	France	Six Nations	H	W	32	19	4	1
25/02/2023	Italy	Six Nations	A	W	34	20	5	2
12/03/2023	Scotland	Six Nations	A	W	22	7	3	1
18/03/2023	England	Six Nations	H	W	29	16	4	1
05/08/2023	Italy	International	H	W	33	17	5	2
19/08/2023	England	International	H	W	29	10	5	1
26/08/2023	Samoa	International	H	W	17	13	3	1
09/09/2023	Romania	RWC	H	W	82	8	12	1
16/09/2023	Tonga	RWC	H	W	59	16	8	1
23/09/2023	South Africa	RWC	A	W	13	8	1	1
07/10/2023	Scotland	RWC	H	W	36	14	6	2
14/10/2023	New Zealand	RWC	H	L	24	28	3	3
02/02/2024	France	Six Nations	A	W	38	17	5	2
11/02/2024	Italy	Six Nations	H	W	36	0	6	0
24/02/2024	Wales	Six Nations	H	W	31	7	4	1
09/03/2024	England	Six Nations	A	L	22	23	2	3
16/03/2024	Scotland	Six Nations	H	W	17	13	2	1
06/07/2024	South Africa	International	A	L	20	27	3	3
13/07/2024	South Africa	International	A	W	25	24	1	0
08/11/2024	New Zealand	Autumn Nations Series	H	L	13	23	1	1
15/11/2024	Argentina	Autumn Nations Series	H	W	22	19	3	1
23/11/2024	Fiji	Autumn Nations Series	H	W	52	17	8	2
Average					27.3	16.2	3.7	1.4

AUSTRALIA								
Date	Opponent	Comp	H/A	Result	F	A	TF	TA
08/07/2023	South Africa	The Rugby Championship	A	L	12	43	2	6
15/07/2023	Argentina	The Rugby Championship	H	L	31	34	4	4
29/07/2023	New Zealand	The Rugby Championship	H	L	7	38	1	6
05/08/2023	New Zealand	International	A	L	20	23	2	2
27/08/2023	France	International	A	L	17	41	3	4
09/09/2023	Georgia	RWC	H	W	35	15	4	2
17/09/2023	Fiji	RWC	H	L	15	22	2	1
24/09/2023	Wales	RWC	A	L	6	40	0	3
01/10/2023	Portugal	RWC	H	W	34	14	5	2
06/07/2024	Wales	International	H	W	25	16	3	1
13/07/2024	Wales	International	H	W	36	28	4	4
20/07/2024	Georgia	International	H	W	40	29	6	4
10/08/2024	South Africa	The Rugby Championship	H	L	7	33	1	5
17/08/2024	South Africa	The Rugby Championship	H	L	12	30	0	4
31/08/2024	Argentina	The Rugby Championship	A	W	20	19	2	1
07/09/2024	Argentina	The Rugby Championship	A	L	27	67	3	9
21/09/2024	New Zealand	The Rugby Championship	H	L	28	31	4	4
28/09/2024	New Zealand	The Rugby Championship	A	L	13	33	1	5
09/11/2024	England	Autumn Nations Series	A	W	42	37	5	5
17/11/2024	Wales	Autumn Nations Series	A	W	52	20	8	2
24/11/2024	Scotland	Autumn Nations Series	A	L	13	27	1	4
Average					25.1	31.0	3.1	3.9

FORM - IRELAND

All Competitions

IRELAND						
Record	Date	Opponent	Comp	Score	Days Since	Games Since
Last Win	23/11/2024	Fiji	Autumn Nations Series	52-17	3	0
Last Loss	08/11/2024	New Zealand	Autumn Nations Series	13-23	18	2
Last Home Win	23/11/2024	Fiji	Autumn Nations Series	52-17	3	0
Last Home Loss	08/11/2024	New Zealand	Autumn Nations Series	13-23	18	2
Last Away Win	13/07/2024	South Africa	International	25-24	136	3
Last Away Loss	06/07/2024	South Africa	International	20-27	143	4

AUSTRALIA						
Record	Date	Opponent	Comp	Score	Days Since	Games Since
Last Win	17/11/2024	Wales	Autumn Nations Series	52-20	9	1
Last Loss	24/11/2024	Scotland	Autumn Nations Series	13-27	2	0
Last Home Win	20/07/2024	Georgia	International	40-29	129	9
Last Home Loss	21/09/2024	New Zealand	The Rugby Championship	28-31	66	4
Last Away Win	17/11/2024	Wales	Autumn Nations Series	52-20	9	1
Last Away Loss	24/11/2024	Scotland	Autumn Nations Series	13-27	2	0

LAST MEETING - STATISTICS

Ireland 13-10 Australia (2022-11-19 - Autumn Nations Series)

Ireland	Australia
1	Tries
1	Conversions
2	Penalty Goals
100	Ball Carries
6	Offloads
1	Line Breaks
15	Defenders Beaten
551	Carry Metres
205	Total Tackles
27	Missed Tackle
6	Turnovers Won
10	Turnover Conceded
18	Lineouts Won
2	Lineouts Lost
12	Total Penalties Conceded
26	Kicks in Play

#	Player	Minutes Played	Tries	Points	Ball Carries	Defenders Beaten	Tackles	Tackles - Success	Turnovers Won	Pens Conceded
15	Hugo Keenan	80	0	0	5	0	11	7	0	0
14	Mack Hansen	80	0	0	8	2	10	8	0	0
13	Garry Ringrose	80	0	0	7	0	15	7	0	1
12	Stuart McCloskey	54	0	0	11	3	8	6	0	0
11	Jimmy O'Brien	80	0	0	4	1	7	4	0	0
10	Jack Crowley	72	0	5	3	0	10	8	1	0
9	Jamison Gibson-Park	62	0	0	3	0	7	6	0	0
1	Andrew Porter	72	0	0	6	1	15	13	1	3
2	Dan Sheehan	72	0	0	6	1	15	11	0	0
3	Tadhg Furlong	62	0	0	3	0	13	11	0	0
4	Tadhg Beirne	60	0	0	3	0	15	13	1	2
5	James Ryan	80	0	0	4	1	18	16	1	1
6	Peter O'Mahony	50	0	0	3	0	6	4	0	1
7	Josh van der Flier	80	0	0	6	1	29	24	0	0
8	Caelan Doris	80	0	0	14	4	23	21	2	2
16	Rob Herring	8	0	0	0	0	1	1	0	0
17	Cian Healy	8	0	0	0	0	2	2	0	0
18	Finlay Bealham	18	0	0	1	0	5	4	0	0
19	Joe McCarthy	20	0	0	1	0	6	4	0	2
20	Jack Conan	30	0	0	5	0	6	4	0	0
21	Craig Casey	18	0	0	2	0	2	1	0	0
22	Ross Byrne	8	0	3	1	0	1	1	0	0
23	Bundee Aki	26	1	5	4	1	4	2	0	0

#	Player	Minutes	Tries	Points	Ball Carries	Defenders Beaten	Tackles	Tackles - Success	Turnovers Won	Pens Conceded
15	Andrew Kellaway	60	0	0	6	3	8	6	0	0
14	Mark Nawaqanitawase	80	0	0	15	4	6	4	0	1
13	Len Ikitau	80	0	0	4	1	11	10	0	1
12	Hunter Paisami	3	0	0	1	0	0	0	0	0
11	Tom Wright	80	0	0	13	5	1	1	0	0
10	Bernard Foley	80	0	5	8	0	9	7	0	0
9	Nic White	73	0	0	7	4	11	6	0	0
1	James Slipper	76	0	0	11	0	13	11	0	0
2	Dave Porecki	24	0	0	1	0	3	3	0	2
3	Allan Alaalatoa	78	0	0	8	0	12	11	0	2
4	Nick Frost	80	0	0	7	1	10	8	0	0
5	Cadeyrn Neville	52	0	0	3	0	8	8	0	1
6	Jed Holloway	80	0	0	7	2	7	7	2	0
7	Michael Hooper	80	0	0	5	0	16	15	3	0
8	Rob Valetini	45	0	0	13	0	11	9	0	1
16	Folau Fainga'a	46	0	0	3	0	5	3	0	1
17	Tom Robertson	4	0	0	2	0	0	0	0	0
18	Taniela Tupou	4	0	0	0	0	0	0	0	0
19	Will Skelton	28	0	0	8	4	3	2	0	1
20	Pete Samu	32	0	0	3	0	6	6	0	0
21	Jake Gordon	27	0	0	1	0	1	0	0	2
22	Noah Lolesio	0	0	0	0	0	0	0	0	0
23	Jordan Petaia	74	1	5	10	3	4	3	0	0

TEAM ANALYSIS
2024 INTERNATIONALS

TEAM ANALYSIS - MATCH AVERAGES

2024 INTERNATIONALS

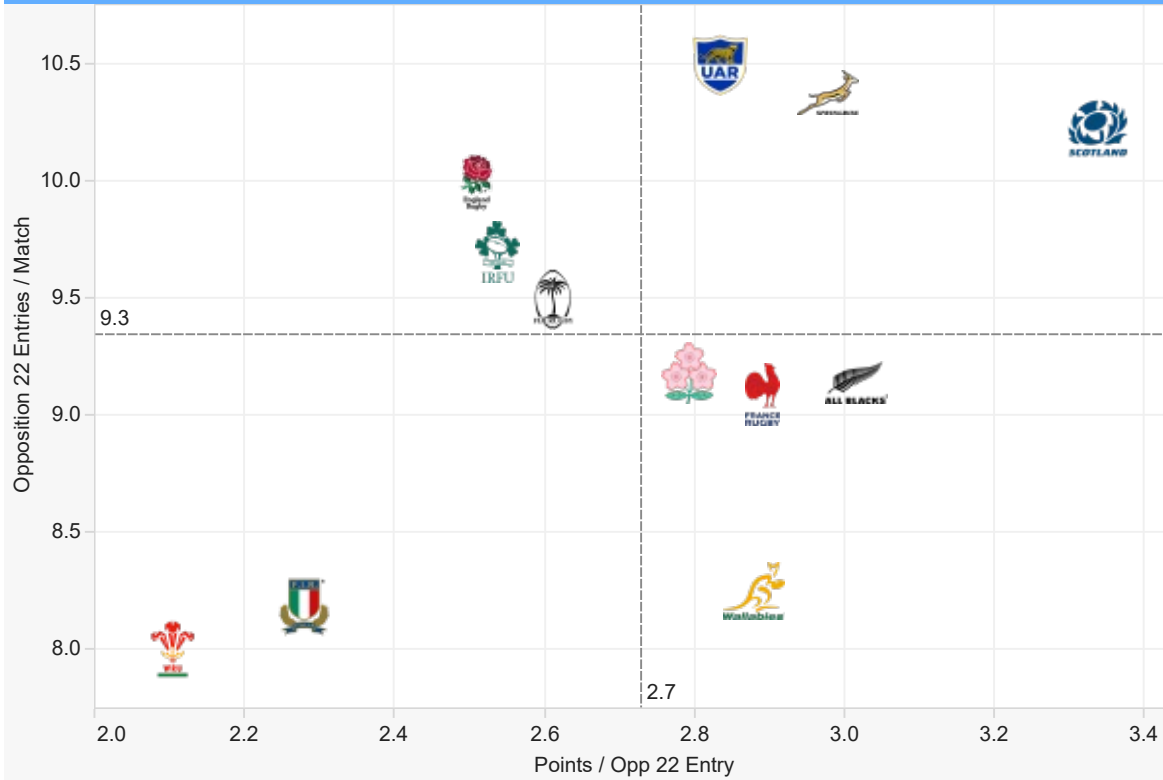
		
27.6	Points	26.3
3.5	Tries	3.2
75.0%	Goal Kicking %	83.9%
129.8	Carries	126.6
724.2	Carry Metres	765.4
9.7	Opposition 22 Entries	8.3
2.5	Points / Opp 22 Entry	2.9
6.6	Line Breaks	5.4
23.9	Defenders Beaten	20.8
7.4	Offloads	5.6
186.5	Passes	162.1
26.2	Kicks From Hand	24.3
158.7	Tackles	161.0
22.0	Missed Tackles	22.6
86.1%	Tackle %	86.0%
8.9	Dominant Tackles	7.8
10.3	Pens Conceded	10.9
1.0	Yellow Cards	0.4
0	Red Cards (Total)	2
4.3	Turnovers Won	5.3
12.7	Turnovers Conceded	11.2
85.9%	Lineout Success %	87.3%
89.5%	Scrum Success %	94.9%
97.3%	Ruck Success %	96.8%
40.3%	Gainline Forward %	48.5%

All stats are on a per match basis (unless stated otherwise)

TEAM ANALYSIS - 22 ENTRIES

2024 INTERNATIONALS

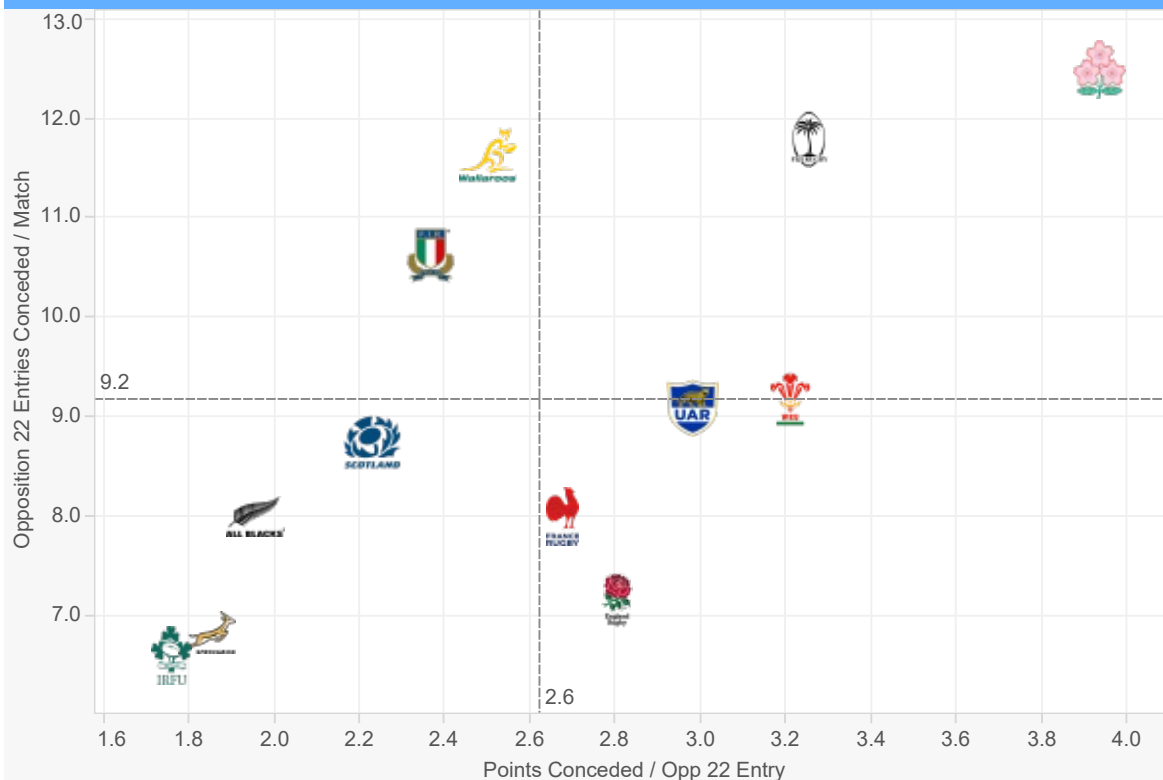
22 ENTRIES FOR



22 Entries / Match	
Argentina	10.5
South Africa	10.4
Scotland	10.2
England	10.0
Ireland	9.7
Fiji	9.5
Japan	9.2
New Zealand	9.1
France	9.1
Australia	8.3
Italy	8.2
Wales	8.0

Points / Entry	
Scotland	3.3
New Zealand	3.0
South Africa	3.0
France	2.9
Australia	2.9
Argentina	2.8
Japan	2.8
Fiji	2.6
Ireland	2.5
England	2.5
Italy	2.3
Wales	2.1

22 ENTRIES AGAINST



22 Entries Con. / Match	
Japan	12.5
Fiji	11.8
Australia	11.6
Italy	10.6
Wales	9.2
Argentina	9.1
Scotland	8.8
New Zealand	8.0
France	8.0
England	7.2
South Africa	6.8
Ireland	6.6

Points Con / Entry	
Japan	3.9
Fiji	3.3
Wales	3.2
Argentina	3.0
England	2.8
France	2.7
Australia	2.5
Italy	2.4
Scotland	2.2
New Zealand	2.0
South Africa	1.8
Ireland	1.8

TEAM ANALYSIS - POINTS & TRIES

2024 INTERNATIONALS

POINTS PER PERIOD

	SCORED					CONCEDED				
	Total	1'-20'	21'-HT	HT-60'	61'-80'	Total	1'-20'	21'-HT	HT-60'	61'-80'
Argentina	380	72	105	80	123	311	94	105	68	44
Australia	315	83	84	55	93	334	72	92	59	111
England	340	93	89	95	63	282	66	89	41	86
Fiji	272	55	54	87	76	185	62	38	28	57
France	336	81	92	91	72	225	50	53	53	69
Ireland	276	73	79	37	87	156	39	25	49	43
Italy	223	72	47	39	65	219	50	56	39	74
Japan	290	76	77	50	87	310	74	95	63	78
New Zealand	431	120	152	75	84	270	67	67	71	65
Scotland	464	109	132	92	131	177	38	40	40	59
South Africa	436	117	97	73	149	199	56	75	30	38
Wales	172	23	56	29	64	359	92	79	67	121
Total	3,935	974	1,064	803	1,094	3,027	760	814	608	845

TRIES PER PERIOD

	SCORED					CONCEDED				
	Total	1'-20'	21'-HT	HT-60'	61'-80'	Total	1'-20'	21'-HT	HT-60'	61'-80'
Argentina	48	7	14	10	17	37	12	12	7	6
Australia	38	9	9	7	13	43	9	11	7	16
England	42	11	10	13	8	32	8	9	5	10
Fiji	37	8	7	11	11	27	9	5	4	9
France	37	9	9	11	8	26	5	5	7	9
Ireland	35	8	9	5	13	12	2	1	5	4
Italy	24	8	3	5	8	29	6	7	5	11
Japan	39	10	10	7	12	45	10	15	9	11
New Zealand	53	16	20	8	9	29	7	6	7	9
Scotland	62	15	16	12	19	21	4	5	5	7
South Africa	55	17	12	6	20	19	5	8	2	4
Wales	22	2	7	4	9	44	10	10	9	15
Total	492	120	126	99	147	364	87	94	72	111

TRY ORIGIN

	SCORED									CONCEDED								
	Total	Counter Attack	Free Kick	Lineout	Penalty	Scrum	Start Half	Tap Penalty	Turnover	Total	Counter Attack	Free Kick	Lineout	Penalty	Scrum	Start Half	Tap Penalty	Turnover
Argentina	58	9	0	18	0	7	1	3	20	45	6	0	19	0	5	0	2	13
Australia	45	7	2	20	1	5	0	2	8	52	8	0	20	0	6	0	3	15
England	49	7	0	26	0	3	1	2	10	39	6	2	15	0	3	0	1	12
Fiji	41	4	1	14	0	9	1	2	10	29	1	1	16	1	5	0	2	3
France	48	10	1	11	0	10	0	2	14	30	3	0	17	0	5	1	0	4
Ireland	34	0	0	23	0	3	1	3	4	16	2	0	6	1	1	1	1	4
Italy	29	3	0	11	0	4	0	1	10	37	9	0	14	0	4	0	1	9
Japan	48	8	0	17	0	3	0	4	16	54	9	0	22	0	5	0	3	15
New Zealand	65	12	2	24	0	7	0	2	18	34	5	0	15	0	5	0	1	8
Scotland	74	11	0	35	1	5	0	2	20	22	1	0	7	0	4	1	5	4
South Africa	63	6	1	25	1	8	0	3	19	20	1	1	11	0	1	1	1	4
Wales	28	2	0	17	0	2	0	4	3	53	8	1	19	1	7	0	2	15
Total	582	79	7	241	3	66	4	30	152	431	59	5	181	3	51	4	22	106

Max & Min values are highlighted per time-frame/phase/section

PLAYER RANKINGS
2024 INTERNATIONALS

PLAYER RANKINGS - POINTS

2024 INTERNATIONALS

POINTS

		Games	Points	Minutes	Pens	Conv	Drop Goals	Tries	
1	D. McKenzie	New Zealand	14	143	854	26	30	0	1
2	T. Alborno	Argentina	12	110	691	13	28	0	3
3	T. Ramos	France	8	105	640	19	24	0	0
4	J. Crowley	Ireland	9	91	658	14	18	1	2
5	M. Smith	England	9	88	588	11	21	1	2
6	N. Lolesio	Australia	11	87	734	17	18	0	0
7	F. Russell	Scotland	7	82	560	17	13	0	1
7	C. Muntz	Fiji	9	82	659	11	22	0	1
9	S. Lee	Japan	7	76	461	8	21	0	2
10	P. Garbisi	Italy	11	75	850	14	14	0	1

GOAL KICKING (MADE)

		Games	Minutes	Goals	Misses	Pens	Pens Missed	Conv	Conv Missed	Goal Kicking %	
1	D. McKenzie	New Zealand	14	854	56	16	26	6	30	10	77.8%
2	T. Ramos	France	8	640	43	5	19	2	24	3	89.6%
3	T. Alborno	Argentina	12	691	41	11	13	2	28	9	78.8%
4	N. Lolesio	Australia	11	734	35	9	17	3	18	6	79.5%
5	C. Muntz	Fiji	9	659	33	8	11	0	22	8	80.5%
6	M. Smith	England	9	588	32	9	11	2	21	7	78.0%
6	J. Crowley	Ireland	9	658	32	11	14	3	18	8	74.4%
8	F. Russell	Scotland	7	560	30	4	17	1	13	3	88.2%
9	H. Pollard	South Africa	11	477	29	6	16	3	13	3	82.9%
9	S. Lee	Japan	7	461	29	1	8	1	21	0	96.7%

GOAL KICKING (%)*

		Games	Kicks	Made	Available Points	Points Scored	Expected Points	Pts Gained	Goal Kicking %	
1	Leo Berdeu	France	1	7	7	19	19	14.1	4.9	100.0%
2	Seungsin Lee	Japan	6	30	29	69	60.9	5.1	96.7%	
3	Ben Donaldson	Australia	6	15	14	34	32	27.4	4.6	93.3%
4	Santiago Carreras	Argentina	6	20	18	49	45	41.9	3.1	90.0%
5	Thomas Ramos	France	8	48	43	117	105	92.2	12.8	89.6%
6	Finn Russell	Scotland	7	34	30	86	77	72.4	4.6	88.2%
7	Ben Thomas	Wales	3	8	7	20	17	14.7	2.3	87.5%
8	Beauden Barrett	New Zealand	4	15	13	32	28	24.9	3.1	86.7%
9	Martin Page-Relo	Italy	5	7	6	21	18	5.1	12.9	85.7%
9	Ioan Lloyd	Wales	3	7	6	14	12	10.4	1.6	85.7%

*Minimum 5 Kicks at Goal



IRELAND



AUSTRALIA

PLAYER RANKINGS - TRIES

2024 INTERNATIONALS

TRIES

		Games	Minutes Played	Tries	Tries / 80	
1	D. van der Merwe	Scotland	10	798	9	0.9
2	D. Riley	Japan	10	800	7	0.7
2	M. Tele'a	New Zealand	10	646	7	0.9
2	C. Clarke	New Zealand	9	643	7	0.9
2	W. Jordan	New Zealand	10	716	7	0.8
6	M. Mapimpi	South Africa	5	390	6	1.2
6	T. Wright	Australia	11	880	6	0.5
8	J. Mallia	Argentina	9	684	5	0.6
8	K. Arendse	South Africa	9	662	5	0.6
8	D. Graham	Scotland	3	225	5	1.8
8	A. Fassi	South Africa	8	597	5	0.7
8	D. Sheehan	Ireland	6	330	5	1.2
8	M. Carreras	Argentina	10	742	5	0.5
8	I. Feyi-Waboso	England	9	426	5	0.9

TRY ASSISTS

		Games	Minutes Played	Try Assists	Try Assists / 80	
1	B. Barrett	New Zealand	11	697	9	1.0
2	M. Smith	England	9	588	7	1.0
3	J. Gibson-Park	Ireland	7	447	6	1.1
4	D. McKenzie	New Zealand	14	854	5	0.5
4	H. Jones	Scotland	10	785	5	0.5
4	N. Saito	Japan	5	302	5	1.3
4	T. McDermott	Australia	11	278	5	1.4
4	T. Alborno	Argentina	12	691	5	0.6
4	S. Lee	Japan	7	461	5	0.9
10	A. Hastings	Scotland	5	259	4	1.2
10	D. Riley	Japan	10	800	4	0.4
10	A. Mitchell	England	7	451	4	0.7
10	F. Lomani	Fiji	9	514	4	0.6
10	S. Chocobares	Argentina	8	546	4	0.6

TRY INVOLVEMENTS

		Games	Minutes Played	Try Involvements	% of Team Total	
1	B. Barrett	New Zealand	11	697	11	11.7%
1	D. Riley	Japan	10	800	11	15.7%
3	D. van der Merwe	Scotland	10	798	9	8.5%
3	M. Tele'a	New Zealand	10	646	9	9.6%
3	M. Smith	England	9	588	9	12.7%
3	W. Jordan	New Zealand	10	716	9	9.6%
7	H. Jones	Scotland	10	785	8	7.5%
7	M. Mapimpi	South Africa	5	390	8	9.1%
7	T. Wright	Australia	11	880	8	13.6%
7	T. Alborno	Argentina	12	691	8	9.9%
7	A. Fassi	South Africa	8	597	8	9.1%
7	J. Dobie	Scotland	7	265	8	9.4%
7	K. Salawa	Fiji	9	614	8	13.3%



PLAYER RANKINGS - CARRIES

2024 INTERNATIONALS

CARRIES

		Games	Total
1	B. Earl	England	12 184
2	A. Savea	New Zealand	13 166
3	C. Doris	Ireland	10 121
3	W. Sititi	New Zealand	10 121
5	J. Oviedo	Argentina	11 119
6	R. Valetini	Australia	12 118
7	D. McKenzie	New Zealand	14 116
8	H. Wilson	Australia	9 114
9	P. Matera	Argentina	11 111
10	T. Wright	Australia	11 104

		Minutes	Per 80*
1	J. Wiese	South Africa	375 18.1
2	S. Negri	Italy	405 17.0
3	B. Earl	England	960 15.3
4	W. Sititi	New Zealand	659 14.7
5	E. Louw	South Africa	371 14.0
6	K. Himeno	Japan	314 14.0
7	E. Meafou	France	249 13.8
8	P. Matera	Argentina	675 13.2
9	J. Dempsey	Scotland	469 13.1
10	A. Savea	New Zealand	1,015 13.1

METRES

		Games	Total
1	D. Riley	Japan	10 1,096
2	W. Jordan	New Zealand	10 1,065
3	T. Wright	Australia	11 1,032
4	B. Earl	England	12 982
5	A. Savea	New Zealand	13 938
6	C. Clarke	New Zealand	9 912
7	T. Alborno	Argentina	12 897
8	M. Tuitama	Japan	7 855
9	D. van der Merwe	Scotland	10 851
10	M. Ioane	Italy	10 812

		Minutes	Per 80*
1	M. Tuitama	Japan	494 138.5
2	I. Masi	Fiji	270 120.9
3	W. Jordan	New Zealand	716 119.0
4	C. Clarke	New Zealand	643 113.5
5	Y. Yazaki	Japan	374 113.5
6	A. Reed	Scotland	240 111.5
7	K. Rowe	Scotland	442 111.3
8	J. Wiese	South Africa	375 111.1
9	D. Riley	Japan	800 109.6
10	L. Barre	France	425 105.8

DEFENDERS BEATEN

		Games	Total
1	D. van der Merwe	Scotland	10 48
2	M. Tele'a	New Zealand	10 45
3	B. Earl	England	12 42
4	C. Kolbe	South Africa	9 40
5	D. McKenzie	New Zealand	14 39
6	A. Savea	New Zealand	13 36
6	T. Wright	Australia	11 36
6	D. Riley	Japan	10 36
6	T. Menoncello	Italy	11 36
10	C. Clarke	New Zealand	9 34

		Minutes	Per 80*
1	M. Tele'a	New Zealand	646 5.6
2	D. Penaud	France	400 5.4
3	D. van der Merwe	Scotland	798 4.8
4	M. Tuitama	Japan	494 4.7
5	K. Rowe	Scotland	442 4.5
6	M. Smith	England	588 4.5
7	C. Kolbe	South Africa	720 4.4
8	S. Feinberg-Mngomez	South Africa	384 4.4
9	B. Delguy	Argentina	452 4.2
10	C. Clarke	New Zealand	643 4.2

*Minimum 240 minutes played



PLAYER RANKINGS - PASSING

2024 INTERNATIONALS

PASSES

		Games	Total
1	S. Fujiwara (Japan)	10	532
2	J. Gordon (Australia)	8	501
3	F. Lomani (Fiji)	9	491
4	J. Gibson-Park (Ireland)	7	485
5	G. Bertranou (Argentina)	10	461
6	C. Ratima (New Zealand)	11	403
7	T. Williams (Wales)	6	391
8	T. Perenara (New Zealand)	9	388
9	N. Saito (Japan)	5	362
10	A. Mitchell (England)	7	336

		Minutes	Per 80*
1	S. Fujiwara (Japan)	433	98.3
2	N. Saito (Japan)	302	95.9
3	J. Gibson-Park (Ireland)	447	86.8
4	T. McDermott (Australia)	278	84.3
5	J. Gordon (Australia)	479	83.7
6	T. Williams (Wales)	376	83.2
7	C. Ratima (New Zealand)	393	82.0
8	T. Perenara (New Zealand)	381	81.5
9	F. Lomani (Fiji)	514	76.4
10	G. Horne (Scotland)	298	76.2

PASSING ACCURACY**

		Total	%
1	C. Roigard (New Zealand)	243	99.6%
2	K. Hardy (Wales)	110	99.1%
3	B. Serin (France)	101	99.0%
4	J. Dobie (Scotland)	163	98.8%
5	S. Varney (Italy)	149	98.7%
6	E. Bevan (Wales)	196	98.5%
7	G. Williams (South Africa)	233	98.3%
8	C. Ratima (New Zealand)	403	98.3%
9	N. White (Australia)	203	98.0%
10	B. White (Scotland)	323	97.8%

BREAK ASSIST PASSES

		Games	Total
1	D. McKenzie (New Zealand)	14	19
2	S. McDowall (Scotland)	7	8
2	A. Fassi (South Africa)	8	8
4	R. Henshaw (Ireland)	9	7
4	T. Wright (Australia)	11	7
4	S. Tuipulotu (Scotland)	8	7
4	P. Garbisi (Italy)	11	7
8	B. Barrett (New Zealand)	11	6
8	S. Kolisi (South Africa)	9	6
8	F. Russell (Scotland)	7	6
8	D. Riley (Japan)	10	6
8	T. Alborno (Argentina)	12	6
8	S. Prendergast (Ireland)	2	6

OFFLOADS

		Games	Total
1	R. Snyman (South Africa)	6	18
2	M. Ioane (Italy)	10	16
2	S. Reece (New Zealand)	9	16
4	W. Sititi (New Zealand)	10	15
5	D. McKenzie (New Zealand)	14	14
5	W. Jordan (New Zealand)	10	14
7	J. Lowe (Ireland)	9	13
8	H. Jones (Scotland)	10	12
8	M. Tele'a (New Zealand)	10	12
8	J. Oviedo (Argentina)	11	12

		Minutes	Per 80*
1	R. Snyman (South Africa)	353	4.1
2	D. Penaud (France)	400	2.2
3	S. Reece (New Zealand)	589	2.2
4	C. Reinach (South Africa)	257	1.9
5	W. Sititi (New Zealand)	659	1.8
6	B. Dixon (South Africa)	271	1.8
7	L. Barre (France)	425	1.7
8	M. Ioane (Italy)	795	1.6
9	J. Wainiqolo (Fiji)	399	1.6
10	W. Jordan (New Zealand)	716	1.6

*Minimum 240 minutes played **Minimum 100 Passes



PLAYER RANKINGS - KICKS

2024 INTERNATIONALS

KICKS IN PLAY

		Games	Total
1	D. McKenzie	New Zealand	14 106
2	F. Russell	Scotland	7 99
3	T. Alborno	Argentina	12 93
4	P. Garbisi	Italy	11 91
5	A. Mitchell	England	7 79
6	B. Barrett	New Zealand	11 72
7	N. Lolesio	Australia	11 70
8	F. Lomani	Fiji	9 64
8	J. Crowley	Ireland	9 64
10	T. Williams	Wales	6 62

		Minutes	Per 80*
1	F. Russell	Scotland	560 14.1
2	A. Mitchell	England	451 14.0
3	N. Le Garrec	France	244 13.4
4	T. Williams	Wales	376 13.2
5	S. Varney	Italy	246 12.0
6	B. White	Scotland	406 11.6
7	T. Alborno	Argentina	691 10.8
8	S. Feinberg-Mngomez	South Africa	384 10.4
9	F. Lomani	Fiji	514 10.0
10	D. McKenzie	New Zealand	854 9.9

KICKING METRES

		Games	Total
1	F. Russell	Scotland	7 3,432
2	T. Alborno	Argentina	12 3,323
3	D. McKenzie	New Zealand	14 3,210
4	P. Garbisi	Italy	11 2,720
5	J. Lowe	Ireland	9 2,214
6	A. Mitchell	England	7 2,163
7	T. Ramos	France	8 2,007
8	S. Carreras	Argentina	11 1,959
9	N. Lolesio	Australia	11 1,958
10	B. Barrett	New Zealand	11 1,949

		Minutes	Per 80*
1	F. Russell	Scotland	560 490.3
2	N. Le Garrec	France	244 408.3
3	T. Alborno	Argentina	691 384.7
4	A. Mitchell	England	451 383.6
5	T. Williams	Wales	376 362.3
6	S. Lee	Japan	461 327.8
7	S. Feinberg-Mngomez	South Africa	384 309.4
8	B. White	Scotland	406 301.8
9	D. McKenzie	New Zealand	854 300.7
10	S. Varney	Italy	246 288.6

METRES / KICKS IN PLAY**

		Games	Avg*
1	Blair Kinghorn	Scotland	5 45.0
2	Leo Barre	France	6 39.7
3	James Lowe	Ireland	9 39.5
4	Cameron Winnett	Wales	9 39.0
5	Freddie Steward	England	4 37.2
6	Jordie Barrett	New Zealand	11 36.8
7	Santiago Carreras	Argentina	11 36.3
8	Tomas Alborno	Argentina	12 35.7
9	Juan Cruz Mallia	Argentina	9 35.5
10	Seungsin Lee	Japan	7 35.0

*Minimum 240 minutes played **Minimum 2 Kicks / 80min



PLAYER RANKINGS - LINEOUTS

2024 INTERNATIONALS

LINEOUTS WON (INC. STEALS)

		Games	Total	
1	W. Dearn	Japan	10	52
2	M. Itoje	England	12	50
3	F. Ruzza	Italy	10	47
4	J. Gonzalez	Argentina	9	41
5	E. Etzebeth	South Africa	12	39
6	N. Frost	Australia	9	37
7	S. Cummings	Scotland	9	35
8	T. Beirne	Ireland	9	34
8	L. Salakaia-Loto	Australia	10	34
8	R. Nortje	South Africa	5	34

		Minutes	Per 80*	
1	R. Nortje	South Africa	369	7.4
2	M. Vocevoce	Fiji	348	7.1
3	F. Ruzza	Italy	592	6.4
4	A. Beard	Wales	407	6.3
5	F. Mostert	South Africa	268	5.7
6	L. Salakaia-Loto	Australia	492	5.5
7	W. Dearn	Japan	761	5.5
8	F. Molina	Argentina	479	5.3
9	J. Gonzalez	Argentina	619	5.3
10	O. Chessum	England	331	5.1

LINEOUT STEALS

		Games	Total	
1	W. Dearn	Japan	10	8
2	L. Salakaia-Loto	Australia	10	7
2	M. Derenalagi	Fiji	8	7
2	T. Vaa'i	New Zealand	13	7
5	M. Itoje	England	12	5
6	E. Etzebeth	South Africa	12	4
6	P. Tuipulotu	New Zealand	8	4
6	P. du Toit	South Africa	10	4
6	T. Beirne	Ireland	9	4
6	S. Cummings	Scotland	9	4
6	E. Ashman	Scotland	10	4
6	N. Frost	Australia	9	4
6	J. Moro	Argentina	1	4

		Minutes	Per 80*	
1	L. Salakaia-Loto	Australia	492	1.1
2	M. Derenalagi	Fiji	534	1.0
3	P. Tuipulotu	New Zealand	352	0.9
4	W. Dearn	Japan	761	0.8
5	E. Ashman	Scotland	394	0.8
6	T. Vaa'i	New Zealand	726	0.8
7	O. Chessum	England	331	0.7
8	M. Vocevoce	Fiji	348	0.7
9	J. Bayliss	Scotland	267	0.6
10	N. Frost	Australia	587	0.5

LINEOUT THROWS WON

		Games	Total	
1	J. George	England	12	110
2	C. Taylor	New Zealand	11	93
3	J. Montoya	Argentina	10	83
4	M. Harada	Japan	10	80
5	T. Ikanivere	Fiji	9	72
6	B. Mbonambi	South Africa	9	70
7	M. Faessler	Australia	9	69
7	G. Nicotera	Italy	10	69
9	E. Ashman	Scotland	10	66
10	M. Marx	South Africa	12	65

LINEOUT SUCCESS RATE**

		Games	Total*	
1	E. Dee	Wales	5	96.2%
2	I. Ruiz	Argentina	11	93.3%
3	J. George	England	12	91.7%
4	B. Mbonambi	South Africa	9	90.9%
5	M. Faessler	Australia	9	89.6%
6	D. Lake	Wales	6	89.1%
7	M. Harada	Japan	10	88.9%
8	D. Sheehan	Ireland	6	88.7%
9	J. Montoya	Argentina	10	88.3%
10	A. Aumua	New Zealand	14	87.5%

*Minimum 240 minutes played **Minimum 2 lineout throws / 80



IRELAND



AUSTRALIA

PLAYER RANKINGS - TACKLES & TURNOVERS

2024 INTERNATIONALS

SUCCESSFUL TACKLES

		Games	Total	
1	B. Earl	England	12	160
2	M. Lamaro	Italy	10	155
3	M. Itoje	England	12	147
4	R. Darge	Scotland	10	143
5	T. Reffell	Wales	10	133
6	A. Savea	New Zealand	13	128
6	N. Cannone	Italy	11	128
8	G. Martin	England	10	127
9	S. Barrett	New Zealand	11	126
10	J. Oviedo	Argentina	11	125

		Minutes	Per 80*	
1	A. Griffin	Wales	309	20.2
2	C. Tshiunza	Wales	331	19.1
3	C. Tizzano	Australia	387	18.8
4	J. Ryan	Ireland	314	18.1
5	M. Lamaro	Italy	689	18.0
6	L. Cannone	Italy	365	18.0
7	R. Vintcent	Italy	524	17.9
8	D. Lake	Wales	365	17.8
9	D. Jenkins	Wales	530	17.4
10	T. Costley	Japan	272	17.4

DOMINANT TACKLES

		Games	Total	
1	T. Menoncello	Italy	11	18
2	R. Darge	Scotland	10	17
3	P. Schoeman	Scotland	11	16
3	T. Freeman	England	12	16
3	P. Rubiolo	Argentina	10	16
6	J. Gonzalez	Argentina	9	15
7	M. Kremer	Argentina	9	13
7	M. Lamaro	Italy	10	13
7	G. Martin	England	10	13
10	J. Ryan	Ireland	7	12

TACKLE SUCCESS RATE**

		Minutes	%*	
1	G. Gilchrist	Scotland	523	100.0%
2	E. Dee	Wales	298	97.9%
3	O. Tu'ungafasi	New Zealand	248	94.7%
4	E. Meafou	France	249	94.6%
5	T. du Toit	South Africa	246	93.8%
5	E. Bello	Argentina	256	93.8%
7	J. Dempsey	Scotland	469	93.5%
8	M. Leitch	Japan	240	92.9%
9	P. Schoeman	Scotland	578	92.4%
10	R. Darge	Scotland	663	92.3%

BREAKDOWN STEALS

		Games	Total	
1	T. Vaa'i	New Zealand	13	13
2	W. Dearn	Japan	10	12
3	M. Derenalagi	Fiji	8	11
4	M. Itoje	England	12	10
5	A. Savea	New Zealand	13	9
5	T. Reffell	Wales	10	9
7	T. Beirne	Ireland	9	8
8	P. Tuipulotu	New Zealand	8	7
8	S. Barrett	New Zealand	11	7
8	S. Underhill	England	10	7
8	L. Salakaia-Loto	Australia	10	7
8	G. Lucchesi	Italy	11	7

		Minutes	Per 80*	
1	M. Derenalagi	Fiji	534	1.6
2	P. Tuipulotu	New Zealand	352	1.6
3	T. Vaa'i	New Zealand	726	1.4
4	G. Colombe	France	282	1.4
5	G. Lucchesi	Italy	430	1.3
6	W. Dearn	Japan	761	1.3
7	C. Ratima	New Zealand	393	1.2
8	J. Bayliss	Scotland	267	1.2
9	T. Reffell	Wales	623	1.2
10	L. Salakaia-Loto	Australia	492	1.1

*Minimum 240 minutes played **Minimum 5 tackles / 80



PLAYER RANKINGS - DISCIPLINE

2024 INTERNATIONALS

PENS CONCEDED

		Games	Total	
1	S. Cane	New Zealand	9	7
1	F. Mostert	South Africa	5	7
1	K. Smith	South Africa	11	7
1	S. Cummings	Scotland	9	7
1	T. Tupou	Australia	7	7
1	J. Ryan	Ireland	7	7
1	J. Barrett	New Zealand	11	7
1	H. Wilson	Australia	9	7
1	C. Clarke	New Zealand	9	7
1	T. Reffell	Wales	10	7
1	S. Tawake	Fiji	8	7
1	T. Okabe	Japan	8	7
1	M. Zuliani	Italy	10	7
1	C. Tizzano	Australia	5	7
1	H. Hetet	Fiji	10	7
1	G. Brown	Scotland	4	7

		Minutes	Per 80*	
1	J. Slipper	Australia	243	2.6
2	J. Sclavi	Argentina	419	2.1
3	F. Mostert	South Africa	268	2.1
4	A. Griffin	Wales	309	2.1
5	T. Tupou	Australia	300	1.9
6	G. Lucchesi	Italy	430	1.9
7	A. Bell	Australia	446	1.8
8	A. Porter	Ireland	627	1.8
9	J. Ryan	Ireland	314	1.8
10	H. Hetet	Fiji	322	1.7

CARDS

		Games	Yellows	
1	A. Lienert-Brown	New Zealand	14	3
1	K. Arendse	South Africa	9	3
3	A. Kellaway	Australia	12	2
3	P. O'Mahony	Ireland	8	2
3	C. Clarke	New Zealand	9	2
3	A. Fassi	South Africa	8	2
3	E. Ashman	Scotland	10	2
3	J. Gonzalez	Argentina	9	2
9	E. Daly	England	5	1
9	F. Gomez Kodela	Argentina	3	1
9	U. Atonio	France	6	1
9	W. Le Roux	South Africa	5	1
9	O. Tu'ungafasi	New Zealand	11	1
9	S. Barrett	New Zealand	11	1
9	J. Wiese	South Africa	7	1

		Games	Reds	
1	P. Matera	Argentina	11	1
1	J. Danty	France	3	1
1	S. Kerevi	Australia	1	1
1	A. Esterhuizen	South Africa	3	1
1	P. Willemse	France	1	1
1	C. Ewels	England	1	1
1	A. Cocagi	Fiji	1	1
1	S. Cummings	Scotland	9	1
1	F. Daugunu	Australia	4	1
1	S. Radradra	Fiji	2	1
1	K. Shimokawa	Japan	9	1
1	W. Dearn	Japan	10	1

*Minimum 240 minutes played

