

Insights by **Sage**



# ***PREVIEW REPORT***

***SCOTLAND - FIJI***

***2024 AUTUMN NATIONS SERIES***

***ROUND 1***

***02/11/2024***



***SCOTLAND***





**SCOTLAND vs FIJI**  
2024 AUTUMN NATIONS SERIES



**OPTA FACTS**

- Scotland have won seven of their previous nine men's Test matches against Fiji (L2), including each of their last two; they've won each of their five meetings at Scottish Gas Murrayfield, with those victories coming by an average margin of 20 points.
- Scotland have won each of their last four Test matches by an average margin of 37 points, scoring at least two tries in each half of those games (30 in total); it is Scotland's longest winning run since March-November 2021 (W4).
- Scotland have won five of their last six Test matches at Scottish Gas Murrayfield (L1), with their only loss during that period coming by a margin of just four points (16-20 v France in February 2024); three of Scotland's last four home wins have come despite trailing at half-time.
- Fiji won all four of their games in this year's Pacific Nations Cup with each of those victories coming by more than 15 points; it's the Flying Fijians' longest winning run since June-July 2017, when they also won four in a row – a run that included their most recent victory against Scotland (27-22).
- Fiji have won each of their last two Test matches away to European sides (excl. matches at neutral venues), including a first ever victory against England (30-22 in August 2023), however, they have never won three such matches in a row in their Test history.
- Scotland had the highest tackle success rate of any team in this year's Guinness Men's Six Nations (89.3%), while Fiji had the lowest rate of any team in the 2024 Pacific Nations Cup (80.6%), however, they did rank first for turnovers won in the competition (27).
- Fiji made 38 offloads during the Pacific Nations Cup this year, more than any other side, with four of the seven players to make five or more offloads during the tournament being Fijian (Ilaisa Droasese, Iosefo Masi, Meli Derenalagi, Vuate Karawalevu – 5 each).
- Scotland's Duhan van der Merwe was the joint-top try scorer in the Guinness Six Nations this year (5, level with Dan Sheehan) and has scored a try in each of his last two Tests to become Scotland's top try scorer in men's Test rugby (28, Stuart Hogg – 27); however, he has never scored in three consecutive matches for Scotland.
- Fiji's Tevita Ikanivere made 46 carries in the 2024 Pacific Nations Cup, more than any other player; he gained 82 metres-in-contact from those carries, also a tournament-high.
- This will be Gregor Townsend's 83rd Test as Head Coach of Scotland, a record for a British Head Coach in charge of a men's international team, surpassing Sir Clive Woodward who oversaw 82 England Tests.

# MATCH SQUADS

2024 AUTUMN NATIONS SERIES

Scotland	#	Fiji
Kyle Rowe	15	Isaiah Armstrong-Ravula
Darcy Graham	14	Vuate Karawalevu
Huw Jones	13	Apisalome Vota
Sione Tuipulotu	12	Inia Tabuavou
Duhan van der Merwe	11	Ponipate Loganimasi
Adam Hastings	10	Caleb Muntz
Ali Price	9	Frank Lomani
Pierre Schoeman	1	Haereiti Hetet
Ewan Ashman	2	Tevita Ikanivere
Zander Fagerson	3	Samu Tawake
Grant Gilchrist	4	Isoa Nasilasila
Scott Cummings	5	Ratu Rotuisolia
Matt Fagerson	6	Meli Derenalagi
Rory Darge	7	Kitione Salawa
Jack Dempsey	8	Elia Canakaivata
Dylan Richardson	16	Mesulame Dolokoto
Rory Sutherland	17	Livai Natave
D'Arcy Rae	18	Jone Koroiduadua
Max Williamson	19	Mesake Vocevoce
Gregor Brown	20	Vilive Miramira
Jamie Dobie	21	Simione Kuruvoli
Tom Jordan	22	Kemu Valetini
Stafford McDowall	23	Waqa Nalaga



# SCOTLAND MATCH SQUAD DETAILS

2024 AUTUMN NATIONS SERIES

#	Player	Age	Height	Weight	Caps	Points	Tries
15	Kyle Rowe	26	183	88	7	0	2
14	Darcy Graham	27	177	84	39	120	24
13	Huw Jones	30	185	102	50	85	17
12	Sione Tuipulotu	27	178	103	27	10	2
11	Duhan van der Merwe	29	193	106	41	135	28
10	Adam Hastings	28	189	93	30	117	5
9	Ali Price	31	178	88	67	30	6
1	Pierre Schoeman	30	185	118	34	25	6
2	Ewan Ashman	24	186	113	19	35	8
3	Zander Fagerson	28	189	126	67	15	3
4	Grant Gilchrist	34	202	117	72	5	1
5	Scott Cummings	27	198	115	39	10	2
6	Matt Fagerson	26	185	110	47	20	4
7	Rory Darge	24	185	98	22	25	5
8	Jack Dempsey	30	192	111	20	5	1
16	Dylan Richardson	25	183	106	3	10	3
17	Rory Sutherland	32	183	110	33	0	0
18	D'Arcy Rae	29	185	125	1	0	0
19	Max Williamson	22	198	118	4	0	0
20	Gregor Brown	23	190	109	3	0	0
21	Jamie Dobie	23	178	81	6	5	3
22	Tom Jordan	26	188	95	0	0	0
23	Stafford McDowall	26	193	103	5	5	1

# FIJI MATCH SQUAD DETAILS

2024 AUTUMN NATIONS SERIES

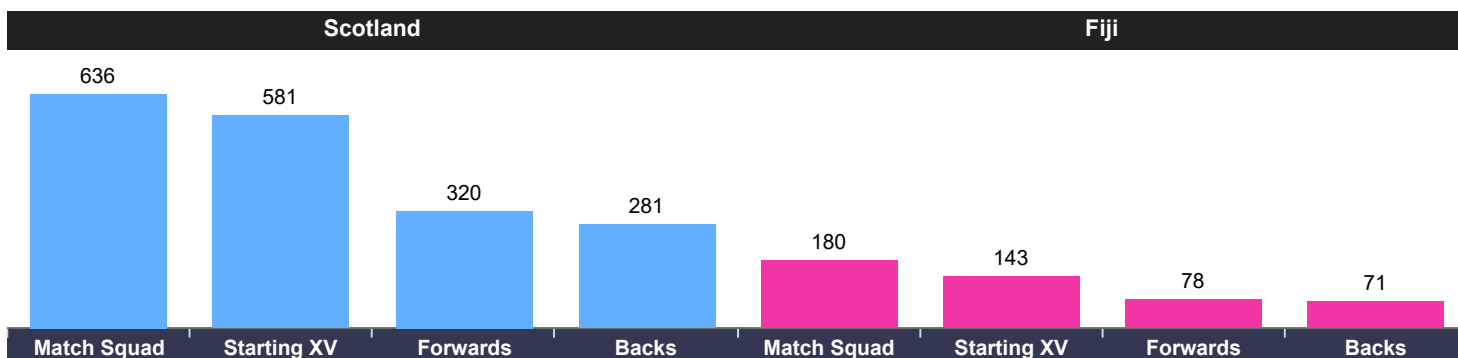


#	Player	Age	Height	Weight	Caps	Points	Tries
15	Isaiah Armstrong-Ravula	20	175	86	6	2	0
14	Vuata Karawalevu	23	193	104	4	15	3
13	Apisalome Vota	28	182	105	3	0	0
12	Inia Tabuavou	22	185	101	6	5	1
11	Ponipate Loganimasi	26	189	91	1	10	2
10	Caleb Muntz	25	178	87	9	92	0
9	Frank Lomani	28	179	86	36	82	10
1	Haereiti Hetet	27	184	130	9	0	0
2	Tevita Ikanivere	25	182	114	18	25	5
3	Samu Tawake	28	183	120	8	0	0
4	Isoa Nasilasila	25	197	117	17	0	0
5	Ratu Rotuisolia	26	196	123	4	5	1
6	Meli Derenalagi	25	192	100	10	5	1
7	Kitione Salawa	23	192	95	6	15	3
8	Elia Canakaivata	28	185	104	6	20	4
16	Mesulame Dolokoto	29	181	112	15	10	2
17	Livai Natave	25	180	120	2	0	0
18	Jone Koroiduadua	27	182	114	2	0	0
19	Mesake Vocevoce	21	197	106	3	0	0
20	Vilive Miramira	25	192	92	3	0	0
21	Simione Kuruvoli	25	173	74	12	33	3
22	Kemu Valetini	30	185	110	0	0	0
23	Waqa Nalaga	21	177	91	0	0	0

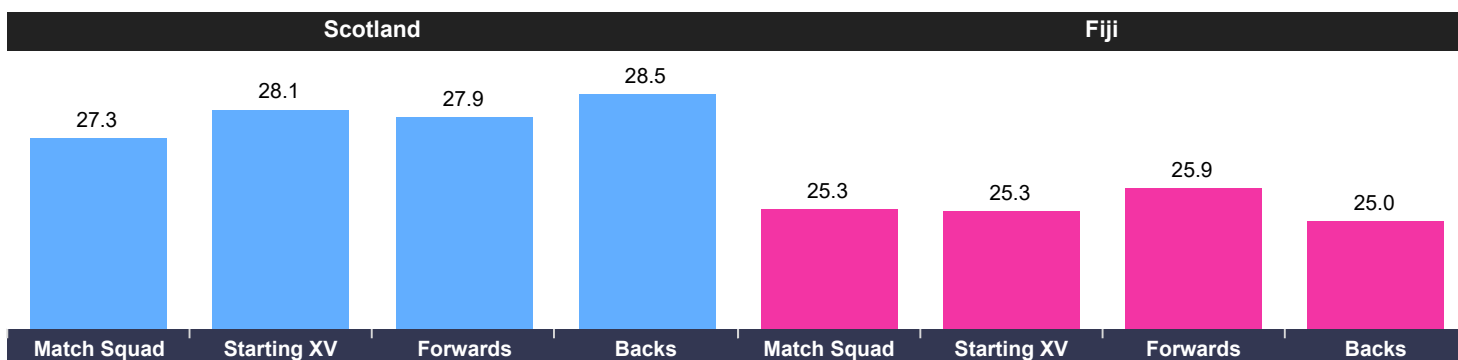
# MATCH SQUAD - SQUAD COMPARISON

2024 AUTUMN NATIONS SERIES

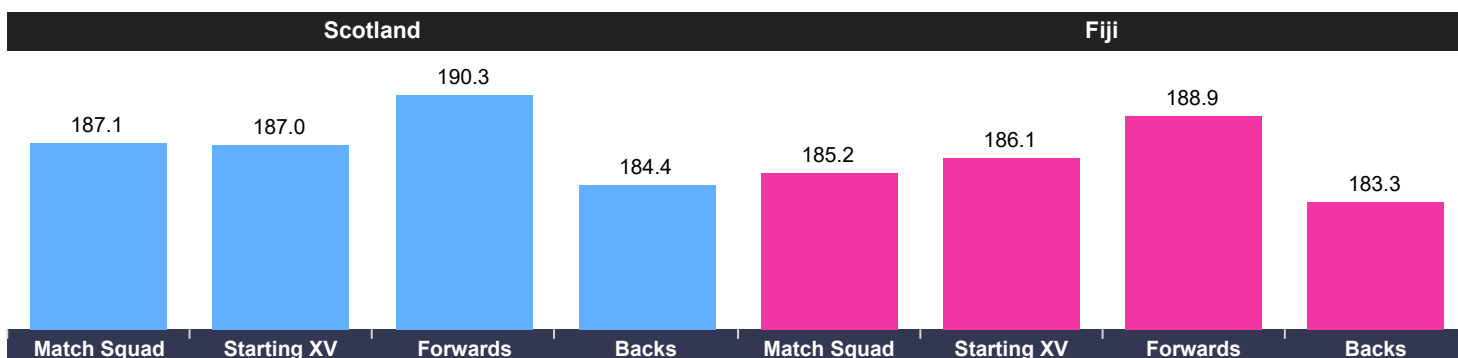
## CAPS - TOTAL



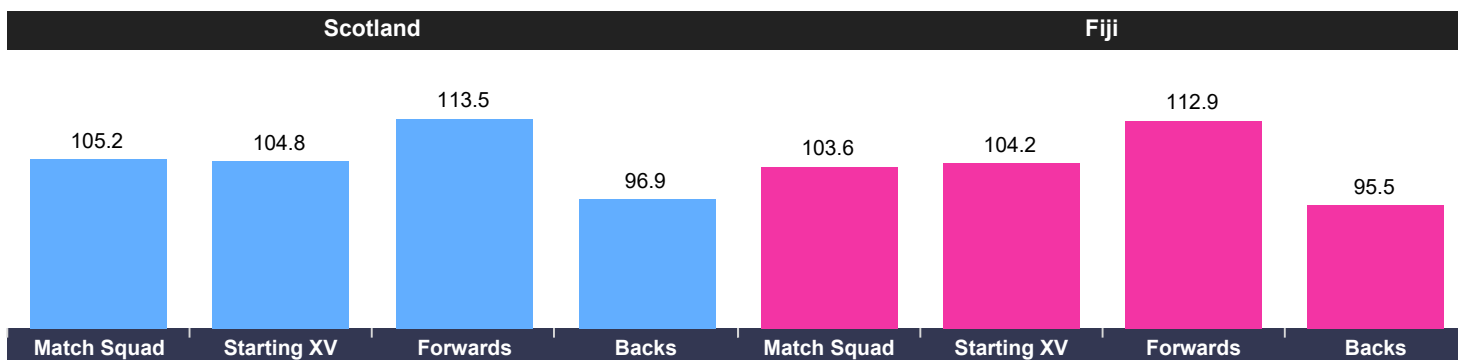
## AGE - AVERAGES



## HEIGHT - AVERAGES



## WEIGHT - AVERAGES



## LAST MATCH DETAILS

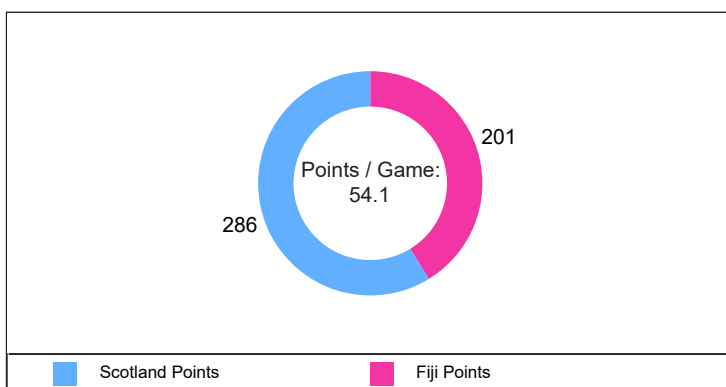
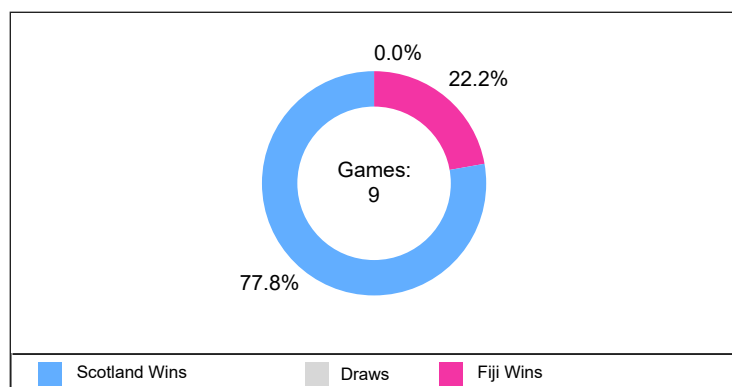
SCOTLAND								
International v Uruguay (27/07/2024) 19-31 (W)								
#	Player	Minutes	Points	Tries	Ball Carries	Kicks	Tackles	Cards
15	Harry Paterson	80	0	0	12	4	4	0
14	Kyle Rowe	53	0	0	3	0	3	0
13	Huw Jones	80	0	0	8	1	2	0
12	Stafford McDowall	80	0	0	8	1	10	0
11	Duhan van der Merwe	80	5	1	7	0	3	0
10	Ben Healy	53	4	0	0	7	3	0
9	George Horne	61	0	0	3	4	3	0
1	Rory Sutherland	53	0	0	6	0	11	0
2	Ewan Ashman	62	5	1	6	0	15	0
3	Javan Sebastian	53	0	0	0	0	11	0
4	Max Williamson	80	0	0	4	0	16	0
5	Gregor Brown	68	0	0	5	0	10	0
6	Luke Crosbie	61	5	1	6	0	9	0
7	Rory Darge	80	0	0	6	0	25	0
8	Matt Fagerson	80	0	0	12	0	13	0
16	Patrick Harrison	18	5	1	3	0	11	0
17	Pierre Schoeman	27	5	1	6	0	9	0
18	Murphy Walker	27	0	0	1	0	8	0
19	Ewan Johnson	12	0	0	2	0	7	0
20	Jamie Ritchie	19	0	0	2	0	8	0
21	Jamie Dobie	19	0	0	2	1	5	0
22	Adam Hastings	27	2	0	2	5	2	0
23	Kyle Steyn	27	0	0	4	0	3	0
<b>Team Total</b>		-	<b>31</b>	<b>5</b>	<b>108</b>	<b>23</b>	<b>191</b>	<b>0</b>

FIJI								
Pacific Nations Cup v Japan (21/09/2024) 41-17 (W)								
#	Player	Minutes	Points	Tries	Ball Carries	Kicks	Tackles	Cards
15	Isaiah Armstrong-Ravula	80	2	0	4	5	5	0
14	Vuate Karawalevu	80	10	2	11	0	7	0
13	Iosefo Masi	31	0	0	5	0	4	0
12	Inia Tabuavou	80	0	0	10	3	14	0
11	Ilaisa Droasese	56	0	0	9	2	2	0
10	Caleb Muntz	80	14	0	10	6	17	0
9	Frank Lomani	72	0	0	3	15	9	0
1	Eroni Mawi	56	0	0	4	0	6	0
2	Tevita Ikanivere	72	0	0	16	0	9	0
3	Samu Tawake	68	0	0	7	0	14	0
4	Isoa Nasilasila	80	0	0	7	0	15	0
5	Temo Mayanavanua	56	0	0	3	0	10	0
6	Meli Derenalagi	80	0	0	11	0	9	0
7	Kitione Salawa	71	0	0	10	0	18	0
8	Elia Canakaivata	67	0	0	11	0	18	0
16	Mesulame Dolokoto	8	0	0	0	0	2	0
17	Haereiti Hetet	24	0	0	1	0	6	0
18	Meli Tuni	12	0	0	1	0	1	0
19	Mesake Vocevoce	24	0	0	1	0	2	0
20	Albert Tuisue	21	5	1	5	0	4	0
21	Peni Matawalu	8	0	0	1	1	4	0
22	Apisalome Vota	49	0	0	9	0	11	0
23	Ponipate Loganimasi	24	10	2	4	0	3	0
<b>Team Total</b>		-	<b>41</b>	<b>5</b>	<b>143</b>	<b>32</b>	<b>190</b>	<b>0</b>

# HEAD TO HEAD

All Time

	Games	Scotland Wins	Draws	Fiji Wins
Overall:	9	7	0	2
Scotland at Home:	5	5	0	0
Fiji at Home:	3	1	0	2
Neutral Venue:	1	1	0	0



## LAST 10 MEETINGS

Year	Date	Team	Score	Opposition	Venue	Winner
2022	05/11/2022	Scotland	28-12	Fiji	Murrayfield	Scotland
2018	10/11/2018	Scotland	54-17	Fiji	Murrayfield	Scotland
2017	24/06/2017	Fiji	27-22	Scotland	Suva	Fiji
2012	16/06/2012	Fiji	25-37	Scotland	Lautoka	Scotland
2009	14/11/2009	Scotland	23-10	Fiji	Murrayfield	Scotland
2003	01/11/2003	Fiji	20-22	Scotland	Sydney	Scotland
2002	24/11/2002	Scotland	36-22	Fiji	Murrayfield	Scotland
1998	26/05/1998	Fiji	51-26	Scotland	Suva	Fiji
1989	28/10/1989	Scotland	38-17	Fiji	Murrayfield	Scotland

# RESULTS

Since 2023

SCOTLAND								
Date	Opponent	Comp	H/A	Result	F	A	TF	TA
04/02/2023	England	Six Nations	A	W	29	23	4	3
11/02/2023	Wales	Six Nations	H	W	35	7	5	1
26/02/2023	France	Six Nations	A	L	21	32	3	4
12/03/2023	Ireland	Six Nations	H	L	7	22	1	3
18/03/2023	Italy	Six Nations	H	W	26	14	4	1
29/07/2023	Italy	International	H	W	25	13	3	1
05/08/2023	France	International	H	W	25	21	3	3
12/08/2023	France	International	A	L	27	30	4	3
26/08/2023	Georgia	International	H	W	33	6	5	0
10/09/2023	South Africa	RWC	A	L	3	18	0	2
24/09/2023	Tonga	RWC	H	W	45	17	7	2
30/09/2023	Romania	RWC	H	W	84	0	12	0
07/10/2023	Ireland	RWC	A	L	14	36	2	6
03/02/2024	Wales	Six Nations	A	W	27	26	3	4
10/02/2024	France	Six Nations	H	L	16	20	1	2
24/02/2024	England	Six Nations	H	W	30	21	3	2
09/03/2024	Italy	Six Nations	A	L	29	31	4	3
16/03/2024	Ireland	Six Nations	A	L	13	17	1	2
06/07/2024	Canada	International	A	W	73	12	11	2
12/07/2024	USA	International	A	W	42	7	6	1
20/07/2024	Chile	International	A	W	52	11	8	1
27/07/2024	Uruguay	International	A	W	31	19	5	3
<b>Average</b>					<b>32.5</b>	<b>18.0</b>	<b>4.4</b>	<b>2.1</b>

FIJI								
Date	Opponent	Comp	H/A	Result	F	A	TF	TA
22/07/2023	Tonga	International	H	W	36	20	5	3
29/07/2023	Samoa	International	A	W	33	19	4	3
05/08/2023	Japan	International	A	W	35	12	5	2
19/08/2023	France	International	A	L	17	34	2	3
26/08/2023	England	International	A	W	30	22	3	3
10/09/2023	Wales	RWC	A	L	26	32	4	4
17/09/2023	Australia	RWC	A	W	22	15	1	2
30/09/2023	Georgia	RWC	H	W	17	12	2	0
08/10/2023	Portugal	RWC	H	L	23	24	2	3
15/10/2023	England	RWC	A	L	24	30	3	2
05/07/2024	Georgia	International	A	W	21	12	3	0
20/07/2024	New Zealand	International	A	L	5	47	1	7
23/08/2024	Samoa	Pacific Nations Cup	H	W	42	16	6	1
06/09/2024	Tonga	Pacific Nations Cup	A	W	50	19	7	3
14/09/2024	USA	Pacific Nations Cup	H	W	22	3	3	0
21/09/2024	Japan	Pacific Nations Cup	H	W	41	17	5	2
<b>Average</b>					<b>30.2</b>	<b>20.1</b>	<b>4.0</b>	<b>2.5</b>

## FORM - SCOTLAND

All Competitions

SCOTLAND						
Record	Date	Opponent	Comp	Score	Days Since	Games Since
Last Win	27/07/2024	Uruguay	International	31-19	96	0
Last Loss	16/03/2024	Ireland	Six Nations	13-17	229	4
Last Home Win	24/02/2024	England	Six Nations	30-21	250	6
Last Home Loss	10/02/2024	France	Six Nations	16-20	264	7
Last Away Win	27/07/2024	Uruguay	International	31-19	96	0
Last Away Loss	16/03/2024	Ireland	Six Nations	13-17	229	4

FIJI						
Record	Date	Opponent	Comp	Score	Days Since	Games Since
Last Win	21/09/2024	Japan	Pacific Nations Cup	41-17	40	0
Last Loss	20/07/2024	New Zealand	International	5-47	103	4
Last Home Win	21/09/2024	Japan	Pacific Nations Cup	41-17	40	0
Last Home Loss	08/10/2023	Portugal	RWC	23-24	389	7
Last Away Win	06/09/2024	Tonga	Pacific Nations Cup	50-19	55	2
Last Away Loss	20/07/2024	New Zealand	International	5-47	103	4

## LAST MEETING - STATISTICS

### Scotland 28-12 Fiji (2022-11-05 - Autumn Nations Series)

Scotland		Fiji
4	Tries	2
4	Conversions	1
0	Penalty Goals	0
99	Ball Carries	102
9	Offloads	5
6	Line Breaks	5
25	Defenders Beaten	10
572	Carry Metres	720
165	Total Tackles	139
10	Missed Tackle	25
5	Turnovers Won	6
7	Turnover Conceded	10
17	Lineouts Won	13
0	Lineouts Lost	3
11	Total Penalties Conceded	18
22	Kicks in Play	17

#	Player	Minutes Played	Tries	Points	Ball Carries	Defenders Beaten	Tackles	Tackles - Success	Turnovers Won	Pens Conceded
15	Stuart Hogg	69	0	0	4	2	5	3	0	0
14	Darcy Graham	79	0	0	11	5	7	6	0	1
13	Chris Harris	69	0	0	3	0	6	5	0	1
12	Cameron Redpath	80	0	0	9	8	10	9	0	1
11	Duhan van der Merwe	80	1	5	6	2	5	2	0	0
10	Adam Hastings	42	1	9	4	1	4	1	0	1
9	Ali Price	52	0	0	1	0	5	4	0	0
1	Pierre Schoeman	52	0	0	4	0	10	9	0	0
2	George Turner	31	1	5	5	1	6	5	0	0
3	Zander Fagerson	69	0	0	3	0	13	12	1	1
4	Richie Gray	80	0	0	3	1	15	15	1	0
5	Grant Gilchrist	61	0	0	3	0	12	12	1	0
6	Jamie Ritchie	80	0	0	9	1	15	13	0	1
7	Hamish Watson	52	0	0	2	0	11	10	0	0
8	Matt Fagerson	80	0	0	6	1	24	23	0	1
16	Ewan Ashman	49	0	0	5	1	4	4	1	0
17	Rory Sutherland	28	0	0	4	0	3	3	0	0
18	Murphy Walker	11	0	0	2	0	2	1	0	0
19	Jonny Gray	19	0	0	2	0	4	3	0	1
20	Jack Dempsey	28	0	0	6	1	7	7	1	1
21	Ben White	28	1	5	3	0	4	3	0	0
22	Blair Kinghorn	38	0	4	2	0	4	3	0	0
23	Sione Tuipulotu	11	0	0	2	1	2	2	0	0

#	Player	Minutes	Tries	Points	Ball Carries	Defenders Beaten	Tackles	Tackles - Success	Turnovers Won	Pens Conceded
15	Kini Murimurivalu	37	0	0	5	2	1	1	0	0
14	Setariki Tuicuvu	80	1	5	4	1	7	3	0	0
13	Waisea Nayacalevu	80	0	0	8	0	9	6	0	1
12	Kalaveti Ravouvou	57	0	0	6	2	11	8	0	0
11	Vinaya Habosi	70	0	0	8	3	9	6	1	2
10	Vilimoni Botitu	80	0	2	3	0	12	7	0	0
9	Frank Lomani	64	0	0	2	0	3	1	0	0
1	Eroni Mawi	58	0	0	5	0	6	4	1	3
2	Sam Matavesi	72	0	0	4	1	19	16	1	2
3	Manasa Saulo	51	0	0	2	0	1	1	0	0
4	Temo Mayanavanua	55	0	0	6	0	3	2	0	0
5	Ratu Rotuisolia	69	1	5	8	0	11	6	1	3
6	Albert Tuisue	73	0	0	9	0	11	10	1	0
7	Levani Botia	73	0	0	6	0	15	11	0	1
8	Viliame Mata	80	0	0	14	0	11	8	0	2
16	Tevita Ikanivere	8	0	0	0	0	2	2	0	1
17	Livai Natave	22	0	0	1	0	6	6	0	2
18	Luke Tagi	29	0	0	3	0	4	4	0	0
19	Api Ratuniyarawa	25	0	0	2	0	6	6	0	1
20	Kitione Kamikamica	7	0	0	1	0	0	0	1	0
21	Peni Matawalu	16	0	0	1	0	4	2	0	0
22	Teti Tela	23	0	0	1	0	4	3	0	0
23	Sireli Maqala	43	0	0	3	1	3	1	0	0

**TEAM ANALYSIS**  
**2024 INTERNATIONALS**

# TEAM ANALYSIS - MATCH AVERAGES

2024 INTERNATIONALS

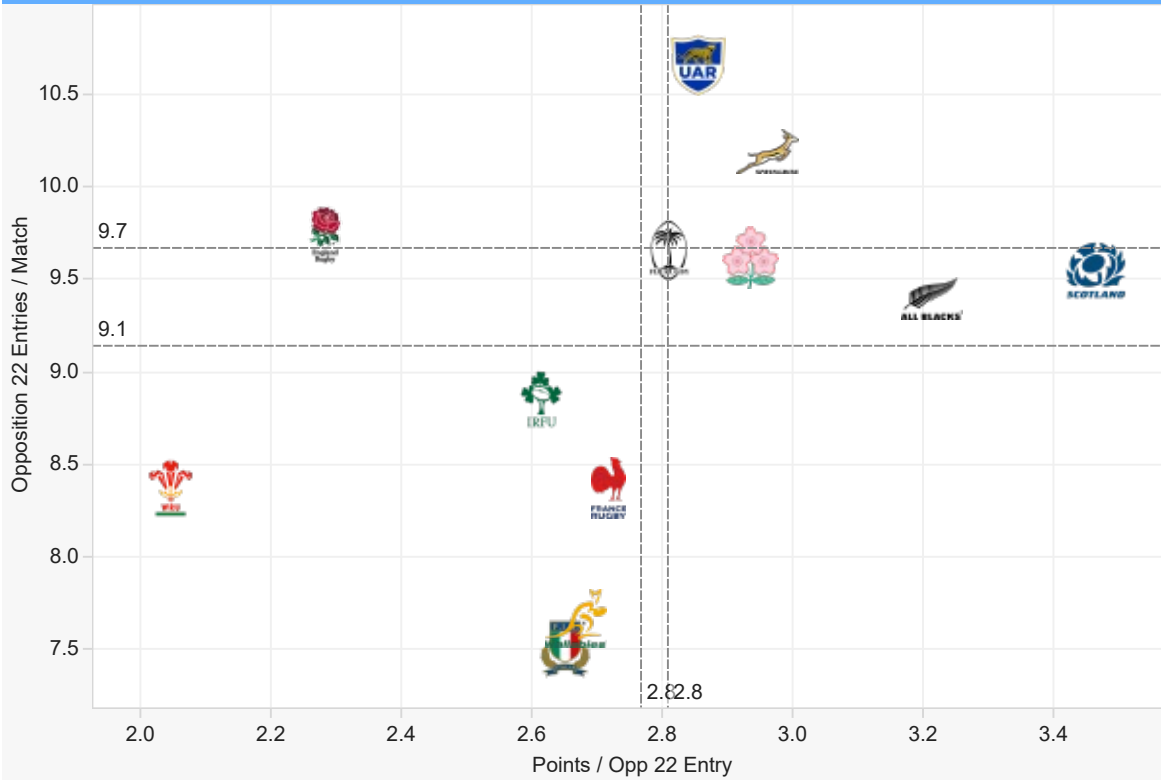
		
34.8	Points	30.2
4.7	Tries	4.2
86.8%	Goal Kicking %	72.7%
122.4	Carries	108.7
786.9	Carry Metres	768.4
9.6	Opposition 22 Entries	9.7
3.5	Points / Opp 22 Entry	2.8
7.7	Line Breaks	6.8
27.6	Defenders Beaten	24.2
9.4	Offloads	9.7
160.4	Passes	149.8
28.0	Kicks From Hand	25.0
154.1	Tackles	148.7
14.7	Missed Tackles	29.3
90.5%	Tackle %	80.3%
12.3	Dominant Tackles	8.3
10.8	Pens Conceded	9.5
0.4	Yellow Cards	0.5
0	Red Cards (Total)	1
4.0	Turnovers Won	6.2
11.9	Turnovers Conceded	15.7
85.5%	Lineout Success %	81.6%
90.7%	Scrum Success %	87.8%
96.3%	Ruck Success %	96.1%
37.0%	Gainline Forward %	43.0%

All stats are on a per match basis (unless stated otherwise)

# TEAM ANALYSIS - 22 ENTRIES

2024 INTERNATIONALS

## 22 ENTRIES FOR

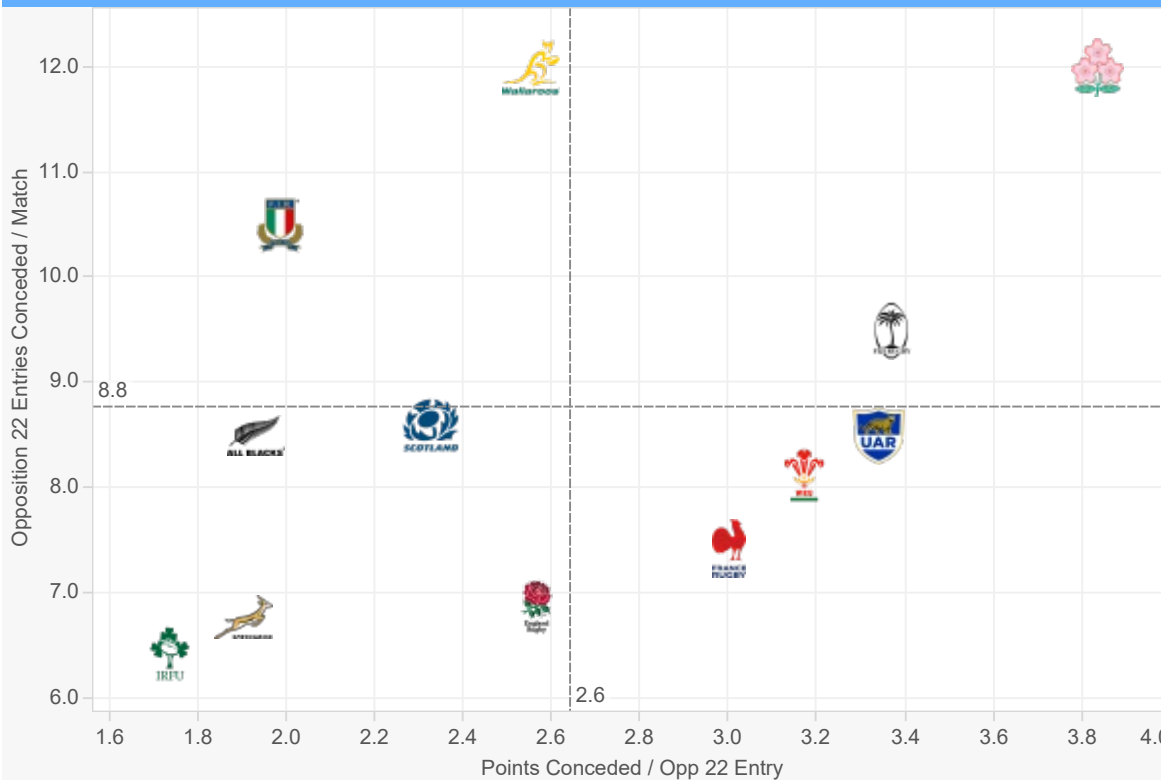


22 Entries / Match	
Argentina	10.7
South Africa	10.2
England	9.8
Fiji	9.7
Japan	9.6
Scotland	9.6
New Zealand	9.4
Ireland	8.9
Wales	8.4
France	8.4
Australia	7.7
Italy	7.5

Points / Entry	
Scotland	3.5
New Zealand	3.2
South Africa	3.0
Japan	2.9
Argentina	2.9
Fiji	2.8
France	2.7
Australia	2.7
Italy	2.7
Ireland	2.6
England	2.3
Wales	2.0

## 22 ENTRIES AGAINST



22 Entries Con. / Match	
Japan	12.0
Australia	12.0
Italy	10.5
Fiji	9.5
Scotland	8.6
New Zealand	8.5
Argentina	8.5
Wales	8.1
France	7.4
England	6.9
South Africa	6.8
Ireland	6.4

Points Con / Entry	
Japan	12.0
Fiji	9.5
Argentina	8.5
Wales	8.1
France	7.4
England	6.9
Australia	12.0
Scotland	8.6
Italy	10.5
New Zealand	8.5
South Africa	6.8
Ireland	6.4

# TEAM ANALYSIS - POINTS & TRIES

2024 INTERNATIONALS

## POINTS PER PERIOD

	SCORED					CONCEDED				
	Total	1'-20'	21'-HT	HT-60'	61'-80'	Total	1'-20'	21'-HT	HT-60'	61'-80'
Argentina	288	50	92	49	97	248	72	79	58	39
Australia	208	65	60	30	53	250	57	69	44	80
England	202	48	52	67	35	173	44	51	30	48
Fiji	181	42	37	50	52	64	22	14	14	14
France	224	49	60	53	62	84	37	40	36	48
Ireland	189	44	52	23	70	97	39	13	13	19
Italy	188	66	38	36	48	140	27	16	29	25
Japan	228	71	57	38	62	199	37	35	25	43
New Zealand	326	100	115	69	42	194	41	62	39	57
Scotland	313	75	95	60	83	109	49	51	37	57
South Africa	330	81	69	65	115	152	32	22	36	19
Wales	128	16	38	29	45	238	58	58	37	85
<b>Total</b>	<b>2,805</b>	<b>707</b>	<b>765</b>	<b>569</b>	<b>764</b>	<b>2,224</b>	<b>588</b>	<b>583</b>	<b>452</b>	<b>601</b>

## TRIES PER PERIOD

	SCORED					CONCEDED				
	Total	1'-20'	21'-HT	HT-60'	61'-80'	Total	1'-20'	21'-HT	HT-60'	61'-80'
Argentina	38	6	13	6	13	30	9	10	6	5
Australia	24	7	6	4	7	32	7	9	5	11
England	25	6	6	9	4	18	5	4	4	5
Fiji	25	7	4	6	8	9	3	2	2	2
France	23	5	5	6	7	20	4	4	5	7
Ireland	23	4	6	3	10	11	6	1	1	3
Italy	21	8	3	5	5	8	2	1	3	2
Japan	30	9	7	5	9	18	5	4	3	6
New Zealand	43	14	16	8	5	28	5	10	5	8
Scotland	42	10	12	8	12	23	7	5	3	8
South Africa	40	11	8	5	16	15	5	2	5	3
Wales	16	1	5	4	6	13	3	1	4	5
<b>Total</b>	<b>350</b>	<b>88</b>	<b>91</b>	<b>69</b>	<b>102</b>	<b>267</b>	<b>70</b>	<b>66</b>	<b>53</b>	<b>78</b>

## TRY ORIGIN

	SCORED									CONCEDED								
	Total	Counter Attack	Free Kick	Lineout	Penalty	Scrum	Start Half	Tap Penalty	Turnover	Total	Counter Attack	Free Kick	Lineout	Penalty	Scrum	Start Half	Tap Penalty	Turnover
Argentina	45	6	0	13	0	6	1	3	16	35	5	0	14	0	4	0	2	10
Australia	27	3	1	13	1	3	0	2	4	40	7	0	14	0	4	0	1	14
England	28	3	0	15	0	2	1	1	6	24	5	1	8	0	2	0	0	8
Fiji	27	2	1	8	0	8	0	0	8	9	0	1	3	0	4	0	0	1
France	29	6	1	6	0	7	0	1	8	21	0	0	16	0	3	1	0	1
Ireland	22	0	0	16	0	1	1	1	3	11	1	0	4	1	1	0	1	3
Italy	23	2	0	7	0	4	0	1	9	22	5	0	9	0	3	0	1	4
Japan	36	5	0	14	0	2	0	4	11	32	4	0	13	0	4	0	2	9
New Zealand	51	8	2	20	0	6	0	1	14	26	3	0	14	0	3	0	1	5
Scotland	49	7	0	22	0	5	0	2	13	16	0	1	5	0	4	0	2	4
South Africa	46	4	0	18	1	6	0	2	15	14	1	0	3	0	2	1	3	4
Wales	21	2	0	12	0	1	0	3	3	16	1	1	7	0	1	1	1	4
<b>Total</b>	<b>404</b>	<b>48</b>	<b>5</b>	<b>164</b>	<b>2</b>	<b>51</b>	<b>3</b>	<b>21</b>	<b>110</b>	<b>308</b>	<b>35</b>	<b>4</b>	<b>128</b>	<b>2</b>	<b>42</b>	<b>3</b>	<b>16</b>	<b>78</b>

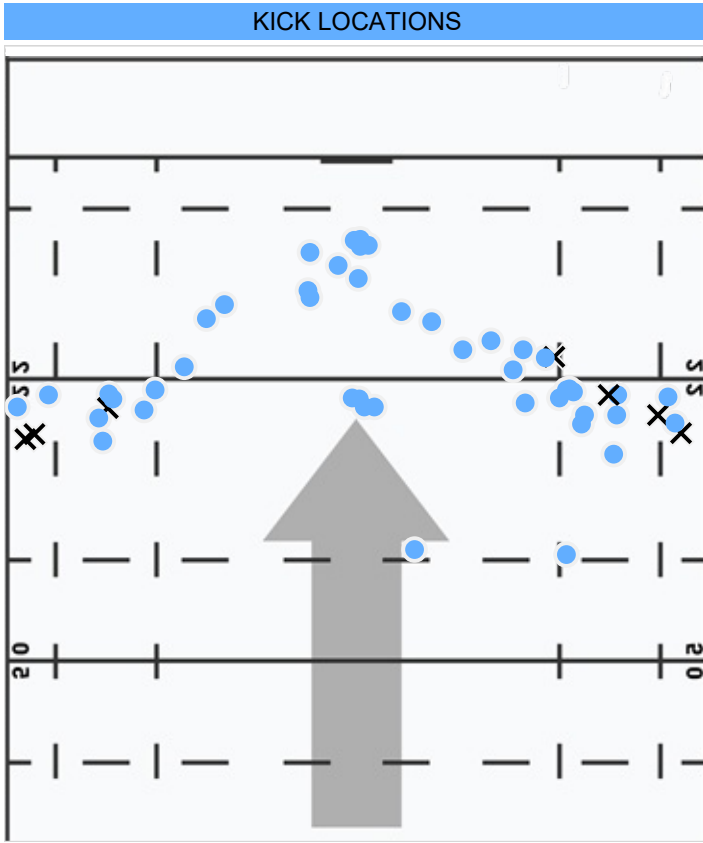
Max & Min values are highlighted per time-frame/phase/section



**TEAM ANALYSIS**  
**SCOTLAND - 2024 INTERNATIONALS**

# KICKING

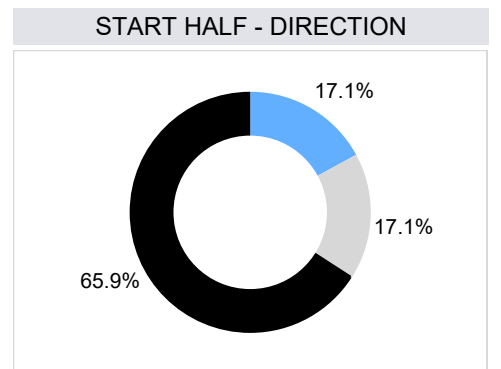
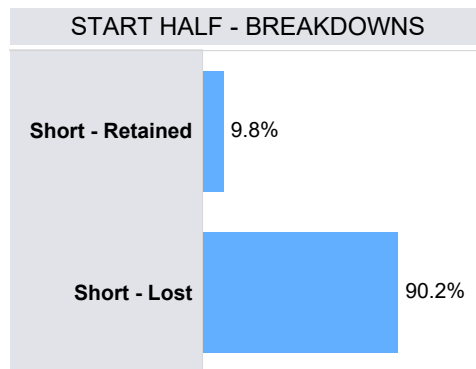
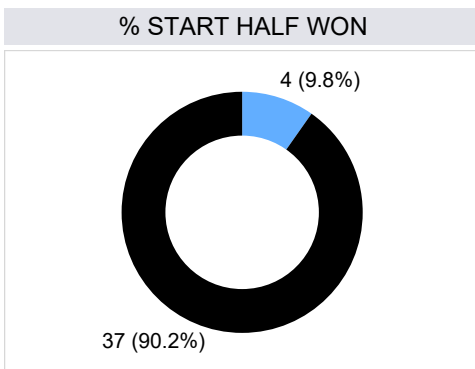
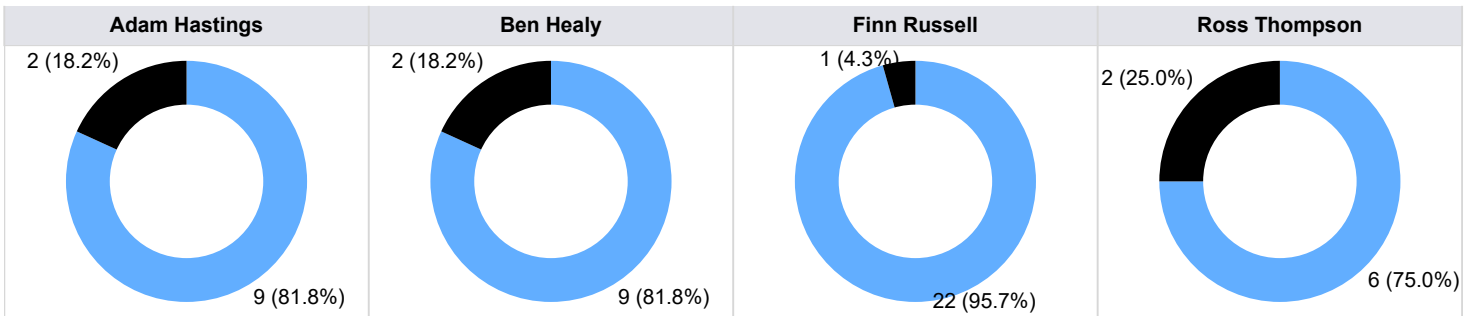
SCOTLAND - 2024 INTERNATIONALS



### LAST 20 KICKS AT GOAL

Opponent	Min	Player	Pts Gained	Result
Uruguay	14	Ben Healy	0.36	Conv Made
	24	Ben Healy	0.12	Conv Made
	27	Ben Healy	-1.08	Conv Missed
	65	Adam Hastings	0.57	Conv Made
	69	Adam Hastings	-1.69	Conv Missed
Chile	23	Ben Healy	0.05	Conv Made
	30	Ben Healy	0.24	Conv Made
	36	Ben Healy	0.81	Conv Made
	46	Ben Healy	-1.14	Conv Missed
	59	Adam Hastings	0.27	Conv Made
	66	Adam Hastings	0.65	Conv Made
	75	Adam Hastings	-1.47	Conv Missed
USA	80	Adam Hastings	0.06	Conv Made
	7	Adam Hastings	0.23	Conv Made
	21	Adam Hastings	0.51	Conv Made
	28	Adam Hastings	0.52	Conv Made
	45	Adam Hastings	0.59	Conv Made
Canada	51	Adam Hastings	0.29	Conv Made
	74	Ross Thompson	0.17	Conv Made
<b>Overall Points Gained</b>			<b>7.21</b>	

## KICKS AT GOAL



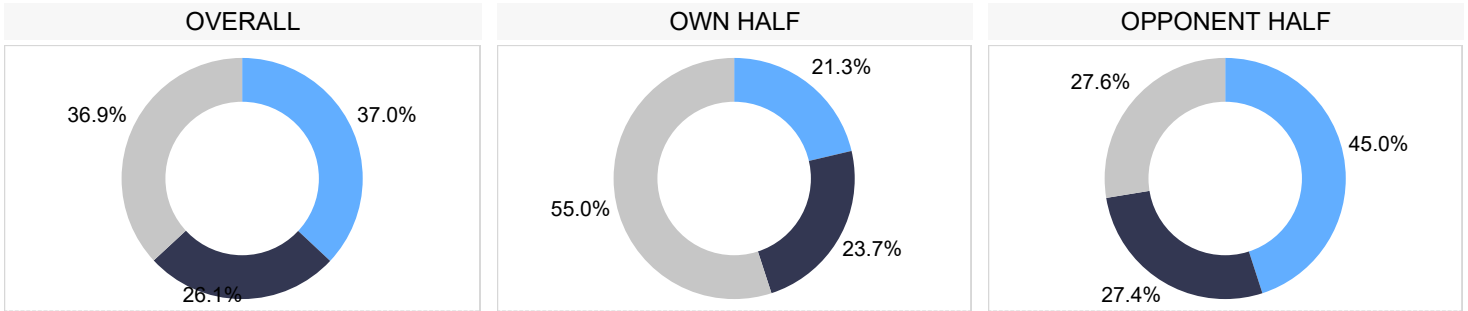
Won Lost

Right Split Left

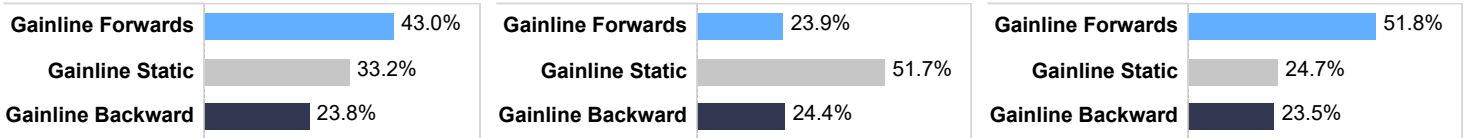
# COLLISIONS

SCOTLAND - 2024 INTERNATIONALS

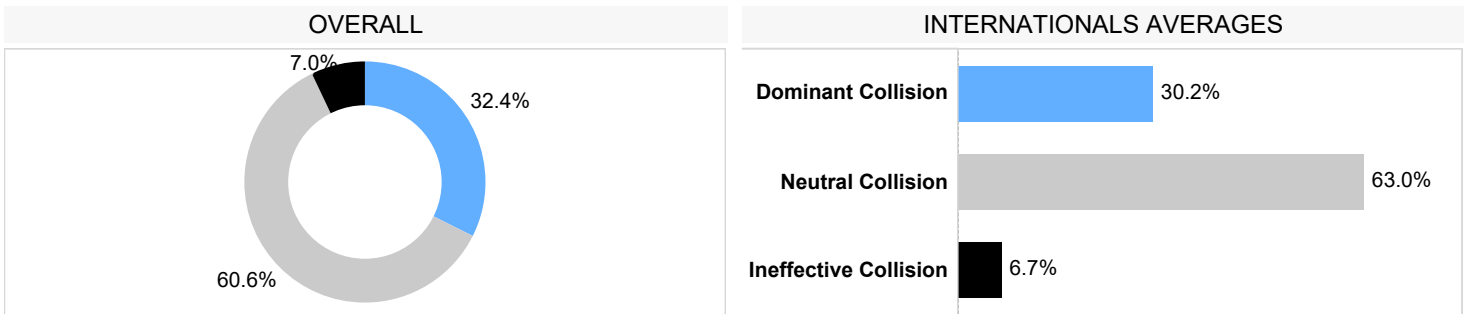
## GAINLINE SUCCESS



### INTERNATIONALS AVERAGES

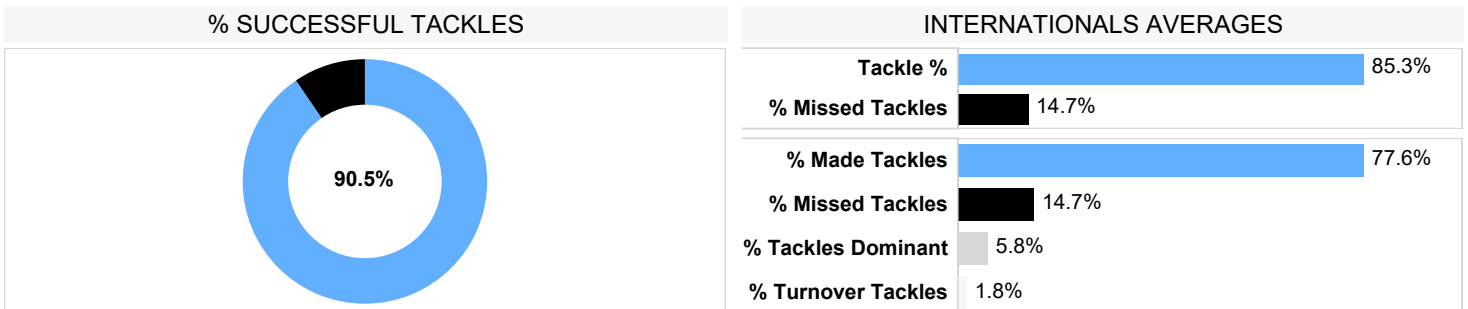


## CARRIES INTO CONTACT\*

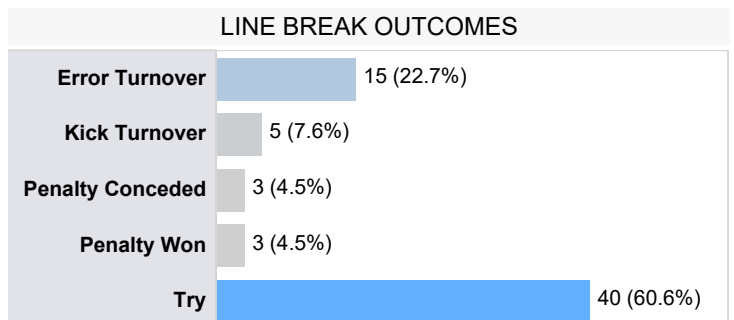


\*dominance based on tackle outcome

## TACKLES

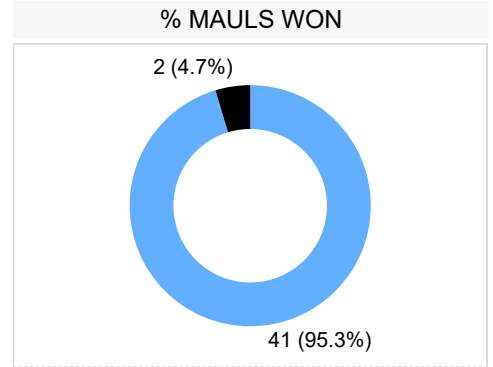
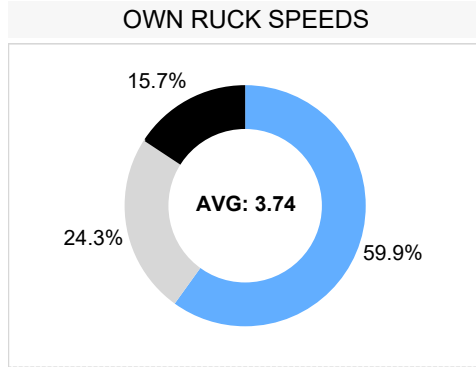
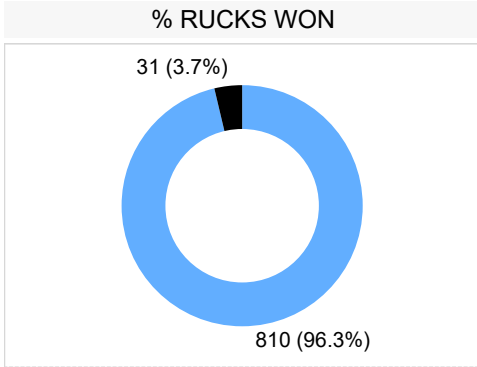


CARRIES & BREAKS	
Line Breaks	69
Line breaks / match	7.7
Defenders Beaten	248
Defenders Beaten / match	27.6
Ball Carries	1,102
Carries / Match	122.4

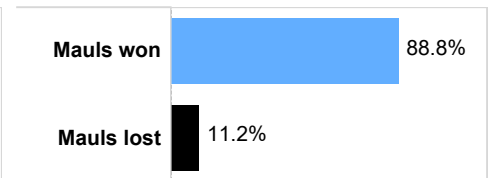
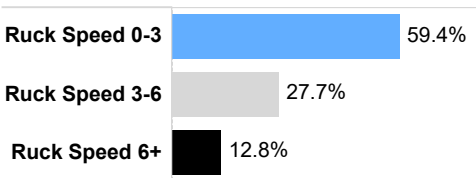
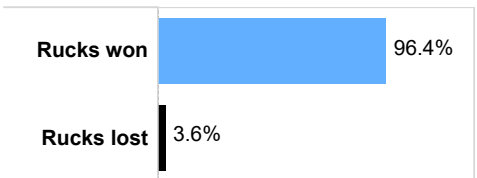


# BREAKDOWN

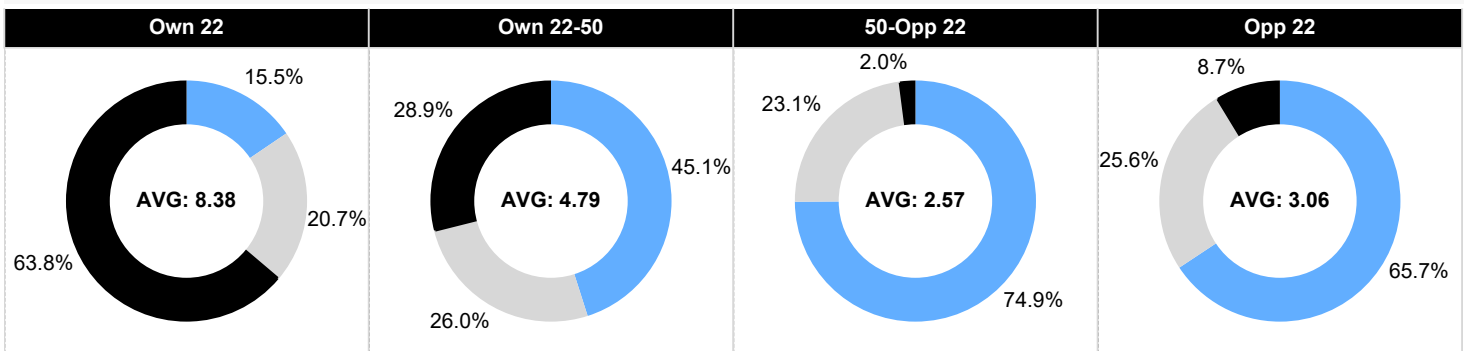
SCOTLAND - 2024 INTERNATIONALS



## INTERNATIONALS AVERAGES



## RUCK SPEEDS - LOCATIONS



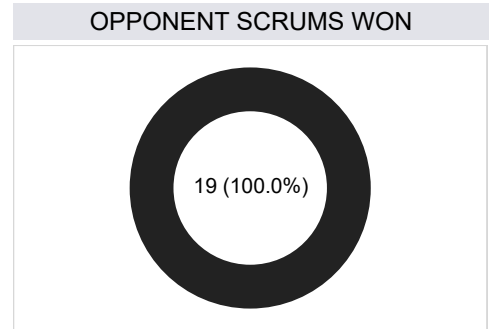
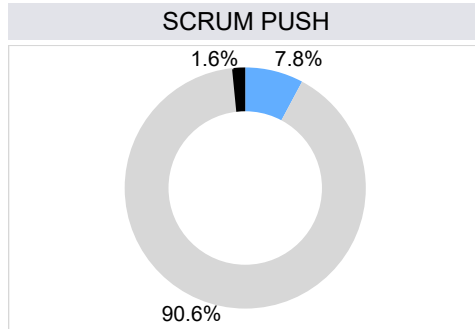
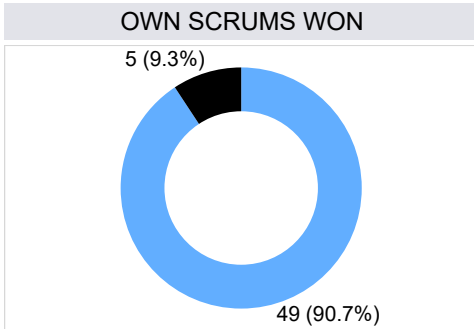
■ Ruck Speed 0-3   ■ Ruck Speed 3-6   ■ Ruck Speed 6+

Attacking Breakdown Arrivals		Defensive Breakdown Arrivals		Breakdown Steals				
1	Scott Cummings	149	1	Rory Darge	71	1	Andy Onyeama-Christie	3
2	Rory Darge	120	2	Zander Fagerson	39	2	Matt Fagerson	3
3	Pierre Schoeman	114	3	Pierre Schoeman	30	3	Dylan Richardson	2
4	Zander Fagerson	105	4	Scott Cummings	27	4	Huw Jones	2
5	Matt Fagerson	86	5	Jamie Ritchie	24	<b>Team Total</b>		21

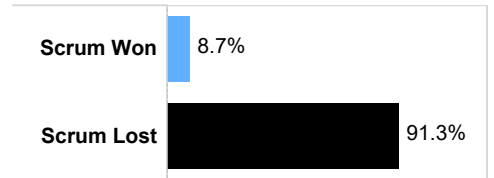
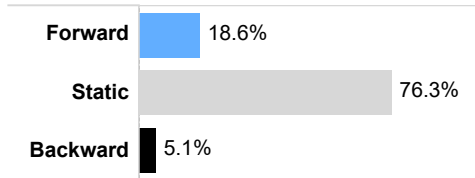
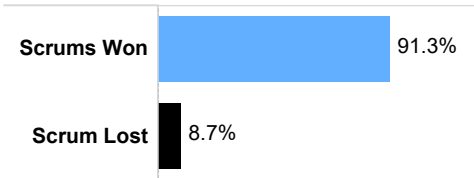
# SET PIECE

SCOTLAND - 2024 INTERNATIONALS

## SCRUMS



### INTERNATIONALS AVERAGES



### OWN SCRUMS

Scrum Won	Scrum Reset Retained	Scrum Lost
49	10	5

### OPPONENT SCRUMS

Scrum Reset Retained	Scrum Lost
3	19

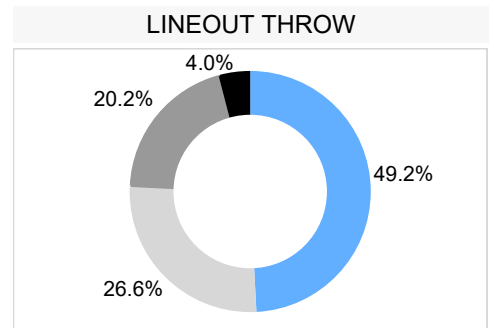
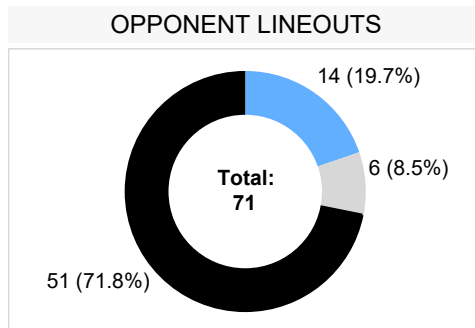
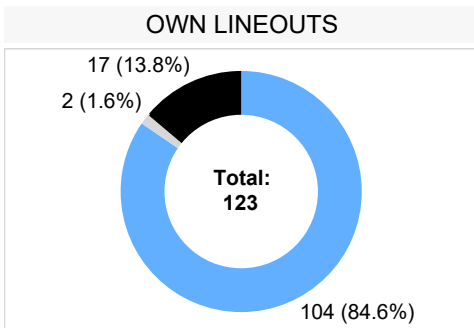
### OWN SCRUMS WON

	Used	Penalty	Free Kick
Total	37	6	6
% of Total	75.5%	12.2%	12.2%

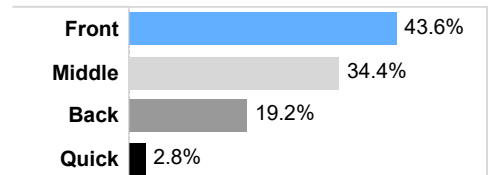
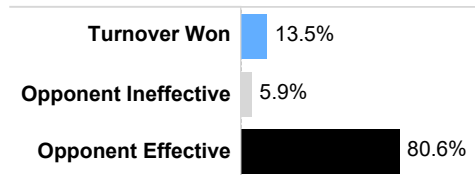
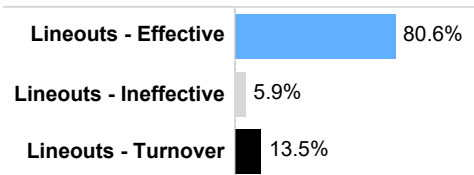
### OPPONENT SCRUMS WON

	Used	Penalty	Free Kick
Total			
% of Total			

## LINEOUTS



### INTERNATIONALS AVERAGES

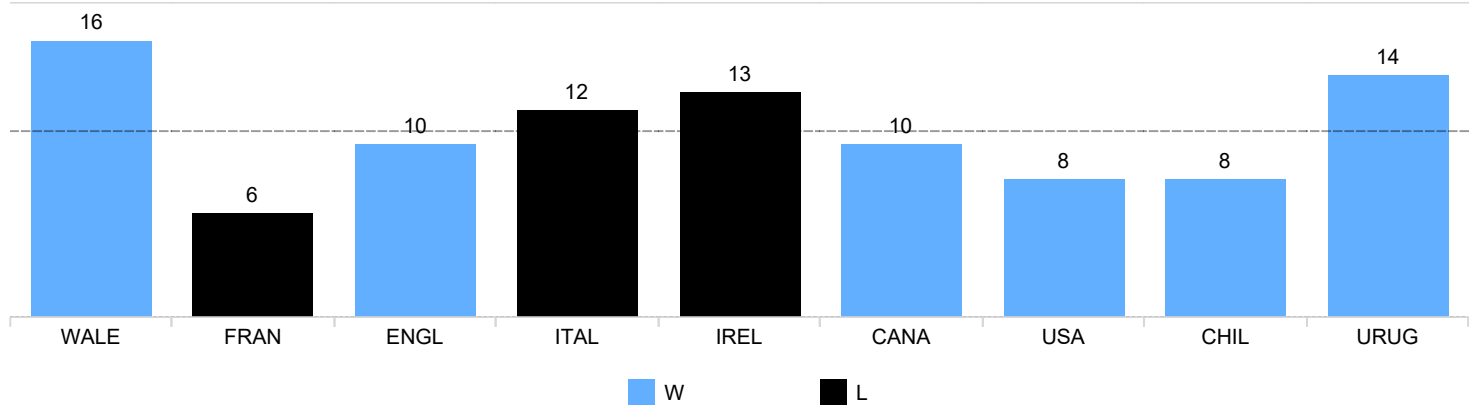


# DISCIPLINE

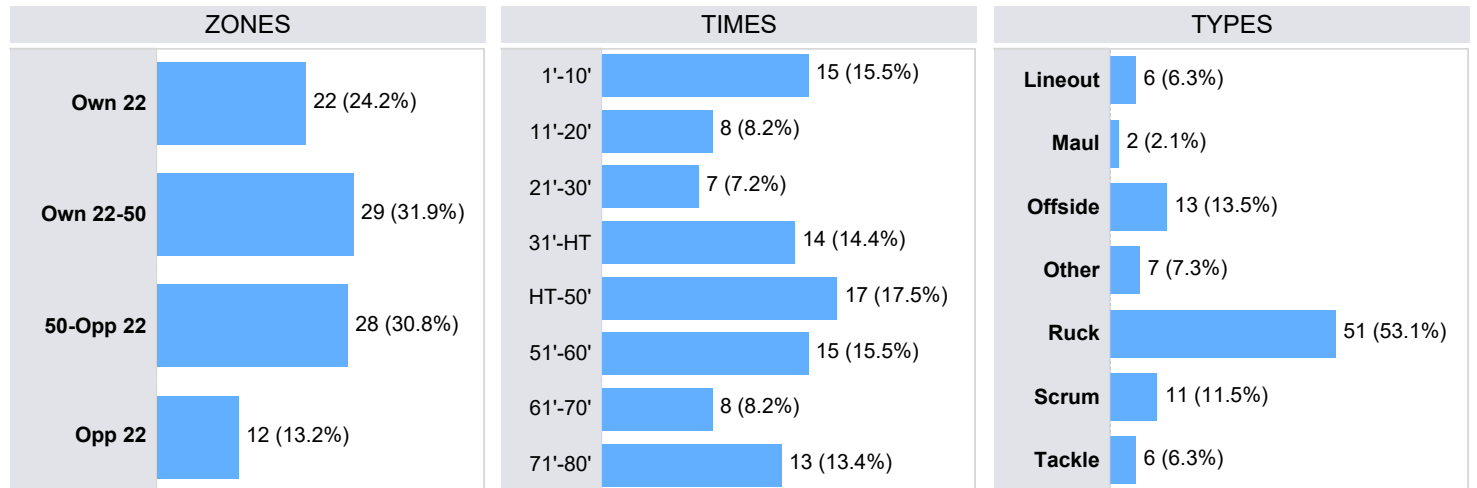
SCOTLAND - 2024 INTERNATIONALS

Statistic	Team	Year Average
Total penalties conceded / match	10.8	5.2
Yellow cards / match	0.4	0.4
Red cards / match	0.0	0.0

## PENALTIES CONCEDED PER MATCH



## PENALTIES & INFRINGEMENTS



## PLAYER STATISTICS - PER 80 AVERAGES WITH A MINIMUM 240 MINUTES PLAYED

Total penalties conceded		Penalties conceded / 80 minutes		Yellow / Red cards	
1	Zander Fagerson	8	1	Zander Fagerson	1 / 0
2	Gregor Brown	7	2	Pierre Schoeman	1 / 0
3	Duhan van der Merwe	6	3	Duhan van der Merwe	1 / 0
4	Pierre Schoeman	6	4	Jamie Ritchie	1 / 0
5	Andy Onyeama-Christie	5	5	Scott Cummings	0 / 7

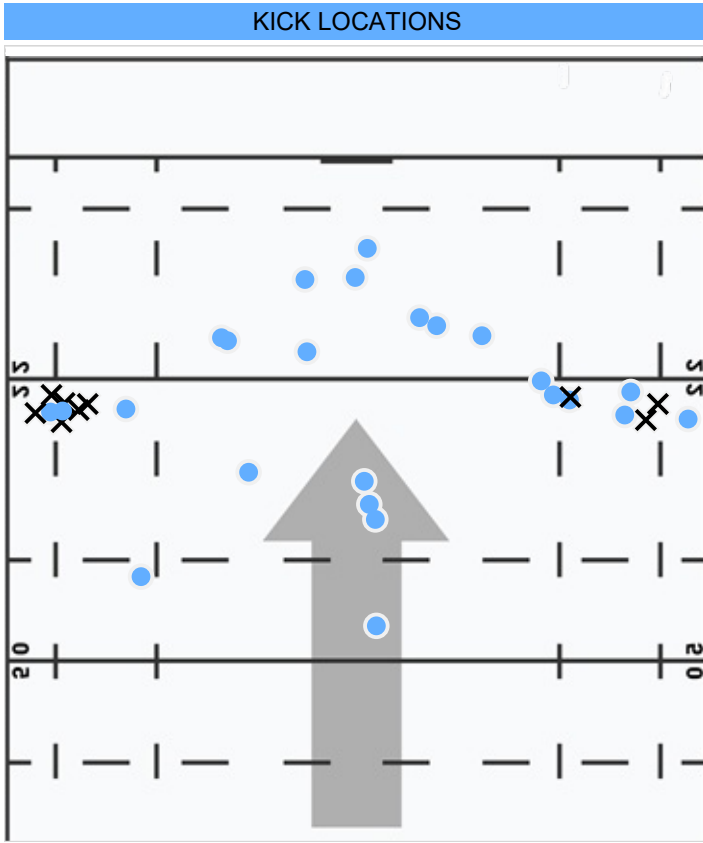


# ***TEAM ANALYSIS***

## ***FIJI - 2024 INTERNATIONALS***

# KICKING

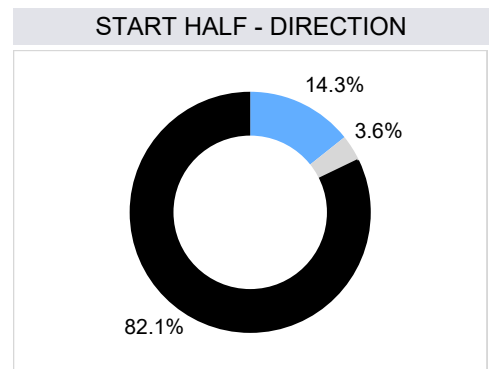
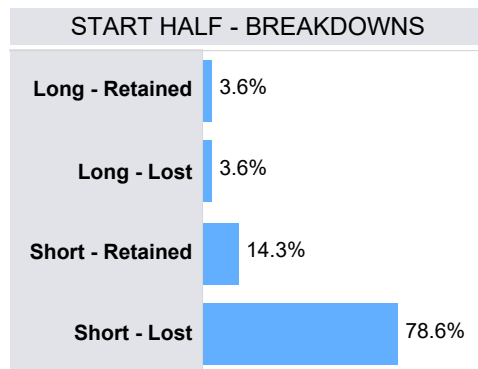
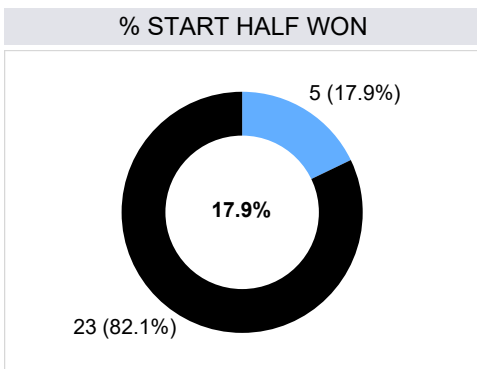
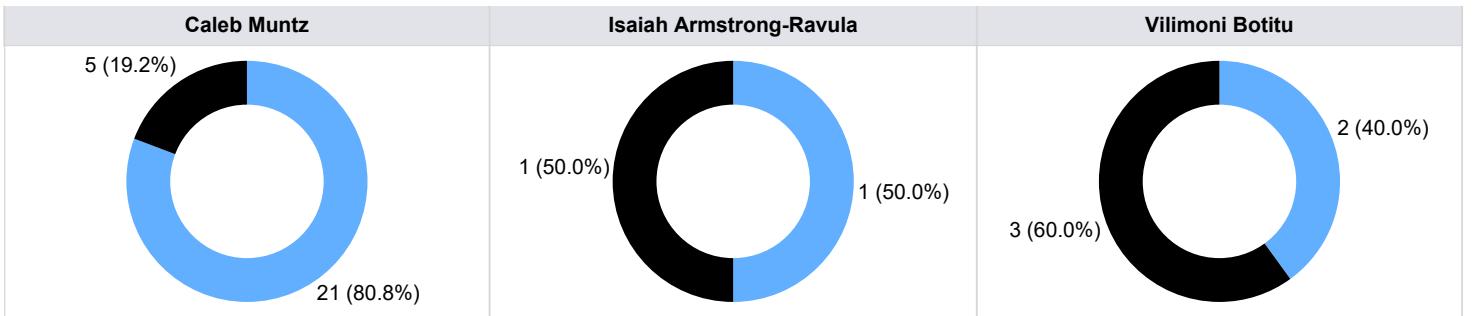
FIJI - 2024 INTERNATIONALS



### LAST 20 KICKS AT GOAL

Opponent	Min	Player	Pts Gained	Result
Japan	10	Caleb Muntz	0.33	Pen Made
	33	Caleb Muntz	0.03	Conv Made
	56	Caleb Muntz	0.41	Pen Made
	60	Caleb Muntz	1.11	Conv Made
	68	Caleb Muntz	0.92	Conv Made
	71	Caleb Muntz	1.40	Conv Made
USA	76	Isaiah Armstrong-	0.16	Conv Made
	23	Caleb Muntz	0.48	Pen Made
	27	Caleb Muntz	0.23	Conv Made
	52	Caleb Muntz	1.10	Conv Made
Tonga	61	Caleb Muntz	-0.75	Conv Missed
	3	Caleb Muntz	-0.75	Conv Missed
	6	Caleb Muntz	0.07	Conv Made
	12	Caleb Muntz	1.23	Conv Made
	42	Caleb Muntz	1.29	Conv Made
	57	Caleb Muntz	0.55	Pen Made
	59	Caleb Muntz	0.41	Conv Made
Samoa	71	Caleb Muntz	0.10	Conv Made
	78	Caleb Muntz	0.03	Conv Made
	6	Caleb Muntz	-1.19	Conv Missed
	<b>Overall Points Gained</b>			<b>16.77</b>

## KICKS AT GOAL



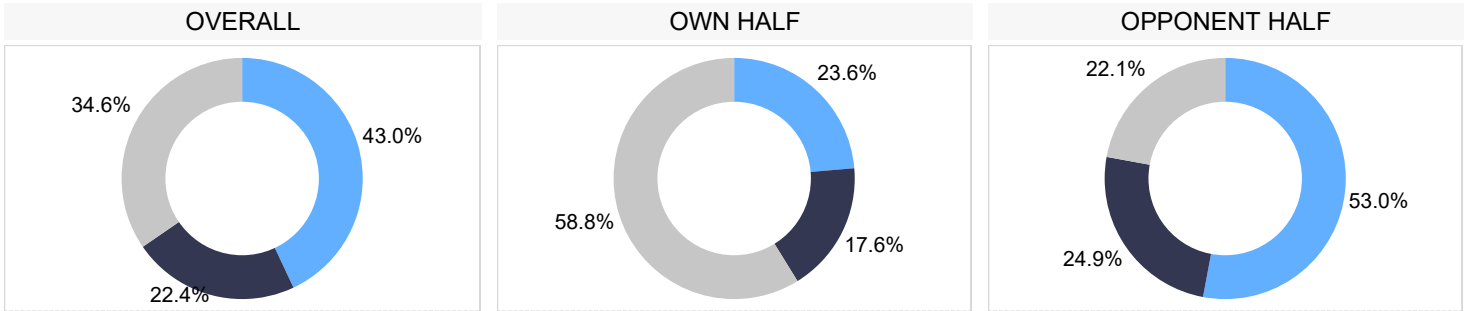
Won Lost

Right Split Left

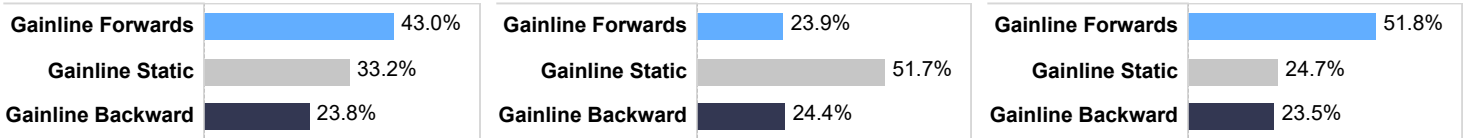
# COLLISIONS

FIJI - 2024 INTERNATIONALS

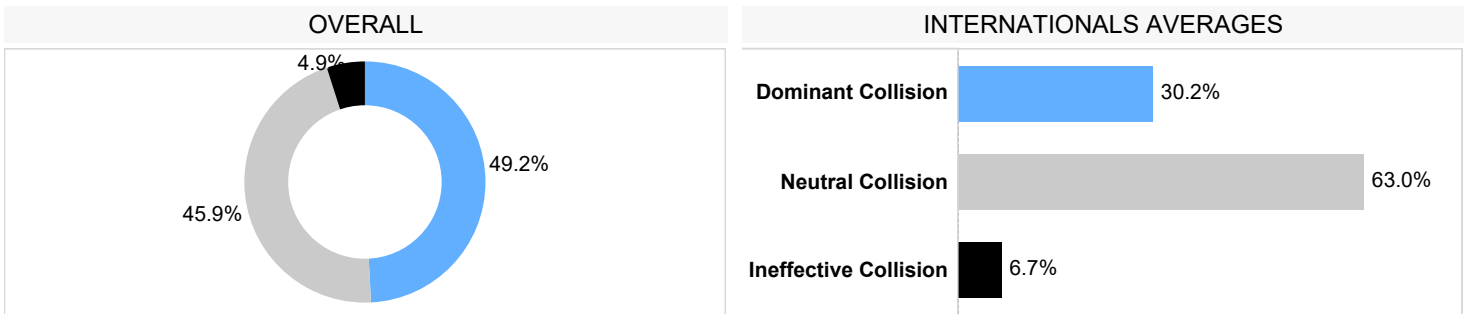
## GAINLINE SUCCESS



### CHAMPIONSHIP AVERAGES

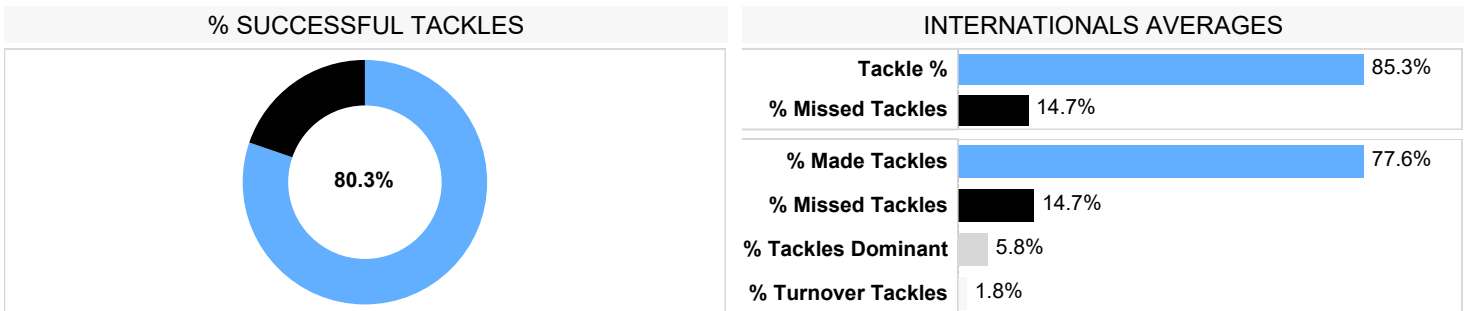


## CARRIES INTO CONTACT\*

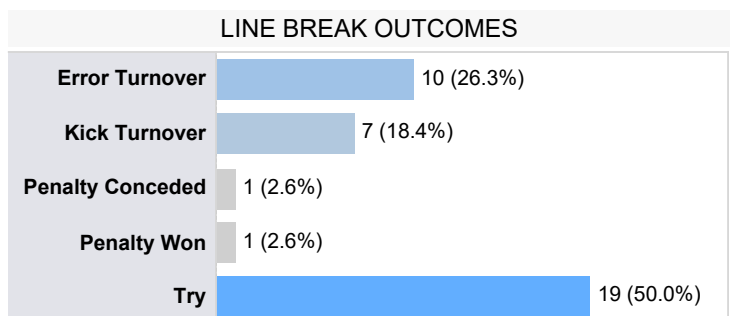


\*dominance based on tackle outcome

## TACKLES

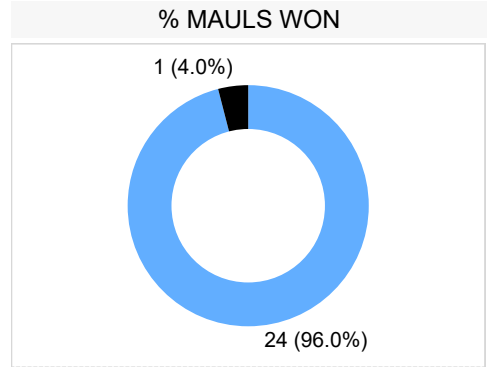
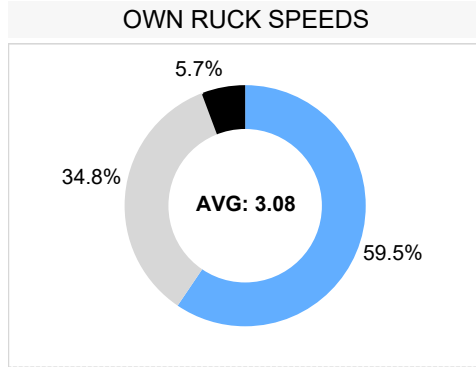
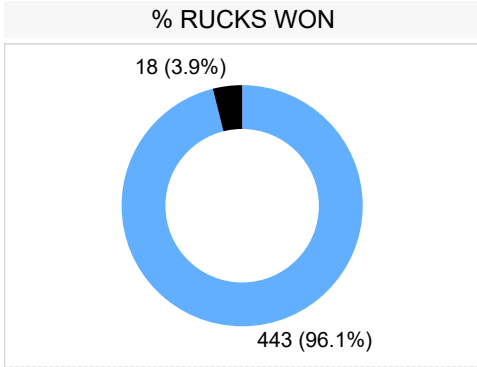


CARRIES & BREAKS	
Line Breaks	41
Line breaks / match	6.8
Defenders Beaten	145
Defenders Beaten / match	24.2
Ball Carries	652.0
Carries / Match	108.7

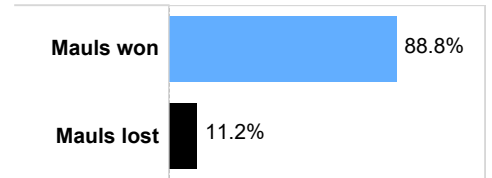
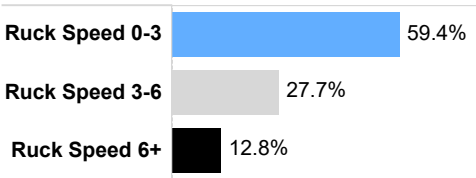
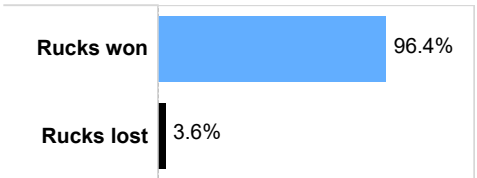


# BREAKDOWN

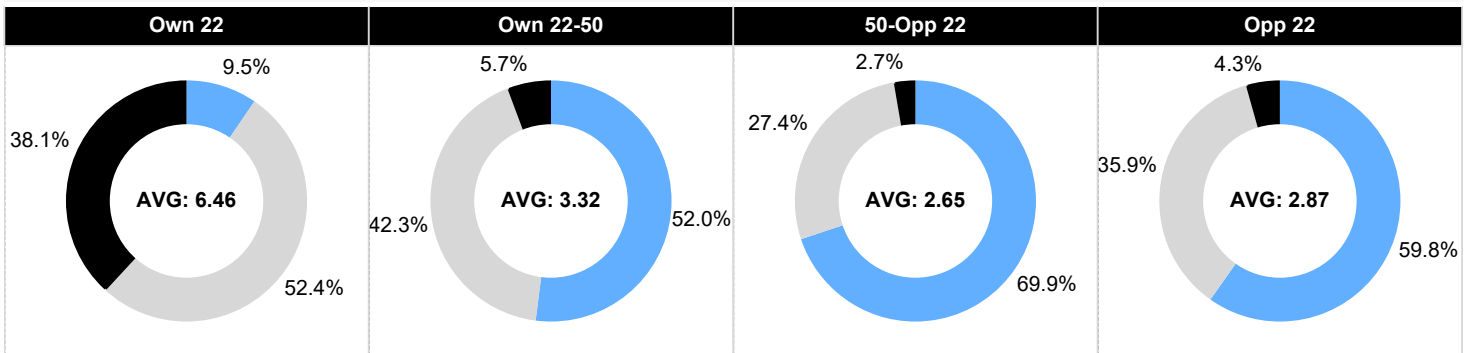
FIJI - 2024 INTERNATIONALS



## INTERNATIONALS AVERAGES



## RUCK SPEEDS - LOCATIONS



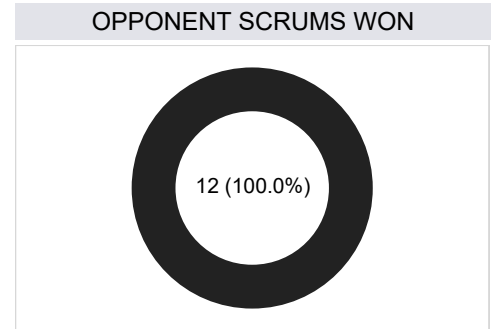
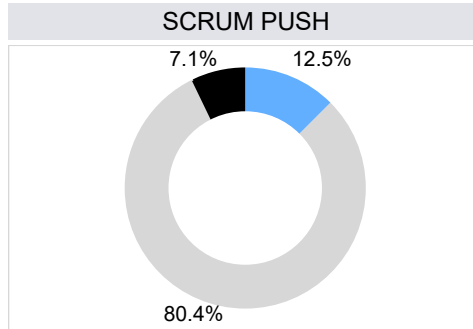
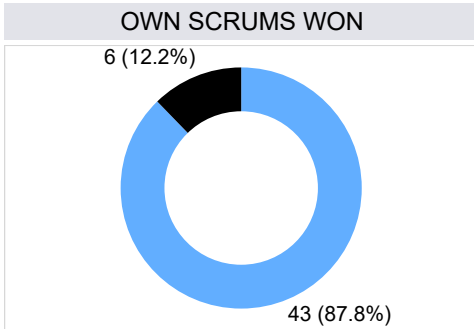
■ Ruck Speed 0-3   ■ Ruck Speed 3-6   ■ Ruck Speed 6+

Attacking Breakdown Arrivals		Defensive Breakdown Arrivals		Breakdown Steals				
1	Kitione Salawa	78	1	Kitione Salawa	29	1	Meli Derenalagi	4
2	Temo Mayanavanua	75	2	Inia Tabuavou	22	2	Eroni Mawi	2
3	Isoa Nasilasila	69	3	Temo Mayanavanua	20	3	Lekima Tagitagivalu	2
4	Eroni Mawi	64	4	Eroni Mawi	19	4	Peni Ravai	2
5	Elia Canakaivata	61	5	Mesake Vocevoce	17	<b>Team Total</b>		<b>21</b>

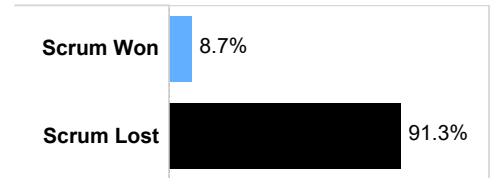
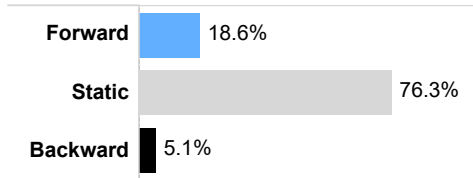
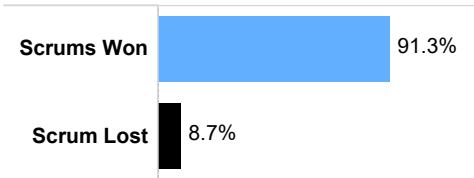
# SET PIECE

FIJI - 2024 INTERNATIONALS

## SCRUMS



### INTERNATIONALS AVERAGES



**OWN SCRUMS**

Scrum Won	Scrum Reset Retained	Scrum Lost
43	7	6

**OPPONENT SCRUMS**

Scrum Lost
12

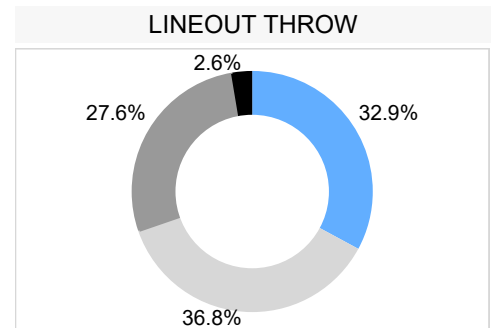
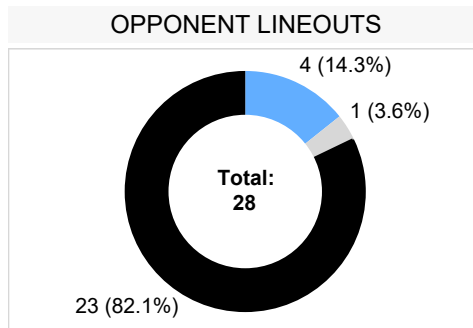
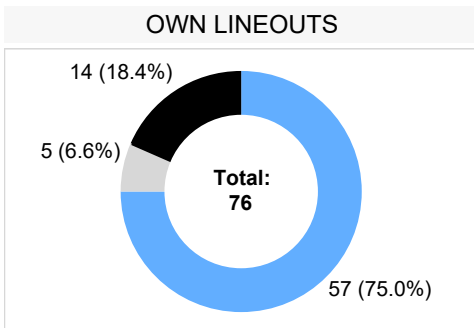
**OWN SCRUMS WON**

	Used	Penalty	Free Kick
Total	32	8	3
% of Total	74.4%	18.6%	7.0%

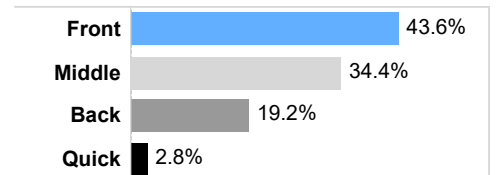
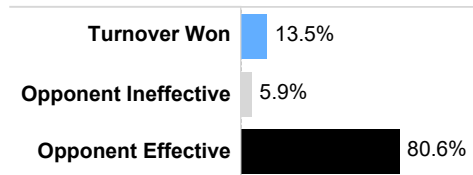
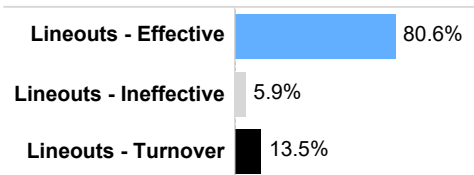
**OPPONENT SCRUMS WON**

	Used	Penalty	Free Kick
Total			
% of Total			

## LINEOUTS



### INTERNATIONALS AVERAGES

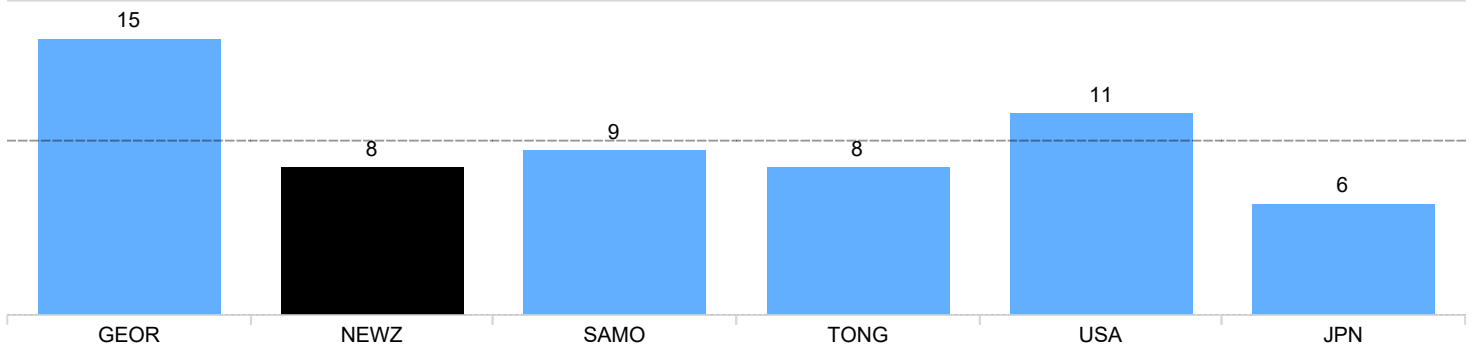


# DISCIPLINE

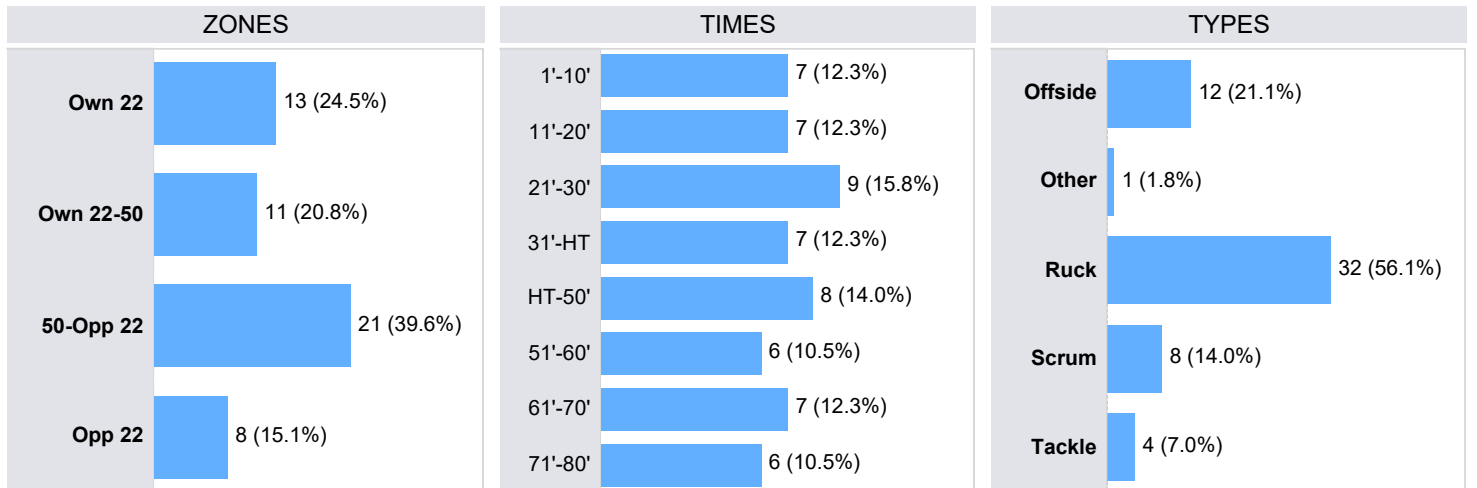
FIJI - 2024 INTERNATIONALS

Statistic	Team	Year Average
Total penalties conceded / match	9.5	5.2
Yellow cards / match	0.5	0.4
Red cards / match	0.2	0.0

## PENALTIES CONCEDED PER MATCH



## PENALTIES & INFRINGEMENTS



## PLAYER STATISTICS - PER 80 AVERAGES WITH A MINIMUM 240 MINUTES PLAYED

Total penalties conceded		Penalties conceded / 80 minutes		Yellow / Red cards	
1	Haareiti Hetet 4	1	Samu Tawake 1.1	1	Adrea Cocagi 0 / 1
2	Inia Tabuavou 4	2	Inia Tabuavou 0.8	2	Albert Tuisue 1 / 0
3	Samu Tawake 4	3	Tevita Ikanivere 0.8	3	Temo Mayanavanua 1 / 0
4	Tevita Ikanivere 4	4	Vuata Karawalevu 0.8	4	Tevita Ikanivere 1 / 0
5	Isoa Nasilasila 3	5	Kitione Salawa 0.6		

***PLAYER STATS***  
***2024 INTERNATIONALS***

# APPEARANCE CHART - SCOTLAND

2024 INTERNATIONALS

	03/02/24	10/02/24	24/02/24	09/03/24	16/03/24	06/07/24	12/07/24	20/07/24	27/07/24
	Wales	France	England	Italy	Ireland	Canada	USA	Chile	Uruguay
E. Ashman	s16	s16	s16	s16	s16		2***		2*
J. Bayliss						8*		8*	
G. Brown						6		6	5
A. Craig							4	4	
L. Crosbie	6					7	s20		6*
S. Cummings	5	5	5	5	5		5		
M. Currie						13	s23	s23*	
R. Darge		7	7	7	7		7	s20	7
J. Dempsey	s20	8	8	8	8				
J. Dobie						14*	s21	14**	s21
Z. Fagerson	3	3	3	3*	3				
M. Fagerson	8	6		s21	s20	s20	8*		8
G. Gilchrist		4	4	4	4				
R. Gray	4								
P. Harrison								s16	s16*
A. Hastings							10	s21	s22
B. Healy	u22	u22	s22			s21		10	10
A. Hepburn	s17	s17	s17	s17					
G. Horne	s21	u21	s21	9	s21		9*		9
W. Hurd						s18		3	
E. Johnson						s19		5	s19
H. Jones	13	13	13	13	13*		13		13
B. Kinghorn			15	15	15				
N. McBeth						s17		1	
R. McCann						s23			
S. McDowall					12	12*		s22	12
E. Millar Mills	s18	u18	s18	s18		3	s18		
A. Onyeama-Christie		s20	s20	6	6				
H. Paterson		15				15*			15
A. Price				s22					
C. Redpath	s23	s23	s23	12	s22				
A. Reed						11**		11	
D. Richardson						2**		2*	
J. Ritchie	7		6	s20			6	7	s20
K. Rowe	15	14		u23	s23		15	15**	14
F. Russell	10	10	10	10	10				
P. Schoeman	1*	1	1	1*	1		1	s17	s17*
J. Sebastian					s18			s18	3
S. Skinner	s19	s19	s19	s19*	s19				
R. Smith						s16	s16		
K. Steyn	14		14	14*	14	s22*	14	13*	s23
R. Sutherland					s17	1	s17		1
R. Thompson						10	s22		
S. Tuipulotu	12	12	12				12	12	
G. Turner	2	2	2	2	2				
D. van der Merwe	11**	11	11***	11	11		11*		11*
M. Walker							3		s18
G. Warr						9**		9	
B. White	9	9*	9		9				
M. Williamson						4	s19	s19	4
G. Young						5			

KEY: Number denotes position, s: substitute, u: unused replacement, \*: try scored

# APPEARANCE CHART - FIJI

2024 INTERNATIONALS

	05/07/24 Georgia	20/07/24 New Zealand	23/08/24 Samoa	06/09/24 Tonga	14/09/24 USA	21/09/24 Japan
I. Armstrong-Ravula	s23	10	s22	15	15	15
V. Botitu	10	15*				
E. Canakaivata	s21	s20	8	7**	8**	8
A. Cocagi				12		
P. Dakuwaqa	11**					
M. Derenalagi	s20		6	6*	6	6
M. Doge	3	3				
M. Dolokoto			s16	s16	s16	s16
I. Droasese	15			s23	s23	11
H. Hetet	s17	s17	1	s17	s17	s17
T. Ikanivere	2*	2	2	2*	2	2
V. Karawalevu			15*	14	14	14**
S. Kuruvoli	s22	s21				
P. Loganimasi						s23**
F. Lomani	9	9	9*	9	9*	9
S. Maqala		s23				
I. Masi			13*	13**	13	13
V. Mata	8	8				
P. Matawalu				s21	s21	s21
E. Mawi	1	1	s17	1	1	1
T. Mayanavanua	5	5	5	5	5	5
E. Momo			11	11	11	
C. Muntz		s22	10	10	10	10
I. Nasilasila	4	4	4		4	4
W. Nayacalevu	13	13				
S. Radradra		11				
P. Ravai	s18		s18	s18	s18	
S. Ravutaumada			14			
R. Rotuisolia				s19	s19	
K. Salawa	7	7	7***	s20	7	7
M. Sorovi			s21			
I. Tabuavou	12	12	12	s22*	12	12
L. Tagitagivalu	6	6				
S. Tawake		s18	3	3	3	3
Z. Togatama	s16	s16				
A. Tuisue	s19	s19	s20	8	s20	s20*
M. Tuni						s18
M. Vocevoce			s19	4		s19
A. Vota			s23		s22	s22
J. Wainiqolo	14	14				

KEY: Number denotes position, s: substitute, u: unused replacement, \*: try scored

# PLAYER DATA - SCOTLAND

2024 INTERNATIONALS

	Games	Starts	Minutes Played	Points	Tries	Ball Carries	Carry Metres	Line Breaks	Defenders Beaten	Passes	Offloads	Turnover Con	Successful Tackles	Missed Tackles	Dominant Tackles	Penalties Conceded	Kicks	Kicking Metres	Lineout Takes	Lineout Steals
E. Ashman	7	2	231	20	4	30	127	0	5	18	1	2	39	0	5	4	0	0	0	2
J. Bayliss	2	2	153	10	2	23	150	0	8	12	2	0	10	0	1	2	0	0	11	0
G. Brown	3	3	209	0	0	14	96	1	3	15	0	1	21	1	1	7	0	0	11	0
A. Craig	2	2	97	0	0	7	29	0	3	2	0	1	4	0	0	1	0	0	0	1
L. Crosbie	4	3	195	5	1	23	73	1	1	4	0	0	33	2	4	2	0	0	2	0
S. Cummings	6	6	471	0	0	24	67	0	1	25	1	2	80	9	9	4	0	0	23	3
M. Currie	3	1	103	5	1	11	148	3	4	8	0	3	11	0	1	1	1	0	0	0
R. Darge	7	6	459	0	0	48	175	2	6	20	1	3	97	6	12	2	0	0	0	0
J. Dempsey	5	4	338	0	0	53	262	0	12	26	3	3	64	2	8	1	0	0	5	0
J. Dobie	4	2	201	15	3	21	198	5	6	108	3	6	12	1	0	0	8	229	0	0
Z. Fagerson	5	5	341	5	1	31	110	0	3	3	0	1	57	2	2	8	0	0	0	0
M. Fagerson	7	4	329	5	1	47	229	2	4	25	3	6	55	5	3	1	0	0	3	0
G. Gilchrist	4	4	291	0	0	16	60	0	1	16	0	2	34	0	2	2	1	0	10	0
R. Gray	1	1	31	0	0	1	4	0	0	3	0	0	4	0	0	0	0	0	2	1
P. Harrison	2	0	52	5	1	10	86	1	6	8	2	0	10	3	3	2	0	0	0	0
A. Hastings	3	1	114	18	0	7	18	0	3	54	1	0	4	2	0	2	13	359	1	0
B. Healy	6	2	133	18	0	10	95	1	4	38	2	2	9	0	0	1	12	373	1	0
A. Hepburn	4	0	69	0	0	11	40	0	0	5	0	0	9	1	1	2	0	0	0	0
G. Horne	7	3	223	5	1	12	84	1	4	193	3	1	15	2	1	3	25	609	0	0
W. Hurd	2	1	79	0	0	5	21	0	0	2	0	0	9	0	2	0	0	0	0	0
E. Johnson	3	1	117	0	0	15	52	0	0	8	1	0	20	0	2	1	0	0	3	0
H. Jones	7	7	545	5	1	51	460	4	19	37	8	8	44	11	6	2	4	48	0	0
B. Kinghorn	3	3	226	0	0	38	303	1	6	21	5	5	7	5	1	1	9	367	0	0
N. McBeth	2	1	85	0	0	3	10	0	0	3	0	0	11	0	2	1	0	0	0	0
R. McCann	1	0	18	0	0	2	20	0	3	0	0	0	1	0	0	0	0	0	0	0
S. McDowall	4	3	241	5	1	25	190	2	11	33	3	1	30	3	3	0	1	50	0	0
E. Millar Mills	6	1	131	0	0	11	34	0	0	2	1	0	20	3	0	3	0	0	0	0
A. Onyeama-Christie	4	2	197	0	0	19	143	1	2	12	2	1	49	2	0	5	0	0	6	0
H. Paterson	3	3	232	5	1	35	347	4	5	17	4	4	6	2	0	2	9	495	0	0
A. Price	1	0	22	0	0	4	20	0	2	47	1	1	1	0	0	0	4	61	0	0
C. Redpath	5	1	147	0	0	26	199	2	9	18	5	3	18	4	0	0	1	27	0	0
A. Reed	2	2	160	10	2	18	162	4	5	8	2	1	5	2	1	0	1	44	0	0
D. Richardson	2	2	160	15	3	28	206	3	12	13	2	1	23	2	2	1	1	20	0	0
J. Ritchie	6	4	280	0	0	28	117	0	1	22	2	4	40	2	4	3	0	0	13	1
K. Rowe	7	5	387	10	2	48	580	8	22	30	4	8	17	2	1	1	9	370	0	0
F. Russell	5	5	400	55	0	33	216	1	3	140	5	5	36	8	4	1	81	2,822	2	0
P. Schoeman	8	6	407	15	3	54	214	0	6	11	1	5	73	5	9	6	1	0	1	0
J. Sebastian	3	1	91	0	0	2	8	0	0	6	0	0	10	2	0	0	0	0	0	0
S. Skinner	5	0	87	5	1	15	40	0	0	10	1	1	14	0	0	5	0	0	2	2
R. Smith	2	0	47	0	0	7	30	0	0	5	1	0	9	1	1	1	0	0	0	0
K. Steyn	8	6	533	15	3	53	421	9	19	26	6	11	40	11	4	2	2	22	0	0
R. Sutherland	4	2	159	0	0	16	108	1	5	5	0	0	22	1	2	1	0	0	0	0
R. Thompson	2	1	77	12	0	7	69	1	2	28	1	2	11	0	1	0	5	190	0	0
S. Tuipulotu	5	5	330	0	0	40	243	0	8	33	2	0	20	1	2	2	0	0	1	0
G. Turner	5	5	283	0	0	29	130	0	6	16	0	2	49	8	4	2	1	14	0	0
D. van der Merwe	7	7	558	35	7	56	530	9	26	20	4	7	21	6	1	6	2	41	0	0
M. Walker	2	1	78	0	0	4	9	0	0	1	0	0	12	1	0	2	0	0	0	0
G. Warr	2	2	113	10	2	8	64	1	1	90	0	0	4	3	0	2	13	404	0	0
B. White	4	4	274	5	1	9	29	0	0	201	1	2	30	7	2	0	48	1,262	0	0
M. Williamson	4	2	183	0	0	8	30	0	1	10	1	1	27	4	4	1	0	0	6	0
G. Young	1	1	80	0	0	6	30	1	0	10	0	1	8	0	0	1	0	0	3	0

# PLAYER DATA - FIJI

2024 INTERNATIONALS

	Games	Starts	Minutes Played	Points	Tries	Ball Carries	Carry Metres	Line Breaks	Defenders Beaten	Passes	Offloads	Turnover Con	Successful Tackles	Missed Tackles	Dominant Tackles	Penalties Conceded	Kicks	Kicking Metres	Lineout Takes	Lineout Steals
I. Armstrong-Ravula	6	4	323	2	0	22	139	3	2	79	2	6	11	5	1	1	31	882	1	0
V. Botitu	2	2	160	11	1	13	91	0	1	23	1	4	9	3	1	2	12	343	0	0
E. Canakaivata	6	4	305	20	4	46	295	2	9	16	1	8	32	11	5	2	0	0	1	0
A. Cocagi	1	1	16	0	0	1	8	0	0	0	0	0	0	0	0	1	0	0	0	0
P. Dakuwaqa	1	1	80	10	2	5	55	2	0	1	0	0	9	3	1	1	0	0	0	0
M. Derenalagi	5	4	338	5	1	28	177	3	6	23	5	7	32	9	1	2	0	0	9	6
M. Doge	2	2	90	0	0	4	15	0	0	0	0	0	8	2	0	0	0	0	0	0
M. Dolokoto	4	0	55	0	0	4	27	0	2	1	0	2	3	0	0	0	0	0	0	0
I. Droese	4	2	206	0	0	22	165	1	14	17	5	5	4	2	0	0	5	155	0	0
H. Hetet	6	1	181	0	0	11	58	0	3	2	0	1	28	3	0	4	0	0	0	0
T. Ikanivere	6	6	403	10	2	58	357	1	8	17	0	5	51	13	4	4	2	33	0	2
V. Karawalevu	4	4	319	15	3	36	407	8	7	27	5	4	9	7	0	3	7	202	0	0
S. Kuruvoli	2	0	59	0	0	5	27	1	0	59	3	2	7	2	0	0	1	34	0	0
P. Loganimasi	1	0	24	10	2	4	72	2	3	1	0	0	1	1	0	1	0	0	0	0
F. Lomani	6	6	375	10	2	23	159	1	9	319	1	7	49	14	1	2	43	1,245	3	0
S. Maqala	1	0	33	0	0	6	45	0	5	3	1	0	4	1	1	0	0	0	0	0
I. Masi	4	4	270	15	3	31	408	4	8	25	5	6	17	4	3	1	1	24	0	0
V. Mata	2	2	121	0	0	15	97	0	0	4	0	1	10	3	0	1	0	0	2	0
P. Matawalu	3	0	32	0	0	2	7	0	1	18	0	0	7	2	1	1	2	55	0	0
E. Mawi	6	5	299	0	0	18	76	0	2	11	2	1	36	4	2	2	0	0	0	0
T. Mayanavanua	6	6	418	0	0	31	128	0	5	6	1	1	44	13	6	1	0	0	9	2
E. Momo	3	3	153	0	0	15	114	3	2	2	0	5	8	2	0	1	6	212	0	0
C. Muntz	5	4	339	48	0	26	180	0	7	109	3	1	45	12	2	2	22	741	0	0
I. Nasilasila	5	5	384	0	0	22	111	0	2	14	1	1	58	12	3	3	0	0	14	3
W. Nayacalevu	2	2	160	0	0	12	81	0	2	7	0	2	19	5	2	2	0	0	1	0
S. Radradra	1	1	80	0	0	16	102	2	3	12	4	1	6	2	1	0	1	58	1	0
P. Ravai	4	0	89	0	0	7	50	0	4	4	1	0	1	2	1	2	0	0	0	0
S. Ravutaumada	1	1	80	0	0	4	60	0	2	6	1	2	3	0	0	1	1	15	0	0
R. Rotuisolia	2	0	28	0	0	0	0	0	0	0	0	0	3	0	0	0	0	0	0	0
K. Salawa	6	5	381	15	3	34	343	5	13	13	5	2	38	11	2	3	4	82	1	0
M. Sorovi	1	0	13	0	0	0	0	0	0	15	0	0	0	0	0	0	1	5	0	0
I. Tabuavou	6	5	385	5	1	45	311	3	14	34	2	9	45	7	6	4	9	300	2	0
L. Tagitagivalu	2	2	141	0	0	8	49	0	0	9	4	1	19	3	3	1	0	0	4	1
S. Tawake	5	4	288	0	0	26	97	0	1	6	1	0	40	11	0	4	0	0	1	0
Z. Togatama	2	0	17	0	0	0	0	0	0	0	0	0	5	3	0	0	0	0	0	0
A. Tuisue	6	1	131	5	1	17	82	0	4	6	0	1	13	2	1	2	1	4	0	0
M. Tuni	1	0	12	0	0	1	2	0	0	1	0	0	1	0	0	0	0	0	0	0
M. Vocevoce	3	1	118	0	0	11	63	0	0	11	0	1	14	0	0	1	0	0	12	1
A. Vota	3	0	64	0	0	11	53	0	2	11	1	1	10	0	1	0	0	0	0	0
J. Wainiqolo	2	2	160	0	0	12	101	0	4	7	3	7	17	2	1	1	1	45	0	0

# ***PLAYER RANKINGS***

## **2024 INTERNATIONALS**

# PLAYER RANKINGS - POINTS

2024 INTERNATIONALS

## POINTS

		Games	Points	Minutes	Pens	Conv	Drop Goals	Tries	
1	D. McKenzie	New Zealand	10	108	709	15	29	0	1
2	S. Lee	Japan	7	76	461	8	21	0	2
3	J. Crowley	Ireland	7	71	539	12	15	0	1
4	T. Ramos	France	5	63	400	13	12	0	0
4	T. Albornoz	Argentina	9	63	451	5	19	0	2
6	P. Garbisi	Italy	8	61	613	10	13	0	1
7	H. Pollard	South Africa	8	57	334	13	9	0	0
8	N. Lolesio	Australia	8	56	511	12	10	0	0
9	F. Russell	Scotland	5	55	400	11	11	0	0
9	S. Carreras	Argentina	9	55	505	9	9	0	2

## GOAL KICKING (MADE)

		Games	Minutes	Goals	Misses	Pens	Pens Missed	Conv	Conv Missed	Goal Kicking ..	
1	D. McKenzie	New Zealand	10	709	44	14	15	5	29	9	75.9%
2	S. Lee	Japan	7	461	29	1	8	1	21	0	96.7%
3	J. Crowley	Ireland	7	539	27	10	12	3	15	7	73.0%
4	T. Ramos	France	5	400	25	3	13	2	12	1	89.3%
5	T. Albornoz	Argentina	9	451	24	10	5	2	19	8	70.6%
6	P. Garbisi	Italy	8	613	23	8	10	4	13	4	74.2%
7	H. Pollard	South Africa	8	334	22	5	13	3	9	2	81.5%
7	F. Russell	Scotland	5	400	22	1	11	0	11	1	95.7%
7	N. Lolesio	Australia	8	511	22	6	12	3	10	3	78.6%
7	S. Feinberg-Mngomezulu	South Africa	8	384	22	7	8	3	14	4	75.9%

## GOAL KICKING (%)\*

		Games	Kicks	Made	Available Points	Points Scored	Expected Points	Pts Gained	Goal Kicking %	
1	Martin Page-Relo	Italy	4	6	6	18	18	4.3	13.7	100.0%
1	Leo Berdeu	France	1	7	7	19	19	14.1	4.9	100.0%
3	Seungsin Lee	Japan	6	30	29	69	66	60.9	5.1	96.7%
4	Finn Russell	Scotland	5	23	22	57	55	48.5	6.5	95.7%
5	Ben Donaldson	Australia	4	12	11	28	26	23.6	2.4	91.7%
6	Sam Costelow	Wales	4	10	9	24	21	19.3	1.7	90.0%
6	Santiago Carreras	Argentina	6	20	18	49	45	41.9	3.1	90.0%
8	Thomas Ramos	France	5	28	25	71	63	57.3	5.7	89.3%
9	Ioan Lloyd	Wales	3	7	6	14	12	10.4	1.6	85.7%
9	Ben Thomas	Wales	2	7	6	18	15	12.9	2.1	85.7%

\*Minimum 5 Kicks at Goal



# PLAYER RANKINGS - TRIES

2024 INTERNATIONALS

## TRIES

		Games	Minutes Played	Tries	Tries / 80	
1	D. van der Merwe	Scotland	7	558	7	1.0
1	C. Clarke	New Zealand	5	351	7	1.6
3	D. Riley	Japan	7	560	6	0.9
4	D. Sheehan	Ireland	6	330	5	1.2
4	M. Carreras	Argentina	9	690	5	0.6
6	M. Ioane	Italy	7	555	4	0.6
6	J. Lowe	Ireland	7	560	4	0.6
6	M. Marx	South Africa	9	363	4	0.9
6	A. Savea	New Zealand	9	695	4	0.5
6	M. Mapimpi	South Africa	4	320	4	1.0
6	K. Arendse	South Africa	7	502	4	0.6
6	M. Tele'a	New Zealand	7	413	4	0.8
6	F. McReight	Australia	5	389	4	0.8
6	W. Jordan	New Zealand	6	396	4	0.8

## TRY ASSISTS

		Games	Minutes Played	Try Assists	Try Assists / 80	
1	B. Barrett	New Zealand	8	470	6	1.0
1	M. Smith	England	5	285	6	1.7
3	D. McKenzie	New Zealand	10	709	5	0.6
3	S. Lee	Japan	7	461	5	0.9
5	A. Mitchell	England	7	451	4	0.7
5	T. Alborno	Argentina	9	451	4	0.7
5	S. Chocobares	Argentina	8	546	4	0.6
5	S. Fujiwara	Japan	7	383	4	0.8
5	P. Garbisi	Italy	8	613	4	0.5
10	J. Gibson-Park	Ireland	5	299	3	0.8
10	H. Jones	Scotland	7	545	3	0.4
10	F. Russell	Scotland	5	400	3	0.6
10	D. Penaud	France	5	400	3	0.6
10	D. Riley	Japan	7	560	3	0.4

## TRY INVOLVEMENTS

		Games	Minutes Played	Try Involvements	% of Team Total	
1	D. Riley	Japan	7	560	9	17.0%
2	M. Smith	England	5	285	8	18.2%
3	B. Barrett	New Zealand	8	470	7	9.1%
3	D. van der Merwe	Scotland	7	558	7	9.9%
3	C. Clarke	New Zealand	5	351	7	9.1%
3	S. Lee	Japan	7	461	7	13.2%
7	M. Ioane	Italy	7	555	6	16.2%
7	D. McKenzie	New Zealand	10	709	6	7.8%
7	J. Lowe	Ireland	7	560	6	14.6%
7	M. Mapimpi	South Africa	4	320	6	9.4%
7	M. Tele'a	New Zealand	7	413	6	7.8%
7	A. Mitchell	England	7	451	6	13.6%
7	T. Alborno	Argentina	9	451	6	9.0%
7	A. Fassi	South Africa	6	437	6	9.4%



# PLAYER RANKINGS - CARRIES

2024 INTERNATIONALS

## CARRIES

		Games	Total
1	B. Earl	England	8 130
2	A. Savea	New Zealand	9 121
3	R. Valetini	Australia	9 88
4	P. Matera	Argentina	9 87
4	H. Wilson	Australia	7 87
6	D. McKenzie	New Zealand	10 85
6	C. Doris	Ireland	7 85
8	P. du Toit	South Africa	8 82
8	A. Wainwright	Wales	7 82
10	F. Makisi	Japan	8 81

		Minutes	Per 80*
1	B. Earl	England	640 16.3
2	W. Sititi	New Zealand	339 15.8
3	E. Louw	South Africa	265 15.1
4	G. Alldritt	France	279 14.1
5	A. Savea	New Zealand	695 13.9
6	J. Dempsey	Scotland	338 12.5
7	H. Wilson	Australia	560 12.4
8	C. Doris	Ireland	550 12.4
9	C. Baille	France	267 12.3
10	P. Matera	Argentina	567 12.3

## METRES

		Games	Total
1	D. Riley	Japan	7 765
2	M. Carreras	Argentina	9 739
3	B. Earl	England	8 701
4	A. Savea	New Zealand	9 680
5	J. Kriel	South Africa	9 678
6	J. Lowe	Ireland	7 642
7	M. loane	Italy	7 624
8	T. Wright	Australia	8 623
9	T. Alborno	Argentina	9 622
10	C. Clarke	New Zealand	5 597

		Minutes	Per 80*
1	C. Clarke	New Zealand	351 136.1
2	I. Masi	Fiji	270 120.9
3	K. Rowe	Scotland	387 119.8
4	Y. Yazaki	Japan	374 113.5
5	W. Jordan	New Zealand	396 111.0
6	T. Alborno	Argentina	451 110.4
7	W. Sititi	New Zealand	339 109.3
8	D. Riley	Japan	560 109.2
9	M. Tuitama	Japan	360 108.5
10	E. Louw	South Africa	265 104.4

## DEFENDERS BEATEN

		Games	Total
1	M. Tele'a	New Zealand	7 37
2	B. Earl	England	8 33
3	D. McKenzie	New Zealand	10 30
4	C. Kolbe	South Africa	7 29
4	M. Carreras	Argentina	9 29
6	A. Savea	New Zealand	9 27
6	D. Penaud	France	5 27
8	M. loane	Italy	7 26
8	D. van der Merwe	Scotland	7 26
8	D. Riley	Japan	7 26

		Minutes	Per 80*
1	M. Tele'a	New Zealand	413 7.2
2	D. Penaud	France	400 5.4
3	M. Tuitama	Japan	360 4.9
4	C. Clarke	New Zealand	351 4.6
5	K. Rowe	Scotland	387 4.5
6	S. Feinberg-Mngomez	South Africa	384 4.4
7	C. Kolbe	South Africa	560 4.1
8	B. Earl	England	640 4.1
9	I. Feyi-Waboso	England	305 3.9
10	M. loane	Italy	555 3.7

\*Minimum 240 minutes played



# PLAYER RANKINGS - PASSING

2024 INTERNATIONALS

## PASSES

		Games	Total	
1	S. Fujiwara	Japan	7	472
2	J. Gordon	Australia	6	388
3	T. Perenara	New Zealand	8	360
4	G. Bertranou	Argentina	8	359
5	A. Mitchell	England	7	336
6	J. Gibson-Park	Ireland	5	333
7	F. Lomani	Fiji	6	319
8	T. Williams	Wales	5	303
9	C. Ratima	New Zealand	8	256
10	D. McKenzie	New Zealand	10	245

		Minutes	Per 80*	
1	S. Fujiwara	Japan	383	98.6
2	J. Gibson-Park	Ireland	299	89.1
3	J. Gordon	Australia	364	85.3
4	T. Williams	Wales	296	81.9
5	T. Perenara	New Zealand	358	80.4
6	C. Ratima	New Zealand	255	80.3
7	F. Lomani	Fiji	375	68.1
8	G. Bertranou	Argentina	430	66.8
9	A. Mitchell	England	451	59.6
10	B. White	Scotland	274	58.7

## PASSING ACCURACY\*\*

		Total	%	
1	G. Williams	South Africa	166	99.4%
2	K. Hardy	Wales	110	99.1%
3	B. Serin	France	101	99.0%
4	C. Ratima	New Zealand	256	98.8%
5	S. Varney	Italy	149	98.7%
6	N. White	Australia	135	98.5%
7	E. Bevan	Wales	125	98.4%
8	J. Dobie	Scotland	108	98.1%
9	G. Horne	Scotland	193	97.9%
10	T. Williams	Wales	303	97.7%

## BREAK ASSIST PASSES

		Games	Total	
1	D. McKenzie	New Zealand	10	16
2	S. McDowall	Scotland	4	6
2	A. Fassi	South Africa	6	6
4	G. Ford	England	5	5
4	S. Kolisi	South Africa	6	5
4	R. Henshaw	Ireland	7	5
4	S. Chocobares	Argentina	8	5
4	P. Garbisi	Italy	8	5
4	J. Oviedo	Argentina	8	5
10	P. Matera	Argentina	9	4
10	A. Lienert-Brown	New Zealand	10	4
10	S. Cordero	Argentina	3	4
10	F. Russell	Scotland	5	4
10	A. Savea	New Zealand	9	4
10	T. Wright	Australia	8	4
10	S. Tuipulotu	Scotland	5	4
10	R. Valetini	Australia	9	4
10	T. Albornoz	Argentina	9	4
10	S. Carreras	Argentina	9	4
10	S. Fujiwara	Japan	7	4
10	J. Crowley	Ireland	7	4
10	L. Barre	France	4	4

## OFFLOADS

		Games	Total	
1	S. Reece	New Zealand	8	14
2	J. Lowe	Ireland	7	12
3	D. Penaud	France	5	11
4	M. Ioane	Italy	7	10
4	D. McKenzie	New Zealand	10	10
4	R. Snyman	South Africa	3	10
4	M. Tele'a	New Zealand	7	10
8	J. Mallia	Argentina	6	9
8	J. Oviedo	Argentina	8	9
10	H. Jones	Scotland	7	8
10	W. Sititi	New Zealand	6	8

		Minutes	Per 80*	
1	D. Penaud	France	400	2.2
2	S. Reece	New Zealand	536	2.1
3	M. Tele'a	New Zealand	413	1.9
4	W. Sititi	New Zealand	339	1.9
5	L. Barre	France	312	1.8
6	B. Dixon	South Africa	271	1.8
7	J. Lowe	Ireland	560	1.7
8	S. Waqa	Japan	286	1.7
9	J. Mallia	Argentina	444	1.6
10	I. Masi	Fiji	270	1.5

\*Minimum 240 minutes played \*\*Minimum 100 Passes



# PLAYER RANKINGS - KICKS

2024 INTERNATIONALS

## KICKS IN PLAY

		Games	Total
1	D. McKenzie	New Zealand	10 93
2	F. Russell	Scotland	5 81
3	A. Mitchell	England	7 79
4	P. Garbisi	Italy	8 68
5	J. Crowley	Ireland	7 54
5	S. Lee	Japan	7 54
7	T. Albornoz	Argentina	9 53
7	S. Carreras	Argentina	9 53
9	J. Lowe	Ireland	7 50
9	T. Williams	Wales	5 50
9	S. Feinberg-Mngomez	South Africa	8 50

		Minutes	Per 80*
1	F. Russell	Scotland	400 16.2
2	B. White	Scotland	274 14.0
3	A. Mitchell	England	451 14.0
4	T. Williams	Wales	296 13.5
5	S. Varney	Italy	246 12.0
6	D. McKenzie	New Zealand	709 10.5
7	S. Feinberg-Mngomez	South Africa	384 10.4
8	G. Ford	England	345 10.0
9	G. Williams	South Africa	240 9.7
10	M. Page-Relo	Italy	302 9.5

## KICKING METRES

		Games	Total
1	F. Russell	Scotland	5 2,822
2	D. McKenzie	New Zealand	10 2,815
3	A. Mitchell	England	7 2,163
4	P. Garbisi	Italy	8 2,149
5	T. Albornoz	Argentina	9 2,031
6	J. Lowe	Ireland	7 1,988
7	S. Carreras	Argentina	9 1,956
8	S. Lee	Japan	7 1,889
9	S. Feinberg-Mngomez	South Africa	8 1,485
10	T. Williams	Wales	5 1,359

		Minutes	Per 80*
1	F. Russell	Scotland	400 564.3
2	A. Mitchell	England	451 383.6
3	B. White	Scotland	274 368.4
4	T. Williams	Wales	296 367.2
5	T. Albornoz	Argentina	451 360.3
6	S. Lee	Japan	461 327.8
7	D. McKenzie	New Zealand	709 317.7
8	S. Carreras	Argentina	505 309.8
9	S. Feinberg-Mngomez	South Africa	384 309.4
10	G. Ford	England	345 296.0

## METRES / KICKS IN PLAY\*\*

		Games	Avg*
1	Leo Barre	France	4 40.2
2	James Lowe	Ireland	7 39.8
3	Cameron Winnett	Wales	7 39.2
4	Tomas Albornoz	Argentina	9 38.3
5	Juan Cruz Mallia	Argentina	6 38.1
6	Jordie Barrett	New Zealand	8 37.4
7	Santiago Carreras	Argentina	9 36.9
8	Seungsin Lee	Japan	7 35.0
9	Finn Russell	Scotland	5 34.8
10	Caleb Muntz	Fiji	5 33.7

\*Minimum 240 minutes played \*\*Minimum 2 Kicks / 80min



# PLAYER RANKINGS - LINEOUTS

2024 INTERNATIONALS

## LINEOUTS WON (INC. STEALS)

		Games	Total	
1	F. Ruzza	Italy	8	45
2	W. Dearn	Japan	8	43
3	M. Itoje	England	8	36
3	E. Etzebeth	South Africa	9	36
5	R. Nortje	South Africa	5	34
6	N. Frost	Australia	6	30
7	D. Jenkins	Wales	7	29
8	L. Salakaia-Loto	Australia	7	28
8	J. Gonzalez	Argentina	6	28
10	S. Cummings	Scotland	6	26

		Minutes	Per 80*	
1	F. Ruzza	Italy	488	7.4
2	R. Nortje	South Africa	369	7.4
3	L. Salakaia-Loto	Australia	367	6.1
4	N. Frost	Australia	396	6.1
5	J. Gonzalez	Argentina	398	5.6
6	W. Dearn	Japan	625	5.5
7	E. Etzebeth	South Africa	543	5.3
8	F. Molina	Argentina	362	5.1
9	O. Chessum	England	331	5.1
10	A. Beard	Wales	319	5.0

## LINEOUT STEALS

		Games	Total	
1	W. Dearn	Japan	8	8
2	M. Derenalagi	Fiji	5	6
3	L. Salakaia-Loto	Australia	7	5
4	M. Itoje	England	8	4
4	P. du Toit	South Africa	8	4
4	N. Frost	Australia	6	4
4	T. Vaa'i	New Zealand	9	4
4	J. Moro	Argentina	1	4
9	E. Etzebeth	South Africa	9	3
9	T. Beirne	Ireland	6	3
9	S. Cummings	Scotland	6	3
9	M. Lamaro	Italy	8	3
9	J. Williams	Australia	8	3
9	I. Nasilasila	Fiji	5	3
9	O. Chessum	England	5	3

		Minutes	Per 80*	
1	M. Derenalagi	Fiji	338	1.4
2	L. Salakaia-Loto	Australia	367	1.1
3	W. Dearn	Japan	625	1.0
4	N. Frost	Australia	396	0.8
5	O. Chessum	England	331	0.7
6	I. Nasilasila	Fiji	384	0.6
7	T. Vaa'i	New Zealand	544	0.6
8	J. Williams	Australia	431	0.6
9	E. Blackadder	New Zealand	309	0.5
10	T. Beirne	Ireland	470	0.5

## LINEOUT THROWS WON

		Games	Total	
1	J. George	England	8	80
1	C. Taylor	New Zealand	8	80
3	J. Montoya	Argentina	7	59
3	M. Harada	Japan	8	59
5	M. Faessler	Australia	7	54
6	B. Mbonambi	South Africa	7	53
7	T. Ikanivere	Fiji	6	52
8	M. Marx	South Africa	9	50
8	E. Dee	Wales	5	50
10	G. Nicotera	Italy	7	49

## LINEOUT SUCCESS RATE\*\*

		Games	Total*	
1	E. Dee	Wales	5	96.2%
2	I. Ruiz	Argentina	8	91.7%
3	B. Mbonambi	South Africa	7	91.4%
4	J. George	England	8	89.9%
5	D. Sheehan	Ireland	6	88.7%
6	M. Faessler	Australia	7	88.5%
7	M. Harada	Japan	8	88.1%
8	C. Taylor	New Zealand	8	87.0%
9	J. Montoya	Argentina	7	86.8%
10	G. Turner	Scotland	5	86.1%

\*Minimum 240 minutes played \*\*Minimum 2 lineout throws / 80



# PLAYER RANKINGS - TACKLES & TURNOVERS

2024 INTERNATIONALS

## SUCCESSFUL TACKLES

			Games	Total
1	M. Lamaro	Italy	8	143
2	D. Jenkins	Wales	7	115
3	T. Reffell	Wales	7	113
4	A. Savea	New Zealand	9	107
5	N. Cannone	Italy	8	104
6	P. du Toit	South Africa	8	102
6	M. Kremer	Argentina	8	102
6	B. Earl	England	8	102
9	H. Wilson	Australia	7	98
10	R. Darge	Scotland	7	97

			Minutes	Per 80*
1	G. Lucchesi	Italy	302	19.6
2	L. Cannone	Italy	290	19.6
3	C. Tizzano	Australia	307	19.3
4	M. Lamaro	Italy	607	18.8
5	C. Cunningham-South	England	241	18.6
6	R. Vintcent	Italy	364	18.2
7	D. Jenkins	Wales	530	17.4
8	T. Costley	Japan	272	17.4
9	A. Bell	Australia	264	17.0
10	R. Darge	Scotland	459	16.9

## DOMINANT TACKLES

			Games	Total
1	M. Lamaro	Italy	8	12
1	R. Darge	Scotland	7	12
3	M. Kremer	Argentina	8	11
3	N. Cannone	Italy	8	11
3	W. Dearn	Japan	8	11
6	T. Menoncello	Italy	8	10
7	P. Matera	Argentina	9	9
7	M. Itoje	England	8	9
7	O. Nche	South Africa	9	9
7	P. Schoeman	Scotland	8	9

## TACKLE SUCCESS RATE\*\*

			Minutes	%*
1	G. Gilchrist	Scotland	291	100.0%
2	E. Dee	Wales	298	97.9%
3	J. Dempsey	Scotland	338	95.5%
4	S. Tuipulotu	Scotland	330	95.2%
5	J. George	England	493	94.2%
6	E. Bello	Argentina	256	93.8%
7	Z. Fagerson	Scotland	341	93.4%
7	T. Beirne	Ireland	470	93.4%
9	L. Cannone	Italy	290	93.4%
10	M. Leitch	Japan	240	92.9%

## TURNOVERS WON

			Games	Total
1	W. Dearn	Japan	8	12
2	M. Derenalagi	Fiji	5	10
3	M. Itoje	England	8	8
3	T. Reffell	Wales	7	8
3	T. Vaa'i	New Zealand	9	8
6	T. Beirne	Ireland	6	7
7	P. du Toit	South Africa	8	6
7	A. Savea	New Zealand	9	6
7	S. Underhill	England	8	6
7	N. Frost	Australia	6	6

			Minutes	Per 80*
1	M. Derenalagi	Fiji	338	2.4
2	W. Dearn	Japan	625	1.5
3	G. Lucchesi	Italy	302	1.3
4	N. Frost	Australia	396	1.2
5	T. Reffell	Wales	536	1.2
6	T. Beirne	Ireland	470	1.2
7	T. Vaa'i	New Zealand	544	1.2
8	L. Cannone	Italy	290	1.1
9	L. Salakaia-Loto	Australia	367	1.1
10	E. Blackadder	New Zealand	309	1.0

\*Minimum 240 minutes played \*\*Minimum 5 tackles / 80



# PLAYER RANKINGS - DISCIPLINE

2024 INTERNATIONALS

## PENS CONCEDED

		Games	Total	
1	J. Slipper	Australia	6	7
1	T. Lomax	New Zealand	8	7
1	H. Wilson	Australia	7	7
1	T. Williams	New Zealand	7	7
1	G. Brown	Scotland	3	7
1	S. Takeuchi	Japan	8	7
1	R. Vintcent	Italy	7	7
8	D. van der Merwe	Scotland	7	6
8	P. Schoeman	Scotland	8	6
8	J. Montoya	Argentina	7	6
8	P. du Toit	South Africa	8	6
8	S. Waqa	Japan	6	6
8	G. Zilocchi	Italy	6	6
8	W. Stuart	England	8	6
8	H. Paisami	Australia	7	6
8	E. Blackadder	New Zealand	4	6
8	M. Lamaro	Italy	8	6
8	W. Sیتی	New Zealand	6	6

		Minutes	Per 80*	
1	J. Sclavi	Argentina	270	2.7
2	A. Porter	Ireland	439	2.4
3	G. Lucchesi	Italy	302	2.1
4	Z. Fagerson	Scotland	341	1.9
5	S. Waqa	Japan	286	1.7
6	T. Williams	New Zealand	345	1.6
7	T. Tupou	Australia	255	1.6
8	E. Blackadder	New Zealand	309	1.6
9	W. Stuart	England	312	1.5
9	R. Vintcent	Italy	364	1.5

## CARDS

		Games	Yellows	
1	K. Arendse	South Africa	7	3
2	A. Kellaway	Australia	9	2
2	P. O'Mahony	Ireland	6	2
2	C. Clarke	New Zealand	5	2
2	A. Fassi	South Africa	6	2
6	E. Daly	England	5	1
6	U. Atonio	France	5	1
6	W. Le Roux	South Africa	4	1
6	O. Tu'ungafasi	New Zealand	7	1
6	A. Lienert-Brown	New Zealand	10	1
6	J. Wiese	South Africa	4	1
6	D. van der Merwe	Scotland	7	1
6	M. Marx	South Africa	9	1
6	J. Kriel	South Africa	9	1
6	P. Willemse	France	1	1

		Games	Reds	
1	P. Matera	Argentina	9	1
1	J. Danty	France	3	1
1	A. Esterhuizen	South Africa	2	1
1	P. Willemse	France	1	1
1	C. Ewels	England	1	1
1	A. Cocagi	Fiji	1	1
1	F. Daugunu	Australia	4	1
1	K. Shimokawa	Japan	6	1

\*Minimum 240 minutes played



**PLAYER COMPARISON**  
**2024 INTERNATIONALS**  
**SCOTLAND & FIJI**

# PLAYER COMPARISON - POINTS

2024 INTERNATIONALS

POINTS							
SCOTLAND			FIJI				
	Games	Total		Games	Total		
1	F. Russell	5	55	1	C. Muntz	5	48
2	D. van der Merwe	7	35	2	E. Canakaivata	6	20
3	E. Ashman	7	20	3	I. Masi	4	15
4	A. Hastings	3	18	3	K. Salawa	6	15
4	B. Healy	6	18	3	V. Karawalevu	4	15

TRIES							
SCOTLAND			FIJI				
	Games	Total		Games	Total		
1	D. van der Merwe	7	7	1	E. Canakaivata	6	4
2	E. Ashman	7	4	2	I. Masi	4	3
3	P. Schoeman	8	3	2	K. Salawa	6	3
3	D. Richardson	2	3	2	V. Karawalevu	4	3
3	K. Steyn	8	3	5	P. Dakuwaqa	1	2
3	J. Dobie	4	3	5	F. Lomani	6	2
				5	T. Ikanivere	6	2
				5	P. Loganimasi	1	2

GOAL KICKING*									
SCOTLAND			FIJI						
	Made	Missed	%		Made	Missed	%		
1	F. Russell	22	1	95.7%	1	C. Muntz	21	5	80.8%
2	A. Hastings	9	2	81.8%					
2	B. Healy	9	2	81.8%	2	V. Botitu	2	3	40.0%
4	R. Thompson	6	2	75.0%					

\*Minimum 5 Kicks at Goal

# PLAYER COMPARISON - CARRIES

2024 INTERNATIONALS

CARRIES							
SCOTLAND			FIJI				
	Games	Total		Games	Total		
1	D. van der Merwe	7	56	1	T. Ikanivere	6	58
2	P. Schoeman	8	54	2	E. Canakaivata	6	46
3	J. Dempsey	5	53	3	I. Tabuavou	6	45
3	K. Steyn	8	53	4	V. Karawalevu	4	36
5	H. Jones	7	51	5	K. Salawa	6	34

METRES							
SCOTLAND			FIJI				
	Games	Total		Games	Total		
1	K. Rowe	7	579.7	1	I. Masi	4	408.1
2	D. van der Merwe	7	529.8	2	V. Karawalevu	4	407.0
3	H. Jones	7	459.7	3	T. Ikanivere	6	357.0
4	K. Steyn	8	421.1	4	K. Salawa	6	343.3
5	H. Paterson	3	346.8	5	I. Tabuavou	6	311.4

DEFENDERS BEATEN							
SCOTLAND			FIJI				
	Games	Total		Games	Total		
1	D. van der Merwe	7	26	1	I. Droasese	4	14
2	K. Rowe	7	22	1	I. Tabuavou	6	14
3	H. Jones	7	19	3	K. Salawa	6	13
3	K. Steyn	8	19	4	F. Lomani	6	9
5	J. Dempsey	5	12	4	E. Canakaivata	6	9
5	D. Richardson	2	12				

# PLAYER COMPARISON - PASSING

2024 INTERNATIONALS

PASSES							
SCOTLAND			FIJI				
		Games	Total				
1	B. White	4	201	1	F. Lomani	6	319
2	G. Horne	7	193	2	C. Muntz	5	109
3	F. Russell	5	140	3	I. Armstrong-Ravula	6	79
4	J. Dobie	4	108	4	S. Kuruvoli	2	59
5	G. Warr	2	90	5	I. Tabuavou	6	34

PASSING ACCURACY%**							
SCOTLAND			FIJI				
		Games	Total				
1	J. Dobie	4	98.1%	1	C. Muntz	5	96.3%
2	G. Horne	7	97.9%				
3	B. White	4	97.0%	2	F. Lomani	6	96.2%
4	F. Russell	5	90.0%				

OFFLOADS							
SCOTLAND			FIJI				
		Games	Total				
1	H. Jones	7	8	1	M. Derenalagi	5	5
2	K. Steyn	8	6	1	I. Droasese	4	5
3	F. Russell	5	5	1	I. Masi	4	5
3	B. Kinghorn	3	5	1	K. Salawa	6	5
3	C. Redpath	5	5	1	V. Karawalevu	4	5

# PLAYER COMPARISON - KICKS

2024 INTERNATIONALS

KICKS IN PLAY							
SCOTLAND			FIJI				
		Games	Total				
1	F. Russell	5	81	1	F. Lomani	6	43
2	B. White	4	48	2	I. Armstrong-Ravula	6	31
3	G. Horne	7	25	3	C. Muntz	5	22
4	A. Hastings	3	13	4	V. Botitu	2	12
4	G. Warr	2	13	5	I. Tabuavou	6	9

KICKING METRES							
SCOTLAND			FIJI				
		Games	Total				
1	F. Russell	5	2,821.7	1	F. Lomani	6	1,244.9
2	B. White	4	1,261.8	2	I. Armstrong-Ravula	6	882.4
3	G. Horne	7	608.9	3	C. Muntz	5	741.3
4	H. Paterson	3	494.5	4	V. Botitu	2	342.8
5	G. Warr	2	403.6	5	I. Tabuavou	6	300.0

METRES / KICKS IN PLAY**							
SCOTLAND			FIJI				
		Games	Avg*				
1	F. Russell	5	34.8	1	C. Muntz	5	33.7
2	B. White	4	26.3	2	I. Tabuavou	6	33.3
				3	F. Lomani	6	29.0
				4	V. Karawalevu	4	28.9
				5	I. Armstrong-Ravula	6	28.5

\*Minimum 240 minutes played \*\*Minimum 2 Kicks / 80min

# PLAYER COMPARISON - LINEOUTS

2024 INTERNATIONALS

## LINEOUTS WON (INC. STEALS)

SCOTLAND			FIJI		
	Games	Total		Games	Total
1 S. Cummings	6	26	1 I. Nasilasila	5	17
2 J. Ritchie	6	14	2 M. Derenalagi	5	15
3 J. Bayliss	2	11	3 M. Vocevoce	3	13
3 G. Brown	3	11	4 T. Mayanavanua	6	11
5 G. Gilchrist	4	10	5 L. Tagitagivalu	2	5

## LINEOUT STEALS

SCOTLAND			FIJI		
	Games	Total		Games	Total
1 S. Cummings	6	3	1 M. Derenalagi	5	6
2 S. Skinner	5	2	2 I. Nasilasila	5	3
2 E. Ashman	7	2	3 T. Mayanavanua	6	2
4 R. Gray	1	1	3 T. Ikanivere	6	2
4 J. Ritchie	6	1	5 L. Tagitagivalu	2	1
4 A. Craig	2	1	5 M. Vocevoce	3	1

## LINEOUT THROWS WON

SCOTLAND			FIJI		
	Games	Total		Games	Total
1 E. Ashman	7	35	1 T. Ikanivere	6	52
2 G. Turner	5	31	2 M. Dolokoto	4	6
3 D. Richardson	2	16	3 Z. Togatama	2	2
4 P. Harrison	2	10	4 I. Armstrong-Ravula	6	1
5 R. Smith	2	9	4 V. Karawalevu	4	1

# PLAYER COMPARISON - TACKLES

2024 INTERNATIONALS

## SUCCESSFUL TACKLES

SCOTLAND		
	Games	Total
1 R. Darge	7	97
2 S. Cummings	6	80
3 P. Schoeman	8	73
4 J. Dempsey	5	64
5 Z. Fagerson	5	57

FIJI		
	Games	Total
1 I. Nasilasila	5	58
2 T. Ikanivere	6	51
3 F. Lomani	6	49
4 C. Muntz	5	45
4 I. Tabuavou	6	45

## DOMINANT TACKLES

SCOTLAND		
	Games	Total
1 R. Darge	7	12
2 P. Schoeman	8	9
2 S. Cummings	6	9
4 J. Dempsey	5	8
5 H. Jones	7	6

FIJI		
	Games	Total
1 T. Mayanavanua	6	6
1 I. Tabuavou	6	6
3 E. Canakaivata	6	5
4 T. Ikanivere	6	4
5 L. Tagitagivalu	2	3
5 I. Nasilasila	5	3
5 I. Masi	4	3

## TURNOVERS WON

SCOTLAND		
	Games	Total
1 S. Cummings	6	4
1 A. Onyeama-Christie	4	4
3 M. Fagerson	7	3
3 E. Ashman	7	3
5 J. Dempsey	5	2
5 H. Jones	7	2
5 S. Skinner	5	2
5 J. Ritchie	6	2
5 D. Richardson	2	2
5 R. Darge	7	2

FIJI		
	Games	Total
1 M. Derenalagi	5	10
2 I. Nasilasila	5	4
3 T. Mayanavanua	6	3
3 L. Tagitagivalu	2	3
3 T. Ikanivere	6	3

# PLAYER COMPARISON - DISCIPLINE

2024 INTERNATIONALS

## PENS CONCEDED

SCOTLAND			FIJI		
	Games	Total		Games	Total
1 Z. Fagerson	5	8	1 S. Tawake	5	4
2 G. Brown	3	7	1 T. Ikanivere	6	4
3 D. van der Merwe	7	6	1 H. Hetet	6	4
3 P. Schoeman	8	6	1 I. Tabuavou	6	4
5 S. Skinner	5	5	5 I. Nasilasila	5	3
5 A. Onyeama-Christie	4	5	5 K. Salawa	6	3
			5 V. Karawalevu	4	3

## YELLOW CARDS

SCOTLAND			FIJI		
	Games	Total		Games	Total
1 D. van der Merwe	7	1	1 A. Tuisue	6	1
1 G. Turner	5	1	1 T. Mayanavanua	6	1
1 S. Tuipulotu	5	1	1 T. Ikanivere	6	1
1 E. Ashman	7	1			

## RED CARDS

SCOTLAND			FIJI		
	Games	Total		Games	Total
			1 A. Cocagi	1	1