

Insights by **Sage**



# ***PREVIEW REPORT***

***ENGLAND - NEW ZEALAND***

***2024 AUTUMN NATIONS SERIES***

***ROUND 1***

***02/11/2024***



**England  
Rugby**



**ALL BLACKS®**



## **ENGLAND vs NEW ZEALAND**

2024 AUTUMN NATIONS SERIES



### **OPTA FACTS**

- England have won just one of their last 10 men's Test matches against New Zealand (D1 L8), with that win coming in the semi-finals of the 2019 Rugby World Cup (19-7); however, England trailed at halftime in just three of those 10 matches (ahead five times, level twice), with the All Blacks coming from behind to win on four occasions.
- England drew against the All Blacks the last time they faced each other at Allianz Stadium (25-25 in November 2022), despite trailing 25-6 with just 10 minutes remaining; overall, New Zealand have won on 19 occasions away to England, the joint most of any team (level with Ireland and Wales), despite playing just 26 matches on English soil as the visiting team (73% win rate).
- England have won three of their last four Test matches on home soil (L1), including their most recent to deny Ireland a Grand Slam in this year's Guinness Men's Six Nations (23-22 in March), however, those three wins have all come by margins of just two points or fewer.
- New Zealand have lost just one of their last eight matches against European opposition (W6 D1), winning each of their last four in a row – their best run since winning seven such Tests on the bounce between 2017 and 2018.
- New Zealand recorded the best lineout success rate in The Rugby Championship this year (89%), while they won 16% of their opponents' lineouts – also the best rate of any team – stealing 11 lineouts in total, a joint-high alongside Australia. Meanwhile, England had the joint-best lineout success rate in the Guinness Men's Six Nations (91%, also Ireland).
- New Zealand made the most carries of any team in this year's edition of The Rugby Championship (756) and were the only side to carry for over 5000 metres in the tournament (5278), beating the most defenders (165) and making the most offloads (54) in the process.
- England were one of two teams to make 30+ kicks in play during the 2024 Guinness Men's Six Nations (30.2, Scotland 34.2) and retained possession from 17% of those kicks, the highest rate of any team in the Championship – New Zealand averaged the second most kicks in play per game of any team in this year's Rugby Championship (23.3) but had the competition's lowest retention rate (9%).
- England made the joint-most attacking 22 entries per game of any side in the 2024 Guinness Men's Six Nations (9.6, also Ireland), but scored the fewest points per entry of any side (2.1), while New Zealand scored the most points per attacking entry of any team in The Rugby Championship this year (3.0).
- Ardie Savea (New Zealand) made the most carries (89) and the second most tackles (84) of any player in the 2024 Rugby Championship, with his combined total of 173 being at least 14 more than any other player in the competition.
- Ben Earl (England) made the most carries (73) of any player in the Guinness Men's Six Nations this year and beat the most defenders of any forward (24); the Saracens back row also made the most carries of any player during England's Test series against New Zealand in July (44).

# MATCH SQUADS

2024 AUTUMN NATIONS SERIES

England	#	New Zealand
George Furbank	15	Will Jordan
Immanuel Feyi-Waboso	14	Mark Tele'a
Henry Slade	13	Rieko Ioane
Ollie Lawrence	12	Jordie Barrett
Tommy Freeman	11	Caleb Clarke
Marcus Smith	10	Beauden Barrett
Ben Spencer	9	Cortez Ratima
Ellis Genge	1	Tamaiti Williams
Jamie George	2	Codie Taylor
Will Stuart	3	Tyrel Lomax
Maro Itoje	4	Scott Barrett
George Martin	5	Tupou Vaa'i
Chandler Cunningham-South	6	Wallace Sititi
Tom Curry	7	Sam Cane
Ben Earl	8	Ardie Savea
Theo Dan	16	Asafo Aumua
Fin Baxter	17	Ofa Tu'ungafasi
Dan Cole	18	Pasilio Tosi
Nick Isiekwe	19	Patrick Tuipulotu
Ben Curry	20	Samipeni Finau
Alex Dombrandt	21	Cam Roigard
Harry Randall	22	Anton Lienert-Brown
George Ford	23	Damian McKenzie



# ENGLAND MATCH SQUAD DETAILS

2024 AUTUMN NATIONS SERIES

#	Player	Age	Height	Weight	Caps	Points	Tries
15	George Furbank	28	182	87	11	10	2
14	Immanuel Feyi-Waboso	21	180	94	6	20	4
13	Henry Slade	31	191	96	65	53	9
12	Ollie Lawrence	25	182	99	27	25	5
11	Tommy Freeman	23	188	92	11	10	2
10	Marcus Smith	25	176	82	35	220	12
9	Ben Spencer	32	178	83	6	0	0
1	Ellis Genge	29	187	116	62	30	6
2	Jamie George	34	183	107	93	65	13
3	Will Stuart	28	189	127	41	10	2
4	Maro Itoje	30	195	118	84	30	6
5	George Martin	23	198	118	15	0	0
6	Chandler Cunningham-South	21	196	120	7	5	1
7	Tom Curry	26	185	110	53	20	4
8	Ben Earl	26	184	107	33	20	4
16	Theo Dan	23	180	100	15	15	3
17	Fin Baxter	22	185	116	2	0	0
18	Dan Cole	37	190	124	115	20	4
19	Nick Isiekwe	26	201	120	11	0	0
20	Ben Curry	26	185	106	5	0	0
21	Alex Dombrandt	27	191	118	17	5	1
22	Harry Randall	26	172	72	7	10	2
23	George Ford	31	178	86	96	414	10

## NEW ZEALAND MATCH SQUAD DETAILS

2024 AUTUMN NATIONS SERIES

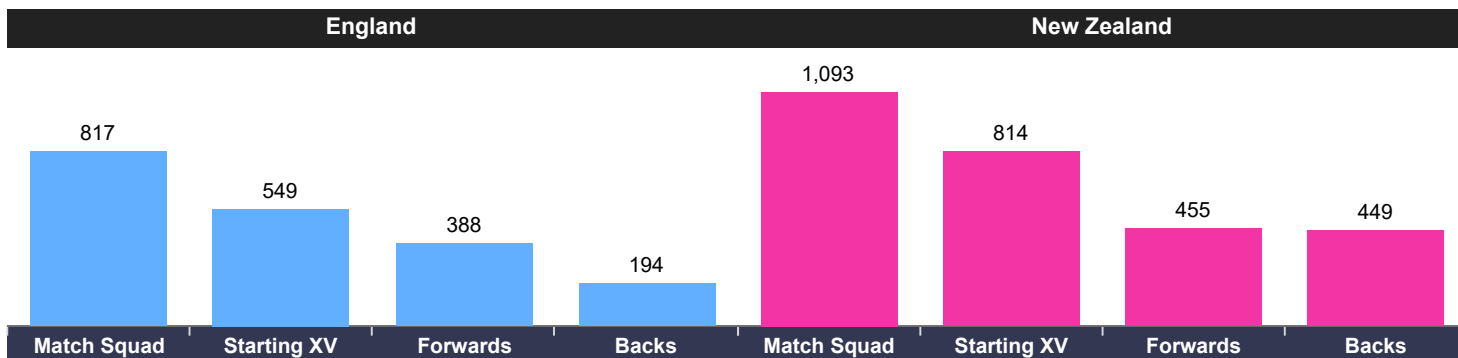


#	Player	Age	Height	Weight	Caps	Points	Tries
15	Will Jordan	26	188	94	37	175	35
14	Mark Tele'a	27	186	94	16	50	10
13	Rieko Ioane	27	189	103	77	185	37
12	Jordie Barrett	27	196	96	65	297	25
11	Caleb Clarke	25	184	107	25	60	13
10	Beauden Barrett	33	187	91	131	747	44
9	Cortez Ratima	23	179	87	8	0	1
1	Tamaiti Williams	24	196	140	15	15	3
2	Codie Taylor	33	183	108	93	105	21
3	Tyrel Lomax	28	192	127	40	0	0
4	Scott Barrett	30	197	111	76	35	7
5	Tupou Vaa'i	24	198	118	34	15	3
6	Wallace Sititi	22	187	113	6	0	0
7	Sam Cane	32	189	108	101	85	17
8	Ardie Savea	31	190	99	90	135	28
16	Asafo Aumua	27	177	108	16	10	2
17	Ofa Tu'ungafasi	32	195	122	64	5	1
18	Pasilio Tosi	26	193	140	4	5	1
19	Patrick Tuipulotu	31	198	120	47	35	7
20	Samipeni Finau	25	193	115	5	10	2
21	Cam Roigard	23	183	88	6	25	5
22	Anton Lienert-Brown	29	185	96	80	75	15
23	Damian McKenzie	29	177	78	57	264	21

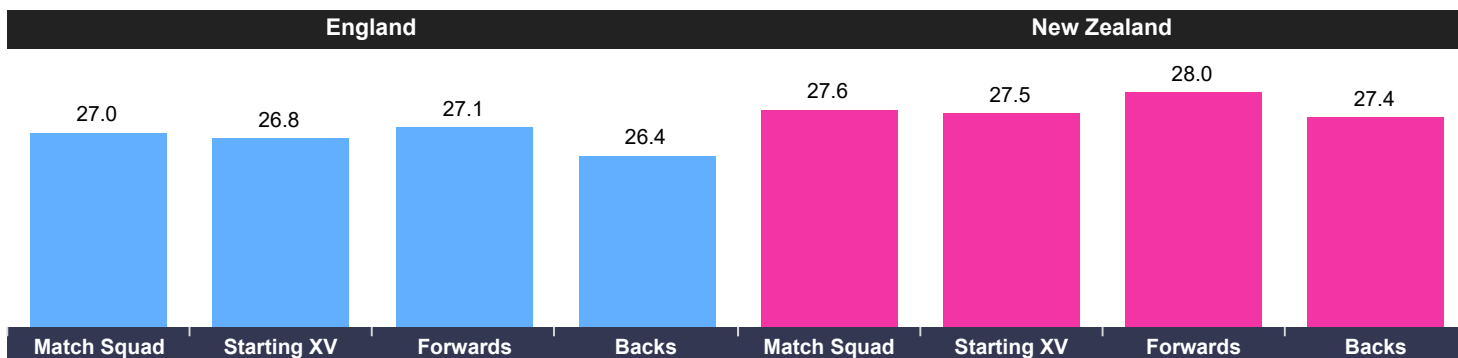
# MATCH SQUAD - SQUAD COMPARISON

2024 AUTUMN NATIONS SERIES

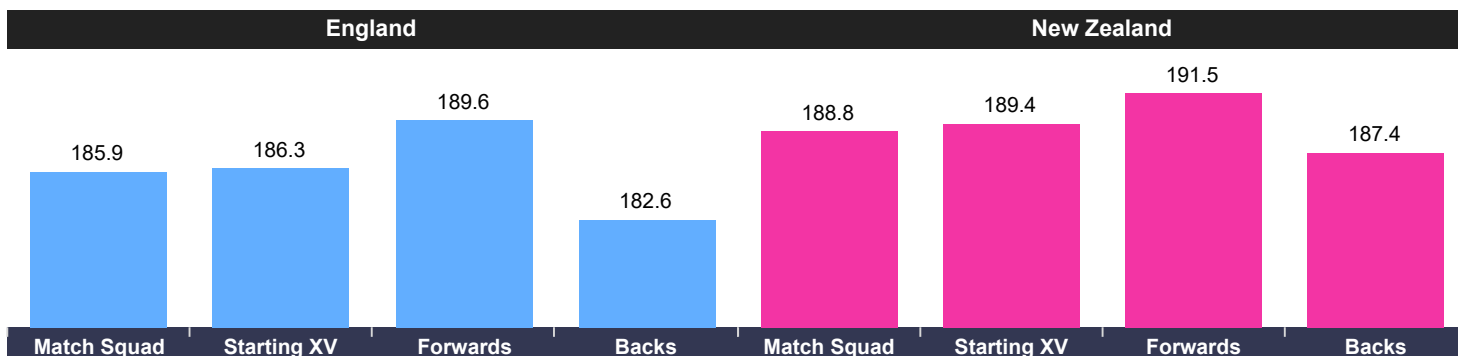
## CAPS - TOTAL



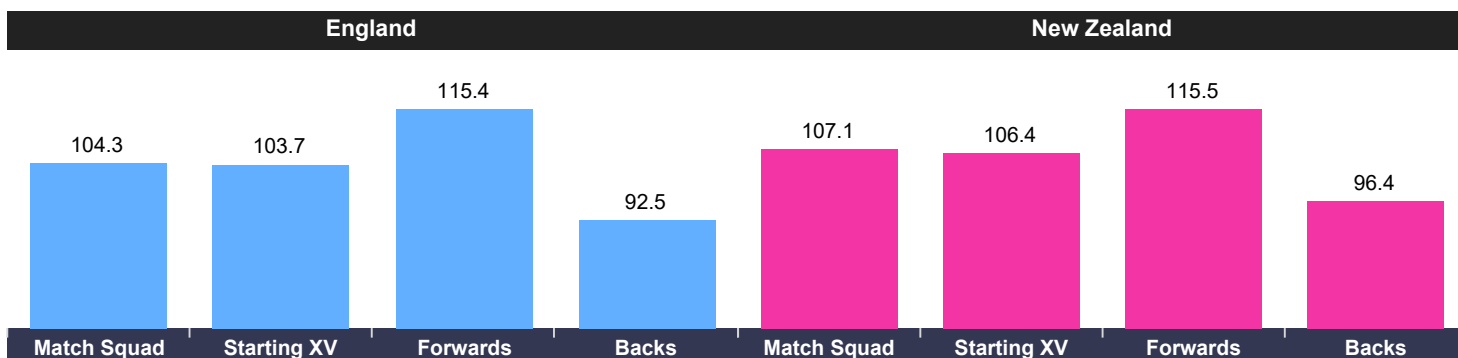
## AGE - AVERAGES



## HEIGHT - AVERAGES



## WEIGHT - AVERAGES



## LAST MATCH DETAILS

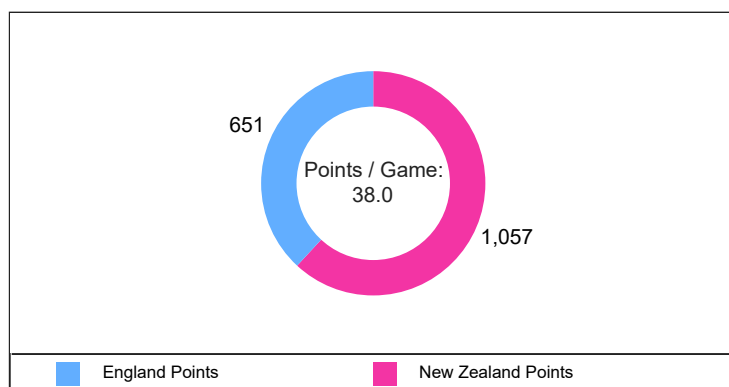
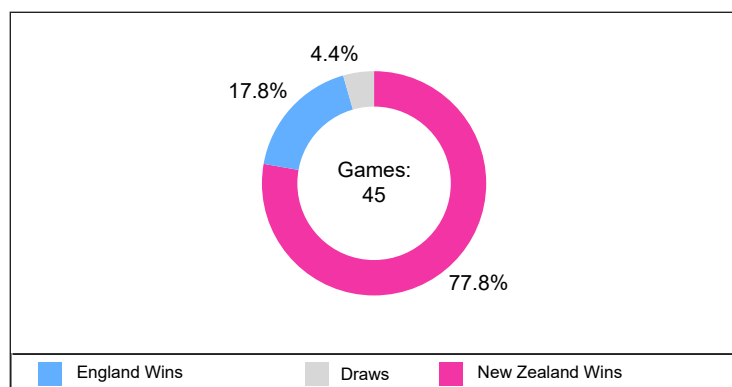
ENGLAND		International v New Zealand (13/07/2024) 24-17 (L)						
#	Player	Minutes	Points	Tries	Ball Carries	Kicks	Tackles	Cards
15	Freddie Steward	70	0	0	10	1	5	0
14	Immanuel Feyi-Waboso	69	5	1	7	0	10	0
13	Henry Slade	80	0	0	3	2	9	0
12	Ollie Lawrence	80	0	0	7	1	7	0
11	Tommy Freeman	80	5	1	3	0	9	0
10	Marcus Smith	72	7	0	8	9	6	0
9	Alex Mitchell	80	0	0	3	13	8	0
1	Fin Baxter	69	0	0	9	0	14	0
2	Jamie George	79	0	0	4	0	13	0
3	Will Stuart	49	0	0	5	0	3	0
4	Maro Itoje	80	0	0	5	0	11	0
5	George Martin	80	0	0	9	0	11	0
6	Chandler Cunningham-South	62	0	0	4	0	10	0
7	Sam Underhill	49	0	0	3	0	7	0
8	Ben Earl	80	0	0	22	1	13	0
16	Theo Dan	1	0	0	0	0	1	0
17	Bevan Rodd	11	0	0	0	0	3	0
18	Dan Cole	31	0	0	0	0	4	0
19	Alex Coles	18	0	0	1	0	1	0
20	Tom Curry	31	0	0	1	0	7	0
21	Ben Spencer	0	0	0	0	0	0	0
22	Fin Smith	18	0	0	2	2	3	0
23	Ollie Sleightholme	11	0	0	2	0	0	0
<b>Team Total</b>		-	<b>17</b>	<b>2</b>	<b>108</b>	<b>29</b>	<b>155</b>	<b>0</b>

NEW ZEALAND		International v Japan (26/10/2024) 19-64 (W)						
#	Player	Minutes	Points	Tries	Ball Carries	Kicks	Tackles	Cards
15	Stephen Perofeta	80	0	0	9	4	6	0
14	Sevu Reece	59	0	0	8	1	5	0
13	Billy Proctor	80	5	1	6	2	17	0
12	Anton Lienert-Brown	59	0	0	10	1	13	0
11	Mark Tele'a	80	5	1	13	0	9	0
10	Damian McKenzie	80	14	0	9	6	13	0
9	Cam Roigard	51	5	1	5	5	6	0
1	Tamaiti Williams	51	5	1	3	0	3	0
2	Asafo Aumua	51	0	0	5	0	10	0
3	Pasilio Tosi	51	5	1	2	0	10	0
4	Sam Darry	51	0	0	6	0	8	0
5	Patrick Tuipulotu	80	5	1	6	0	16	0
6	Samipeni Finau	80	5	1	9	0	23	0
7	Sam Cane	51	5	1	3	0	14	0
8	Wallace Sititi	80	0	0	15	0	14	0
16	George Bell	29	0	0	2	0	11	0
17	Ofa Tu'ungafasi	29	0	0	2	0	7	0
18	Fletcher Newell	29	0	0	0	0	6	0
19	Josh Lord	29	0	0	1	0	10	0
20	Peter Lakai	29	0	0	2	0	15	0
21	TJ Perenara	29	0	0	0	1	5	0
22	David Havili	21	0	0	3	2	6	0
23	Ruben Love	21	10	2	2	2	4	0
<b>Team Total</b>		-	<b>64</b>	<b>10</b>	<b>121</b>	<b>24</b>	<b>231</b>	<b>0</b>

# HEAD TO HEAD

All Time

	Games	England Wins	Draws	New Zealand Wins
Overall:	45	8	2	35
England at Home:	26	5	2	19
New Zealand at Home:	17	2	0	15
Neutral Venue:	2	1	0	1



## LAST 10 MEETINGS

Year	Date	Team	Score	Opposition	Venue	Winner
2024	13/07/2024	New Zealand	24-17	England	Eden Park	New Zealand
2024	06/07/2024	New Zealand	16-15	England	Forsyth Barr Stadium	New Zealand
2022	19/11/2022	England	25-25	New Zealand	Twickenham	Match drawn
2019	26/10/2019	England	19-7	New Zealand	Yokohama	England
2018	10/11/2018	England	15-16	New Zealand	Twickenham	New Zealand
2014	08/11/2014	England	21-24	New Zealand	Twickenham	New Zealand
2014	21/06/2014	New Zealand	36-13	England	Hamilton	New Zealand
2014	14/06/2014	New Zealand	28-27	England	Dunedin	New Zealand
2014	07/06/2014	New Zealand	20-15	England	Auckland	New Zealand
2013	16/11/2013	England	22-30	New Zealand	Twickenham	New Zealand

# RESULTS

Since 2023

ENGLAND								
Date	Opponent	Comp	H/A	Result	F	A	TF	TA
04/02/2023	Scotland	Six Nations	H	L	23	29	3	4
12/02/2023	Italy	Six Nations	H	W	31	14	5	2
25/02/2023	Wales	Six Nations	A	W	20	10	3	1
11/03/2023	France	Six Nations	H	L	10	53	1	7
18/03/2023	Ireland	Six Nations	A	L	16	29	1	4
05/08/2023	Wales	International	A	L	9	20	0	2
12/08/2023	Wales	International	H	W	19	17	1	2
19/08/2023	Ireland	International	A	L	10	29	1	5
26/08/2023	Fiji	International	H	L	22	30	3	3
09/09/2023	Argentina	RWC	H	W	27	10	0	1
17/09/2023	Japan	RWC	H	W	34	12	4	0
23/09/2023	Chile	RWC	H	W	71	0	11	0
07/10/2023	Samoa	RWC	H	W	18	17	2	2
15/10/2023	Fiji	RWC	H	W	30	24	2	3
21/10/2023	South Africa	RWC	H	L	15	16	0	1
27/10/2023	Argentina	RWC	A	W	26	23	2	2
03/02/2024	Italy	Six Nations	A	W	27	24	2	3
10/02/2024	Wales	Six Nations	H	W	16	14	2	2
24/02/2024	Scotland	Six Nations	A	L	21	30	2	3
09/03/2024	Ireland	Six Nations	H	W	23	22	3	2
16/03/2024	France	Six Nations	A	L	31	33	4	3
22/06/2024	Japan	International	A	W	52	17	8	2
06/07/2024	New Zealand	International	A	L	15	16	2	2
13/07/2024	New Zealand	International	A	L	17	24	2	2
<b>Average</b>					<b>21.8</b>	<b>23.0</b>	<b>2.5</b>	<b>2.6</b>

NEW ZEALAND								
Date	Opponent	Comp	H/A	Result	F	A	TF	TA
08/07/2023	Argentina	The Rugby Championship	A	W	41	12	7	2
15/07/2023	South Africa	The Rugby Championship	H	W	35	20	4	3
29/07/2023	Australia	The Rugby Championship	A	W	38	7	6	1
05/08/2023	Australia	International	H	W	23	20	2	2
25/08/2023	South Africa	International	H	L	7	35	1	5
08/09/2023	France	RWC	A	L	13	27	2	2
15/09/2023	Namibia	RWC	H	W	71	3	11	0
29/09/2023	Italy	RWC	H	W	96	17	14	2
05/10/2023	Uruguay	RWC	H	W	73	0	11	0
14/10/2023	Ireland	RWC	A	W	28	24	3	3
20/10/2023	Argentina	RWC	A	W	44	6	7	0
28/10/2023	South Africa	RWC	H	L	11	12	1	0
06/07/2024	England	International	H	W	16	15	2	2
13/07/2024	England	International	H	W	24	17	2	2
20/07/2024	Fiji	International	H	W	47	5	7	1
10/08/2024	Argentina	The Rugby Championship	H	L	30	38	3	4
17/08/2024	Argentina	The Rugby Championship	H	W	42	10	6	1
31/08/2024	South Africa	The Rugby Championship	A	L	27	31	4	3
07/09/2024	South Africa	The Rugby Championship	A	L	12	18	0	2
21/09/2024	Australia	The Rugby Championship	A	W	31	28	4	4
28/09/2024	Australia	The Rugby Championship	H	W	33	13	5	1
26/10/2024	Japan	International	A	W	64	19	10	3
<b>Average</b>					<b>29.7</b>	<b>20.8</b>	<b>3.8</b>	<b>2.5</b>

## FORM - ENGLAND

All Competitions

ENGLAND						
Record	Date	Opponent	Comp	Score	Days Since	Games Since
Last Win	22/06/2024	Japan	International	52-17	131	2
Last Loss	13/07/2024	New Zealand	International	17-24	110	0
Last Home Win	09/03/2024	Ireland	Six Nations	23-22	236	4
Last Home Loss	21/10/2023	South Africa	RWC	15-16	376	9
Last Away Win	22/06/2024	Japan	International	52-17	131	2
Last Away Loss	13/07/2024	New Zealand	International	17-24	110	0

NEW ZEALAND						
Record	Date	Opponent	Comp	Score	Days Since	Games Since
Last Win	26/10/2024	Japan	International	64-19	5	0
Last Loss	07/09/2024	South Africa	The Rugby Championship	12-18	54	3
Last Home Win	28/09/2024	Australia	The Rugby Championship	33-13	33	1
Last Home Loss	10/08/2024	Argentina	The Rugby Championship	30-38	82	6
Last Away Win	26/10/2024	Japan	International	64-19	5	0
Last Away Loss	07/09/2024	South Africa	The Rugby Championship	12-18	54	3

## LAST MEETING - STATISTICS

### New Zealand 24-17 England (2024-07-13 - International)

New Zealand	England	
2	Tries	2
1	Conversions	2
4	Penalty Goals	1
93	Ball Carries	108
2	Offloads	3
8	Line Breaks	5
29	Defenders Beaten	16
638	Carry Metres	731
143	Total Tackles	148
16	Missed Tackle	29
4	Turnovers Won	3
14	Turnover Conceded	7
10	Lineouts Won	18
3	Lineouts Lost	2
6	Total Penalties Conceded	11
36	Kicks in Play	29

#	Player	Minutes Played	Tries	Points	Ball Carries	Defenders Beaten	Tackles	Tackles - Success	Turnovers Won	Pens Conceded
15	Stephen Perofeta	50	0	0	7	3	4	3	0	0
14	Sevu Reece	80	0	0	4	1	7	5	0	0
13	Rieko Ioane	59	0	0	5	2	4	2	0	0
12	Jordie Barrett	80	0	0	10	2	19	13	0	1
11	Mark Tele'a	80	2	10	12	4	5	3	0	0
10	Damian McKenzie	80	0	14	8	6	5	2	0	0
9	Finlay Christie	53	0	0	2	0	3	3	0	0
1	Ethan de Groot	50	0	0	1	0	8	8	0	0
2	Codie Taylor	64	0	0	4	0	13	11	0	0
3	Tyrel Lomax	55	0	0	4	0	8	8	0	0
4	Scott Barrett	80	0	0	3	0	13	13	0	1
5	Patrick Tuipulotu	55	0	0	6	1	4	3	1	1
6	Samipeni Finau	50	0	0	3	1	11	10	0	0
7	Dalton Papali'i	80	0	0	4	2	11	11	1	1
8	Ardie Savea	80	0	0	11	3	8	8	1	0
16	Asafo Aumua	16	0	0	2	0	3	3	1	0
17	Ofa Tu'ungafasi	30	0	0	0	0	6	6	0	0
18	Fletcher Newell	25	0	0	1	0	1	1	0	0
19	Tupou Vaa'i	25	0	0	1	0	2	2	0	0
20	Luke Jacobson	30	0	0	1	0	6	6	0	0
21	Cortez Ratima	27	0	0	0	0	3	3	0	0
22	Anton Lienert-Brown	21	0	0	2	1	1	1	0	0
23	Beauden Barrett	30	0	0	2	3	3	2	0	0

#	Player	Minutes	Tries	Points	Ball Carries	Defenders Beaten	Tackles	Tackles - Success	Turnovers Won	Pens Conceded
15	Freddie Steward	70	0	0	10	2	5	3	0	0
14	Immanuel Feyi-Waboso	69	1	5	7	4	10	5	0	0
13	Henry Slade	80	0	0	3	0	9	6	0	0
12	Ollie Lawrence	80	0	0	7	3	7	6	0	1
11	Tommy Freeman	80	1	5	3	0	9	3	0	0
10	Marcus Smith	72	0	7	8	3	6	6	1	1
9	Alex Mitchell	80	0	0	3	0	8	6	0	0
1	Fin Baxter	69	0	0	9	0	14	14	0	0
2	Jamie George	79	0	0	4	0	13	13	0	0
3	Will Stuart	49	0	0	5	0	3	3	0	1
4	Maro Itoje	80	0	0	5	0	11	8	2	5
5	George Martin	80	0	0	9	0	11	9	0	0
6	Chandler Cunningham-So..	62	0	0	4	0	10	9	0	0
7	Sam Underhill	49	0	0	3	0	7	4	0	0
8	Ben Earl	80	0	0	22	2	13	9	0	2
16	Theo Dan	1	0	0	0	0	1	0	0	0
17	Bevan Rodd	11	0	0	0	0	3	3	0	1
18	Dan Cole	31	0	0	0	0	4	4	0	0
19	Alex Coles	18	0	0	1	0	1	1	0	0
20	Tom Curry	31	0	0	1	0	7	5	0	0
21	Ben Spencer	0	0	0	0	0	0	0	0	0
22	Fin Smith	18	0	0	2	0	3	2	0	0
23	Ollie Sleightholme	11	0	0	2	2	0	0	0	0

**TEAM ANALYSIS**  
**2024 INTERNATIONALS**

## TEAM ANALYSIS - MATCH AVERAGES

2024 INTERNATIONALS

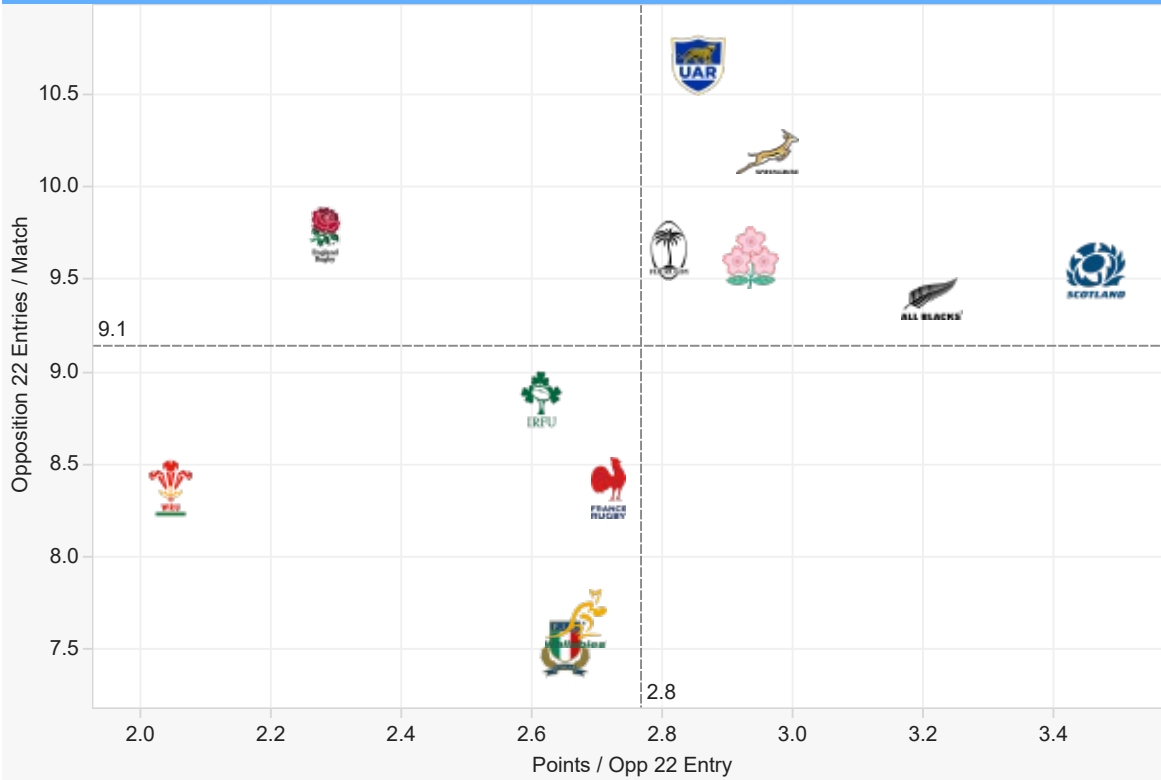
		
25.3	Points	32.6
3.1	Tries	4.3
69.0%	Goal Kicking %	76.2%
97.8	Carries	126.0
597.5	Carry Metres	877.3
9.8	Opposition 22 Entries	9.4
2.3	Points / Opp 22 Entry	3.2
5.5	Line Breaks	9.2
21.8	Defenders Beaten	31.6
4.0	Offloads	10.3
124.8	Passes	183.1
30.0	Kicks From Hand	25.5
161.6	Tackles	165.3
26.4	Missed Tackles	21.3
83.7%	Tackle %	87.1%
9.8	Dominant Tackles	10.7
9.6	Pens Conceded	9.9
0.5	Yellow Cards	0.7
1	Red Cards (Total)	0
3.6	Turnovers Won	6.4
11.9	Turnovers Conceded	13.5
90.8%	Lineout Success %	87.7%
87.8%	Scrum Success %	94.7%
95.7%	Ruck Success %	96.4%
43.6%	Gainline Forward %	45.2%

All stats are on a per match basis (unless stated otherwise)

# TEAM ANALYSIS - 22 ENTRIES

2024 INTERNATIONALS

## 22 ENTRIES FOR

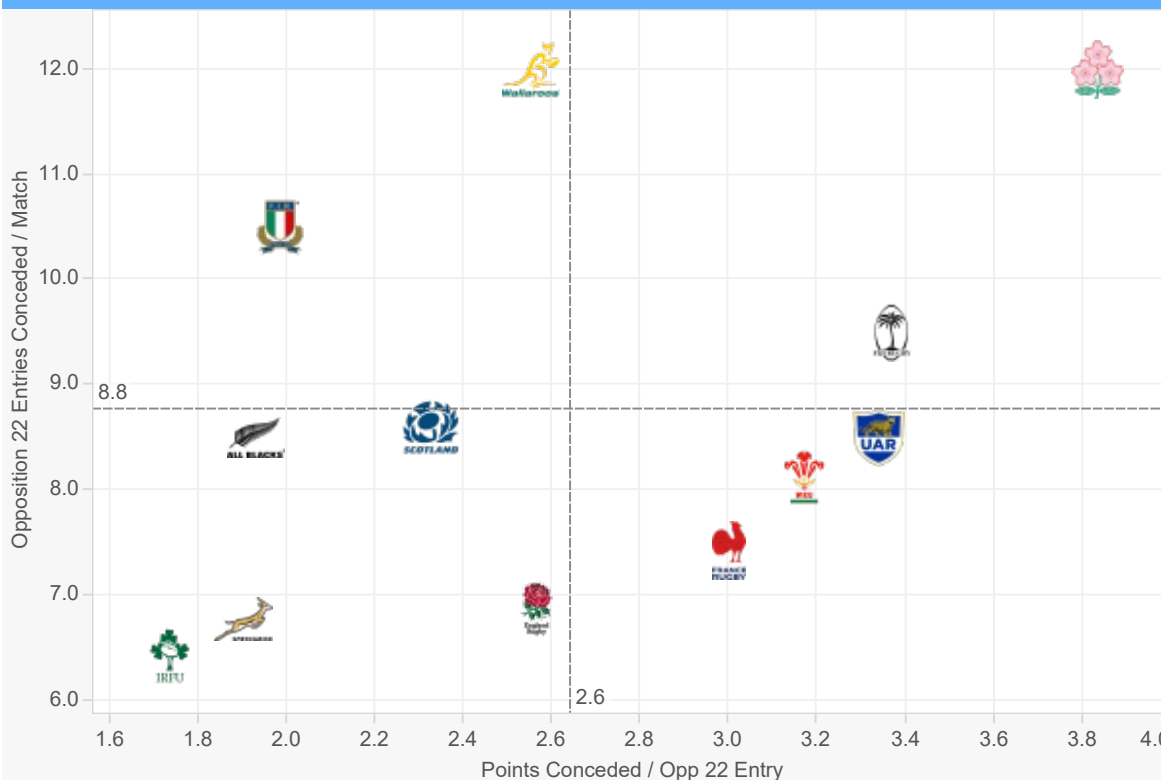


22 Entries / Match	
Argentina	10.7
South Africa	10.2
England	9.8
Fiji	9.7
Japan	9.6
Scotland	9.6
New Zealand	9.4
Ireland	8.9
Wales	8.4
France	8.4
Australia	7.7
Italy	7.5

Points / Entry	
Scotland	3.5
New Zealand	3.2
South Africa	3.0
Japan	2.9
Argentina	2.9
Fiji	2.8
France	2.7
Australia	2.7
Italy	2.7
Ireland	2.6
England	2.3
Wales	2.0

## 22 ENTRIES AGAINST



22 Entries Con. / Match	
Japan	12.0
Australia	12.0
Italy	10.5
Fiji	9.5
Scotland	8.6
New Zealand	8.5
Argentina	8.5
Wales	8.1
France	7.4
England	6.9
South Africa	6.8
Ireland	6.4

Points Con / Entry	
Japan	12.0
Fiji	9.5
Argentina	8.5
Wales	8.1
France	7.4
England	6.9
Australia	12.0
Scotland	8.6
Italy	10.5
New Zealand	8.5
South Africa	6.8
Ireland	6.4

# TEAM ANALYSIS - POINTS & TRIES

2024 INTERNATIONALS

## POINTS PER PERIOD

	SCORED					CONCEDED				
	Total	1'-20'	21'-HT	HT-60'	61'-80'	Total	1'-20'	21'-HT	HT-60'	61'-80'
Argentina	288	50	92	49	97	248	72	79	58	39
Australia	208	65	60	30	53	250	57	69	44	80
England	202	48	52	67	35	173	44	51	30	48
Fiji	181	42	37	50	52	64	22	14	14	14
France	224	49	60	53	62	84	37	13	13	19
Ireland	189	44	52	23	70	97	27	16	29	25
Italy	188	66	38	36	48	140	37	35	25	43
Japan	228	71	57	38	62	199	41	62	39	57
New Zealand	326	100	115	69	42	194	49	51	37	57
Scotland	313	75	95	60	83	109	32	22	36	19
South Africa	330	81	69	65	115	115	30	16	30	39
Wales	128	16	38	29	45	238	58	58	37	85
<b>Total</b>	<b>2,805</b>	<b>707</b>	<b>765</b>	<b>569</b>	<b>764</b>	<b>2,224</b>	<b>588</b>	<b>583</b>	<b>452</b>	<b>601</b>

## TRIES PER PERIOD

	SCORED					CONCEDED				
	Total	1'-20'	21'-HT	HT-60'	61'-80'	Total	1'-20'	21'-HT	HT-60'	61'-80'
Argentina	38	6	13	6	13	30	9	10	6	5
Australia	24	7	6	4	7	32	7	9	5	11
England	25	6	6	9	4	18	5	4	4	5
Fiji	25	7	4	6	8	9	3	2	2	2
France	23	5	5	6	7	20	4	4	5	7
Ireland	23	4	6	3	10	11	6	1	1	3
Italy	21	8	3	5	5	8	2	1	3	2
Japan	30	9	7	5	9	18	5	4	3	6
New Zealand	43	14	16	8	5	28	5	10	5	8
Scotland	42	10	12	8	12	23	7	5	3	8
South Africa	40	11	8	5	16	15	5	2	5	3
Wales	16	1	5	4	6	13	3	1	4	5
<b>Total</b>	<b>350</b>	<b>88</b>	<b>91</b>	<b>69</b>	<b>102</b>	<b>267</b>	<b>70</b>	<b>66</b>	<b>53</b>	<b>78</b>

## TRY ORIGIN

	SCORED									CONCEDED								
	Total	Counter Attack	Free Kick	Lineout	Penalty	Scrum	Start Half	Tap Penalty	Turnover	Total	Counter Attack	Free Kick	Lineout	Penalty	Scrum	Start Half	Tap Penalty	Turnover
Argentina	45	6	0	13	0	6	1	3	16	35	5	0	14	0	4	0	2	10
Australia	27	3	1	13	1	3	0	2	4	40	7	0	14	0	4	0	1	14
England	28	3	0	15	0	2	1	1	6	24	5	1	8	0	2	0	0	8
Fiji	27	2	1	8	0	8	0	0	8	9	0	1	3	0	4	0	0	1
France	29	6	1	6	0	7	0	1	8	21	0	0	16	0	3	1	0	1
Ireland	22	0	0	16	0	1	1	1	3	11	1	0	4	1	1	0	1	3
Italy	23	2	0	7	0	4	0	1	9	22	5	0	9	0	3	0	1	4
Japan	36	5	0	14	0	2	0	4	11	32	4	0	13	0	4	0	2	9
New Zealand	51	8	2	20	0	6	0	1	14	26	3	0	14	0	3	0	1	5
Scotland	49	7	0	22	0	5	0	2	13	16	0	1	5	0	4	0	2	4
South Africa	46	4	0	18	1	6	0	2	15	14	1	0	3	0	2	1	3	4
Wales	21	2	0	12	0	1	0	3	3	16	1	1	7	0	1	1	1	4
<b>Total</b>	<b>404</b>	<b>48</b>	<b>5</b>	<b>164</b>	<b>2</b>	<b>51</b>	<b>3</b>	<b>21</b>	<b>110</b>	<b>308</b>	<b>35</b>	<b>4</b>	<b>128</b>	<b>2</b>	<b>42</b>	<b>3</b>	<b>16</b>	<b>78</b>

Max & Min values are highlighted per time-frame/phase/section



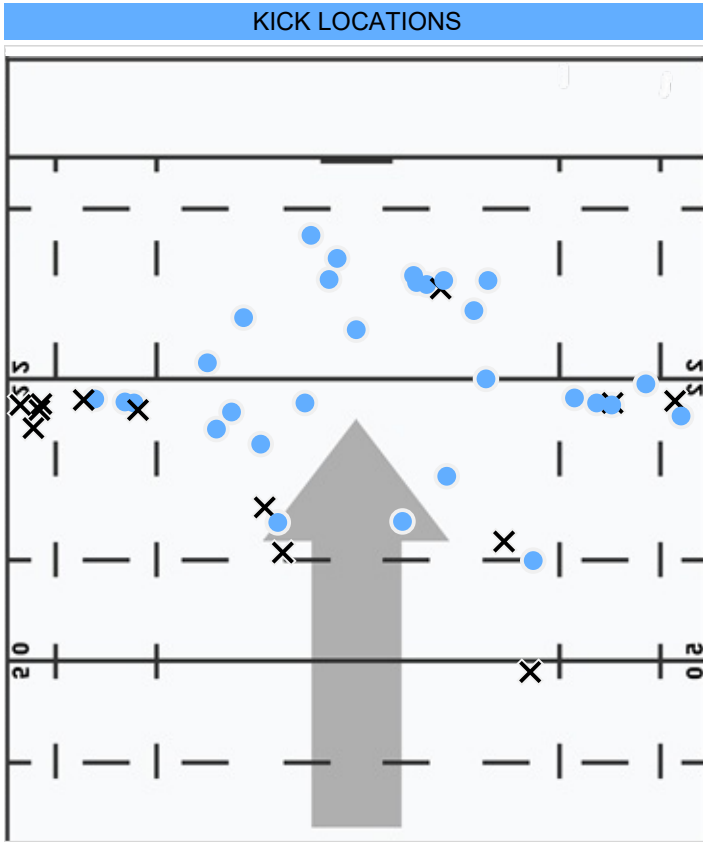
England  
Rugby

# ***TEAM ANALYSIS***

## ***ENGLAND - 2024 INTERNATIONALS***

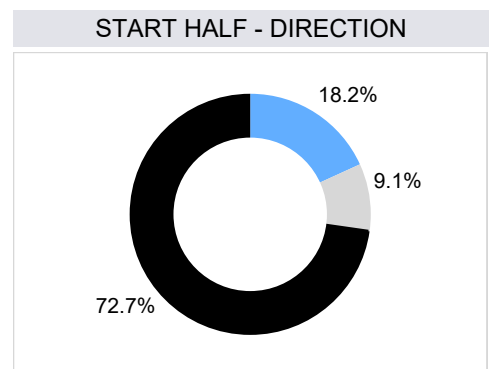
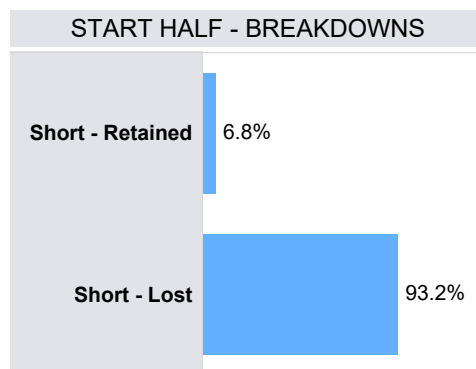
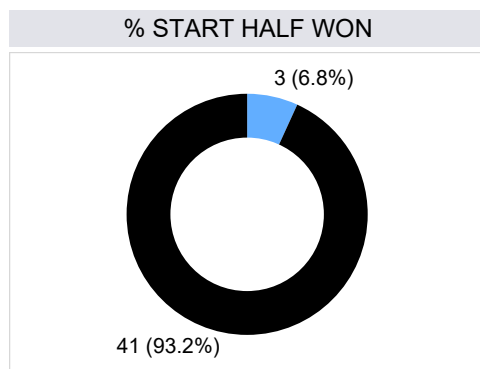
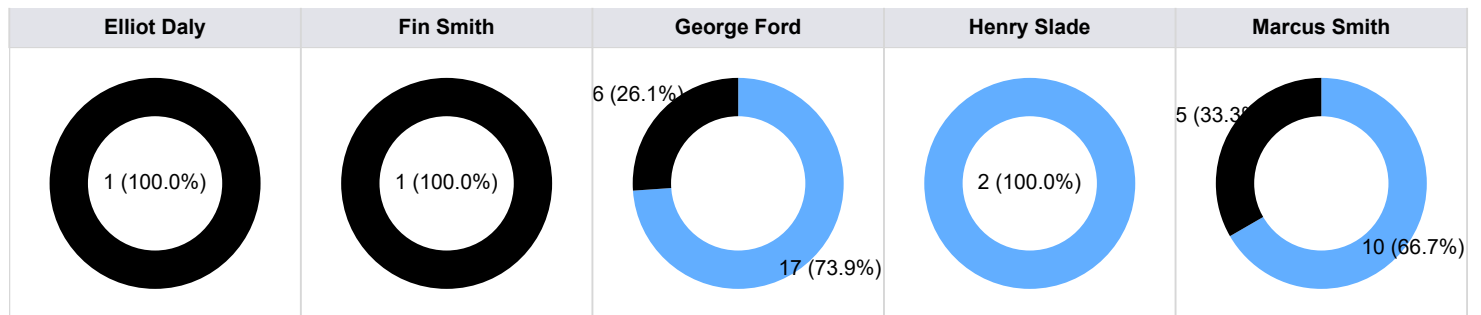
# KICKING

ENGLAND - 2024 INTERNATIONALS



LAST 20 KICKS AT GOAL				
Opponent	Min	Player	Pts Gained	
New Zealand	15	Marcus Smith	0.06	Conv Made
	43	Marcus Smith	0.63	Conv Made
	49	Marcus Smith	0.18	Pen Made
New Zealand	6	Marcus Smith	-2.32	Pen Missed
	22	Marcus Smith	0.12	Conv Made
	44	Marcus Smith	0.43	Pen Made
	44	Marcus Smith	-2.50	Pen Missed
	50	Marcus Smith	-1.23	Conv Missed
Japan	15	Marcus Smith	0.14	Conv Made
	25	Marcus Smith	0.05	Conv Made
	30	Marcus Smith	0.45	Conv Made
	43	Marcus Smith	-1.23	Conv Missed
	44	Marcus Smith	0.04	Conv Made
	51	Marcus Smith	-1.50	Conv Missed
	60	Henry Slade	0.06	Conv Made
France	78	Henry Slade	0.71	Conv Made
	12	George Ford	1.02	Pen Made
	41	George Ford	0.03	Conv Made
	43	George Ford	0.62	Conv Made
48	George Ford	0.60	Conv Made	
<b>Overall Points Gained</b>			<b>-9.83</b>	

## KICKS AT GOAL



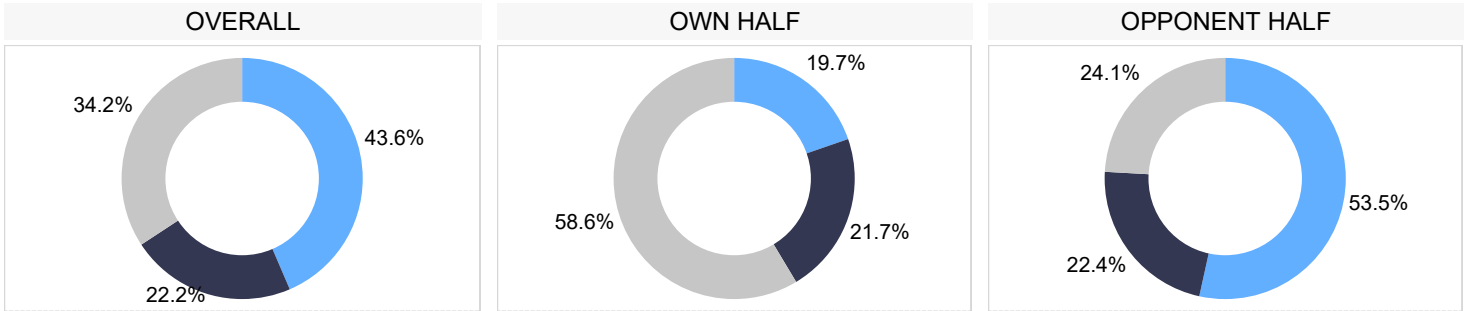
Won Lost

Right Split Left

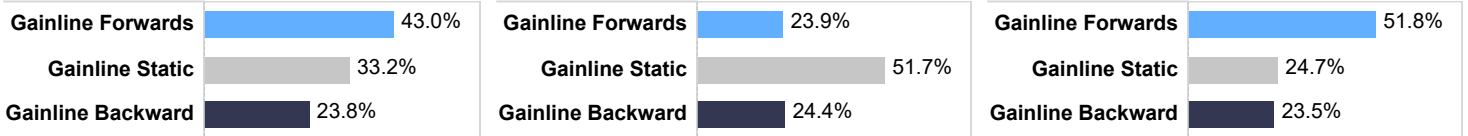
# COLLISIONS

ENGLAND - 2024 INTERNATIONALS

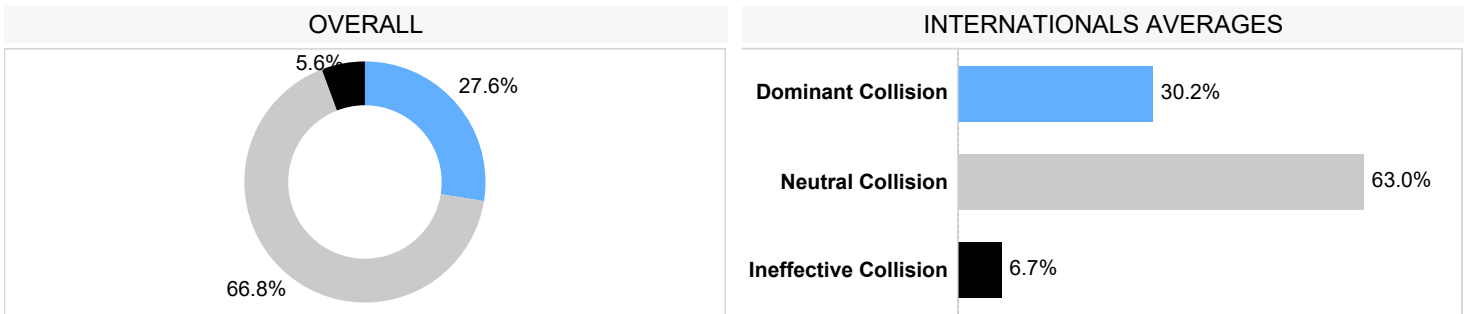
## GAINLINE SUCCESS



### INTERNATIONALS AVERAGES

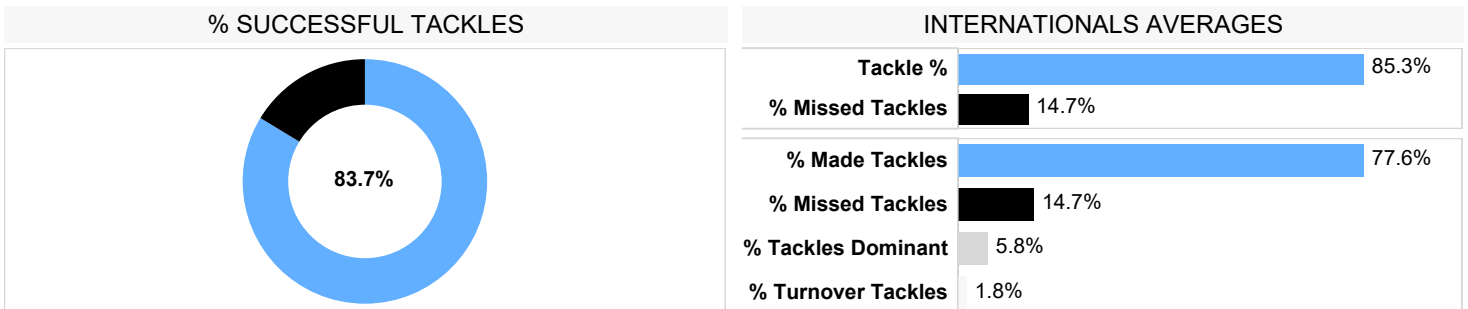


## CARRIES INTO CONTACT\*

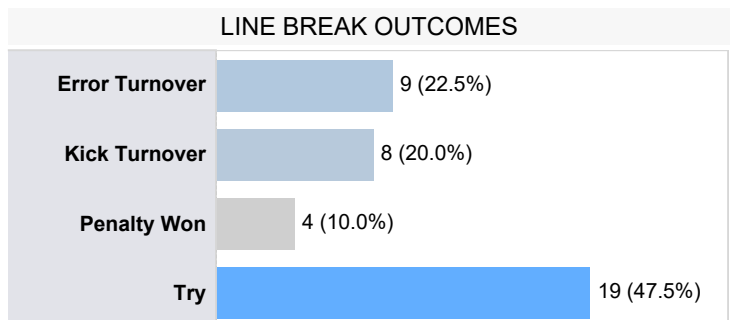


\*dominance based on tackle outcome

## TACKLES

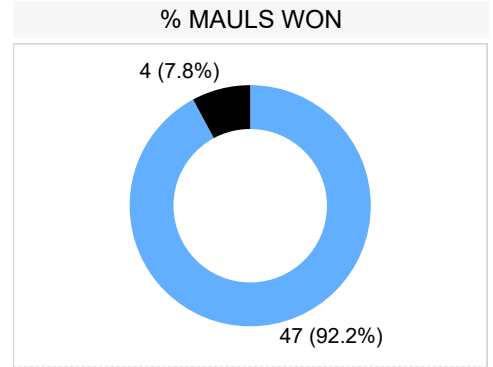
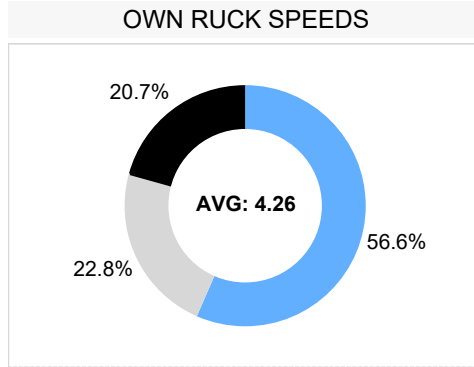
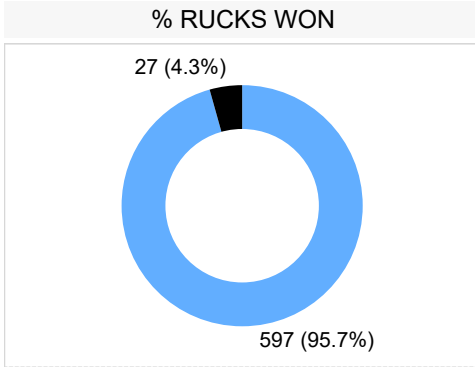


CARRIES & BREAKS	
Line Breaks	44
Line breaks / match	5.5
Defenders Beaten	174
Defenders Beaten / match	21.8
Ball Carries	782.0
Carries / Match	97.8

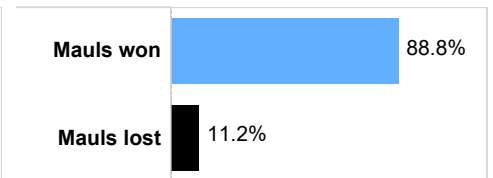
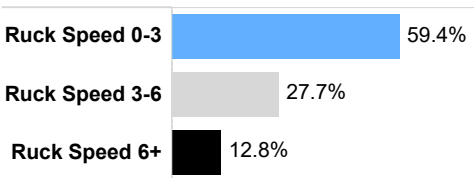
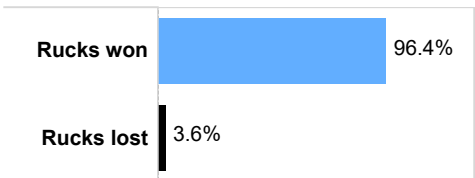


# BREAKDOWN

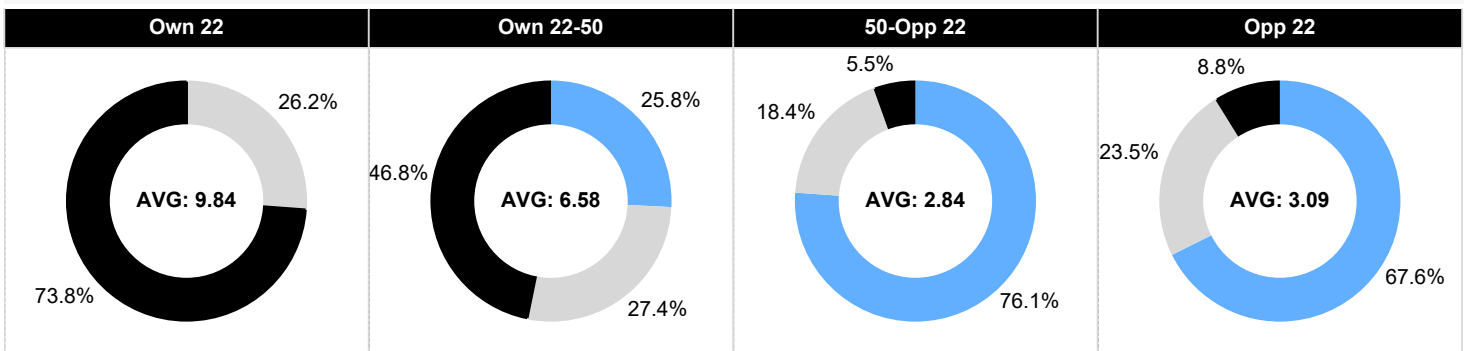
ENGLAND - 2024 INTERNATIONALS



## INTERNATIONALS AVERAGES



## RUCK SPEEDS - LOCATIONS



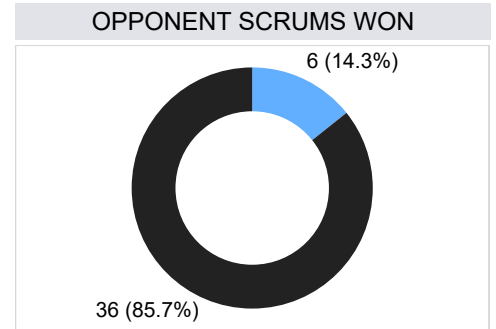
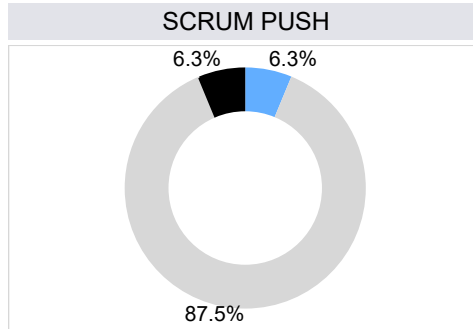
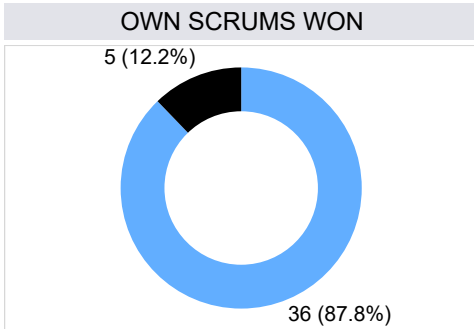
■ Ruck Speed 0-3   
 ■ Ruck Speed 3-6   
 ■ Ruck Speed 6+

Attacking Breakdown Arrivals			Defensive Breakdown Arrivals			Breakdown Steals		
1	Maro Itoje	191	1	Maro Itoje	90	1	Sam Underhill	6
2	Jamie George	149	2	Ben Earl	63	2	Maro Itoje	4
3	Sam Underhill	101	3	Sam Underhill	42	3	Ollie Lawrence	2
4	Will Stuart	96	4	Jamie George	35	4	Alex Dombrandt	1
5	George Martin	87	5	Ethan Roots	23	<b>Team Total</b>		17

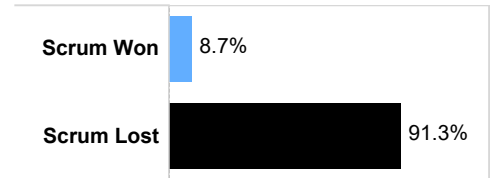
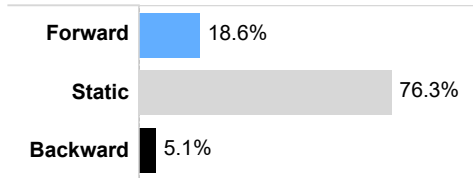
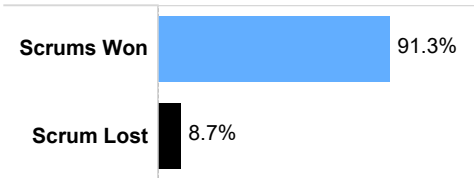
# SET PIECE

ENGLAND - 2024 INTERNATIONALS

## SCRUMS



### INTERNATIONALS AVERAGES



### OWN SCRUMS

Scrum Won	Scrum Reset Retained	Scrum Lost
36	7	5

### OPPONENT SCRUMS

Scrum Won	Scrum Reset Retained	Scrum Lost
6	10	36

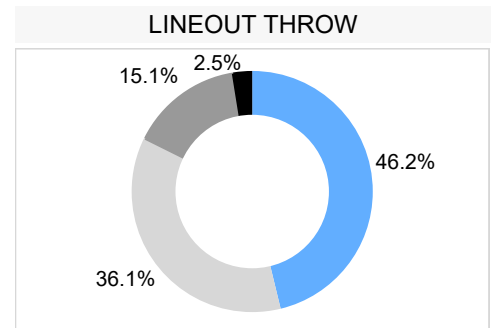
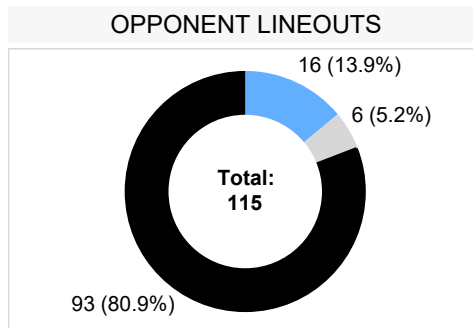
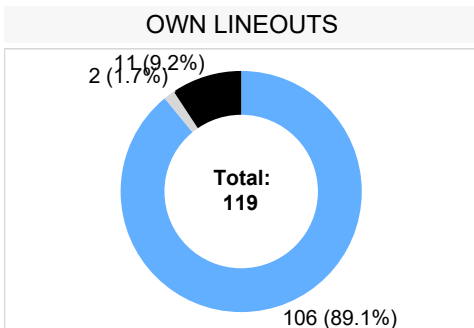
### OWN SCRUMS WON

	Used	Penalty	Free Kick
Total	21	12	3
% of Total	58.3%	33.3%	8.3%

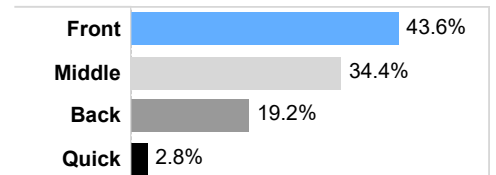
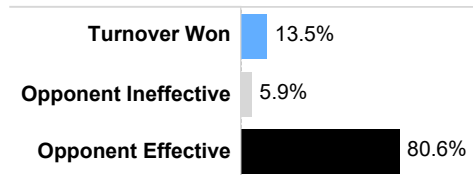
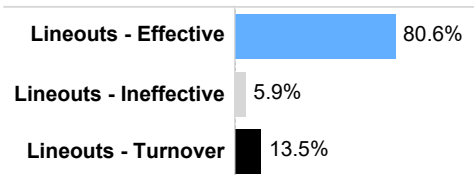
### OPPONENT SCRUMS WON

	Used	Penalty	Free Kick
Total	2	2	4
% of Total	33.3%	33.3%	66.7%

## LINEOUTS



### INTERNATIONALS AVERAGES

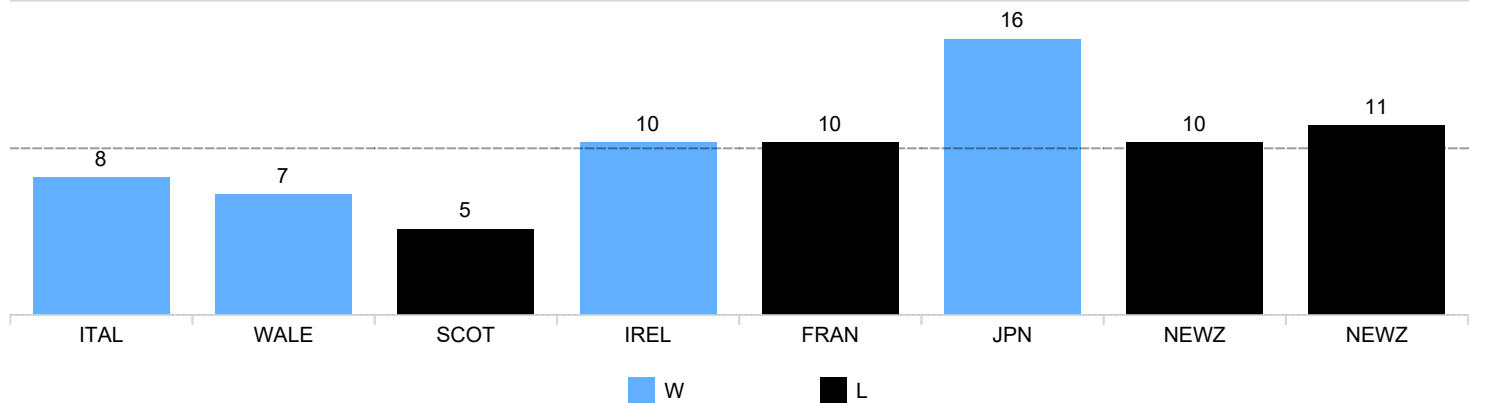


# DISCIPLINE

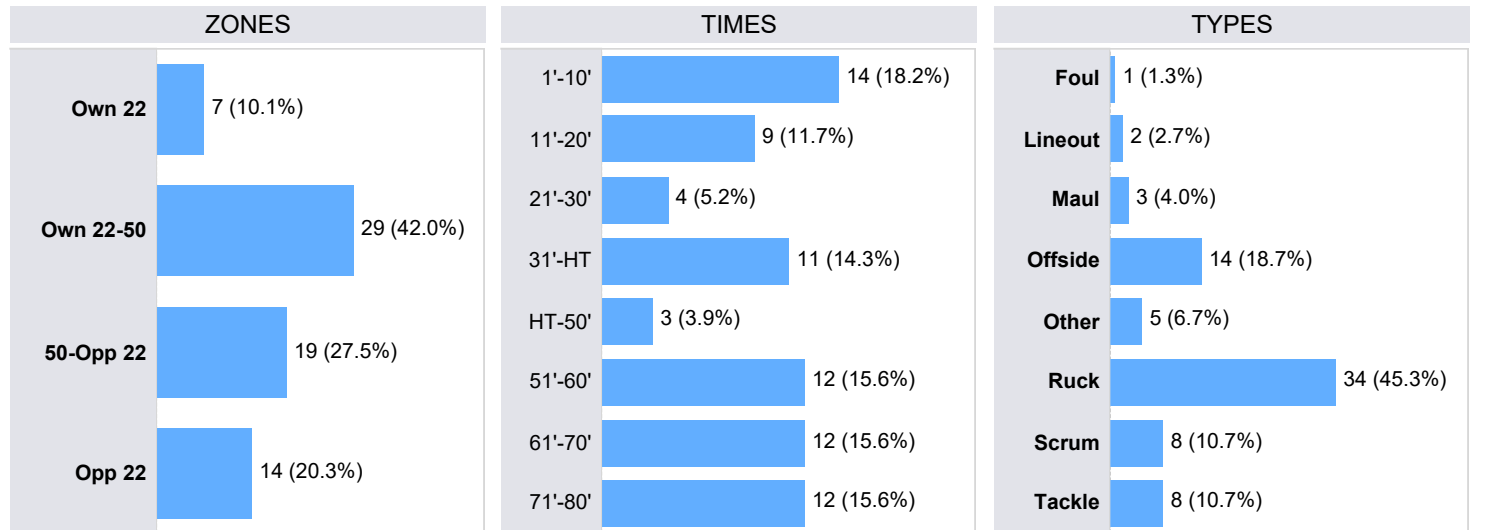
ENGLAND - 2024 INTERNATIONALS

Statistic	Team	Year Average
Total penalties conceded / match	9.6	5.2
Yellow cards / match	0.5	0.4
Red cards / match	0.1	0.0

## PENALTIES CONCEDED PER MATCH



## PENALTIES & INFRINGEMENTS



## PLAYER STATISTICS - PER 80 AVERAGES WITH A MINIMUM 240 MINUTES PLAYED

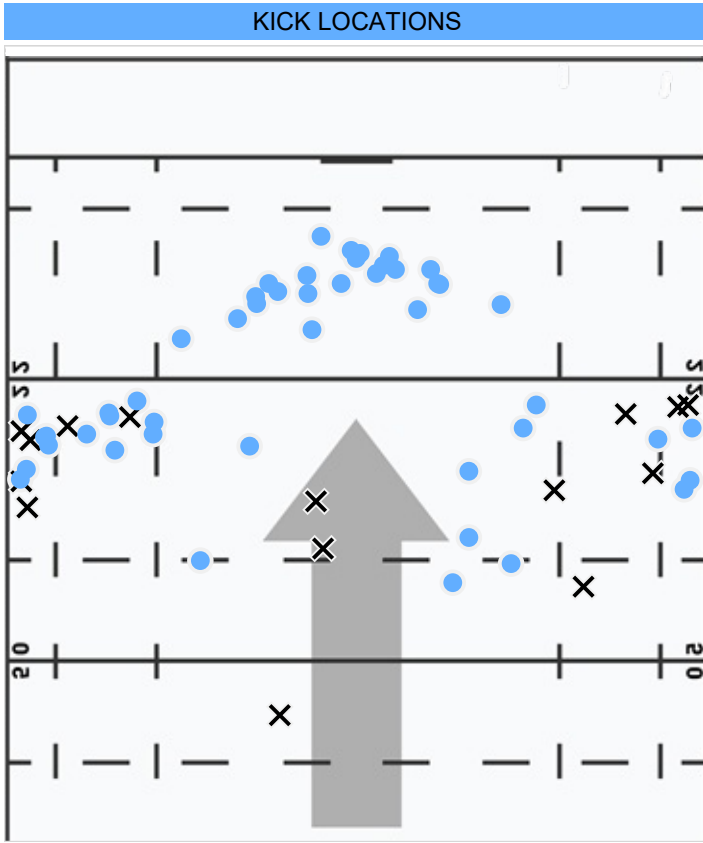
Total penalties conceded		Penalties conceded / 80 minutes		Yellow / Red cards		
1	Maro Itoje	10	1.5	1	Charlie Ewels	0 / 1
2	Ben Earl	8	1.4	2	Elliot Daly	1 / 0
3	Will Stuart	6	1.3	3	Ethan Roots	1 / 0
4	Marcus Smith	5	1.0	4	Marcus Smith	1 / 0
5	Ollie Lawrence	5	1.0	5	Ollie Chessum	1 / 0



***TEAM ANALYSIS***  
***NEW ZEALAND - 2024 INTERNATIONALS***

# KICKING

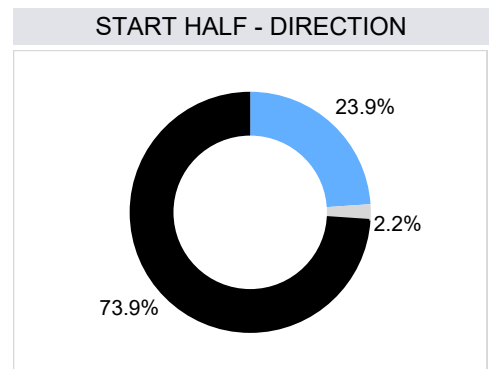
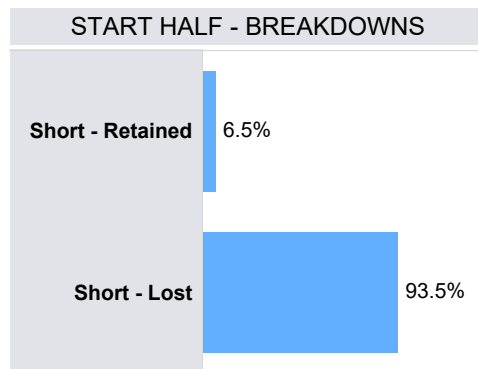
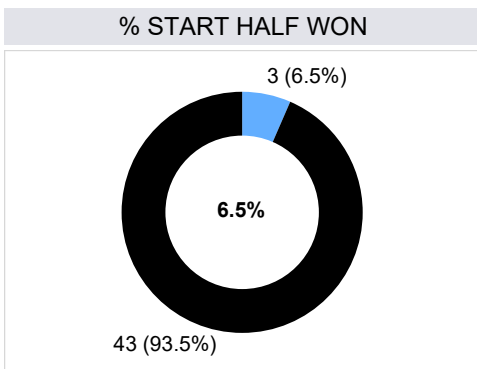
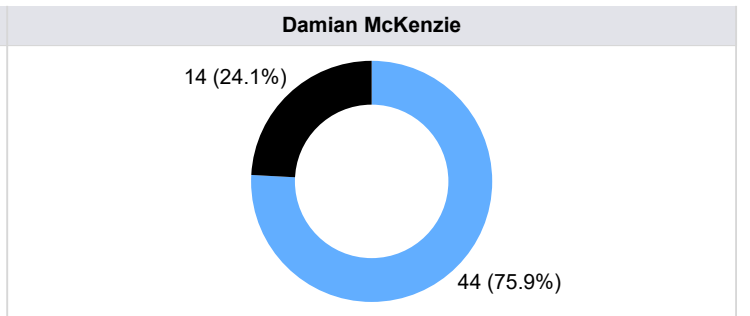
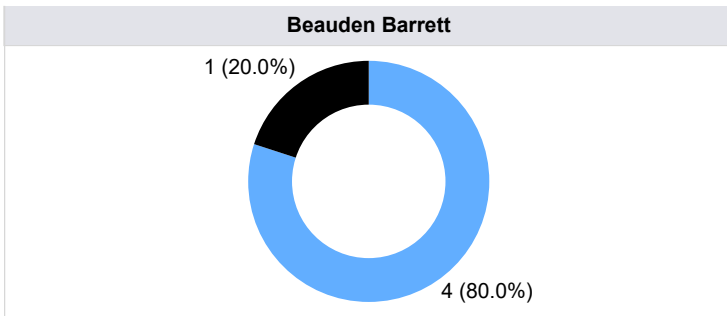
NEW ZEALAND - 2024 INTERNATIONALS



### LAST 20 KICKS AT GOAL

Opponent	Min	Player	Pts Gained	Result
Japan	13	Damian McKenzie	1.09	Conv Made
	16	Damian McKenzie	1.14	Conv Made
	23	Damian McKenzie	-1.06	Conv Missed
	25	Damian McKenzie	-0.86	Conv Missed
	32	Damian McKenzie	-0.98	Conv Missed
	35	Damian McKenzie	0.19	Conv Made
	41	Damian McKenzie	0.89	Conv Made
	44	Damian McKenzie	0.09	Conv Made
	79	Damian McKenzie	1.13	Conv Made
	82	Damian McKenzie	0.08	Conv Made
Australia	17	Beauden Barrett	-1.22	Conv Missed
	23	Beauden Barrett	0.32	Conv Made
	42	Beauden Barrett	0.04	Conv Made
	56	Beauden Barrett	0.04	Conv Made
	66	Beauden Barrett	0.82	Conv Made
Australia	3	Damian McKenzie	0.04	Conv Made
	10	Damian McKenzie	0.94	Conv Made
	16	Damian McKenzie	0.94	Conv Made
	26	Damian McKenzie	0.02	Conv Made
	45	Damian McKenzie	0.11	Pen Made
<b>Overall Points Gained</b>			<b>2.11</b>	

## KICKS AT GOAL



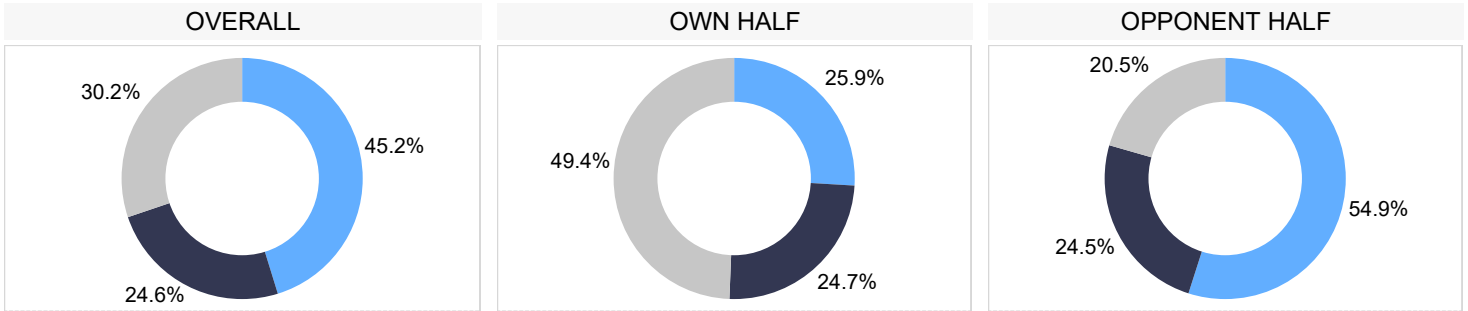
Won Lost

Right Split Left

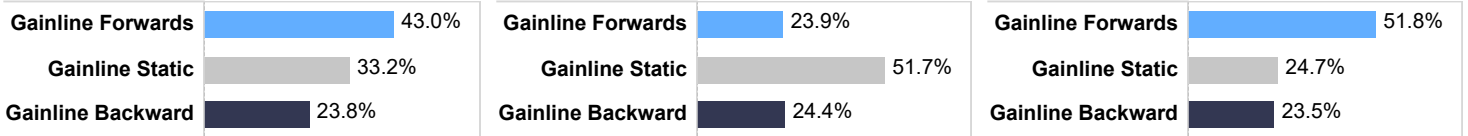
# COLLISIONS

NEW ZEALAND - 2024 INTERNATIONALS

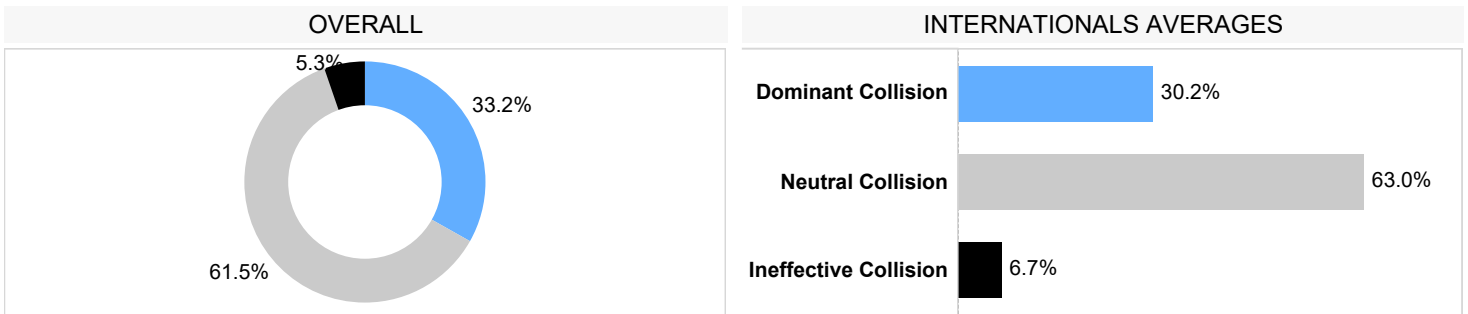
## GAINLINE SUCCESS



### CHAMPIONSHIP AVERAGES

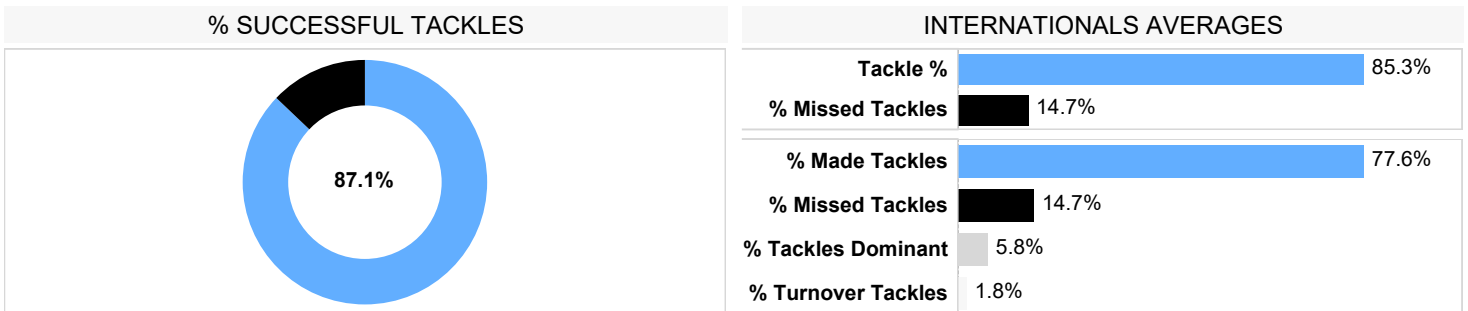


## CARRIES INTO CONTACT\*

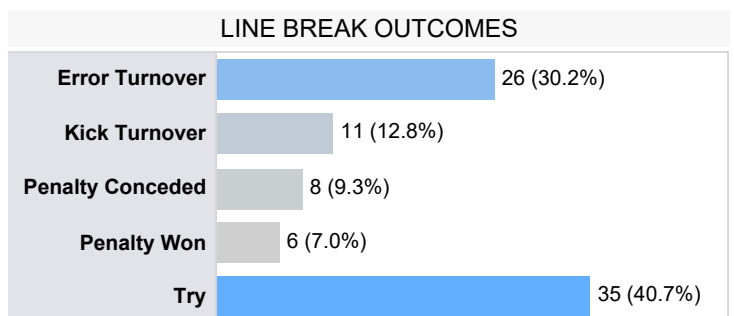


\*dominance based on tackle outcome

## TACKLES

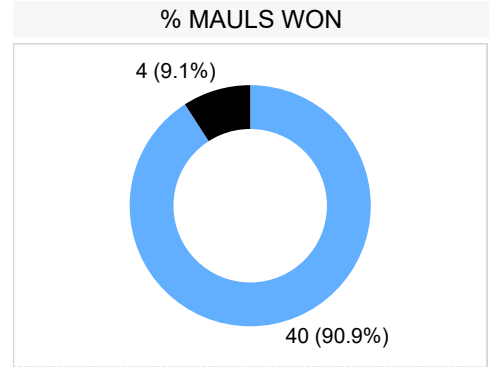
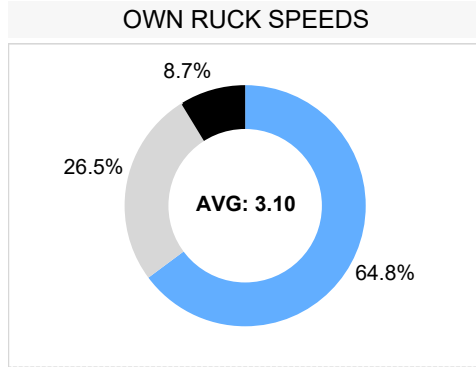
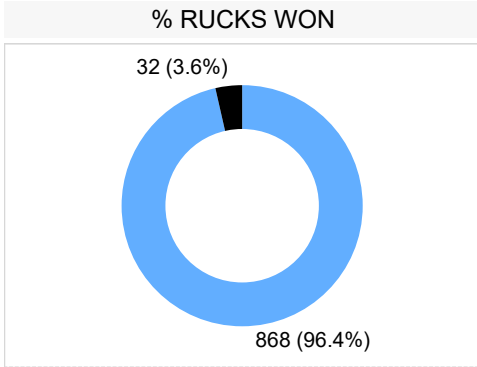


CARRIES & BREAKS	
Line Breaks	92
Line breaks / match	9.2
Defenders Beaten	316
Defenders Beaten / match	31.6
Ball Carries	1,260
Carries / Match	126.0

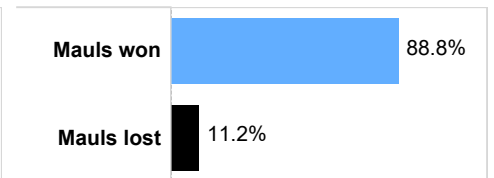
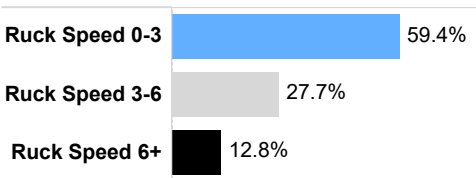
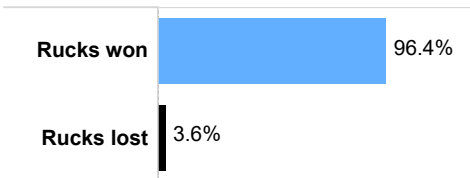


# BREAKDOWN

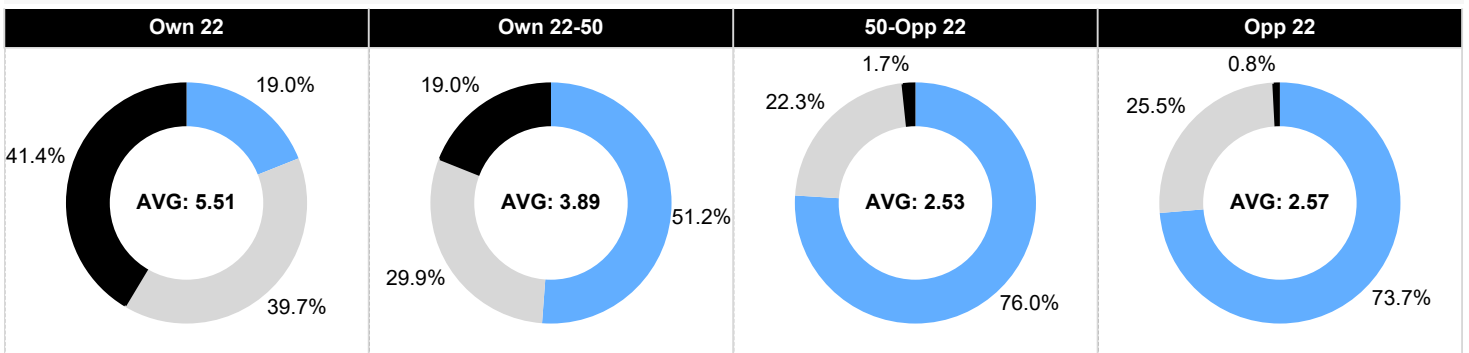
NEW ZEALAND - 2024 INTERNATIONALS



## INTERNATIONALS AVERAGES



## RUCK SPEEDS - LOCATIONS



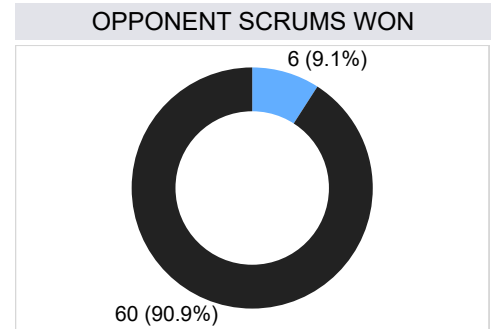
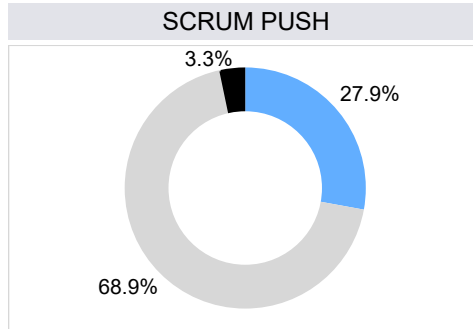
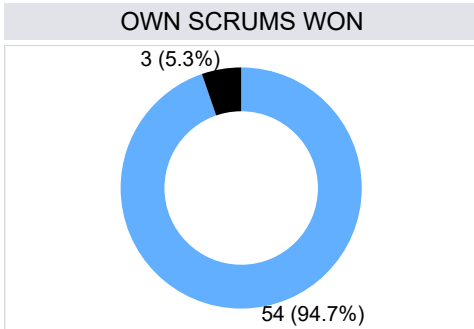
■ Ruck Speed 0-3   ■ Ruck Speed 3-6   ■ Ruck Speed 6+

Attacking Breakdown Arrivals		Defensive Breakdown Arrivals		Breakdown Steals				
1	Scott Barrett	150	1	Ardie Savea	76	1	Ardie Savea	5
2	Codie Taylor	132	2	Sam Cane	48	2	Scott Barrett	5
3	Tyrel Lomax	131	3	Codie Taylor	37	3	Codie Taylor	3
4	Sam Cane	120	4	Sevu Reece	37	4	Dalton Papali'i	3
5	Tupou Vaa'i	116	5	Ethan Blackadder	32	<b>Team Total</b>		42

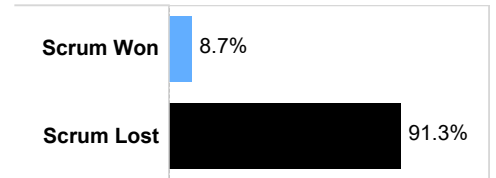
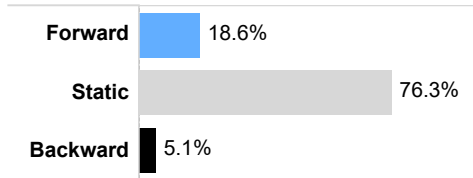
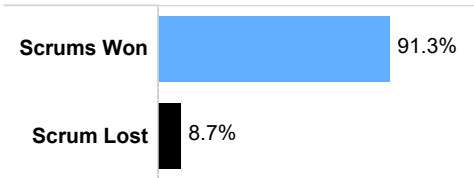
# SET PIECE

NEW ZEALAND - 2024 INTERNATIONALS

## SCRUMS



### INTERNATIONALS AVERAGES



**OWN SCRUMS**

Scrum Won	Scrum Reset Retained	Scrum Lost
54	4	3

**OPPONENT SCRUMS**

Scrum Won	Scrum Reset Retain..	Scrum Lost
6	10	60

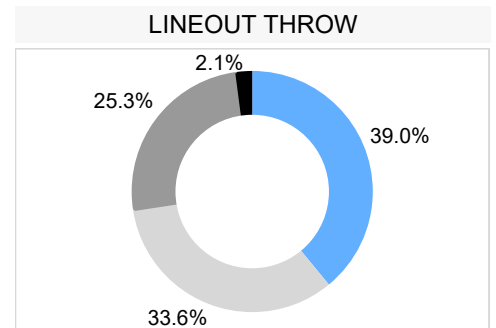
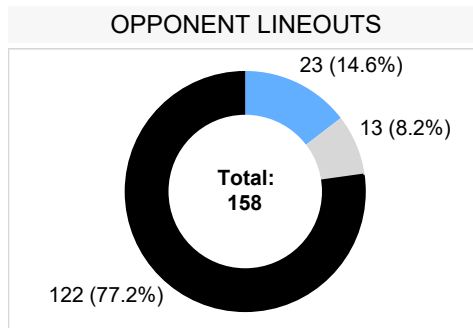
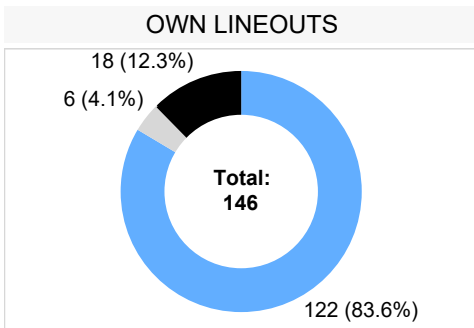
**OWN SCRUMS WON**

	Used	Penalty	Free Kick
Total	43	10	1
% of Total	79.6%	18.5%	1.9%

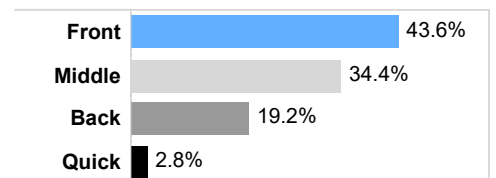
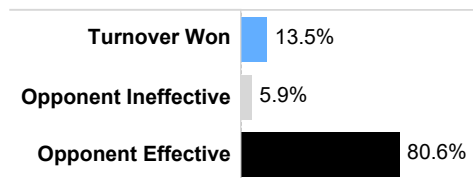
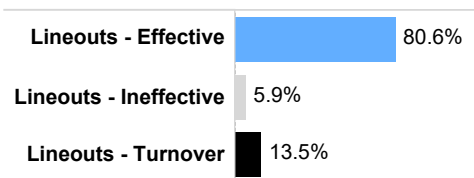
**OPPONENT SCRUMS WON**

	Used	Penalty	Free Kick
Total	5	5	1
% of Total	83.3%	83.3%	16.7%

## LINEOUTS



### INTERNATIONALS AVERAGES

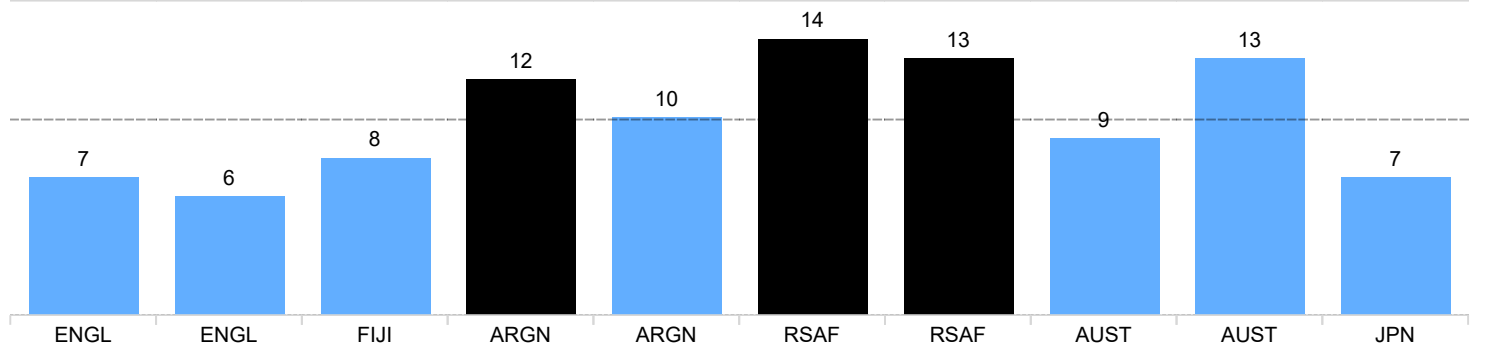


# DISCIPLINE

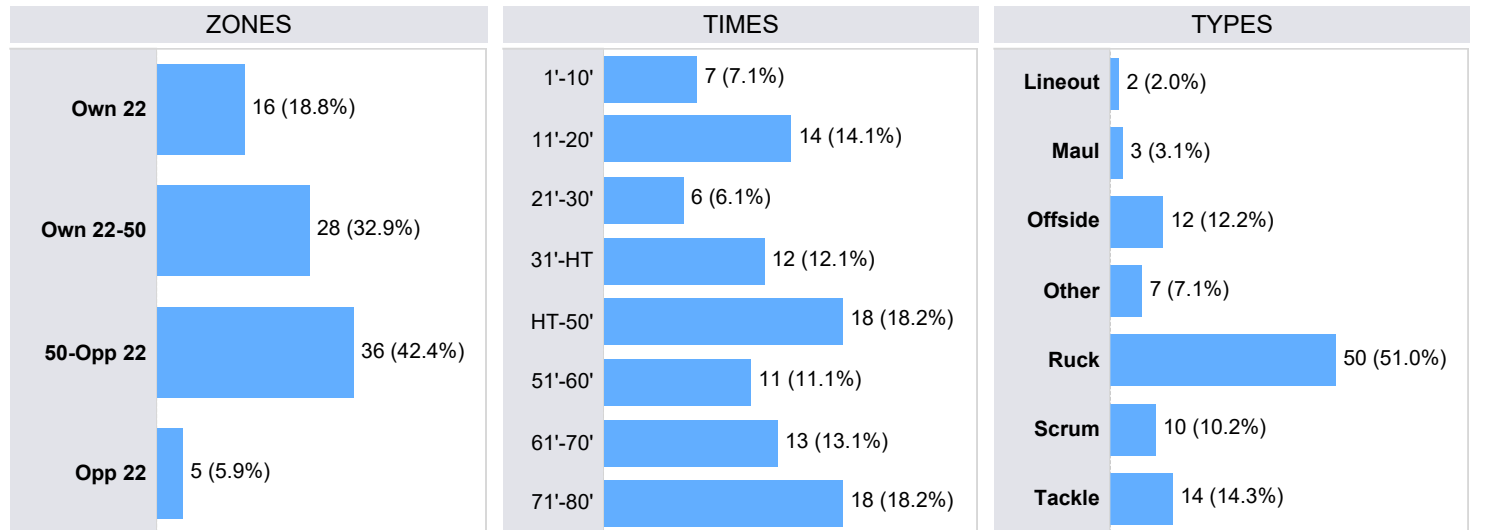
NEW ZEALAND - 2024 INTERNATIONALS

Statistic	Team	Year Average
Total penalties conceded / match	9.9	5.2
Yellow cards / match	0.7	0.4
Red cards / match	0.0	0.0

## PENALTIES CONCEDED PER MATCH



## PENALTIES & INFRINGEMENTS



## PLAYER STATISTICS - PER 80 AVERAGES WITH A MINIMUM 240 MINUTES PLAYED

Total penalties conceded		Penalties conceded / 80 minutes		Yellow / Red cards		
1	Codie Taylor	8	1.6	1	Caleb Clarke	2 / 0
2	Tamaiti Williams	7	1.6	2	Anton Lienert-Brown	1 / 0
3	Tyrel Lomax	7	1.4	3	Asafo Aumua	1 / 0
4	Ethan Blackadder	6	1.3	4	Ofa Tu'ungafasi	1 / 0
5	Wallace Sititi	6	1.2	5	Sevu Reece	1 / 0

**PLAYER STATS**  
**2024 INTERNATIONALS**

# APPEARANCE CHART - ENGLAND

2024 INTERNATIONALS

	03/02/24	10/02/24	24/02/24	09/03/24	16/03/24	22/06/24	06/07/24	13/07/24
	Italy	Wales	Scotland	Ireland	France	Japan	New Zealand	New Zealand
F. Baxter							s17	1
D. Care	s21	s21	9	s21	s21			
O. Chessum	5	5	5	6	6			
D. Cole	s18	s18	3	3	3	3	s18	s18
A. Coles	s19	s19					s19	s19
C. Cunningham-South	s20	s20	s20	s19		6*	6	6
T. Curry						s20	s20	s20
E. Daly	11*	11	11	s23	11			
T. Dan	s16	s16	s16	s16	s16	s16	s16	s16
F. Dingwall	12	12*						
A. Dombrandt				s20	s20			
B. Earl	8	8*	8	8*	8	8*	8	8
C. Ewels						s19		
I. Feyi-Waboso	s23	u23	s23*	14		14*	14*	14*
G. Ford	10	10	10	10	10			
T. Freeman	14	14	14	11	14*	11	11	11*
G. Furbank			15*	15*	15	15	15	
E. Genge		s17	1	1	1			
J. George	2	2	2	2	2	2	2	2
M. Itoje	4	4	4	4	4	4	4*	4
O. Lawrence			12	12*	12**	12	12	12
J. Marler	1	1	s17	s17	s17	s17	1	
G. Martin			s19	5	5	5	5	5
A. Mitchell	9*	9		9	9	9*	9	9
B. Obano	s17							
H. Randall						s21*		
B. Rodd						1		s17
T. Roebuck						s23		
E. Roots	6	6	6		s19			
H. Slade	13	13	13	13	13	13*	13	13
O. Sleightholme							s23	s23
M. Smith				s22	s22*	10*	10	10
F. Smith	s22	u22	s22			s22	s22	s22
B. Spencer			s21				s21	u21
F. Steward	15	15						15
W. Stuart	3	3	s18	s18	s18	s18	3	3
M. Tuilagi					s23			
S. Underhill	7	7	7	7	7	7*	7	7

KEY: Number denotes position, s: substitute, u: unused replacement, \*: try scored

# APPEARANCE CHART - NEW ZEALAND

2024 INTERNATIONALS

	06/07/24	13/07/24	20/07/24	10/08/24	17/08/24	31/08/24	07/09/24	21/09/24	28/09/24	26/10/24
	England	England	Fiji	Argentina	Argentina	South Africa	South Africa	Australia	Australia	Japan
A. Aumua	s16	s16	2	s16	s16	s16	s16	s16	s16	2
B. Barrett	s23	s23	15	15	15*	15	s23		10	
S. Barrett	4	4	4			4	4	4	4	
J. Barrett	12	12	s22	12	12	12*	12	12		
G. Bell			s16*							s16
E. Blackadder			7	6	6	6				
S. Cane					s20	7	7	7	7	7*
F. Christie	s21	9								
C. Clarke			11*		11*	11**		11*	11**	
S. Darry			s19	5*	5	s19	u19	s19		4
E. de Groot	1	1	s17*	1				1	1	
S. Finau	6	6				s20				6*
D. Havili									s23	s22
N. Hotham			s21							
R. Ioane	13	13		s22	13	13	13	13*	13	
L. Jacobson	s20	s20	6				s20	s20	s20	
W. Jordan				s23	14**	14	15	15*	15*	
P. Lakai										s20
A. Lienert-Brown	s22	s22	12	13*	s22	s22	s22	s22	12	12
T. Lomax	3	3		3	3	3	3	3	3	
J. Lord				s19	s19					s19
R. Love										s23**
D. McKenzie	10	10	10	10	10*	10	10	10	s22	10
E. Narawa			s23							
F. Newell	s18	s18	3	s18	s18	s18	s18			s18
D. Papali'i	7	7		7	7					
T. Perenara	9			9	9	9	s21	s21	9	s21
S. Perofeta	15	15								15
H. Plummer								s23		
B. Proctor			13*							13*
C. Ratima		s21	9*	s21	s21	s21	9	9	s21	
S. Reece	14*	14	14*	14			14	14	14*	14
C. Roigard										9*
A. Savea	8*	8	8*	8	8*	8	8	8*	8	
W. Sititi			s20	s20			6	6	6	8
C. Taylor	2	2		2	2	2*	2	2	2	
M. Tele'a	11	11**		11*	s23	s23	11			11*
P. Tosi			s18					s18	s18	3*
O. Tu'ungafasi	s17	s17		s17	s17	s17	s17			s17
P. Tuipulotu	5	5							s19	5*
T. Vaa'i	s19	s19	5	4	4	5	5	5	5	
T. Williams			1		1	1	1	s17	s17*	1*

KEY: Number denotes position, s: substitute, u: unused replacement, \*: try scored

# PLAYER DATA - ENGLAND

2024 INTERNATIONALS

	Games	Starts	Minutes Played	Points	Tries	Ball Carries	Carry Metres	Line Breaks	Defenders Beaten	Passes	Offloads	Turnover Con	Successful Tackles	Missed Tackles	Dominant Tackles	Penalties Conceded	Kicks	Kicking Metres	Lineout Takes	Lineout Steals
F. Baxter	2	1	132	0	0	12	60	0	1	3	1	0	28	1	2	1	0	0	0	0
D. Care	5	1	105	0	0	2	2	0	0	80	0	5	4	3	0	0	17	294	0	0
O. Chessum	5	5	331	0	0	21	105	0	2	18	0	3	42	11	8	4	1	31	18	3
D. Cole	8	4	328	0	0	5	13	0	0	2	0	0	43	2	1	3	0	0	1	0
A. Coles	4	0	62	0	0	1	5	0	0	4	0	0	17	2	1	1	0	0	4	0
C. Cunningham-South	7	3	241	5	1	22	129	2	4	10	2	3	56	5	2	0	0	0	14	0
T. Curry	3	0	89	0	0	6	23	0	0	3	0	0	18	3	1	3	0	0	3	0
E. Daly	5	4	329	5	1	20	126	4	6	17	0	4	12	5	2	1	10	296	0	0
T. Dan	8	0	147	0	0	17	90	0	5	2	0	1	35	13	2	0	0	0	0	0
F. Dingwall	2	2	160	5	1	5	29	0	0	12	0	3	18	8	3	2	0	0	0	0
A. Dombrandt	2	0	28	0	0	4	15	0	0	1	0	0	2	0	1	0	0	0	0	0
B. Earl	8	8	640	15	3	130	701	4	33	55	2	5	102	15	1	8	1	39	2	0
C. Ewels	1	0	8	0	0	0	0	0	0	0	0	0	0	0	0	1	0	0	0	0
I. Feyi-Waboso	7	4	305	20	4	34	384	7	15	8	0	0	27	6	5	1	0	0	0	0
G. Ford	5	5	345	48	0	14	83	0	0	114	0	1	33	2	0	0	43	1,276	0	0
T. Freeman	8	8	623	10	2	45	426	8	16	19	3	9	41	13	9	1	4	119	0	0
G. Furbank	5	5	328	10	2	42	371	2	12	27	6	7	7	5	0	3	11	233	0	0
E. Genge	4	3	194	0	0	22	102	0	4	10	0	0	20	4	0	3	0	0	0	0
J. George	8	8	493	0	0	28	118	1	0	8	0	2	81	5	4	1	0	0	0	0
M. Itoje	8	8	640	5	1	48	149	1	5	31	0	9	85	6	9	10	0	0	32	4
O. Lawrence	6	6	480	15	3	35	220	2	9	12	2	9	58	14	3	5	5	76	1	0
J. Marler	7	3	254	0	0	15	43	0	1	4	0	0	30	4	2	0	0	0	0	0
G. Martin	6	5	433	0	0	41	181	0	5	16	2	3	68	14	6	1	0	0	18	1
A. Mitchell	7	7	451	10	2	31	156	3	14	336	4	5	21	12	0	0	79	2,163	0	0
B. Obano	1	0	5	0	0	0	0	0	0	0	0	0	2	0	0	1	0	0	0	0
H. Randall	1	0	29	5	1	1	4	0	0	27	0	0	2	1	0	0	5	75	0	0
B. Rodd	2	1	55	0	0	3	7	0	0	0	0	0	9	1	1	4	0	0	0	0
T. Roebuck	1	0	20	0	0	1	32	1	2	2	1	0	1	1	0	0	0	0	0	0
E. Roots	4	3	214	0	0	17	96	0	5	8	0	1	34	5	3	4	0	0	10	0
H. Slade	8	8	587	9	1	33	232	4	3	43	2	10	42	16	4	0	17	527	0	0
O. Sleightholme	2	0	16	0	0	2	66	1	2	0	0	0	0	0	0	0	0	0	0	0
M. Smith	5	3	285	35	2	31	280	2	12	54	3	2	24	5	0	5	20	626	1	0
F. Smith	6	0	81	0	0	6	21	0	2	23	0	1	10	3	0	0	9	308	0	0
B. Spencer	3	0	55	0	0	2	3	0	0	47	0	1	3	1	0	1	11	213	0	0
F. Steward	3	3	230	0	0	33	258	1	10	4	1	4	5	3	0	0	7	312	1	0
W. Stuart	8	4	312	0	0	24	99	0	3	2	0	2	35	3	2	6	0	0	0	0
M. Tuilagi	1	0	20	0	0	1	5	0	0	0	0	0	1	1	0	0	0	0	0	0
S. Underhill	8	8	498	5	1	28	147	1	3	16	3	5	66	18	6	4	0	0	2	0

# PLAYER DATA - NEW ZEALAND

2024 INTERNATIONALS

	Games	Starts	Minutes Played	Points	Tries	Ball Carries	Carry Metres	Line Breaks	Defenders Beaten	Passes	Offloads	Turnover Con	Successful Tackles	Missed Tackles	Dominant Tackles	Penalties Conceded	Kicks	Kicking Metres	Lineout Takes	Lineout Steals
A. Aumua	10	2	236	0	0	29	164	1	13	18	2	2	44	8	5	2	0	0	0	0
B. Barrett	8	5	470	13	1	36	300	5	11	95	7	9	18	6	2	1	39	1,090	1	0
S. Barrett	7	7	560	0	0	50	195	1	1	36	1	7	83	10	3	5	0	0	20	0
J. Barrett	8	7	529	5	1	75	589	4	18	66	6	3	55	14	3	5	20	749	3	0
G. Bell	2	0	54	5	1	5	27	0	1	4	0	1	14	2	2	2	0	0	0	0
E. Blackadder	4	4	309	0	0	31	182	1	3	21	3	1	61	12	3	6	0	0	6	2
S. Cane	6	5	371	5	1	29	121	0	1	32	1	1	69	10	7	5	0	0	3	0
F. Christie	2	1	93	0	0	3	3	0	0	82	1	0	10	3	1	0	13	315	0	0
C. Clarke	5	5	351	35	7	48	597	7	20	8	2	5	11	6	1	5	1	29	0	0
S. Darry	7	3	220	5	1	23	121	1	0	18	3	3	36	4	4	2	0	0	14	1
E. de Groot	6	5	281	5	1	20	89	0	0	9	1	0	36	5	3	3	0	0	0	0
S. Finau	4	3	199	5	1	23	147	2	6	16	0	2	39	8	4	1	0	0	4	1
D. Havili	2	0	36	0	0	6	50	0	0	4	1	0	8	2	1	0	2	53	0	0
N. Hotham	1	0	44	0	0	6	28	0	4	37	1	0	7	3	0	1	3	69	0	0
R. Ioane	8	7	518	5	1	53	430	4	10	30	2	14	28	12	2	2	0	0	0	0
L. Jacobson	6	1	179	0	0	8	37	0	2	16	0	2	39	3	4	1	0	0	8	1
W. Jordan	6	5	396	20	4	41	549	7	17	33	4	4	17	5	2	3	10	259	0	0
P. Lakai	1	0	29	0	0	2	15	0	0	3	0	0	11	1	1	0	0	0	0	0
A. Lienert-Brown	10	4	413	5	1	62	467	4	19	53	6	5	55	9	4	0	3	75	0	0
T. Lomax	8	8	483	0	0	35	172	0	4	11	0	4	68	6	5	7	0	0	0	0
J. Lord	3	0	65	0	0	3	11	0	0	5	0	0	21	0	1	0	0	0	3	1
R. Love	1	0	21	10	2	2	40	1	1	2	0	0	4	0	1	0	2	57	0	0
D. McKenzie	10	9	709	108	1	85	570	7	30	245	10	10	39	13	1	2	93	2,815	3	0
E. Narawa	1	0	20	0	0	2	13	0	1	2	1	2	1	1	0	0	0	0	0	0
F. Newell	8	1	214	0	0	12	56	0	1	4	0	2	30	2	0	2	0	0	0	0
D. Papali'i	4	4	276	0	0	16	93	0	3	8	1	2	44	4	0	2	0	0	0	0
T. Perenara	8	5	358	0	0	9	70	1	1	360	1	5	32	3	1	2	23	551	0	0
S. Perofeta	3	3	182	0	0	23	212	2	8	24	5	2	7	2	1	0	9	297	1	0
H. Plummer	1	0	4	0	0	0	0	0	0	0	0	0	1	0	0	0	0	0	0	0
B. Proctor	2	2	160	10	2	17	216	4	10	19	2	2	20	6	4	2	2	80	0	0
C. Ratima	8	3	255	5	1	12	84	0	9	256	3	8	26	2	0	1	20	408	0	0
S. Reece	8	8	536	15	3	57	394	12	20	53	14	9	41	8	7	3	6	139	0	0
C. Roigard	1	1	51	5	1	5	58	1	1	48	1	1	6	0	0	0	5	84	0	0
A. Savea	9	9	695	20	4	121	680	4	27	63	3	11	107	1	8	4	3	24	17	1
W. Sititi	6	4	339	0	0	67	463	5	14	46	8	2	50	4	2	6	0	0	15	2
C. Taylor	8	8	509	5	1	66	483	3	9	29	1	1	79	9	4	8	0	0	0	1
M. Tele'a	7	5	413	20	4	59	470	10	37	32	10	7	21	8	5	0	1	6	0	0
P. Tosi	4	1	101	5	1	9	66	1	1	4	1	0	23	1	0	3	0	0	0	0
O. Tu'ungafasi	7	0	162	0	0	11	47	0	0	6	0	1	28	1	4	2	0	0	1	0
P. Tuipulotu	4	3	214	5	1	19	118	2	3	14	0	3	30	4	6	1	0	0	9	2
T. Vaa'i	9	7	544	0	0	64	280	2	8	34	0	1	82	7	3	1	0	0	16	4
T. Williams	7	5	345	10	2	16	66	0	2	14	1	3	39	8	2	7	0	0	1	0

***PLAYER RANKINGS***  
**2024 INTERNATIONALS**

# PLAYER RANKINGS - POINTS

2024 INTERNATIONALS

## POINTS

		Games	Points	Minutes	Pens	Conv	Drop Goals	Tries	
1	D. McKenzie	New Zealand	10	108	709	15	29	0	1
2	S. Lee	Japan	7	76	461	8	21	0	2
3	J. Crowley	Ireland	7	71	539	12	15	0	1
4	T. Ramos	France	5	63	400	13	12	0	0
4	T. Alborno	Argentina	9	63	451	5	19	0	2
6	P. Garbisi	Italy	8	61	613	10	13	0	1
7	H. Pollard	South Africa	8	57	334	13	9	0	0
8	N. Lolesio	Australia	8	56	511	12	10	0	0
9	F. Russell	Scotland	5	55	400	11	11	0	0
9	S. Carreras	Argentina	9	55	505	9	9	0	2

## GOAL KICKING (MADE)

		Games	Minutes	Goals	Misses	Pens	Pens Missed	Conv	Conv Missed	Goal Kicking ..	
1	D. McKenzie	New Zealand	10	709	44	14	15	5	29	9	75.9%
2	S. Lee	Japan	7	461	29	1	8	1	21	0	96.7%
3	J. Crowley	Ireland	7	539	27	10	12	3	15	7	73.0%
4	T. Ramos	France	5	400	25	3	13	2	12	1	89.3%
5	T. Alborno	Argentina	9	451	24	10	5	2	19	8	70.6%
6	P. Garbisi	Italy	8	613	23	8	10	4	13	4	74.2%
7	H. Pollard	South Africa	8	334	22	5	13	3	9	2	81.5%
7	F. Russell	Scotland	5	400	22	1	11	0	11	1	95.7%
7	N. Lolesio	Australia	8	511	22	6	12	3	10	3	78.6%
7	S. Feinberg-Mngomezulu	South Africa	8	384	22	7	8	3	14	4	75.9%

## GOAL KICKING (%)\*

		Games	Kicks	Made	Available Points	Points Scored	Expected Points	Pts Gained	Goal Kicking %	
1	Martin Page-Relo	Italy	4	6	6	18	18	4.3	13.7	100.0%
1	Leo Berdeu	France	1	7	7	19	19	14.1	4.9	100.0%
3	Seungsin Lee	Japan	6	30	29	69	66	60.9	5.1	96.7%
4	Finn Russell	Scotland	5	23	22	57	55	48.5	6.5	95.7%
5	Ben Donaldson	Australia	4	12	11	28	26	23.6	2.4	91.7%
6	Sam Costelow	Wales	4	10	9	24	21	19.3	1.7	90.0%
6	Santiago Carreras	Argentina	6	20	18	49	45	41.9	3.1	90.0%
8	Thomas Ramos	France	5	28	25	71	63	57.3	5.7	89.3%
9	Ioan Lloyd	Wales	3	7	6	14	12	10.4	1.6	85.7%
9	Ben Thomas	Wales	2	7	6	18	15	12.9	2.1	85.7%

\*Minimum 5 Kicks at Goal



# PLAYER RANKINGS - TRIES

2024 INTERNATIONALS

## TRIES

		Games	Minutes Played	Tries	Tries / 80	
1	D. van der Merwe	Scotland	7	558	7	1.0
1	C. Clarke	New Zealand	5	351	7	1.6
3	D. Riley	Japan	7	560	6	0.9
4	D. Sheehan	Ireland	6	330	5	1.2
4	M. Carreras	Argentina	9	690	5	0.6
6	M. Ioane	Italy	7	555	4	0.6
6	J. Lowe	Ireland	7	560	4	0.6
6	M. Marx	South Africa	9	363	4	0.9
6	A. Savea	New Zealand	9	695	4	0.5
6	M. Mapimpi	South Africa	4	320	4	1.0
6	K. Arendse	South Africa	7	502	4	0.6
6	M. Tele'a	New Zealand	7	413	4	0.8
6	F. McReight	Australia	5	389	4	0.8
6	W. Jordan	New Zealand	6	396	4	0.8

## TRY ASSISTS

		Games	Minutes Played	Try Assists	Try Assists / 80	
1	B. Barrett	New Zealand	8	470	6	1.0
1	M. Smith	England	5	285	6	1.7
3	D. McKenzie	New Zealand	10	709	5	0.6
3	S. Lee	Japan	7	461	5	0.9
5	A. Mitchell	England	7	451	4	0.7
5	T. Alborno	Argentina	9	451	4	0.7
5	S. Chocobares	Argentina	8	546	4	0.6
5	S. Fujiwara	Japan	7	383	4	0.8
5	P. Garbisi	Italy	8	613	4	0.5
10	J. Gibson-Park	Ireland	5	299	3	0.8
10	H. Jones	Scotland	7	545	3	0.4
10	F. Russell	Scotland	5	400	3	0.6
10	D. Penaud	France	5	400	3	0.6
10	D. Riley	Japan	7	560	3	0.4

## TRY INVOLVEMENTS

		Games	Minutes Played	Try Involvements	% of Team Total	
1	D. Riley	Japan	7	560	9	17.0%
2	M. Smith	England	5	285	8	18.2%
3	B. Barrett	New Zealand	8	470	7	9.1%
3	D. van der Merwe	Scotland	7	558	7	9.9%
3	C. Clarke	New Zealand	5	351	7	9.1%
3	S. Lee	Japan	7	461	7	13.2%
7	M. Ioane	Italy	7	555	6	16.2%
7	D. McKenzie	New Zealand	10	709	6	7.8%
7	J. Lowe	Ireland	7	560	6	14.6%
7	M. Mapimpi	South Africa	4	320	6	9.4%
7	M. Tele'a	New Zealand	7	413	6	7.8%
7	A. Mitchell	England	7	451	6	13.6%
7	T. Alborno	Argentina	9	451	6	9.0%
7	A. Fassi	South Africa	6	437	6	9.4%



# PLAYER RANKINGS - CARRIES

2024 INTERNATIONALS

## CARRIES

		Games	Total	
1	B. Earl	England	8	130
2	A. Savea	New Zealand	9	121
3	R. Valetini	Australia	9	88
4	P. Matera	Argentina	9	87
4	H. Wilson	Australia	7	87
6	D. McKenzie	New Zealand	10	85
6	C. Doris	Ireland	7	85
8	P. du Toit	South Africa	8	82
8	A. Wainwright	Wales	7	82
10	F. Makisi	Japan	8	81

		Minutes	Per 80*	
1	B. Earl	England	640	16.3
2	W. Sititi	New Zealand	339	15.8
3	E. Louw	South Africa	265	15.1
4	G. Alldritt	France	279	14.1
5	A. Savea	New Zealand	695	13.9
6	J. Dempsey	Scotland	338	12.5
7	H. Wilson	Australia	560	12.4
8	C. Doris	Ireland	550	12.4
9	C. Baille	France	267	12.3
10	P. Matera	Argentina	567	12.3

## METRES

		Games	Total	
1	D. Riley	Japan	7	765
2	M. Carreras	Argentina	9	739
3	B. Earl	England	8	701
4	A. Savea	New Zealand	9	680
5	J. Kriel	South Africa	9	678
6	J. Lowe	Ireland	7	642
7	M. Ioane	Italy	7	624
8	T. Wright	Australia	8	623
9	T. Albornoz	Argentina	9	622
10	C. Clarke	New Zealand	5	597

		Minutes	Per 80*	
1	C. Clarke	New Zealand	351	136.1
2	I. Masi	Fiji	270	120.9
3	K. Rowe	Scotland	387	119.8
4	Y. Yazaki	Japan	374	113.5
5	W. Jordan	New Zealand	396	111.0
6	T. Albornoz	Argentina	451	110.4
7	W. Sititi	New Zealand	339	109.3
8	D. Riley	Japan	560	109.2
9	M. Tuitama	Japan	360	108.5
10	E. Louw	South Africa	265	104.4

## DEFENDERS BEATEN

		Games	Total	
1	M. Tele'a	New Zealand	7	37
2	B. Earl	England	8	33
3	D. McKenzie	New Zealand	10	30
4	C. Kolbe	South Africa	7	29
4	M. Carreras	Argentina	9	29
6	A. Savea	New Zealand	9	27
6	D. Penaud	France	5	27
8	M. Ioane	Italy	7	26
8	D. van der Merwe	Scotland	7	26
8	D. Riley	Japan	7	26

		Minutes	Per 80*	
1	M. Tele'a	New Zealand	413	7.2
2	D. Penaud	France	400	5.4
3	M. Tuitama	Japan	360	4.9
4	C. Clarke	New Zealand	351	4.6
5	K. Rowe	Scotland	387	4.5
6	S. Feinberg-Mngomezisi	South Africa	384	4.4
7	C. Kolbe	South Africa	560	4.1
8	B. Earl	England	640	4.1
9	I. Feyi-Waboso	England	305	3.9
10	M. Ioane	Italy	555	3.7

\*Minimum 240 minutes played

ENGLAND

NEW ZEALAND

# PLAYER RANKINGS - PASSING

2024 INTERNATIONALS

## PASSES

			Games	Total
1	S. Fujiwara	Japan	7	472
2	J. Gordon	Australia	6	388
3	T. Perenara	New Zealand	8	360
4	G. Bertranou	Argentina	8	359
5	A. Mitchell	England	7	336
6	J. Gibson-Park	Ireland	5	333
7	F. Lomani	Fiji	6	319
8	T. Williams	Wales	5	303
9	C. Ratima	New Zealand	8	256
10	D. McKenzie	New Zealand	10	245

			Minutes	Per 80*
1	S. Fujiwara	Japan	383	98.6
2	J. Gibson-Park	Ireland	299	89.1
3	J. Gordon	Australia	364	85.3
4	T. Williams	Wales	296	81.9
5	T. Perenara	New Zealand	358	80.4
6	C. Ratima	New Zealand	255	80.3
7	F. Lomani	Fiji	375	68.1
8	G. Bertranou	Argentina	430	66.8
9	A. Mitchell	England	451	59.6
10	B. White	Scotland	274	58.7

## PASSING ACCURACY\*\*

			Total	%
1	G. Williams	South Africa	166	99.4%
2	K. Hardy	Wales	110	99.1%
3	B. Serin	France	101	99.0%
4	C. Ratima	New Zealand	256	98.8%
5	S. Varney	Italy	149	98.7%
6	N. White	Australia	135	98.5%
7	E. Bevan	Wales	125	98.4%
8	J. Dobie	Scotland	108	98.1%
9	G. Horne	Scotland	193	97.9%
10	T. Williams	Wales	303	97.7%

## BREAK ASSIST PASSES

			Games	Total
1	D. McKenzie	New Zealand	10	16
2	S. McDowall	Scotland	4	6
2	A. Fassi	South Africa	6	6
4	G. Ford	England	5	5
4	S. Kolisi	South Africa	6	5
4	R. Henshaw	Ireland	7	5
4	S. Chocobares	Argentina	8	5
4	P. Garbisi	Italy	8	5
4	J. Oviedo	Argentina	8	5
10	P. Matera	Argentina	9	4
10	A. Lienert-Brown	New Zealand	10	4
10	S. Cordero	Argentina	3	4
10	F. Russell	Scotland	5	4
10	A. Savea	New Zealand	9	4
10	T. Wright	Australia	8	4
10	S. Tuipulotu	Scotland	5	4
10	R. Valetini	Australia	9	4
10	T. Alborno	Argentina	9	4
10	S. Carreras	Argentina	9	4
10	S. Fujiwara	Japan	7	4
10	J. Crowley	Ireland	7	4
10	L. Barre	France	4	4

## OFFLOADS

			Games	Total
1	S. Reece	New Zealand	8	14
2	J. Lowe	Ireland	7	12
3	D. Penaud	France	5	11
4	M. Ioane	Italy	7	10
4	D. McKenzie	New Zealand	10	10
4	R. Snyman	South Africa	3	10
4	M. Tele'a	New Zealand	7	10
8	J. Mallia	Argentina	6	9
8	J. Oviedo	Argentina	8	9
10	H. Jones	Scotland	7	8
10	W. Sititi	New Zealand	6	8

			Minutes	Per 80*
1	D. Penaud	France	400	2.2
2	S. Reece	New Zealand	536	2.1
3	M. Tele'a	New Zealand	413	1.9
4	W. Sititi	New Zealand	339	1.9
5	L. Barre	France	312	1.8
6	B. Dixon	South Africa	271	1.8
7	J. Lowe	Ireland	560	1.7
8	S. Waqa	Japan	286	1.7
9	J. Mallia	Argentina	444	1.6
10	I. Masi	Fiji	270	1.5

\*Minimum 240 minutes played \*\*Minimum 100 Passes

ENGLAND

NEW ZEALAND

# PLAYER RANKINGS - KICKS

2024 INTERNATIONALS

## KICKS IN PLAY

		Games	Total
1	D. McKenzie	New Zealand	10 93
2	F. Russell	Scotland	5 81
3	A. Mitchell	England	7 79
4	P. Garbisi	Italy	8 68
5	J. Crowley	Ireland	7 54
5	S. Lee	Japan	7 54
7	T. Albornoz	Argentina	9 53
7	S. Carreras	Argentina	9 53
9	J. Lowe	Ireland	7 50
9	T. Williams	Wales	5 50
9	S. Feinberg-Mngomez	South Africa	8 50

		Minutes	Per 80*
1	F. Russell	Scotland	400 16.2
2	B. White	Scotland	274 14.0
3	A. Mitchell	England	451 14.0
4	T. Williams	Wales	296 13.5
5	S. Varney	Italy	246 12.0
6	D. McKenzie	New Zealand	709 10.5
7	S. Feinberg-Mngomez	South Africa	384 10.4
8	G. Ford	England	345 10.0
9	G. Williams	South Africa	240 9.7
10	M. Page-Relo	Italy	302 9.5

## KICKING METRES

		Games	Total
1	F. Russell	Scotland	5 2,822
2	D. McKenzie	New Zealand	10 2,815
3	A. Mitchell	England	7 2,163
4	P. Garbisi	Italy	8 2,149
5	T. Albornoz	Argentina	9 2,031
6	J. Lowe	Ireland	7 1,988
7	S. Carreras	Argentina	9 1,956
8	S. Lee	Japan	7 1,889
9	S. Feinberg-Mngomez	South Africa	8 1,485
10	T. Williams	Wales	5 1,359

		Minutes	Per 80*
1	F. Russell	Scotland	400 564.3
2	A. Mitchell	England	451 383.6
3	B. White	Scotland	274 368.4
4	T. Williams	Wales	296 367.2
5	T. Albornoz	Argentina	451 360.3
6	S. Lee	Japan	461 327.8
7	D. McKenzie	New Zealand	709 317.7
8	S. Carreras	Argentina	505 309.8
9	S. Feinberg-Mngomez	South Africa	384 309.4
10	G. Ford	England	345 296.0

## METRES / KICKS IN PLAY\*\*

		Games	Avg*
1	Leo Barre	France	4 40.2
2	James Lowe	Ireland	7 39.8
3	Cameron Winnett	Wales	7 39.2
4	Tomas Albornoz	Argentina	9 38.3
5	Juan Cruz Mallia	Argentina	6 38.1
6	Jordie Barrett	New Zealand	8 37.4
7	Santiago Carreras	Argentina	9 36.9
8	Seungsin Lee	Japan	7 35.0
9	Finn Russell	Scotland	5 34.8
10	Caleb Muntz	Fiji	5 33.7

\*Minimum 240 minutes played \*\*Minimum 2 Kicks / 80min

ENGLAND

NEW ZEALAND

# PLAYER RANKINGS - LINEOUTS

2024 INTERNATIONALS

## LINEOUTS WON (INC. STEALS)

		Games	Total
1	F. Ruzza Italy	8	45
2	W. Dearn's Japan	8	43
3	M. Itoje England	8	36
3	E. Etzebeth South Africa	9	36
5	R. Nortje South Africa	5	34
6	N. Frost Australia	6	30
7	D. Jenkins Wales	7	29
8	L. Salakaia-Loto Australia	7	28
8	J. Gonzalez Argentina	6	28
10	S. Cummings Scotland	6	26

		Minutes	Per 80*
1	F. Ruzza Italy	488	7.4
2	R. Nortje South Africa	369	7.4
3	L. Salakaia-Loto Australia	367	6.1
4	N. Frost Australia	396	6.1
5	J. Gonzalez Argentina	398	5.6
6	W. Dearn's Japan	625	5.5
7	E. Etzebeth South Africa	543	5.3
8	F. Molina Argentina	362	5.1
9	O. Chessum England	331	5.1
10	A. Beard Wales	319	5.0

## LINEOUT STEALS

		Games	Total
1	W. Dearn's Japan	8	8
2	M. Derenalagi Fiji	5	6
3	L. Salakaia-Loto Australia	7	5
4	M. Itoje England	8	4
4	P. du Toit South Africa	8	4
4	N. Frost Australia	6	4
4	T. Vaa'i New Zealand	9	4
4	J. Moro Argentina	1	4
9	E. Etzebeth South Africa	9	3
9	T. Beirne Ireland	6	3
9	S. Cummings Scotland	6	3
9	M. Lamaro Italy	8	3
9	J. Williams Australia	8	3
9	I. Nasilasila Fiji	5	3
9	O. Chessum England	5	3

		Minutes	Per 80*
1	M. Derenalagi Fiji	338	1.4
2	L. Salakaia-Loto Australia	367	1.1
3	W. Dearn's Japan	625	1.0
4	N. Frost Australia	396	0.8
5	O. Chessum England	331	0.7
6	I. Nasilasila Fiji	384	0.6
7	T. Vaa'i New Zealand	544	0.6
8	J. Williams Australia	431	0.6
9	E. Blackadder New Zealand	309	0.5
10	T. Beirne Ireland	470	0.5

## LINEOUT THROWS WON

		Games	Total
1	J. George England	8	80
1	C. Taylor New Zealand	8	80
3	J. Montoya Argentina	7	59
3	M. Harada Japan	8	59
5	M. Faessler Australia	7	54
6	B. Mbonambi South Africa	7	53
7	T. Ikanivere Fiji	6	52
8	M. Marx South Africa	9	50
8	E. Dee Wales	5	50
10	G. Nicotera Italy	7	49

## LINEOUT SUCCESS RATE\*\*

		Games	Total*
1	E. Dee Wales	5	96.2%
2	I. Ruiz Argentina	8	91.7%
3	B. Mbonambi South Africa	7	91.4%
4	J. George England	8	89.9%
5	D. Sheehan Ireland	6	88.7%
6	M. Faessler Australia	7	88.5%
7	M. Harada Japan	8	88.1%
8	C. Taylor New Zealand	8	87.0%
9	J. Montoya Argentina	7	86.8%
10	G. Turner Scotland	5	86.1%

\*Minimum 240 minutes played \*\*Minimum 2 lineout throws / 80

ENGLAND

NEW ZEALAND

# PLAYER RANKINGS - TACKLES & TURNOVERS

2024 INTERNATIONALS

## SUCCESSFUL TACKLES

		Games	Total	
1	M. Lamaro	Italy	8	143
2	D. Jenkins	Wales	7	115
3	T. Reffell	Wales	7	113
4	A. Savea	New Zealand	9	107
5	N. Cannone	Italy	8	104
6	P. du Toit	South Africa	8	102
6	M. Kremer	Argentina	8	102
6	B. Earl	England	8	102
9	H. Wilson	Australia	7	98
10	R. Darge	Scotland	7	97

		Minutes	Per 80*	
1	G. Lucchesi	Italy	302	19.6
2	L. Cannone	Italy	290	19.6
3	C. Tizzano	Australia	307	19.3
4	M. Lamaro	Italy	607	18.8
5	C. Cunningham-South England		241	18.6
6	R. Vintcent	Italy	364	18.2
7	D. Jenkins	Wales	530	17.4
8	T. Costley	Japan	272	17.4
9	A. Bell	Australia	264	17.0
10	R. Darge	Scotland	459	16.9

## DOMINANT TACKLES

		Games	Total	
1	M. Lamaro	Italy	8	12
1	R. Darge	Scotland	7	12
3	M. Kremer	Argentina	8	11
3	N. Cannone	Italy	8	11
3	W. Dearn	Japan	8	11
6	T. Menoncello	Italy	8	10
7	P. Matera	Argentina	9	9
7	M. Itoje	England	8	9
7	O. Nche	South Africa	9	9
7	P. Schoeman	Scotland	8	9

## TACKLE SUCCESS RATE\*\*

		Minutes	%*	
1	G. Gilchrist	Scotland	291	100.0%
2	E. Dee	Wales	298	97.9%
3	J. Dempsey	Scotland	338	95.5%
4	S. Tuipulotu	Scotland	330	95.2%
5	J. George	England	493	94.2%
6	E. Bello	Argentina	256	93.8%
7	Z. Fagerson	Scotland	341	93.4%
7	T. Beirne	Ireland	470	93.4%
9	L. Cannone	Italy	290	93.4%
10	M. Leitch	Japan	240	92.9%

## TURNOVERS WON

		Games	Total	
1	W. Dearn	Japan	8	12
2	M. Derenalagi	Fiji	5	10
3	M. Itoje	England	8	8
3	T. Reffell	Wales	7	8
3	T. Vaa'i	New Zealand	9	8
6	T. Beirne	Ireland	6	7
7	P. du Toit	South Africa	8	6
7	A. Savea	New Zealand	9	6
7	S. Underhill	England	8	6
7	N. Frost	Australia	6	6

		Minutes	Per 80*	
1	M. Derenalagi	Fiji	338	2.4
2	W. Dearn	Japan	625	1.5
3	G. Lucchesi	Italy	302	1.3
4	N. Frost	Australia	396	1.2
5	T. Reffell	Wales	536	1.2
6	T. Beirne	Ireland	470	1.2
7	T. Vaa'i	New Zealand	544	1.2
8	L. Cannone	Italy	290	1.1
9	L. Salakaia-Loto	Australia	367	1.1
10	E. Blackadder	New Zealand	309	1.0

\*Minimum 240 minutes played \*\*Minimum 5 tackles / 80

ENGLAND

NEW ZEALAND

# PLAYER RANKINGS - DISCIPLINE

2024 INTERNATIONALS

## PENS CONCEDED

		Games	Total	
1	J. Slipper	Australia	6	7
1	T. Lomax	New Zealand	8	7
1	H. Wilson	Australia	7	7
1	T. Williams	New Zealand	7	7
1	G. Brown	Scotland	3	7
1	S. Takeuchi	Japan	8	7
1	R. Vintcent	Italy	7	7
8	D. van der Merwe	Scotland	7	6
8	P. Schoeman	Scotland	8	6
8	J. Montoya	Argentina	7	6
8	P. du Toit	South Africa	8	6
8	S. Waqa	Japan	6	6
8	G. Zilocchi	Italy	6	6
8	W. Stuart	England	8	6
8	H. Paisami	Australia	7	6
8	E. Blackadder	New Zealand	4	6
8	M. Lamaro	Italy	8	6
8	W. Sititi	New Zealand	6	6

		Minutes	Per 80*	
1	J. Sclavi	Argentina	270	2.7
2	A. Porter	Ireland	439	2.4
3	G. Lucchesi	Italy	302	2.1
4	Z. Fagerson	Scotland	341	1.9
5	S. Waqa	Japan	286	1.7
6	T. Williams	New Zealand	345	1.6
7	T. Tupou	Australia	255	1.6
8	E. Blackadder	New Zealand	309	1.6
9	W. Stuart	England	312	1.5
9	R. Vintcent	Italy	364	1.5

## CARDS

		Games	Yellows	
1	K. Arendse	South Africa	7	3
2	A. Kellaway	Australia	9	2
2	P. O'Mahony	Ireland	6	2
2	C. Clarke	New Zealand	5	2
2	A. Fassi	South Africa	6	2
6	E. Daly	England	5	1
6	U. Atonio	France	5	1
6	W. Le Roux	South Africa	4	1
6	O. Tu'ungafasi	New Zealand	7	1
6	A. Lienert-Brown	New Zealand	10	1
6	J. Wiese	South Africa	4	1
6	D. van der Merwe	Scotland	7	1
6	M. Marx	South Africa	9	1
6	J. Kriel	South Africa	9	1
6	P. Willemse	France	1	1

		Games	Reds	
1	P. Matera	Argentina	9	1
1	J. Danty	France	3	1
1	A. Esterhuizen	South Africa	2	1
1	P. Willemse	France	1	1
1	C. Ewels	England	1	1
1	A. Cocagi	Fiji	1	1
1	F. Daugunu	Australia	4	1
1	K. Shimokawa	Japan	6	1

\*Minimum 240 minutes played



ENGLAND



NEW ZEALAND

**PLAYER COMPARISON**  
**2024 INTERNATIONALS**  
**ENGLAND & NEW ZEALAND**

# PLAYER COMPARISON - POINTS

2024 INTERNATIONALS

POINTS							
ENGLAND			NEW ZEALAND				
		Games	Total				
1	G. Ford	5	48	1	D. McKenzie	10	108
2	M. Smith	5	35	2	C. Clarke	5	35
3	I. Feyei-Waboso	7	20	3	A. Savea	9	20
4	B. Earl	8	15	3	M. Tele'a	7	20
4	O. Lawrence	6	15	3	W. Jordan	6	20

TRIES							
ENGLAND			NEW ZEALAND				
		Games	Total				
1	I. Feyei-Waboso	7	4	1	C. Clarke	5	7
2	B. Earl	8	3	2	A. Savea	9	4
2	O. Lawrence	6	3	2	M. Tele'a	7	4
4	A. Mitchell	7	2	2	W. Jordan	6	4
4	M. Smith	5	2	5	S. Reece	8	3
4	G. Furbank	5	2				
4	T. Freeman	8	2				

GOAL KICKING*									
ENGLAND			NEW ZEALAND						
		Made	Missed	%					
1	G. Ford	17	6	73.9%	1	B. Barrett	4	1	80.0%
2	M. Smith	10	5	66.7%	2	D. McKenzie	44	14	75.9%

\*Minimum 5 Kicks at Goal

# PLAYER COMPARISON - CARRIES

2024 INTERNATIONALS

CARRIES							
ENGLAND			NEW ZEALAND				
		Games	Total				
1	B. Earl	8	130	1	A. Savea	9	121
2	M. Itoje	8	48	2	D. McKenzie	10	85
3	T. Freeman	8	45	3	J. Barrett	8	75
4	G. Furbank	5	42	4	W. Sititi	6	67
5	G. Martin	6	41	5	C. Taylor	8	66

METRES							
ENGLAND			NEW ZEALAND				
		Games	Total				
1	B. Earl	8	700.7	1	A. Savea	9	679.6
2	T. Freeman	8	425.7	2	C. Clarke	5	597.3
3	I. Feyi-Waboso	7	383.5	3	J. Barrett	8	589.0
4	G. Furbank	5	370.6	4	D. McKenzie	10	569.8
5	M. Smith	5	279.8	5	W. Jordan	6	549.4

DEFENDERS BEATEN							
ENGLAND			NEW ZEALAND				
		Games	Total				
1	B. Earl	8	33	1	M. Tele'a	7	37
2	T. Freeman	8	16	2	D. McKenzie	10	30
3	I. Feyi-Waboso	7	15	3	A. Savea	9	27
4	A. Mitchell	7	14	4	S. Reece	8	20
5	M. Smith	5	12	4	C. Clarke	5	20
5	G. Furbank	5	12				

# PLAYER COMPARISON - PASSING

2024 INTERNATIONALS

<b>PASSES</b>							
<b>ENGLAND</b>			<b>NEW ZEALAND</b>				
		Games	Total				
1	A. Mitchell	7	336	1	T. Perenara	8	360
2	G. Ford	5	114	2	C. Ratima	8	256
3	D. Care	5	80	3	D. McKenzie	10	245
4	B. Earl	8	55	4	B. Barrett	8	95
5	M. Smith	5	54	5	F. Christie	2	82

<b>PASSING ACCURACY%**</b>							
<b>ENGLAND</b>			<b>NEW ZEALAND</b>				
		Games	Total				
1	A. Mitchell	7	97.3%	1	C. Ratima	8	98.8%
2	G. Ford	5	94.7%	2	T. Perenara	8	97.2%
				3	D. McKenzie	10	92.7%

<b>OFFLOADS</b>							
<b>ENGLAND</b>			<b>NEW ZEALAND</b>				
		Games	Total				
1	G. Furbank	5	6	1	S. Reece	8	14
2	A. Mitchell	7	4	2	D. McKenzie	10	10
3	S. Underhill	8	3	2	M. Tele'a	7	10
3	M. Smith	5	3	4	W. Sititi	6	8
3	T. Freeman	8	3	5	B. Barrett	8	7

# PLAYER COMPARISON - KICKS

2024 INTERNATIONALS

## KICKS IN PLAY

ENGLAND			NEW ZEALAND				
	Games	Total		Games	Total		
1	A. Mitchell	7	79	1	D. McKenzie	10	93
2	G. Ford	5	43	2	B. Barrett	8	39
3	M. Smith	5	20	3	T. Perenara	8	23
4	H. Slade	8	17	4	J. Barrett	8	20
4	D. Care	5	17	4	C. Ratima	8	20

## KICKING METRES

ENGLAND			NEW ZEALAND				
	Games	Total		Games	Total		
1	A. Mitchell	7	2,162.6	1	D. McKenzie	10	2,815.4
2	G. Ford	5	1,276.4	2	B. Barrett	8	1,089.8
3	M. Smith	5	626.2	3	J. Barrett	8	748.5
4	H. Slade	8	527.1	4	T. Perenara	8	550.9
5	F. Steward	3	311.8	5	C. Ratima	8	408.3

## METRES / KICKS IN PLAY\*\*

ENGLAND			NEW ZEALAND				
	Games	Avg*		Games	Avg*		
1	M. Smith	5	31.3	1	J. Barrett	8	37.4
2	H. Slade	8	31.0	2	D. McKenzie	10	30.3
3	G. Ford	5	29.7	3	C. Clarke	5	29.0
4	E. Daly	5	29.6	4	B. Barrett	8	27.9
5	A. Mitchell	7	27.4	5	W. Jordan	6	25.9

\*Minimum 240 minutes played \*\*Minimum 2 Kicks / 80min

# PLAYER COMPARISON - LINEOUTS

2024 INTERNATIONALS

## LINEOUTS WON (INC. STEALS)

ENGLAND			NEW ZEALAND		
	Games	Total		Games	Total
1 M. Itoje	8	36	1 S. Barrett	7	20
2 O. Chessum	5	21	1 T. Vaa'i	9	20
3 G. Martin	6	19	3 A. Savea	9	18
4 C. Cunningham-South	7	14	4 W. Sیتی	6	17
5 E. Roots	4	10	5 S. Darry	7	15

## LINEOUT STEALS

ENGLAND			NEW ZEALAND		
	Games	Total		Games	Total
1 M. Itoje	8	4	1 T. Vaa'i	9	4
2 O. Chessum	5	3	2 P. Tuipulotu	4	2
3 G. Martin	6	1	2 E. Blackadder	4	2
			2 W. Sیتی	6	2
			5 C. Taylor	8	1
			5 A. Savea	9	1
			5 L. Jacobson	6	1
			5 S. Finau	4	1
			5 J. Lord	3	1
			5 S. Darry	7	1

## LINEOUT THROWS WON

ENGLAND			NEW ZEALAND		
	Games	Total		Games	Total
1 J. George	8	80	1 C. Taylor	8	80
2 T. Dan	8	26	2 A. Aumua	10	37
3 M. Smith	5	1	3 G. Bell	2	8
3 T. Freeman	8	1	4 B. Barrett	8	1
			4 D. McKenzie	10	1
			4 W. Jordan	6	1

# PLAYER COMPARISON - TACKLES

2024 INTERNATIONALS

SUCCESSFUL TACKLES							
ENGLAND			NEW ZEALAND				
		Games	Total				
1	B. Earl	8	102	1	A. Savea	9	107
2	M. Itoje	8	85	2	S. Barrett	7	83
3	J. George	8	81	3	T. Vaa'i	9	82
4	G. Martin	6	68	4	C. Taylor	8	79
5	S. Underhill	8	66	5	S. Cane	6	69

DOMINANT TACKLES							
ENGLAND			NEW ZEALAND				
		Games	Total				
1	M. Itoje	8	9	1	A. Savea	9	8
1	T. Freeman	8	9	2	S. Cane	6	7
3	O. Chessum	5	8	2	S. Reece	8	7
4	S. Underhill	8	6	4	P. Tuipulotu	4	6
4	G. Martin	6	6	5	T. Lomax	8	5
				5	A. Aumua	10	5
				5	M. Tele'a	7	5

TURNOVERS WON							
ENGLAND			NEW ZEALAND				
		Games	Total				
1	M. Itoje	8	8	1	T. Vaa'i	9	8
2	S. Underhill	8	6	2	A. Savea	9	6
3	O. Chessum	5	3	3	P. Tuipulotu	4	5
4	B. Earl	8	2	3	S. Barrett	7	5
4	O. Lawrence	6	2	5	C. Taylor	8	4
				5	E. Blackadder	4	4

# PLAYER COMPARISON - DISCIPLINE

2024 INTERNATIONALS

## PENS CONCEDED

ENGLAND			NEW ZEALAND		
	Games	Total		Games	Total
1 M. Itoje	8	10	1 C. Taylor	8	8
2 B. Earl	8	8	2 T. Lomax	8	7
3 W. Stuart	8	6	2 T. Williams	7	7
4 M. Smith	5	5	4 E. Blackadder	4	6
4 O. Lawrence	6	5	4 W. Sititi	6	6

## YELLOW CARDS

ENGLAND			NEW ZEALAND		
	Games	Total		Games	Total
1 E. Daly	5	1	1 C. Clarke	5	2
1 M. Smith	5	1	2 O. Tu'ungafasi	7	1
1 E. Roots	4	1	2 A. Lienert-Brown	10	1
1 O. Chessum	5	1	2 T. Lomax	8	1
			2 A. Aumua	10	1
			2 S. Reece	8	1

## RED CARDS

ENGLAND			NEW ZEALAND		
	Games	Total		Games	Total
1 C. Ewels	1	1			