



POST-MATCH REPORT

2024

Round

Match Name

Round 5

France vs England

Stade Chaban-Delmas, [27 April 2024](#)



INDEX

PG

TEAMS HEAD-TO-HEAD

Passing	3
Kick In-Play	3
Territory (Kicks In-Play)	4
Penalty Kicks to Touch	4
Box Kicks	5
Restarts	5
Lineouts	5

PLAYERS HEAD-TO-HEAD

Passing	6
Box Kicks	6
Lineouts	7
Kicks In-Play	7
Restarts (From Halfway)	8
Territory (Kicks In-Play)	8

2

LEADERBORADS

Total Kicks Count	9
Avg. Kick Distance (m)	9
Longest Kicks (m)	9
Max. Territory Gain (m)	9
Avg. Territory Gain (m)	9
Longest Goal Kicks (m)	9
Max. Box Kick Hangtime (s)	10
Avg. Box Kick Hangtime (s)	10
Max. Restart Hangtime (s)	10
Avg. Restart Hangtime (s)	10
Total Passes Count	10
Longest Passes (m)	10

TEAM HEAD-TO-HEAD

France ▼



England ▼



PASSING

152	Total Passes	107
85	<5m Passes	54
55	5 to 10m Passes	44
12	>10m Passes	9
801	Total Pass Distance (m)	604
16.3	Max. Pass Distance (m)	19.0
5.3	Avg. Pass Distance (m)	5.6
28.1	Avg. Pass Speed (km/h)	31.1
11.7	Pass/Kick Ratio	4.3



KICKS IN-PLAY



13	Total Kicks	25
333	Total Kick Distance (m)	498
41.4	Max. Kick Distance (m)	40.0
25.6	Avg. Kick Distance (m)	19.9

TEAM HEAD-TO-HEAD



TERRITORY (KICKS IN-PLAY)



13	Total Kicks	25
266	Total Territory Gain (m)	359
40.1	Max. Territory Gain (m)	32.0
24.1	Avg. Territory Gain (m)	16.3






PENALTY KICKS TO TOUCH





6	Total Kicks	12
95	Total Territory Gain (m)	178
19.5	Max. Territory Gain (m)	27.8
15.8	Avg. Territory Gain (m)	14.8
178	Territory Conceded From Penalty Kicks to Touch (m)	95

TEAM HEAD-TO-HEAD

BOX KICKS		
Total Kicks		5
Avg. Kick Distance (m)		20.2
Avg. Hangtime (s)		3.0
Max. Hangtime (s)		4.1

 FRANCE RUGBY	RESTARTS (FROM HALFWAY)		
6	Total Kicks		4
27.6	Avg. Kick Distance (m)		30.6
2.8	Avg. Hangtime (s)		2.8
3.1	Max. Hangtime (s)		3.1

 FRANCE RUGBY	LINEOUTS		
16	Total Lineouts		17
8.6	Avg. Distance (m)		9.0
7 (44%)	Front (%)		9 (53%)
7 (44%)	Middle (%)		4 (24%)
2 (13%)	Back (%)		4 (24%)
0 (0%)	Long (%)		0 (0%)
293.6	Avg. Spin Rate (rpm)		293.2
30.0	Avg. Speed (km/h)		32.8
95.4	Avg. Spiral Efficiency (%)		95.1

PLAYERS HEAD-TO-HEAD



PASSING (Scrum Halves)



Alexandra Cham...	Pauline Bourdon ...	Player	Natasha Hunt	Lucy Packer
13	74	Total Passes	57	6
86.5	470.0	Total Pass Distance (m)	351.0	37.5
12.8	16.3	Max. Pass Distance (m)	19.0	8.6
6.7	6.4	Avg. Pass Distance (m)	6.2	6.3
33.8	30.8	Avg. Pass Speed (km/h)	31.9	30.4

BOX KICKS



Player	Natasha Hunt
Total Kicks	5
Avg. Kick Distance (m)	20.2
Avg. Hangtime (s)	3.0
Max. Hangtime (s)	4.1

PLAYERS HEAD-TO-HEAD



LINEOUTS



Elisa Riffonneau	Agathe Sochat	Player	Amy Cokayne	Connie Powell
2	14	Total Lineouts	14	3
9.0	8.5	Avg. Distance (m)	9.6	6.2
1 (50%)	6 (43%)	Front (%)	6 (43%)	3 (100%)
0 (0%)	7 (50%)	Middle (%)	4 (29%)	0 (0%)
1 (50%)	1 (7%)	Back (%)	4 (29%)	0 (0%)
0 (0%)	0 (0%)	Long (%)	0 (0%)	0 (0%)
267	298	Avg. Spin Rate (rpm)	287	318
32.2	29.6	Avg. Speed (km/h)	32.5	34.0
95.0	95.4	Avg. Spiral Efficiency (%)	95.5	93.3



KICKS IN-PLAY



Pauline Bourdon ...	Lina Queyroi	Player	Holly Aitchison	Natasha Hunt
6	6	Total Kicks	9	9
94	203	Total Kick Distance (m)	161	200
40.0	41.4	Max. Kick Distance (m)	40.0	38.7
15.6	33.8	Avg. Kick Distance (m)	17.9	22.2

PLAYERS HEAD-TO-HEAD



RESTARTS (FROM HALFWAY)



<input type="text" value="Lina Queyroi"/>	Player	<input type="text" value="Holly Aitchison"/>
6	Total Kicks	4
27.6	Avg. Kick Distance (m)	30.6
2.8	Avg. Hangtime (s)	2.8
3.1	Max. Hangtime (s)	3.1



TERRITORY (KICKS IN-PLAY)



<input type="text" value="Pauline Bourdon ..."/>	<input type="text" value="Lina Queyroi"/>	Player	<input type="text" value="Holly Aitchison"/>	<input type="text" value="Natasha Hunt"/>
6	6	Total Kicks	9	9
59	170	Total Territory Gain (m)	54	191
32.5	40.1	Max. Territory Gain (m)	32.0	31.0
14.7	28.3	Avg. Territory Gain (m)	9.0	21.2

Total Kicks Count

Player	Team	Count
Holly Aitchison	England	9
Natasha Hunt	England	9
Lina Queyroi	France	6
Pauline Bourdon Sa...	France	6
Ellie Kildunne	England	3

Avg. Kick Distance (m)

Player	Team	Avg.
Lina Queyroi	France	33.75
Natasha Hunt	England	22.23
Ellie Kildunne	England	21.33
Holly Aitchison	England	17.93
Jess Breach	England	16.70

Longest Kicks (m)

Player	Team	Distance
Lina Queyroi	France	41.40
Lina Queyroi	France	40.30
Holly Aitchison	England	40.00
Pauline Bourdon Sa...	France	40.00
Natasha Hunt	England	38.70

Max. Territory Gain

Player	Team	Distance
Natasha Hunt	England	24.3
Amy Cokayne	England	19.0
Lucy Packer	England	16.7
Ellie Kildunne	England	4.9
Pauline Bourdon Sa...	France	4.1

Avg. Territory Gain (m)

Player	Team	Avg.
Lina Queyroi	France	28.3
Natasha Hunt	England	21.2
Ellie Kildunne	England	19.7
Pauline Bourdon Sansus	France	14.7
Jess Breach	England	9.9

Longest Goal Kicks (m)

Player	Team	Distance
Holly Aitchison	England	40.00
Holly Aitchison	England	28.80
Lina Queyroi	France	27.10
Lina Queyroi	France	26.30
Holly Aitchison	England	25.70

Max. Box Kick Hangtime (s)

Player	Team	Hangtime
Natasha Hunt	England	4.1

Avg. Box Kick Hangtime (s)

Player	Team	Avg.
Natasha Hunt	England	3.0

Max. Restart Hangtime (s)

Player	Team	Hangtime
Holly Aitchison	England	3.1
Lina Queyroi	France	3.1

Avg. Restart Hangtime (s)

Player	Team	Avg.
Lina Queyroi	France	2.8
Holly Aitchison	England	2.8

Total Passes Count

Player	Team	Count
Pauline Bourdon San...	France	74
Natasha Hunt	England	57
Lina Queyroi	France	27
Holly Aitchison	England	17
Alexandra Chambon	France	13

Longest Pass (m)

Player	Team	Distance
Natasha Hunt	England	19.0
Holly Aitchison	England	18.3
Pauline Bourdon San...	France	16.3
Alexandra Chambon	France	12.8
Megan Jones	England	12.1