



***MATCH PREVIEW***  
**IRELAND VS SCOTLAND**

SATURDAY 27<sup>TH</sup> APRIL



# **INDEX**

---

## **PG**

---

**MATCH EDITORIAL** 3

---

### **TEAM LEADERBOARDS**

Passes 4

Kicks 6

Lineout 8

---

### **PLAYER LEADERBOARDS**

Kicks 9

Passes 11

Lineout 13

---

### **HEAD-TO-HEAD**

Scrum halves 14

Fly halves 15

## IRELAND VS SCOTLAND

- **Kicking** - Ireland have made more kicking metres than any other team, an average of 665 per match.
- **Dannah O'Brien** - This has largely been down their fly-half Dannah O'Brien who has kicked more than any other player by number and distance – 53 times and 425m per match. She's a long way ahead of the player in 2nd place – Lleucu George who has kicked 40 times and 286m per match.
- **Kick Distance** - Ireland have also kicked the longest, making an average of 28.6 metres of territory per kick.
- **Discipline + Territory Conceded** - Scotland conceded more territory from penalty kicks than any other team in Round 4, a total of 170 metres.
- **Lineout** - Ireland won just one of their eight lineouts against England (13%) – the lowest success rate in a Championship match this season.
- **Aoibhean Reilly** is the only player in the Six Nations to have made over 2,000 passing metres, a total of 2,013.
- **Passing** - Scotland made more passing metres against Italy than they have in any other round in the Championship (1,089).

[INDEX](#)[EDITORIAL](#)[TEAMS](#)[PLAYERS](#)[HEAD-TO-HEAD](#)

## PASSES

### Total Pass Count

Team	Round 1	Round 2	Round 3	Round 4	Avg.	Total
England	211	161	184	209	191.25	765
France	180	132	121	95	132	528
Ireland	114	214	201	108	159.25	637
Italy	121	93	126	123	115.75	463
Scotland	131	129	84	190	133.5	534
Wales	107	121	113	190	132.75	531

### Total Pass Distance (m)

Team	Round 1	Round 2	Round 3	Round 4	Avg.	Total
England	1,271	950	1,056	1,353	1,158	4,631
France	1,033	782	732	555	776	3,102
Ireland	637	1,238	1,186	593	913	3,653
Italy	732	541	674	726	668	2,674
Scotland	752	788	482	1,089	778	3,111
Wales	614	654	689	1,014	743	2,972

### Average Pass Distance (m)

Team	Round 1	Round 2	Round 3	Round 4	Avg.
England	6.0	5.9	5.7	6.5	6.1
France	5.7	5.9	6.1	5.8	5.9
Ireland	5.6	5.8	5.9	5.5	5.7
Italy	6.0	5.8	5.4	5.9	5.8
Scotland	5.7	6.1	5.7	5.7	5.8
Wales	5.7	5.4	6.1	5.3	5.6

### Average Pass Speed (km/h)

Team	Round 1	Round 2	Round 3	Round 4	Avg.
England	31.5	30.0	30.4	30.8	30.7
France	27.9	30.0	31.1	30.1	29.6
Ireland	30.7	29.8	30.5	30.5	30.3
Italy	32.0	29.4	30.0	31.0	30.7
Scotland	29.7	30.9	30.5	31.2	30.6
Wales	30.5	29.4	30.0	29.4	29.8

## PASSES

### Pass/Kick Count Ratio

Team	Round 1	Round 2	Round 3	Round 4	Avg.
England	10.6	7.7	8.0	7.7	<b>8.4</b>
France	6.4	6.9	8.6	5.3	<b>6.7</b>
Ireland	4.4	19.5	7.7	4.9	<b>7.5</b>
Italy	6.4	5.8	10.5	10.3	<b>7.8</b>
Scotland	10.9	5.6	9.3	9.0	<b>8.2</b>
Wales	7.1	12.1	5.7	11.9	<b>8.7</b>

### Pass Breakdown for All Rounds

Team	Long >10m	Medium 5-10m	Short 0-5m
England	11.50%	48.24%	40.26%
France	11.55%	44.70%	43.75%
Ireland	3.45%	58.56%	37.99%
Italy	5.62%	54.21%	40.17%
Scotland	4.49%	60.30%	35.21%
Wales	6.97%	46.70%	46.33%

## KICKS IN-PLAY

### Kicks In-Play Breakdown

Team	50-22	Box	Chip	Clearance	Crossfield	Grubber	Up and Under
England		13	13	43	6	10	6
France	1	8	14	47	4	5	
Ireland		1	3	69	1		11
Italy		30	8	19			1
Scotland	1	16	4	35	1	6	1
Wales	1	8	3	35	4	4	3

### Total Kicks In-Play Count

Team	Round 1	Round 2	Round 3	Round 4	Avg.	Total
England	20	21	23	27	<b>22.75</b>	<b>91</b>
France	28	19	14	18	<b>19.75</b>	<b>79</b>
Ireland	26	11	26	22	<b>21.25</b>	<b>85</b>
Italy	18	16	12	12	<b>14.5</b>	<b>58</b>
Scotland	12	23	8	21	<b>16</b>	<b>64</b>
Wales	13	10	19	16	<b>14.5</b>	<b>58</b>

### Total Kick Distance (m)

Team	Round 1	Round 2	Round 3	Round 4	Total
England	706	538	440	716	<b>2,400</b>
France	752	570	399	451	<b>2,171</b>
Ireland	806	355	794	704	<b>2,658</b>
Italy	414	357	259	297	<b>1,326</b>
Scotland	376	639	230	540	<b>1,786</b>
Wales	332	291	602	351	<b>1,576</b>

## KICKS IN-PLAY

### Average Kick Distance (m)

Team	Round 1	Round 2	Round 3	Round 4	Avg.
England	35.3	25.6	19.1	26.5	<b>26.4</b>
France	26.9	30.0	28.5	25.0	<b>27.5</b>
Ireland	31.0	32.3	30.5	32.0	<b>31.3</b>
Italy	23.0	22.3	21.5	24.8	<b>22.9</b>
Scotland	31.4	27.8	28.8	25.7	<b>27.9</b>
Wales	25.5	29.1	31.7	21.9	<b>27.2</b>

### Total Territory Gain (m)

Team	Round 1	Round 2	Round 3	Round 4	Avg.	Total
England	620	458	421	631	<b>533</b>	<b>2,131</b>
France	652	512	365	422	<b>488</b>	<b>1,952</b>
Ireland	761	319	731	628	<b>610</b>	<b>2,440</b>
Italy	386	348	238	281	<b>313</b>	<b>1,253</b>
Scotland	348	571	214	497	<b>408</b>	<b>1,630</b>
Wales	283	262	583	281	<b>352</b>	<b>1,409</b>

### Average Territory Gain per Kick (m)

Team	Round 1	Round 2	Round 3	Round 4	Avg.
England	31.0	21.8	18.3	23.4	<b>23.4</b>
France	23.3	27.0	26.1	23.5	<b>24.7</b>
Ireland	29.3	29.0	28.1	28.6	<b>28.7</b>
Italy	21.4	21.7	19.8	23.4	<b>21.6</b>
Scotland	29.0	24.8	26.8	23.7	<b>25.5</b>
Wales	21.8	26.2	30.7	17.5	<b>24.3</b>

## PENALTY KICKS TO TOUCH

### Total Penalty Kicks to Touch Count

Team	Round 1	Round 2	Round 3	Round 4	Avg.	Total
England	9	7	7	7	7.5	30
France	6	5	9	8	7	28
Ireland	5	7	8	3	5.75	23
Italy	5	7	8	10	7.5	30
Scotland	6	9	9	11	8.75	35
Wales	9	12	6	7	8.5	34

### Total Territory Gain from Penalty Kicks to Touch (m)

Team	Round 1	Round 2	Round 3	Round 4	Avg.	Total
England	146	86	86	129	112	448
France	67	86	149	169	118	471
Ireland	100	144	100	46	98	391
Italy	92	118	132	170	128	512
Scotland	64	103	168	122	114	458
Wales	117	190	107	122	134	536

### Total Territory Conceded from Penalty Kicks To Touch (m)

Team	Round 1	Round 2	Round 3	Round 4	Avg.	Total
England	92	190	168	46	124	497
France	100	103	132	122	114	457
Ireland	67	118	107	129	105	421
Italy	146	144	149	122	140	562
Scotland	117	86	86	170	115	459
Wales	64	86	100	169	105	419

## LINEOUTS

### Lineout Throwing

Team	Total	Front	Middle	Back	Long
England	49	29 (59%)	12 (24%)	4 (8%)	4 (8%)
France	60	21 (35%)	22 (37%)	12 (20%)	5 (8%)
Ireland	41	22 (54%)	12 (29%)	6 (15%)	1 (2%)
Italy	57	23 (40%)	21 (37%)	13 (23%)	
Scotland	58	28 (48%)	20 (34%)	9 (16%)	1 (2%)
Wales	52	34 (65%)	12 (23%)	5 (10%)	1 (2%)

### Lineout Success by Round

Team	Round 1	Round 2	Round 3	Round 4
England	8/17 (47%)	8/10 (80%)	11/12 (92%)	6/10 (60%)
France	7/16 (44%)	11/16 (69%)	8/13 (62%)	8/15 (53%)
Ireland	3/9 (33%)	7/10 (70%)	9/14 (64%)	1/8 (13%)
Italy	16/20 (80%)	6/7 (86%)	7/12 (58%)	13/18 (72%)
Scotland	10/15 (67%)	12/16 (75%)	4/13 (31%)	12/14 (86%)
Wales	9/10 (90%)	13/19 (68%)	5/10 (50%)	10/13 (77%)

### Lineout Distance vs. Success

Team	Front Success / Count (%)	Middle Success / Count (%)	Back Success / Count (%)	Long Success / Count (%)	Success / Total (%)
England	24/29 (83%)	7/12 (58%)	2/4 (50%)	0/4 (0%)	33/49 (67%)
France	13/21 (62%)	15/22 (68%)	5/12 (42%)	1/5 (20%)	34/60 (57%)
Ireland	13/22 (59%)	6/12 (50%)	1/6 (17%)	0/1 (0%)	20/41 (49%)
Italy	15/23 (65%)	16/21 (76%)	11/13 (85%)		42/57 (74%)
Scotland	21/28 (75%)	14/20 (70%)	3/9 (33%)	0/1 (0%)	38/58 (66%)
Wales	26/34 (76%)	9/12 (75%)	2/5 (40%)	0/1 (0%)	37/52 (71%)

### Lineout Throw Averages

Team	Avg. Distance (m)	Avg. Speed (km/h)	Avg. Spin Rate (rpm)	Avg. of Efficiency (%)
England	8.0	32.7	306	92
France	9.8	31.7	301	95
Ireland	8.4	31.4	328	95
Italy	8.8	28.0	325	94
Scotland	8.4	29.6	286	95
Wales	7.3	29.1	310	94

## PASSES

### Total Pass Distance (m)

#### Scrum Halves

Player	Team	Total
Aoibheann Reilly	Ireland	2,013
Natasha Hunt	England	1,647
Caity Mattinson	Scotland	1,533
Sofia Stefan	Italy	1,473
Pauline Bourdon Sans...	France	1,255
Keira Bevan	Wales	1,002
Sian Jones	Wales	827
Lucy Packer	England	544
Molly Scuffil-McCabe	Ireland	507
Alexandra Chambon	France	463

### Average Pass Distance (m)

#### Scrum Halves

Player	Team	Avg.
Pauline Bourdon Sans...	France	6.9
Alexandra Chambon	France	6.7
Natasha Hunt	England	6.6
Caity Mattinson	Scotland	6.5
Sofia Stefan	Italy	6.4
Mairi McDonald	Scotland	6.4
Aoibheann Reilly	Ireland	6.4
Keira Bevan	Wales	6.3
Molly Scuffil-McCabe	Ireland	6.2
Lucy Packer	England	6.2

### Average Pass Speed (km/h)

#### Scrum Halves

Player	Team	Avg.
Natasha Hunt	England	34.5
Mairi McDonald	Scotland	34.3
Alexandra Chambon	France	34.1
Sofia Stefan	Italy	33.7
Pauline Bourdon Sans...	France	33.1
Caity Mattinson	Scotland	33.1
Aoibheann Reilly	Ireland	32.8
Keira Bevan	Wales	32.8
Sian Jones	Wales	32.6
Lucy Packer	England	31.8

### Average Pass Spiral Efficiency (%)

#### Scrum Halves

Player	Team	Avg.
Caity Mattinson	Scotland	93.0
Alexandra Chambon	France	92.4
Pauline Bourdon Sans...	France	90.3
Natasha Hunt	England	90.2
Aoibheann Reilly	Ireland	90.2
Keira Bevan	Wales	90.1
Mairi McDonald	Scotland	90.1
Sofia Stefan	Italy	89.4
Molly Scuffil-McCabe	Ireland	89.0
Lucy Packer	England	88.9

### Total Pass Count

Player	Team	Count
Aoibheann Reilly	Ireland	315
Natasha Hunt	England	248
Caity Mattinson	Scotland	236
Sofia Stefan	Italy	230
Pauline Bourdon Sans...	France	182
Keira Bevan	Wales	159
Sian Jones	Wales	142
Holly Aitchison	England	127
Lucy Packer	England	88
Molly Scuffil-McCabe	Ireland	82

## PASSES

### Total Pass Distance (m)

Fly Half

Player	Team	Total
Holly Aitchison	England	879
Helen Nelson	Scotland	473
Veronica Madia	Italy	430
Lina Queyroi	France	421
Lleucu George	Wales	375
Dannah O'Brien	Ireland	361
Zoe Harrison	England	257
Nicole Fowley	Ireland	173
Morgane Bourgeois	France	39

### Average Pass Distance (m)

Fly Half

Player	Team	Avg.
Zoe Harrison	England	7.1
Holly Aitchison	England	6.9
Veronica Madia	Italy	6.6
Lina Queyroi	France	6.5
Helen Nelson	Scotland	6.1
Dannah O'Brien	Ireland	5.7
Lleucu George	Wales	5.5
Nicole Fowley	Ireland	5.3
Morgane Bourge...	France	4.4

### Average Pass Speed (km/h)

Fly Half

Player	Team	Avg.
Zoe Harrison	England	35.7
Veronica Madia	Italy	31.1
Helen Nelson	Scotland	29.8
Holly Aitchison	England	29.6
Dannah O'Brien	Ireland	29.6
Lina Queyroi	France	29.5
Nicole Fowley	Ireland	29.3
Lleucu George	Wales	26.9
Morgane Bourge...	France	26.7

### Top 10 Longest Passes (m)

Player	Team	Distance
Megan Jones	England	19.7
Lleucu George	Wales	19.3
Hannah Jones	Wales	18.8
Meryl Smith	Scotland	18.5
Kayleigh Powell	Wales	18.5
Holly Aitchison	England	18.5
Beatrice Rigoni	Italy	18.2
Pauline Bourdon Sans...	France	18.1
Veronica Madia	Italy	17.9
Lleucu George	Wales	17.6

## KICKS IN-PLAY

### Total Kicks In-Play Count

Player	Team	Count
Dannah O'Brien	Ireland	53
Lleucu George	Wales	40
Sofia Stefan	Italy	39
Lina Queyroi	France	31
Ellie Kildunne	England	22
Pauline Bourdon Sansus	France	22
Nicole Fowley	Ireland	21
Helen Nelson	Scotland	20
Holly Aitchison	England	20
Natasha Hunt	England	17

### Top 10 Longest Kicks (m)

Player	Team	Distance
Lina Queyroi	France	47.0
Ellie Kildunne	England	46.9
Lisa Thompson	Scotland	46.8
Zoe Harrison	England	46.0
Lleucu George	Wales	45.3
Helen Nelson	Scotland	45.1
Holly Aitchison	England	45.0
Dannah O'Brien	Ireland	44.6
Helen Nelson	Scotland	44.6
Lleucu George	Wales	44.2

### Average Territory Gain (m)

Player	Team	Avg.
Jenny Hesketh	Wales	36.1
Abby Dow	England	33.3
Nicole Fowley	Ireland	31.6
Zoe Harrison	England	30.7
Helena Rowland	England	30.0
Emily Scarratt	England	30.0
Helen Nelson	Scotland	29.9
Lina Tuy	France	29.8
Dannah O'Brien	Ireland	29.2
Meryl Smith	Scotland	28.7

### Total Kick Distance (m)

Player	Team	Total
Dannah O'Brien	Ireland	1,698
Lleucu George	Wales	1,144
Lina Queyroi	France	921
Sofia Stefan	Italy	809
Nicole Fowley	Ireland	679
Helen Nelson	Scotland	635
Pauline Bourdon Sansus	France	585
Holly Aitchison	England	516
Ellie Kildunne	England	513
Natasha Hunt	England	407

### Average Kick Distance (m)

Player	Team	Avg.
Zoe Harrison	England	37.0
Jenny Hesketh	Wales	34.8
Emily Scarratt	England	33.9
Helena Rowland	England	32.4
Nicole Fowley	Ireland	32.3
Dannah O'Brien	Ireland	32.0
Helen Nelson	Scotland	31.7
Meryl Smith	Scotland	30.8
Lina Queyroi	France	29.7
Veronica Madia	Italy	29.1

### Top 10 Territory Gain (m)

Player	Team	Distance
Lina Queyroi	France	47.2
Ellie Kildunne	England	45.5
Helen Nelson	Scotland	45.0
Holly Aitchison	England	44.9
Helen Nelson	Scotland	44.6
Dannah O'Brien	Ireland	44.6
Lleucu George	Wales	44.2
Lleucu George	Wales	44.1
Lisa Thompson	Scotland	43.9
Abby Dow	England	43.6

## KICKS IN-PLAY

### Total Territory Gain (m)

Player	Team	Total
Dannah O'Brien	Ireland	1,547
Lleucu George	Wales	990
Lina Queyroi	France	803
Sofia Stefan	Italy	780
Nicole Fowley	Ireland	664
Helen Nelson	Scotland	598
Pauline Bourdon Sansus	France	544
Holly Aitchison	England	443
Ellie Kildunne	England	435
Natasha Hunt	England	371

### Average Restart Kick Distance (m)

Player	Team	Avg.
Meryl Smith	Scotland	40.8
Lina Tuy	France	35.9
Lleucu George	Wales	34.5
Nicole Fowley	Ireland	34.3
Dannah O'Brien	Ireland	34.1
Holly Aitchison	England	33.1
Beatrice Rigoni	Italy	33.0
Lina Queyroi	France	32.5

### Top 10 Box Kick Hangtimes (s)

Player	Team	Hangtime
Sofia Stefan	Italy	4.1
Lucy Packer	England	3.8
Lucy Packer	England	3.8
Pauline Bourdon Sans...	France	3.8
Pauline Bourdon Sans...	France	3.8
Sofia Stefan	Italy	3.8
Sofia Stefan	Italy	3.7
Sofia Stefan	Italy	3.7
Caity Mattinson	Scotland	3.6
Keira Bevan	Wales	3.6

### Average Box Kick Hangtime (s)

Player	Team	Avg.
Lucy Packer	England	3.4
Keira Bevan	Wales	3.3
Sofia Stefan	Italy	3.3
Pauline Bourdon Sans...	France	3.3
Mairi McDonald	Scotland	3.2
Natasha Hunt	England	3.0
Caity Mattinson	Scotland	2.8
Sian Jones	Wales	2.6

### Average Restart Kick Hangtime (s)

Player	Team	Avg.
Lina Tuy	France	3.3
Dannah O'Brien	Ireland	3.2
Meryl Smith	Scotland	3.2
Holly Aitchison	England	3.0
Nicole Fowley	Ireland	3.0
Lleucu George	Wales	2.9
Lina Queyroi	France	2.9
Lisa Thompson	Scotland	2.9

### Top 10 Longest Goal Kicks (m)

Player	Team	Distance
Lina Queyroi	France	40.2
Dannah O'Brien	Ireland	39.6
Helen Nelson	Scotland	35.9
Helen Nelson	Scotland	33.7
Helen Nelson	Scotland	33.2
Nicole Fowley	Ireland	32.4
Dannah O'Brien	Ireland	31.8
Holly Aitchison	England	31.3
Beatrice Rigoni	Italy	28.9
Morgane Bourge...	France	27.0

## LINEOUTS

### Average Lineout Throw Speed (km/h)

Player	Team	Avg.
Pauline Bourdon Sa...	France	35.0
Lark Atkin-Davies	England	34.8
Connie Powell	England	32.7
Kelsey Jones	Wales	32.4
Agathe Sochat	France	31.7
Clíodhna Moloney	Ireland	31.5
Elisa Riffonneau	France	31.5
Neve Jones	Ireland	31.2
Carys Phillips	Wales	30.7
Lana Skeldon	Scotland	29.7

### Average Lineout Throw Distance (m)

Player	Team	Avg.
Clíodhna Moloney	Ireland	11.1
Pauline Bourdon Sa...	France	10.1
Agathe Sochat	France	9.9
Kelsey Jones	Wales	9.6
Elisa Riffonneau	France	9.5
Vittoria Vecchini	Italy	9.0
Laura Gurioli	Italy	8.8
Elis Martin	Scotland	8.7
Lark Atkin-Davies	England	8.6
Silvia Turani	Italy	8.3

### Average Lineout Throw Spin Rate (rpm)












Player	Team	Avg.
Pauline Bourdon Sansus	France	359
Neve Jones	Ireland	340
Carys Phillips	Wales	337
Vittoria Vecchini	Italy	337
Kelsey Jones	Wales	330
Silvia Turani	Italy	326
Connie Powell	England	318
Agathe Sochat	France	310
Lark Atkin-Davies	England	306
Maud Muir	England	302

### Average Lineout Throw Spiral Efficiency (%)

Player	Team	Avg.
Agathe Sochat	France	96.0
Kelsey Jones	Wales	95.9
Clíodhna Moloney	Ireland	95.8
Vittoria Vecchini	Italy	95.4
Silvia Turani	Italy	95.4
Pauline Bourdon S...	France	95.3
Lana Skeldon	Scotland	94.9
Elis Martin	Scotland	94.7
Neve Jones	Ireland	94.3
Amy Cokayne	England	93.9

## SCRUM HALVES

### Player Comparison

Team Logo	Name	Kicks In-Play Count	Box Kick Count	Box Kicks Contested	Box Kicks Retained	Box Kicks Avg. Distance (m)	Box Kicks Avg. Hangtime (s)	Avg. Pass Distance (m)	Avg. Pass Speed (km/h)
	Alexandra Chambon	1						6.7	34.1
	Aoibheann Reilly							6.4	32.8
	Caity Mattinson	15	12			26.5	2.8	6.5	33.1
	Keira Bevan	5	4			21.4	3.3	6.3	32.8
	Lucy Packer	6	4	1	1	26.6	3.4	6.2	31.8
	Mairi McDonald	5	4	1	1	22.4	3.2	6.4	34.3
	Molly Scuffil-McCabe	2	1			27.9	3.2	6.2	30.8
	Natasha Hunt	17	9	1	1	22.9	3.0	6.6	34.5
	Pauline Bourdon Sansus	22	8			26.5	3.3	6.9	33.1
	Sian Jones	6	4			26.6	2.6	5.8	32.6
	Sofia Stefan	39	30	9	2	20.7	3.3	6.4	33.7

## FLY HALVES

### Player Comparison

Team Logo	Name	Kicks In-Play Count	Kicks Consteded	Kicks Retained	Avg. Kick Distance (m)	Avg. Pass Distance (m)	Avg. Pass Speed (km/h)
	.. Dannah O'Brien	53			32.0	5.7	29.6
	.. Helen Nelson	20			31.7	6.1	29.8
	.. Holly Aitchison	20	1	1	25.8	6.9	29.6
	.. Lina Queyroi	31	4	2	29.7	6.5	29.5
	.. Lleucu George	40	7	4	28.6	5.5	26.9
	.. Morgane Bourgeois	3			27.1	4.4	26.7
	.. Nicole Fowley	21	1		32.3	5.3	29.3
	.. Veronica Madia	11			29.1	6.6	31.1
	.. Zoe Harrison	10			37.0	7.1	35.7



GUINNESS

W6N

SPORTABLE®

Sage