



PREVIEW REPORT



**WALES vs FRANCE
GUINNESS WOMEN'S SIX NATIONS 2024
ROUND 4**



WALES vs FRANCE

2024 GUINNESS WOMEN'S SIX NATIONS



OPTA FACTS

- France have won 14 of their last 15 Guinness Women's Six Nations matches against Wales (L1) including each of their last seven by margins of 20+ points, however, all three of France's previous Championship losses against Wales have come away from home.
- Wales have lost their first three matches of this year's Guinness Women's Six Nations but have not lost their first four matches of a campaign since 2020 – Wales have won just one of their last nine Round 4 fixtures in the Championship (L8).
- Wales have won just one of their last five home matches in the Guinness Women's Six Nations (L4), however, two of their losses during that period have come by margins of just two points, including their most recent (18-20 v Scotland).
- France have lost just three of their last 19 Guinness Women's Six Nations matches (W15 D1), with their only losses during that period all having come against England – France are unbeaten across their last seven Round 4 matches in the Championship (W6 D1).
- France have won five of their last six Guinness Women's Six Nations away matches (L1), with all five of those wins having come by double-digit margins - France also restricted their opponents to just eight points or fewer on four occasions during that run.
- France have made the most kicks in play of any side in this year's Guinness Women's Six Nations (73), while Wales have made the fewest (52) – France have also retained possession from a greater share of their kicks than any other nation (11%).
- France are the only side to have maintained a 100% success rate from their own scrums in the 2024 Guinness Women's Six Nations (15/15), while only Scotland (86%) have a lower scrum success rate than Wales (89%) in this year's Championship.
- Wales have committed 2+ opposition tacklers from a greater share of their carries than any other side in the 2024 Guinness Women's Six Nations (65%), while only England (69%) have crossed the gainline from a higher percentage of their carries than France (67%) in this year's Championship.
- Wales' Alex Callender is the only player to have completed 50+ tackles in the 2024 Guinness Women's Six Nations (56) and also ranks third for both carries (38, level with Aoife Wafer) and defensive rucks hit (27).
- France trio Assia Khalfaoui (7), Romane Menager (5) and Charlotte Escudero (5) have made more offloads than any other player in this year's Guinness Women's Six Nations – Khalfaoui is also one of three players to have directly assisted a try via an offload this year (also Sadia Kabeya and Emma Stevanin).



WALES MATCH SQUAD DETAILS

2024 GUINNESS WOMEN'S SIX NATIONS



| # | Player | Date of Birth | Age | Height | Weight |
|----|--------------------|---------------|-----|--------|--------|
| 15 | Kayleigh Powell | 18/02/1999 | 25 | 157 | 69 |
| 14 | Catherine Richards | 21/10/2000 | 23 | 167 | 61 |
| 13 | Hannah Jones | 14/11/1996 | 27 | 172 | 67 |
| 12 | Carys Cox | 05/11/1998 | 25 | 170 | 78 |
| 11 | Courtney Keight | 27/12/1997 | 26 | 170 | 80 |
| 10 | Lleucu George | 12/01/2000 | 24 | 163 | 85 |
| 9 | Sian Jones | 12/03/2004 | 20 | 152 | 63 |
| 1 | Gwenllian Pyns | 28/11/1997 | 26 | 170 | 101 |
| 2 | Carys Phillips | 12/11/1992 | 31 | 168 | 97 |
| 3 | Sisilia Tuipulotu | 14/08/2003 | 20 | 175 | 113 |
| 4 | Natalia John | 15/02/1996 | 28 | 174 | 90 |
| 5 | Abbie Fleming | 31/03/1996 | 28 | 173 | 85 |
| 6 | Alisha Butchers | 14/06/1997 | 26 | 165 | 73 |
| 7 | Alex Callender | 29/07/2000 | 23 | 163 | 73 |
| 8 | Georgia Evans | 29/01/1997 | 27 | 168 | 77 |
| 16 | Molly Reardon | 29/03/2003 | 21 | 163 | 84 |
| 17 | Abbey Constable | 18/06/1991 | 32 | 166 | 100 |
| 18 | Donna Rose | 05/06/1991 | 32 | 185 | 120 |
| 19 | Kate Williams | 05/04/2000 | 24 | 170 | 83 |
| 20 | Gwennan Hopkins | 14/11/2004 | 19 | 168 | 80 |
| 21 | Keira Bevan | 28/04/1997 | 26 | 155 | 57 |
| 22 | Mollie Wilkinson | 24/10/2003 | 20 | 170 | 66 |
| 23 | Jasmine Joyce | 09/10/1995 | 28 | 165 | 61 |



FRANCE MATCH SQUAD DETAILS

2024 GUINNESS WOMEN'S SIX NATIONS



| # | Player | Date of Birth | Age | Height | Weight |
|----|------------------------|---------------|-----|--------|--------|
| 15 | Emilie Boulard | 23/08/1999 | 24 | 175 | |
| 14 | Joanna Grisez | 05/10/1996 | 27 | 165 | 56 |
| 13 | Chloe Jacquet | 17/04/2002 | 22 | 166 | 58 |
| 12 | Gabrielle Vernier | 02/06/1997 | 26 | 165 | 64 |
| 11 | Anne-Cecile Ciofani | 14/12/1993 | 30 | 180 | 72 |
| 10 | Lina Queyroi | 18/05/2001 | 22 | 169 | 60 |
| 9 | Pauline Bourdon Sansus | 04/11/1995 | 28 | 165 | 55 |
| 1 | Annaelle Deshayes | 16/03/1996 | 28 | 175 | 94 |
| 2 | Agathe Sochat | 21/05/1995 | 28 | 160 | 67 |
| 3 | Assia Khalfaoui | 24/03/2001 | 23 | 168 | 98 |
| 4 | Manae Feleu | 03/02/2000 | 24 | 179 | 81 |
| 5 | Charlotte Escudero | 26/12/2000 | 23 | 178 | 84 |
| 6 | Romane Menager | 26/07/1996 | 27 | 178 | 77 |
| 7 | Emeline Gros | 19/08/1995 | 28 | 168 | 71 |
| 8 | Teani Feleu | 19/12/2002 | 21 | | |
| 16 | Elisa Riffonneau | 26/11/2003 | 20 | | |
| 17 | Ambre Mwayembe | 01/03/2004 | 20 | 173 | 96 |
| 18 | Clara Joyeux | 10/01/1998 | 26 | 173 | 89 |
| 19 | Madoussou Fall | 17/03/1998 | 26 | 170 | 98 |
| 20 | Gaelle Hermet | 12/06/1996 | 27 | 172 | 73 |
| 21 | Alexandra Chambon | 02/08/2000 | 23 | 160 | 52 |
| 22 | Lina Tuy | 10/09/2004 | 19 | | |
| 23 | Morgane Bourgeois | 06/02/2003 | 21 | 172 | 64 |



WALES SQUAD DETAILS



| Player | 6N Caps | Age | Height | Weight |
|--------------------|---------|-----|--------|--------|
| Abbey Constable | 3 | 32 | 166 | 100 |
| Abbie Fleming | 9 | 28 | 173 | 85 |
| Alex Callender | 20 | 23 | 163 | 73 |
| Alisha Butchers | 32 | 26 | 165 | 73 |
| Amelia Tutt | 1 | 20 | 170 | 83 |
| Bethan Lewis | 27 | 25 | 168 | 76 |
| Bryonie King | 3 | 20 | 175 | 78 |
| Carys Cox | 3 | 25 | 170 | 78 |
| Carys Phillips | 47 | 31 | 168 | 97 |
| Catherine Richards | 0 | 23 | 167 | 61 |
| Courtney Keight | 10 | 26 | 170 | 80 |
| Donna Rose | 11 | 32 | 185 | 120 |
| Georgia Evans | 15 | 27 | 168 | 77 |
| Gwen Crabb | 17 | 24 | 171 | 88 |
| Gwenllian Prys | 22 | 26 | 170 | 101 |
| Gwennan Hopkins | 1 | 19 | 168 | 80 |
| Hannah Bluck | 8 | 27 | 168 | 81 |
| Hannah Jones | 36 | 27 | 172 | 67 |
| Jasmine Joyce | 20 | 28 | 165 | 61 |
| Jenni Scoble | 0 | 31 | 163 | 84 |
| Jenny Hesketh | 3 | 22 | 165 | 65 |
| Kate Williams | 7 | 24 | 170 | 83 |
| Kayleigh Powell | 10 | 25 | 155 | 67 |
| Keira Bevan | 38 | 26 | 155 | 57 |
| Kelsey Jones | 24 | 26 | 165 | 88 |
| Kerin Lake | 38 | 33 | 163 | 79 |
| Lisa Neumann | 26 | 30 | 174 | 73 |
| Lleucu George | 11 | 24 | 163 | 85 |
| Megan Davies | 3 | 22 | 157 | 66 |
| Mollie Wilkinson | 0 | 20 | 170 | 66 |
| Molly Reardon | 2 | 21 | 163 | 84 |
| Natalia John | 24 | 28 | 174 | 90 |
| Nel Metcalfe | 1 | 19 | 168 | 65 |
| Niamh Terry | 4 | 23 | 165 | 70 |
| Shona Wakley | 33 | 32 | 173 | 88 |
| Sian Jones | 3 | 20 | 152 | 63 |
| Sisilia Tuipulotu | 10 | 20 | 175 | 113 |



FRANCE SQUAD DETAILS



| Player | 6N Caps | Age | Height | Weight |
|------------------------|---------|-----|--------|--------|
| Agathe Sochat | 27 | 28 | 160 | 67 |
| Alexandra Chambon | 13 | 23 | 160 | 52 |
| Ambre Mwayembe | 6 | 20 | 173 | 96 |
| Annaelle Deshayes | 17 | 28 | 175 | 94 |
| Assia Khalfaoui | 12 | 23 | 168 | 98 |
| Axelle Berthoumieu | 9 | 23 | 171 | 75 |
| Charlotte Escudero | 8 | 23 | 178 | 84 |
| Chloe Vauclin | 0 | 19 | | |
| Clara Joyeux | 21 | 26 | 173 | 89 |
| Coco Lindelauf | 7 | 23 | 172 | |
| Cyrielle Banet | 16 | 29 | 170 | 60 |
| Elisa Riffonneau | 5 | 20 | | |
| Emeline Gros | 15 | 28 | 168 | 71 |
| Emilie Boulard | 15 | 24 | 175 | |
| Gabrielle Vernier | 24 | 26 | 165 | 64 |
| Gaelle Hermet | 32 | 27 | 172 | 73 |
| Kelly Arbey | 2 | 18 | 175 | 72 |
| Kiara Zago | 1 | 18 | 184 | 82 |
| Lea Champon | 0 | 21 | 170 | 78 |
| Lilou Graciet | 0 | 20 | 166 | 60 |
| Lina Queyroi | 3 | 22 | 169 | 60 |
| Lina Tuy | 2 | 19 | | |
| Madoussou Fall | 13 | 26 | 170 | 98 |
| Manae Feleu | 8 | 24 | 179 | 81 |
| Manon Bigot | 2 | 34 | 170 | |
| Marine Menager | 28 | 27 | 178 | 77 |
| Melissande Llorens | 6 | 21 | 173 | |
| Morgane Bourgeois | 4 | 21 | 172 | 64 |
| Nassira Konde | 5 | 24 | 173 | 67 |
| Oceane Bordes | 0 | 21 | 156 | 57 |
| Pauline Bourdon Sansus | 25 | 28 | 165 | 55 |
| Romane Menager | 33 | 27 | 178 | 77 |
| Suliana Sivi | 0 | 18 | 169 | 67 |
| Teani Feleu | 1 | 21 | | |



LAST MATCH - WALES

Women's Six Nations v
Ireland (13/04/2024)
36-5 (L)

| # | Player | Minutes | Points | Tries | Ball Carries | Kicks | Tackles | Cards |
|----|-------------------|---------|--------|-------|--------------|-------|---------|-------|
| 15 | Jenny Hesketh | 80 | 0 | 0 | 10 | 2 | 6 | 0 |
| 14 | Jasmine Joyce | 80 | 0 | 0 | 8 | 2 | 14 | 0 |
| 13 | Hannah Jones | 80 | 0 | 0 | 3 | 0 | 15 | 0 |
| 12 | Kerin Lake | 33 | 0 | 0 | 2 | 0 | 9 | 0 |
| 11 | Carys Cox | 80 | 0 | 0 | 6 | 0 | 10 | 0 |
| 10 | Lleucu George | 61 | 0 | 0 | 3 | 15 | 8 | 0 |
| 9 | Keira Bevan | 52 | 0 | 0 | 3 | 1 | 12 | 0 |
| 1 | Gwenllïan Pyrs | 58 | 0 | 0 | 6 | 0 | 16 | 0 |
| 2 | Carys Phillips | 52 | 0 | 0 | 6 | 0 | 19 | 0 |
| 3 | Sisilia Tuipulotu | 58 | 0 | 0 | 2 | 0 | 19 | 0 |
| 4 | Abbie Fleming | 61 | 0 | 0 | 3 | 0 | 20 | 0 |
| 5 | Georgia Evans | 80 | 0 | 0 | 4 | 0 | 27 | 0 |
| 6 | Alisha Butchers | 80 | 0 | 0 | 6 | 0 | 26 | 0 |
| 7 | Alex Callender | 80 | 0 | 0 | 8 | 0 | 27 | 0 |
| 8 | Bethan Lewis | 29 | 0 | 0 | 1 | 0 | 6 | 0 |
| 16 | Molly Reardon | 28 | 0 | 0 | 0 | 0 | 7 | 0 |
| 17 | Abbey Constable | 22 | 0 | 0 | 4 | 0 | 2 | 0 |
| 18 | Donna Rose | 22 | 0 | 0 | 4 | 0 | 2 | 0 |
| 19 | Natalia John | 51 | 0 | 0 | 5 | 0 | 16 | 0 |
| 20 | Gwennan Hopkins | 19 | 5 | 1 | 4 | 0 | 2 | 0 |
| 21 | Sian Jones | 28 | 0 | 0 | 0 | 2 | 6 | 0 |
| 22 | Kayleigh Powell | 19 | 0 | 0 | 2 | 0 | 2 | 0 |
| 23 | Courtney Keight | 47 | 0 | 0 | 1 | 0 | 0 | 0 |



LAST MATCH - FRANCE

Women's Six Nations v Italy
 (14/04/2024)
38-15 (W)

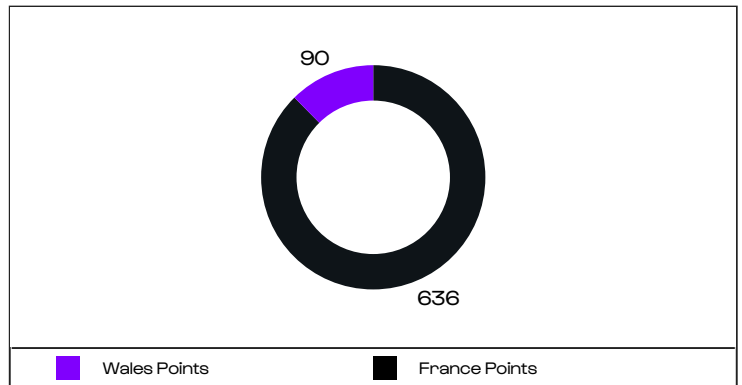
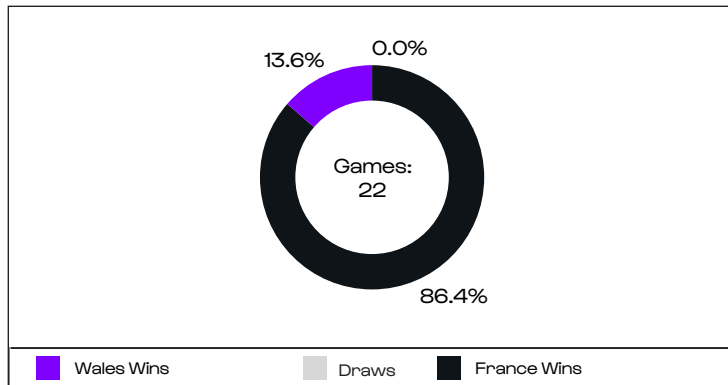
| # | Player | Minutes | Points | Tries | Ball Carries | Kicks | Tackles | Cards |
|----|------------------------|---------|--------|-------|--------------|-------|---------|-------|
| 15 | Emilie Boulard | 80 | 0 | 0 | 4 | 3 | 3 | 0 |
| 14 | Marine Menager | 54 | 0 | 0 | 5 | 0 | 3 | 0 |
| 13 | Nassira Konde | 80 | 5 | 1 | 6 | 0 | 9 | 0 |
| 12 | Gabrielle Vernier | 80 | 0 | 0 | 10 | 0 | 15 | 0 |
| 11 | Melissande Llorens | 69 | 5 | 1 | 7 | 0 | 2 | 0 |
| 10 | Lina Queyroi | 75 | 8 | 0 | 4 | 7 | 8 | 0 |
| 9 | Pauline Bourdon Sansus | 51 | 0 | 0 | 4 | 6 | 3 | 0 |
| 1 | Annaelle Deshayes | 51 | 5 | 1 | 4 | 0 | 7 | 0 |
| 2 | Agathe Sochat | 62 | 0 | 0 | 7 | 0 | 12 | 0 |
| 3 | Assia Khalfaoui | 62 | 5 | 1 | 14 | 0 | 12 | 0 |
| 4 | Manae Feleu | 80 | 0 | 0 | 9 | 0 | 11 | 0 |
| 5 | Madoussou Fall | 80 | 5 | 1 | 7 | 0 | 18 | 0 |
| 6 | Charlotte Escudero | 80 | 5 | 1 | 10 | 0 | 21 | 0 |
| 7 | Emeline Gros | 67 | 0 | 0 | 3 | 0 | 8 | 0 |
| 8 | Romane Menager | 56 | 0 | 0 | 3 | 0 | 10 | 0 |
| 16 | Elisa Riffonneau | 18 | 0 | 0 | 1 | 0 | 2 | 0 |
| 17 | Ambre Mwayembe | 29 | 0 | 0 | 7 | 0 | 11 | 0 |
| 18 | Clara Joyeux | 18 | 0 | 0 | 0 | 0 | 6 | 0 |
| 19 | Gaelle Hermet | 13 | 0 | 0 | 0 | 0 | 9 | 0 |
| 20 | Teani Feleu | 24 | 0 | 0 | 3 | 0 | 8 | 0 |
| 21 | Alexandra Chambon | 29 | 0 | 0 | 2 | 1 | 8 | 0 |
| 22 | Lina Tuy | 16 | 0 | 0 | 2 | 1 | 3 | 0 |
| 23 | Morgane Bourgeois | 26 | 0 | 0 | 3 | 1 | 2 | 0 |



HEAD TO HEAD

GUINNESS WOMEN'S SIX NATIONS

| | Games | Wales Wins | Draws | France Wins |
|-----------------|-------|------------|-------|-------------|
| Overall: | 22 | 3 | 0 | 19 |
| Wales at Home: | 10 | 3 | 0 | 7 |
| France at Home: | 12 | 0 | 0 | 12 |



GUINNESS WOMEN'S SIX NATIONS MEETINGS

| Year | Date | Home | Score | Away | Venue | Winner |
|------|------------|--------|-------|--------|-----------------------------|--------|
| 2023 | 23/04/2023 | France | 39-14 | Wales | Stade Des Alpes | France |
| 2022 | 23/04/2022 | France | 33-5 | Wales | Cardiff Arms Park | France |
| 2021 | 03/04/2021 | France | 53-0 | Wales | Stade de la Rabine, Vannes | France |
| 2020 | 23/02/2020 | Wales | 0-50 | France | Cardiff Arms Park | France |
| 2019 | 02/02/2019 | France | 52-3 | Wales | Stadium GGL, Montpellier | France |
| 2018 | 16/03/2018 | Wales | 3-38 | France | Parc Eirias, Colwyn Bay | France |
| 2017 | 18/03/2017 | France | 39-19 | Wales | Amedee Domenech, Brive | France |
| 2016 | 28/02/2016 | Wales | 10-8 | France | The Gnoll, Neath | Wales |
| 2015 | 27/02/2015 | France | 28-7 | Wales | Stade Sapiac, Montauban | France |
| 2014 | 23/02/2014 | Wales | 0-27 | France | Talbot Athletic Ground | France |
| 2013 | 08/02/2013 | France | 32-0 | Wales | Stadium Marcel Levindrey.. | France |
| 2012 | 18/03/2012 | Wales | 0-31 | France | Cross Keys | France |
| 2011 | 19/03/2011 | France | 15-0 | Wales | Bourgoin | France |
| 2010 | 28/02/2010 | Wales | 3-15 | France | Bridgend | France |
| 2009 | 28/02/2009 | France | 27-5 | Wales | Stade Sapiac, Montauban, .. | France |
| 2008 | 15/03/2008 | Wales | 3-0 | France | Cae Gwyn, Rhondda | Wales |
| 2007 | 24/02/2007 | France | 15-0 | Wales | Stade Guy Moquet a Dran.. | France |
| 2006 | 17/03/2006 | Wales | 11-10 | France | Sardis Rd, Pontypridd | Wales |
| 2005 | 25/02/2005 | France | 48-0 | Wales | Bondoufle, Paris | France |
| 2004 | 07/03/2004 | Wales | 0-22 | France | Arms Park, Cardiff | France |
| 2003 | 28/03/2003 | France | 34-7 | Wales | Paris | France |
| 2002 | 15/02/2002 | Wales | 0-20 | France | The Brewery Field, Bridge.. | France |



RESULTS

| WALES | | | | | | | | |
|------------|----------|---------------------|-----|--------|----|----|----|----|
| Date | Opponent | Comp | H/A | Result | F | A | TF | TA |
| 23/03/2024 | Scotland | Women's Six Nations | H | L | 18 | 20 | 2 | 2 |
| 30/03/2024 | England | Women's Six Nations | A | L | 10 | 46 | 1 | 8 |
| 13/04/2024 | Ireland | Women's Six Nations | A | L | 5 | 36 | 1 | 5 |
| Average | | | | | 11 | 34 | 1 | 5 |

| FRANCE | | | | | | | | |
|------------|----------|---------------------|-----|--------|----|----|----|----|
| Date | Opponent | Comp | H/A | Result | F | A | TF | TA |
| 23/03/2024 | Ireland | Women's Six Nations | H | W | 38 | 17 | 5 | 2 |
| 30/03/2024 | Scotland | Women's Six Nations | A | W | 15 | 5 | 2 | 1 |
| 14/04/2024 | Italy | Women's Six Nations | H | W | 38 | 15 | 6 | 2 |
| Average | | | | | 30 | 12 | 4 | 2 |



LAST MEETING - PLAYER STATISTICS

| FRANCE | | | | | | | | | | |
|--------|--------------------|----------------|-------|--------|--------------|------------------|---------|--------------------|---------------|--------------------|
| # | Player | Minutes Played | Tries | Points | Ball Carries | Defenders Beaten | Tackles | Successful Tackles | Turnovers Won | Penalties Conceded |
| 15 | Emilie Bouland | 60 | 0 | 0 | 5 | 1 | 1 | 0 | 0 | 0 |
| 14 | Cyrielle Banet | 80 | 0 | 0 | 8 | 5 | 1 | 0 | 0 | 0 |
| 13 | Marine Menager | 67 | 0 | 0 | 6 | 3 | 10 | 10 | 0 | 0 |
| 12 | Gabrielle Vernier | 80 | 0 | 0 | 8 | 1 | 9 | 9 | 2 | 0 |
| 11 | Melissande Llorens | 80 | 2 | 10 | 4 | 7 | 2 | 1 | 0 | 0 |
| 10 | Jessy Tremouliere | 80 | 0 | 9 | 16 | 2 | 4 | 3 | 0 | 0 |
| 9 | Alexandra Chambon | 76 | 0 | 0 | 8 | 3 | 4 | 4 | 0 | 0 |
| 1 | Yllana Brosseau | 67 | 0 | 0 | 2 | 0 | 18 | 17 | 0 | 1 |
| 2 | Agathe Sochat | 76 | 0 | 0 | 6 | 0 | 20 | 19 | 0 | 0 |
| 3 | Assia Khalfaoui | 53 | 0 | 0 | 4 | 1 | 16 | 15 | 0 | 1 |
| 4 | Maelle Picut | 80 | 0 | 0 | 4 | 1 | 11 | 11 | 0 | 1 |
| 5 | Audrey Forlani | 57 | 0 | 0 | 2 | 1 | 8 | 8 | 1 | 0 |
| 6 | Charlotte Escudero | 53 | 1 | 5 | 8 | 1 | 11 | 10 | 0 | 0 |
| 7 | Gaelle Hermet | 80 | 1 | 5 | 6 | 2 | 16 | 14 | 1 | 2 |
| 8 | Romane Menager | 80 | 1 | 5 | 9 | 1 | 15 | 13 | 0 | 1 |
| 16 | Elisa Riffonneau | 4 | 0 | 0 | 3 | 0 | 0 | 0 | 0 | 0 |
| 17 | Ambre Mwayembe | 13 | 0 | 0 | 2 | 1 | 0 | 0 | 0 | 0 |
| 18 | Rose Bernadou | 27 | 1 | 5 | 2 | 0 | 2 | 2 | 0 | 3 |
| 19 | Manae Feleu | 23 | 0 | 0 | 3 | 0 | 5 | 5 | 0 | 0 |
| 20 | Emeline Gros | 27 | 0 | 0 | 2 | 0 | 11 | 11 | 0 | 0 |
| 21 | Margaux Duces | 4 | 0 | 0 | 2 | 0 | 0 | 0 | 0 | 0 |
| 22 | Carla Arbez | 20 | 0 | 0 | 1 | 0 | 1 | 1 | 0 | 0 |
| 23 | Maelle Filopon | 13 | 0 | 0 | 0 | 0 | 0 | 0 | 0 | 0 |



LAST MEETING - PLAYER STATISTICS

| WALES | | | | | | | | | | |
|-------|-----------------------|----------------|-------|--------|--------------|------------------|---------|--------------------|---------------|--------------------|
| # | Player | Minutes Played | Tries | Points | Ball Carries | Defenders Beaten | Tackles | Successful Tackles | Turnovers Won | Penalties Conceded |
| 15 | Courtney Keight | 80 | 0 | 0 | 6 | 2 | 2 | 0 | 0 | 0 |
| 14 | Lisa Neumann | 80 | 0 | 0 | 3 | 1 | 8 | 4 | 0 | 0 |
| 13 | Hannah Jones | 80 | 0 | 0 | 7 | 0 | 9 | 7 | 0 | 0 |
| 12 | Lleucu George | 80 | 0 | 0 | 8 | 1 | 8 | 3 | 0 | 1 |
| 11 | Carys Williams-Morris | 76 | 0 | 0 | 4 | 1 | 6 | 3 | 0 | 1 |
| 10 | Elinor Snowsill | 76 | 0 | 4 | 6 | 2 | 11 | 8 | 0 | 1 |
| 9 | Ffion Lewis | 55 | 0 | 0 | 3 | 1 | 1 | 1 | 0 | 0 |
| 1 | Abbey Constable | 55 | 0 | 0 | 4 | 0 | 2 | 2 | 0 | 0 |
| 2 | Carys Phillips | 55 | 0 | 0 | 6 | 0 | 4 | 3 | 0 | 0 |
| 3 | Cerys Hale | 42 | 0 | 0 | 7 | 0 | 0 | 0 | 0 | 0 |
| 4 | Abbie Fleming | 80 | 0 | 0 | 6 | 0 | 8 | 5 | 0 | 1 |
| 5 | Georgia Evans | 80 | 1 | 5 | 18 | 0 | 13 | 13 | 0 | 1 |
| 6 | Bethan Lewis | 55 | 0 | 0 | 8 | 1 | 7 | 6 | 0 | 2 |
| 7 | Kate Williams | 80 | 0 | 0 | 5 | 0 | 13 | 11 | 0 | 1 |
| 8 | Sioned Harries | 69 | 0 | 0 | 13 | 1 | 8 | 7 | 0 | 5 |
| 16 | Kelsey Jones | 25 | 0 | 0 | 2 | 0 | 4 | 4 | 1 | 0 |
| 17 | Gwenllïan Pyrs | 25 | 1 | 5 | 4 | 0 | 2 | 2 | 0 | 0 |
| 18 | Sisilia Tuipulotu | 38 | 0 | 0 | 2 | 1 | 5 | 5 | 0 | 1 |
| 19 | Bryonie King | 1 | 0 | 0 | 0 | 0 | 1 | 1 | 0 | 0 |
| 20 | Alex Callender | 25 | 0 | 0 | 5 | 0 | 6 | 5 | 0 | 0 |
| 21 | Keira Bevan | 25 | 0 | 0 | 2 | 1 | 6 | 4 | 0 | 0 |
| 22 | Robyn Wilkins | 4 | 0 | 0 | 0 | 0 | 2 | 2 | 0 | 0 |
| 23 | Niamh Terry | 4 | 0 | 0 | 0 | 0 | 0 | 0 | 0 | 0 |



TEAM ANALYSIS

2024 GUINNESS WOMEN'S SIX NATIONS



TEAM ANALYSIS - MATCH AVERAGES

2024 GUINNESS WOMEN'S SIX NATIONS

| 5 | 11.0 | Points | 30.3 | 2 |
|---|-------|-----------------------|--------|---|
| 5 | 1.3 | Tries | 4.3 | 2 |
| 3 | 71.4% | Goal Kicking % | 75.0% | 2 |
| 5 | 105.0 | Carries | 129.0 | 2 |
| 5 | 525.3 | Carry Metres | 769.9 | 3 |
| 5 | 228.7 | Post Contact Metres | 315.0 | 3 |
| 4 | 8.0 | Opposition 22 Entries | 14.3 | 2 |
| 6 | 1.4 | Points / Opp 22 Entry | 2.0 | 4 |
| 5 | 2.7 | Line Breaks | 6.0 | 2 |
| 5 | 14.0 | Defenders Beaten | 21.3 | 3 |
| 6 | 2.0 | Offloads | 16.7 | 1 |
| 5 | 135.0 | Passes | 173.0 | 3 |
| 6 | 17.3 | Kicks From Hand | 24.3 | 1 |
| 1 | 194.0 | Tackles | 157.0 | 5 |
| 5 | 27.3 | Missed Tackles | 17.7 | 2 |
| 5 | 85.9% | Tackle % | 88.7% | 2 |
| 6 | 6.0 | Dominant Tackles | 8.3 | 5 |
| 3 | 9.7 | Pens Conceded | 8.7 | 2 |
| 1 | 0.0 | Yellow Cards | 0.0 | 1 |
| 1 | 0 | Red Cards (Total) | 0 | 1 |
| 3 | 6.7 | Turnovers Won | 8.3 | 1 |
| 2 | 13.0 | Turnovers Conceded | 16.3 | 6 |
| 4 | 68.3% | Lineout Success % | 75.0% | 2 |
| 5 | 89.5% | Scrum Success % | 100.0% | 1 |
| 3 | 96.4% | Ruck Success % | 96.4% | 2 |
| 5 | 46.6% | Gainline Forward % | 55.6% | 3 |

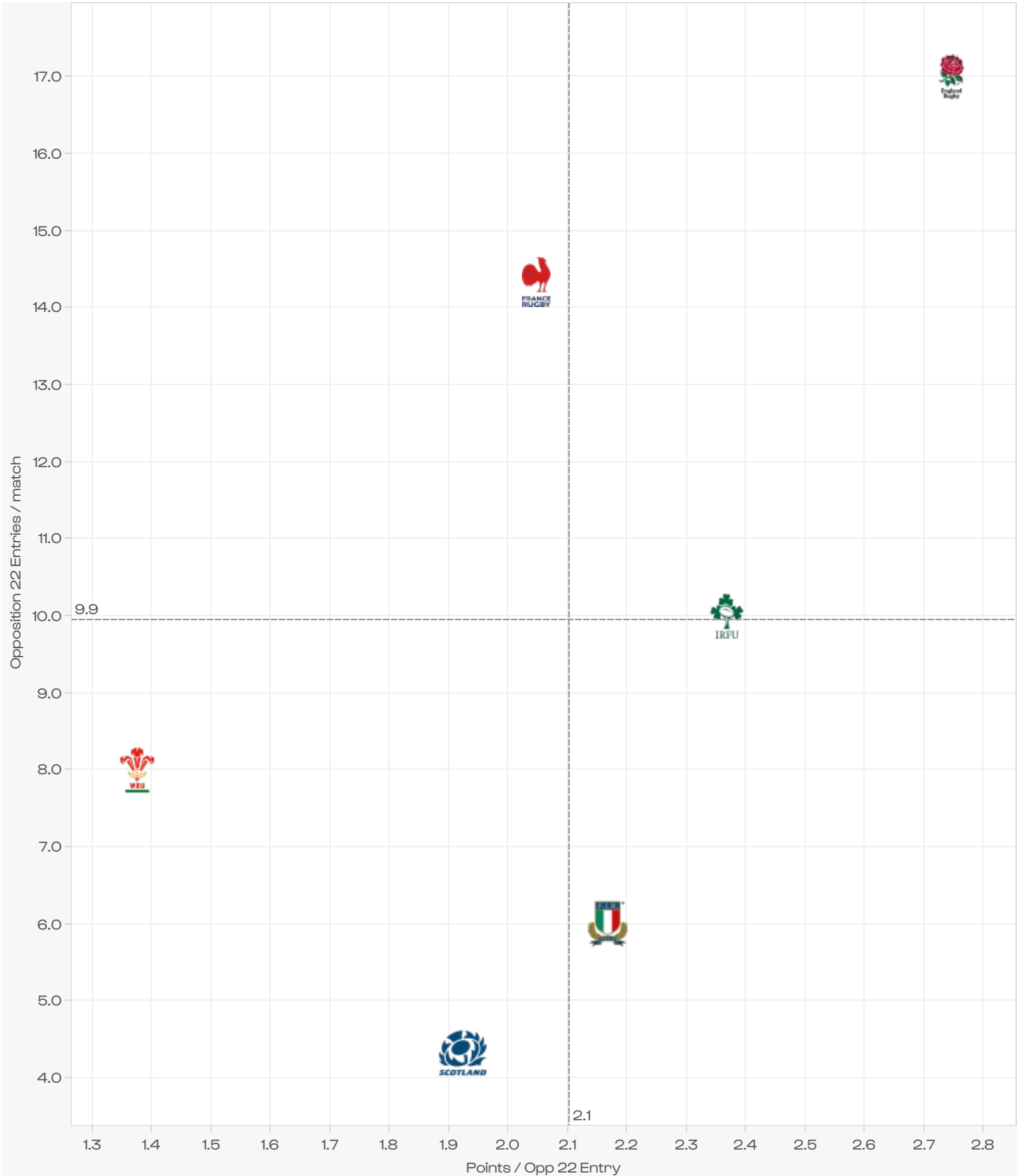
Ranking - Best to Worst

All stats are on a per match basis (unless stated otherwise)



TEAM ANALYSIS - OPPOSITION 22 ENTRIES

2024 GUINNESS WOMEN'S SIX NATIONS





TEAM ANALYSIS - POINTS AND TRIES

2024 GUINNESS WOMEN'S SIX NATIONS

POINTS PER PERIOD

| | SCORED | | | | | | | | | CONCEDED | | | | | | | | |
|--------------|------------|-----------|-----------|-----------|-----------|-----------|-----------|-----------|-----------|------------|-----------|-----------|-----------|-----------|-----------|-----------|-----------|-----------|
| | Total | 1'-10' | 11'-20' | 21'-30' | 31'-HT | HT-50' | 51'-60' | 61'-70' | 71'-80' | Total | 1'-10' | 11'-20' | 21'-30' | 31'-HT | HT-50' | 51'-60' | 61'-70' | 71'-80' |
| England | 140 | 10 | 12 | 7 | 22 | 27 | 26 | 17 | 19 | 10 | 3 | 0 | 0 | 0 | 0 | 7 | 0 | 0 |
| France | 91 | 14 | 3 | 7 | 22 | 14 | 5 | 12 | 14 | 37 | 0 | 3 | 3 | 5 | 0 | 7 | 0 | 19 |
| Ireland | 74 | 7 | 15 | 9 | 0 | 10 | 5 | 7 | 21 | 70 | 7 | 0 | 5 | 20 | 7 | 7 | 17 | 7 |
| Italy | 42 | 0 | 0 | 8 | 10 | 0 | 14 | 5 | 5 | 107 | 14 | 0 | 7 | 22 | 17 | 9 | 19 | 19 |
| Scotland | 25 | 7 | 3 | 0 | 5 | 7 | 0 | 0 | 3 | 79 | 8 | 8 | 0 | 10 | 7 | 22 | 5 | 19 |
| Wales | 33 | 6 | 0 | 0 | 3 | 0 | 14 | 5 | 5 | 102 | 12 | 22 | 16 | 5 | 27 | 12 | 5 | 3 |
| Total | 405 | 44 | 33 | 31 | 62 | 58 | 64 | 46 | 67 | 405 | 44 | 33 | 31 | 62 | 58 | 64 | 46 | 67 |

| | SCORED | | | | | | | | | CONCEDED | | | | | | | | |
|--------------|--------|--------------|-------------|-------------|--------------|--------------|--------------|--------------|--------------|----------|--------------|-------------|-------------|--------------|--------------|--------------|--------------|--------------|
| | Total | 1'-10' | 11'-20' | 21'-30' | 31'-HT | HT-50' | 51'-60' | 61'-70' | 71'-80' | Total | 1'-10' | 11'-20' | 21'-30' | 31'-HT | HT-50' | 51'-60' | 61'-70' | 71'-80' |
| England | | 7.1% | 8.6% | 5.0% | 15.7% | 19.3% | 18.6% | 12.1% | 13.6% | | 30.0% | 0.0% | 0.0% | 0.0% | 0.0% | 70.0% | 0.0% | 0.0% |
| France | | 15.4% | 3.3% | 7.7% | 24.2% | 15.4% | 5.5% | 13.2% | 15.4% | | 0.0% | 8.1% | 8.1% | 13.5% | 0.0% | 18.9% | 0.0% | 51.4% |
| Ireland | | 9.5% | 20.3% | 12.2% | 0.0% | 13.5% | 6.8% | 9.5% | 28.4% | | 10.0% | 0.0% | 7.1% | 28.6% | 10.0% | 10.0% | 24.3% | 10.0% |
| Italy | | 0.0% | 0.0% | 19.0% | 23.8% | 0.0% | 33.3% | 11.9% | 11.9% | | 13.1% | 0.0% | 6.5% | 20.6% | 15.9% | 8.4% | 17.8% | 17.8% |
| Scotland | | 28.0% | 12.0% | 0.0% | 20.0% | 28.0% | 0.0% | 0.0% | 12.0% | | 10.1% | 10.1% | 0.0% | 12.7% | 8.9% | 27.8% | 6.3% | 24.1% |
| Wales | | 18.2% | 0.0% | 0.0% | 9.1% | 0.0% | 42.4% | 15.2% | 15.2% | | 11.8% | 21.6% | 15.7% | 4.9% | 26.5% | 11.8% | 4.9% | 2.9% |
| Total | | 10.9% | 8.1% | 7.7% | 15.3% | 14.3% | 15.8% | 11.4% | 16.5% | | 10.9% | 8.1% | 7.7% | 15.3% | 14.3% | 15.8% | 11.4% | 16.5% |

TRIES PER PERIOD

| | SCORED | | | | | | | | | CONCEDED | | | | | | | | |
|--------------|-----------|----------|----------|----------|----------|----------|-----------|----------|-----------|-----------|----------|----------|----------|----------|----------|-----------|----------|-----------|
| | Total | 1'-10' | 11'-20' | 21'-30' | 31'-HT | HT-50' | 51'-60' | 61'-70' | 71'-80' | Total | 1'-10' | 11'-20' | 21'-30' | 31'-HT | HT-50' | 51'-60' | 61'-70' | 71'-80' |
| England | 24 | 2 | 2 | 1 | 4 | 5 | 4 | 3 | 3 | 1 | 0 | 0 | 0 | 0 | 0 | 1 | 0 | 0 |
| France | 13 | 2 | 0 | 1 | 3 | 2 | 1 | 2 | 2 | 5 | 0 | 0 | 0 | 1 | 0 | 1 | 0 | 3 |
| Ireland | 10 | 1 | 2 | 1 | 0 | 1 | 1 | 1 | 3 | 10 | 1 | 0 | 1 | 2 | 1 | 1 | 3 | 1 |
| Italy | 6 | 0 | 0 | 1 | 1 | 0 | 2 | 1 | 1 | 17 | 2 | 0 | 1 | 4 | 3 | 1 | 3 | 3 |
| Scotland | 3 | 1 | 0 | 0 | 1 | 1 | 0 | 0 | 0 | 12 | 1 | 1 | 0 | 1 | 1 | 4 | 1 | 3 |
| Wales | 4 | 0 | 0 | 0 | 0 | 0 | 2 | 1 | 1 | 15 | 2 | 3 | 2 | 1 | 4 | 2 | 1 | 0 |
| Total | 60 | 6 | 4 | 4 | 9 | 9 | 10 | 8 | 10 | 60 | 6 | 4 | 4 | 9 | 9 | 10 | 8 | 10 |

| | SCORED | | | | | | | | | CONCEDED | | | | | | | | |
|--------------|-------------|------------|-----------|-----------|------------|------------|------------|------------|------------|-------------|------------|-----------|-----------|------------|------------|------------|------------|------------|
| | Total | 1'-10' | 11'-20' | 21'-30' | 31'-HT | HT-50' | 51'-60' | 61'-70' | 71'-80' | Total | 1'-10' | 11'-20' | 21'-30' | 31'-HT | HT-50' | 51'-60' | 61'-70' | 71'-80' |
| England | | 8% | 8% | 4% | 17% | 21% | 17% | 13% | 13% | | 0% | 0% | 0% | 0% | 0% | 100% | 0% | 0% |
| France | | 15% | 0% | 8% | 23% | 15% | 8% | 15% | 15% | | 0% | 0% | 0% | 20% | 0% | 20% | 0% | 60% |
| Ireland | | 10% | 20% | 10% | 0% | 10% | 10% | 10% | 30% | | 10% | 0% | 10% | 20% | 10% | 10% | 30% | 10% |
| Italy | | 0% | 0% | 17% | 17% | 0% | 33% | 17% | 17% | | 12% | 0% | 6% | 24% | 18% | 6% | 18% | 18% |
| Scotland | | 33% | 0% | 0% | 33% | 33% | 0% | 0% | 0% | | 8% | 8% | 0% | 8% | 8% | 33% | 8% | 25% |
| Wales | | 0% | 0% | 0% | 0% | 0% | 50% | 25% | 25% | | 13% | 20% | 13% | 7% | 27% | 13% | 7% | 0% |
| Total | 100% | 10% | 7% | 7% | 15% | 15% | 17% | 13% | 17% | 100% | 10% | 7% | 7% | 15% | 15% | 17% | 13% | 17% |



TEAM ANALYSIS - POINTS AND TRIES

2024 GUINNESS WOMEN'S SIX NATIONS

TRIES PER PHASE

| | SCORED | | | | | CONCEDED | | | | |
|--------------|-----------|-----------|-----------|-----------|----------|-----------|-----------|-----------|-----------|----------|
| | Total | 1 | 2-3 | 4-6 | 7+ | Total | 1 | 2-3 | 4-6 | 7+ |
| England | 24 | 7 | 10 | 4 | 3 | 1 | 1 | 0 | 0 | 0 |
| France | 13 | 5 | 4 | 1 | 3 | 5 | 2 | 2 | 1 | 0 |
| Ireland | 10 | 6 | 1 | 3 | 0 | 10 | 5 | 1 | 3 | 1 |
| Italy | 6 | 2 | 2 | 2 | 0 | 17 | 9 | 5 | 1 | 2 |
| Scotland | 3 | 1 | 2 | 0 | 0 | 12 | 2 | 6 | 2 | 2 |
| Wales | 4 | 1 | 1 | 2 | 0 | 15 | 3 | 6 | 5 | 1 |
| Total | 60 | 22 | 20 | 12 | 6 | 60 | 22 | 20 | 12 | 6 |

| | SCORED | | | | | CONCEDED | | | | |
|--------------|---------------|--------------|--------------|--------------|--------------|---------------|--------------|--------------|--------------|--------------|
| | Total | 1 | 2-3 | 4-6 | 7+ | Total | 1 | 2-3 | 4-6 | 7+ |
| England | | 29.2% | 41.7% | 16.7% | 12.5% | | 100.0% | 0.0% | 0.0% | 0.0% |
| France | | 38.5% | 30.8% | 7.7% | 23.1% | | 40.0% | 40.0% | 20.0% | 0.0% |
| Ireland | | 60.0% | 10.0% | 30.0% | 0.0% | | 50.0% | 10.0% | 30.0% | 10.0% |
| Italy | | 33.3% | 33.3% | 33.3% | 0.0% | | 52.9% | 29.4% | 5.9% | 11.8% |
| Scotland | | 33.3% | 66.7% | 0.0% | 0.0% | | 16.7% | 50.0% | 16.7% | 16.7% |
| Wales | | 25.0% | 25.0% | 50.0% | 0.0% | | 20.0% | 40.0% | 33.3% | 6.7% |
| Total | 100.0% | 36.7% | 33.3% | 20.0% | 10.0% | 100.0% | 36.7% | 33.3% | 20.0% | 10.0% |

TRY ORIGIN

| | SCORED | | | | | | CONCEDED | | | | | |
|--------------|-----------|----------------|-----------|----------|-------------|-----------|-----------|----------------|-----------|----------|-------------|-----------|
| | Total | Counter Attack | Lineout | Scrum | Tap Penalty | Turnover | Total | Counter Attack | Lineout | Scrum | Tap Penalty | Turnover |
| England | 25 | 3 | 9 | 4 | 2 | 7 | 1 | 0 | 0 | 0 | 1 | 0 |
| France | 15 | 2 | 8 | 1 | 0 | 4 | 6 | 1 | 1 | 1 | 1 | 2 |
| Ireland | 11 | 1 | 3 | 1 | 1 | 5 | 10 | 0 | 8 | 0 | 0 | 2 |
| Italy | 7 | 1 | 3 | 1 | 0 | 2 | 19 | 3 | 9 | 2 | 0 | 5 |
| Scotland | 3 | 0 | 2 | 0 | 0 | 1 | 13 | 1 | 3 | 4 | 2 | 3 |
| Wales | 4 | 0 | 1 | 0 | 2 | 1 | 16 | 2 | 5 | 0 | 1 | 8 |
| Total | 65 | 7 | 26 | 7 | 5 | 20 | 65 | 7 | 26 | 7 | 5 | 20 |

| | SCORED | | | | | | CONCEDED | | | | | |
|--------------|---------------|----------------|--------------|--------------|-------------|--------------|---------------|----------------|--------------|--------------|-------------|--------------|
| | Total | Counter Attack | Lineout | Scrum | Tap Penalty | Turnover | Total | Counter Attack | Lineout | Scrum | Tap Penalty | Turnover |
| England | | 12.0% | 36.0% | 16.0% | 8.0% | 28.0% | | 0.0% | 0.0% | 0.0% | 100.0% | 0.0% |
| France | | 13.3% | 53.3% | 6.7% | 0.0% | 26.7% | | 16.7% | 16.7% | 16.7% | 16.7% | 33.3% |
| Ireland | | 9.1% | 27.3% | 9.1% | 9.1% | 45.5% | | 0.0% | 80.0% | 0.0% | 0.0% | 20.0% |
| Italy | | 14.3% | 42.9% | 14.3% | 0.0% | 28.6% | | 15.8% | 47.4% | 10.5% | 0.0% | 26.3% |
| Scotland | | 0.0% | 66.7% | 0.0% | 0.0% | 33.3% | | 7.7% | 23.1% | 30.8% | 15.4% | 23.1% |
| Wales | | 0.0% | 25.0% | 0.0% | 50.0% | 25.0% | | 12.5% | 31.3% | 0.0% | 6.3% | 50.0% |
| Total | 100.0% | 10.8% | 40.0% | 10.8% | 7.7% | 30.8% | 100.0% | 10.8% | 40.0% | 10.8% | 7.7% | 30.8% |



PLAYER STATS

2024 GUINNESS WOMEN'S SIX NATIONS



APPEARANCE DATA - WALES

2024 GUINNESS WOMEN'S SIX NATIONS

| Player | Starts | Sub Appearances | Minutes Played | Points | Tries |
|--------------------|--------|-----------------|----------------|--------|-------|
| Abbey Constable | 0 | 3 | 43 | 0 | 0 |
| Abbie Fleming | 3 | 0 | 221 | 0 | 0 |
| Alex Callender | 3 | 0 | 240 | 5 | 1 |
| Alisha Butchers | 2 | 1 | 181 | 0 | 0 |
| Bethan Lewis | 3 | 0 | 150 | 0 | 0 |
| Carys Cox | 2 | 1 | 186 | 0 | 0 |
| Carys Phillips | 2 | 1 | 138 | 0 | 0 |
| Courtney Keight | 0 | 2 | 64 | 0 | 0 |
| Donna Rose | 1 | 2 | 77 | 0 | 0 |
| Georgia Evans | 2 | 1 | 200 | 0 | 0 |
| Gwenllïan Prys | 3 | 0 | 197 | 0 | 0 |
| Gwennan Hopkins | 0 | 1 | 19 | 5 | 1 |
| Hannah Jones | 3 | 0 | 240 | 0 | 0 |
| Jasmine Joyce | 2 | 0 | 160 | 0 | 0 |
| Jenny Hesketh | 3 | 0 | 240 | 0 | 0 |
| Kate Williams | 1 | 1 | 71 | 0 | 0 |
| Kayleigh Powell | 0 | 3 | 29 | 0 | 0 |
| Keira Bevan | 2 | 1 | 158 | 13 | 1 |
| Kelsey Jones | 1 | 0 | 66 | 0 | 0 |
| Kerin Lake | 3 | 0 | 176 | 0 | 0 |
| Lisa Neumann | 1 | 0 | 80 | 0 | 0 |
| Lleucu George | 3 | 0 | 211 | 5 | 0 |
| Molly Reardon | 0 | 2 | 36 | 0 | 0 |
| Natalia John | 1 | 2 | 120 | 0 | 0 |
| Nel Metcalfe | 1 | 0 | 54 | 0 | 0 |
| Sian Jones | 1 | 2 | 82 | 0 | 0 |
| Sisilia Tuijuplotu | 2 | 1 | 164 | 5 | 1 |



APPEARANCE DATA - FRANCE

2024 GUINNESS WOMEN'S SIX NATIONS

| Player | Starts | Sub Appearance.. | Minutes Played | Points | Tries |
|------------------------|--------|------------------|----------------|--------|-------|
| Agathe Sochat | 3 | 0 | 197 | 5 | 1 |
| Alexandra Chambon | 0 | 3 | 68 | 0 | 0 |
| Ambre Mwayembe | 0 | 3 | 82 | 0 | 0 |
| Annaelle Deshayes | 3 | 0 | 158 | 5 | 1 |
| Assia Khalfaoui | 3 | 0 | 192 | 5 | 1 |
| Axelle Berthoumieu | 1 | 0 | 56 | 0 | 0 |
| Charlotte Escudero | 2 | 1 | 184 | 5 | 1 |
| Clara Joyeux | 0 | 3 | 48 | 0 | 0 |
| Elisa Riffonneau | 0 | 2 | 34 | 5 | 1 |
| Emeline Gros | 1 | 2 | 113 | 5 | 1 |
| Emilie Boulard | 3 | 0 | 240 | 0 | 0 |
| Gabrielle Vernier | 3 | 0 | 230 | 0 | 0 |
| Gaelle Hermet | 2 | 1 | 156 | 0 | 0 |
| Kelly Arbey | 2 | 0 | 160 | 5 | 1 |
| Kiara Zago | 0 | 1 | 13 | 0 | 0 |
| Lina Queyroi | 3 | 0 | 227 | 24 | 0 |
| Lina Tuy | 0 | 3 | 24 | 0 | 0 |
| Madoussou Fall | 3 | 0 | 211 | 10 | 2 |
| Manae Feleu | 3 | 0 | 227 | 0 | 0 |
| Manon Bigot | 0 | 1 | 9 | 0 | 0 |
| Marine Menager | 3 | 0 | 178 | 5 | 1 |
| Melissande Llorens | 1 | 0 | 69 | 5 | 1 |
| Morgane Bourgeois | 0 | 3 | 72 | 2 | 0 |
| Nassira Konde | 3 | 0 | 240 | 5 | 1 |
| Pauline Bourdon Sansus | 3 | 0 | 172 | 5 | 1 |
| Romane Menager | 3 | 0 | 216 | 0 | 0 |
| Teani Feleu | 0 | 1 | 24 | 0 | 0 |



APPEARANCE CHART - WALES

2024 GUINNESS WOMEN'S SIX NATIONS

| | 23/03/24 Scotland | 30/03/24 England | 13/04/24 Ireland |
|--------------|----------------------|---------------------|---------------------|
| K. Bevan | 9 | 21 | 9 |
| A. Butchers | 6 | 20 | 6 |
| A. Callender | 7 | 7 | 7 |
| A. Constable | 17 | 17 | 17 |
| C. Cox | 23 | 11 | 11 |
| G. Evans | 19 | 5 | 5 |
| A. Fleming | 5 | 4 | 4 |
| L. George | 10 | 10 | 10 |
| J. Hesketh | 15 | 15 | 15 |
| G. Hopkins | | | 20 |
| N. John | 4 | 19 | 19 |
| H. Jones | 13 | 13 | 13 |
| K. Jones | 2 | | |
| S. Jones | 21 | 9 | 21 |
| J. Joyce | 14 | | 14 |
| C. Keight | | 23 | 23 |
| K. Lake | 12 | 12 | 12 |
| B. Lewis | 8 | 8 | 8 |
| N. Metcalfe | 11 | | |
| L. Neumann | | 14 | |
| C. Phillips | 16 | 2 | 2 |
| K. Powell | 22 | 22 | 22 |
| G. Pyrs | 1 | 1 | 1 |
| M. Reardon | | 16 | 16 |
| D. Rose | 18 | 3 | 18 |
| S. Tuipulotu | 3 | 18 | 3 |
| K. Williams | 20 | 6 | |



APPEARANCE CHART - FRANCE

2024 GUINNESS WOMEN'S SIX NATIONS

| | Ireland 23/03/24 | Scotland 30/03/24 | Italy 14/04/24 |
|-------------------|---------------------|----------------------|-------------------|
| K. Arbey | 14 | 14 | |
| A. Berthoumieu | | 6 | |
| M. Bigot | | 16 | |
| E. Boulard | 15 | 15 | 15 |
| P. Bourdon Sansus | 9 | 9 | 9 |
| M. Bourgeois | 23 | 23 | 23 |
| A. Chambon | 21 | 21 | 21 |
| A. Deshayes | 1 | 1 | 1 |
| C. Escudero | 6 | 19 | 6 |
| M. Fall | 5 | 5 | 5 |
| M. Feleu | 4 | 4 | 4 |
| T. Feleu | | | 20 |
| E. Gros | 20 | 20 | 7 |
| G. Hermet | 7 | 7 | 19 |
| C. Joyeux | 18 | 18 | 18 |
| A. Khalfaoui | 3 | 3 | 3 |
| N. Konde | 13 | 13 | 13 |
| M. Llorens | | | 11 |
| R. Menager | 8 | 8 | 8 |
| M. Menager | 11 | 11 | 14 |
| A. Mwayembe | 17 | 17 | 17 |
| L. Queyroi | 10 | 10 | 10 |
| E. Riffonneau | 16 | | 16 |
| A. Sochat | 2 | 2 | 2 |
| L. Tuy | 22 | 22 | 22 |
| G. Vernier | 12 | 12 | 12 |
| K. Zago | 19 | | |



PLAYER DATA - WALES

2024 GUINNESS WOMEN'S SIX NATIONS

| | Games | Minutes Played | Tries | Ball Carries | Carry Metres | Line Breaks | Defenders Beaten | Passes | Offloads | Turnover Con | Successful Tackles | Missed Tackles | Dominant Tackles | Penalties Conceded | Kicks | Kicking Metres | Lineout Takes | Lineout Steals |
|--------------|-------|----------------|-------|--------------|--------------|-------------|------------------|--------|----------|--------------|--------------------|----------------|------------------|--------------------|-------|----------------|---------------|----------------|
| K. Bevan | 3 | 158 | 1 | 10 | 40 | 1 | 4 | 131 | 1 | 1 | 18 | 2 | 0 | 4 | 5 | 107 | 0 | 0 |
| A. Butchers | 3 | 181 | 0 | 14 | 46 | 1 | 2 | 12 | 2 | 3 | 35 | 7 | 3 | 1 | 0 | 0 | 4 | 1 |
| A. Callender | 3 | 240 | 1 | 38 | 146 | 0 | 2 | 9 | 0 | 4 | 56 | 3 | 0 | 3 | 1 | 32 | 2 | 0 |
| A. Constable | 3 | 43 | 0 | 6 | 27 | 0 | 0 | 3 | 0 | 1 | 2 | 0 | 0 | 0 | 0 | 0 | 0 | 0 |
| C. Cox | 3 | 186 | 0 | 13 | 132 | 2 | 5 | 2 | 0 | 1 | 18 | 0 | 0 | 0 | 0 | 0 | 0 | 0 |
| G. Evans | 3 | 200 | 0 | 23 | 94 | 0 | 1 | 5 | 1 | 1 | 42 | 5 | 1 | 0 | 0 | 0 | 6 | 0 |
| A. Fleming | 3 | 221 | 0 | 20 | 66 | 0 | 0 | 8 | 0 | 1 | 40 | 8 | 0 | 2 | 0 | 0 | 6 | 0 |
| L. George | 3 | 211 | 0 | 14 | 92 | 1 | 6 | 47 | 0 | 1 | 21 | 3 | 0 | 0 | 34 | ### | 0 | 0 |
| J. Hesketh | 3 | 240 | 0 | 22 | 188 | 0 | 4 | 10 | 0 | 2 | 14 | 7 | 0 | 0 | 3 | 65 | 0 | 0 |
| G. Hopkins | 1 | 19 | 1 | 4 | 47 | 1 | 4 | 4 | 0 | 0 | 2 | 0 | 0 | 0 | 0 | 0 | 0 | 0 |
| N. John | 3 | 120 | 0 | 14 | 61 | 1 | 1 | 1 | 0 | 2 | 23 | 3 | 2 | 1 | 0 | 0 | 0 | 0 |
| H. Jones | 3 | 240 | 0 | 10 | 64 | 0 | 1 | 17 | 0 | 2 | 29 | 6 | 1 | 1 | 0 | 0 | 0 | 0 |
| K. Jones | 1 | 66 | 0 | 4 | 9 | 0 | 0 | 3 | 0 | 1 | 9 | 0 | 0 | 0 | 0 | 0 | 0 | 1 |
| S. Jones | 3 | 82 | 0 | 3 | 2 | 0 | 0 | 90 | 0 | 5 | 8 | 2 | 0 | 2 | 4 | 69 | 0 | 0 |
| J. Joyce | 2 | 160 | 0 | 15 | 99 | 1 | 5 | 4 | 1 | 2 | 16 | 3 | 2 | 2 | 3 | 61 | 0 | 0 |
| C. Keight | 2 | 64 | 0 | 5 | 77 | 0 | 0 | 0 | 0 | 1 | 2 | 1 | 0 | 0 | 0 | 0 | 0 | 0 |
| K. Lake | 3 | 176 | 0 | 6 | 31 | 0 | 1 | 7 | 0 | 0 | 22 | 5 | 3 | 0 | 2 | 24 | 0 | 0 |
| B. Lewis | 3 | 150 | 0 | 17 | 48 | 0 | 1 | 8 | 0 | 2 | 26 | 4 | 0 | 1 | 0 | 0 | 9 | 0 |
| N. Metcalfe | 1 | 54 | 0 | 2 | 16 | 0 | 1 | 0 | 0 | 0 | 2 | 4 | 1 | 0 | 0 | 0 | 0 | 0 |
| L. Neumann | 1 | 80 | 0 | 2 | 22 | 0 | 0 | 3 | 0 | 1 | 11 | 0 | 0 | 0 | 0 | 0 | 0 | 0 |
| C. Phillips | 3 | 138 | 0 | 14 | 46 | 0 | 0 | 6 | 1 | 1 | 21 | 6 | 0 | 0 | 0 | 0 | 0 | 2 |
| K. Powell | 3 | 29 | 0 | 3 | 13 | 0 | 1 | 15 | 0 | 1 | 2 | 0 | 0 | 0 | 0 | 0 | 0 | 0 |
| G. Pys | 3 | 197 | 0 | 31 | 102 | 0 | 0 | 3 | 0 | 1 | 27 | 5 | 0 | 2 | 0 | 0 | 1 | 0 |
| M. Reardon | 2 | 36 | 0 | 0 | 0 | 0 | 0 | 6 | 0 | 2 | 6 | 0 | 0 | 0 | 0 | 0 | 0 | 0 |
| D. Rose | 3 | 77 | 0 | 9 | 39 | 0 | 2 | 4 | 0 | 0 | 11 | 1 | 1 | 4 | 0 | 0 | 0 | 0 |
| S. Tuipulotu | 3 | 164 | 1 | 12 | 61 | 0 | 1 | 7 | 0 | 1 | 24 | 5 | 4 | 5 | 0 | 0 | 0 | 1 |
| K. Williams | 2 | 71 | 0 | 4 | 8 | 0 | 0 | 1 | 0 | 2 | 13 | 2 | 0 | 0 | 0 | 0 | 0 | 0 |



PLAYER DATA - FRANCE

2024 GUINNESS WOMEN'S SIX NATIONS

| | Games | Minutes Played | Tries | Ball Carries | Carry Metres | Line Breaks | Defenders Beaten | Passes | Offloads | Turnover Con | Successful Tackles | Missed Tackles | Dominant Tackles | Penalties Conceded | Kicks | Kicking Metres | Lineout Takes | Lineout Steals |
|-------------------|-------|----------------|-------|--------------|--------------|-------------|------------------|--------|----------|--------------|--------------------|----------------|------------------|--------------------|-------|----------------|---------------|----------------|
| K. Arbey | 2 | 160 | 1 | 12 | 136 | 1 | 5 | 4 | 0 | 2 | 11 | 1 | 0 | 0 | 1 | 21 | 0 | 0 |
| A. Berthoumieu | 1 | 56 | 0 | 13 | 55 | 0 | 0 | 4 | 3 | 0 | 7 | 1 | 1 | 1 | 0 | 0 | 0 | 0 |
| M. Bigot | 1 | 9 | 0 | 1 | 1 | 0 | 0 | 0 | 0 | 0 | 2 | 0 | 1 | 0 | 0 | 0 | 0 | 0 |
| E. Boulard | 3 | 240 | 0 | 21 | 188 | 2 | 4 | 18 | 3 | 2 | 4 | 3 | 1 | 3 | 13 | 388 | 0 | 0 |
| P. Bourdon Sansus | 3 | 172 | 1 | 19 | 128 | 3 | 4 | 165 | 1 | 6 | 11 | 3 | 1 | 2 | 20 | 530 | 0 | 0 |
| M. Bourgeois | 3 | 72 | 0 | 11 | 80 | 0 | 2 | 11 | 2 | 1 | 0 | 2 | 0 | 0 | 3 | 65 | 0 | 0 |
| A. Chambon | 3 | 68 | 0 | 5 | 8 | 0 | 3 | 61 | 0 | 2 | 11 | 1 | 1 | 0 | 2 | 65 | 0 | 0 |
| A. Deshayes | 3 | 158 | 1 | 12 | 89 | 1 | 2 | 8 | 4 | 3 | 27 | 1 | 3 | 2 | 0 | 0 | 0 | 0 |
| C. Escudero | 3 | 184 | 1 | 26 | 146 | 1 | 3 | 16 | 5 | 1 | 37 | 1 | 0 | 3 | 0 | 0 | 3 | 0 |
| M. Fall | 3 | 211 | 2 | 22 | 90 | 0 | 1 | 10 | 4 | 0 | 41 | 2 | 0 | 0 | 0 | 0 | 0 | 0 |
| M. Feleu | 3 | 227 | 0 | 23 | 87 | 0 | 0 | 24 | 3 | 1 | 29 | 2 | 5 | 0 | 0 | 0 | 15 | 1 |
| T. Feleu | 1 | 24 | 0 | 3 | 34 | 0 | 1 | 4 | 0 | 0 | 7 | 1 | 0 | 0 | 0 | 0 | 0 | 0 |
| E. Gros | 3 | 113 | 1 | 6 | 38 | 1 | 2 | 3 | 0 | 2 | 9 | 1 | 0 | 1 | 0 | 0 | 2 | 3 |
| G. Hermet | 3 | 156 | 0 | 5 | 24 | 0 | 0 | 11 | 0 | 3 | 22 | 3 | 2 | 0 | 0 | 0 | 7 | 2 |
| C. Joyeux | 3 | 48 | 0 | 1 | 4 | 0 | 0 | 0 | 0 | 0 | 9 | 1 | 0 | 1 | 0 | 0 | 0 | 0 |
| A. Khalfaoui | 3 | 192 | 1 | 39 | 139 | 0 | 2 | 14 | 7 | 3 | 30 | 2 | 2 | 1 | 0 | 0 | 1 | 1 |
| N. Konde | 3 | 240 | 1 | 25 | 141 | 2 | 7 | 20 | 4 | 5 | 10 | 4 | 3 | 1 | 0 | 0 | 0 | 0 |
| M. Llorens | 1 | 69 | 1 | 7 | 50 | 0 | 3 | 2 | 1 | 0 | 2 | 0 | 0 | 0 | 0 | 0 | 0 | 0 |
| R. Menager | 3 | 216 | 0 | 36 | 282 | 2 | 12 | 20 | 5 | 2 | 31 | 2 | 0 | 2 | 0 | 0 | 5 | 0 |
| M. Menager | 3 | 178 | 1 | 16 | 189 | 3 | 7 | 11 | 3 | 1 | 11 | 1 | 1 | 1 | 0 | 0 | 0 | 0 |
| A. Mwayembe | 3 | 82 | 0 | 13 | 52 | 0 | 2 | 1 | 0 | 2 | 21 | 2 | 0 | 5 | 0 | 0 | 0 | 0 |
| L. Queyroi | 3 | 227 | 0 | 15 | 96 | 0 | 2 | 62 | 0 | 5 | 15 | 4 | 0 | 1 | 27 | 800 | 0 | 0 |
| E. Riffonneau | 2 | 34 | 1 | 2 | 7 | 0 | 0 | 1 | 0 | 1 | 5 | 2 | 0 | 0 | 0 | 0 | 0 | 0 |
| A. Sochat | 3 | 197 | 1 | 19 | 75 | 0 | 0 | 10 | 3 | 2 | 29 | 7 | 2 | 1 | 2 | 34 | 0 | 0 |
| L. Tuy | 3 | 24 | 0 | 3 | 7 | 0 | 0 | 9 | 0 | 1 | 4 | 0 | 0 | 0 | 1 | 48 | 0 | 0 |
| G. Vernier | 3 | 230 | 0 | 31 | 165 | 2 | 2 | 34 | 2 | 4 | 33 | 5 | 2 | 1 | 4 | 105 | 0 | 0 |
| K. Zago | 1 | 13 | 0 | 1 | 0 | 0 | 0 | 0 | 0 | 0 | 0 | 1 | 0 | 0 | 0 | 0 | 2 | 0 |



PLAYER RANKINGS

2024 WOMEN'S SIX NATIONS



PLAYER RANKINGS - POINTS

2024 GUINNESS WOMEN'S SIX NATIONS

POINTS

| | | | Games | Points | Minutes | Pens | Conv | Drop Goals | Tries |
|---|--------------|----------|-------|--------|---------|------|------|------------|-------|
| 1 | E. Kildunne | England | 3 | 30 | 240 | 0 | 0 | 0 | 6 |
| 2 | L. Queyroi | France | 3 | 24 | 227 | 2 | 9 | 0 | 0 |
| 3 | D. O'Brien | Ireland | 3 | 19 | 200 | 1 | 8 | 0 | 0 |
| 4 | K. Bevan | Wales | 3 | 13 | 158 | 2 | 1 | 0 | 1 |
| 5 | B. Rigoni | Italy | 3 | 12 | 227 | 2 | 3 | 0 | 0 |
| 5 | H. Aitchison | England | 3 | 12 | 189 | 0 | 6 | 0 | 0 |
| 7 | M. Packer | England | 3 | 10 | 138 | 0 | 0 | 0 | 2 |
| 7 | H. Nelson | Scotland | 3 | 10 | 240 | 2 | 2 | 0 | 0 |
| 7 | A. Dow | England | 3 | 10 | 240 | 0 | 0 | 0 | 2 |
| 7 | H. Botterman | England | 3 | 10 | 171 | 0 | 0 | 0 | 2 |
| 7 | J. Breach | England | 3 | 10 | 220 | 0 | 0 | 0 | 2 |
| 7 | M. Fall | France | 3 | 10 | 211 | 0 | 0 | 0 | 2 |
| 7 | N. Jones | Ireland | 3 | 10 | 212 | 0 | 0 | 0 | 2 |
| 7 | A. D'Inca | Italy | 3 | 10 | 240 | 0 | 0 | 0 | 2 |
| 7 | A. Wafer | Ireland | 3 | 10 | 230 | 0 | 0 | 0 | 2 |
| 7 | V. Vecchini | Italy | 2 | 10 | 141 | 0 | 0 | 0 | 2 |
| 7 | K. Corrigan | Ireland | 3 | 10 | 227 | 0 | 0 | 0 | 2 |

GOAL KICKING

| | | | Games | Minutes | Goals | Misses | Pens | Pens Missed | Conv | Conv Missed | Goal Kicking % |
|---|--------------|----------|-------|---------|-------|--------|------|-------------|------|-------------|----------------|
| 1 | L. Queyroi | France | 3 | 227 | 11 | 4 | 2 | 1 | 9 | 3 | 73.3% |
| 2 | D. O'Brien | Ireland | 3 | 200 | 9 | 1 | 1 | 0 | 8 | 1 | 90.0% |
| 3 | H. Aitchison | England | 3 | 189 | 6 | 9 | 0 | 0 | 6 | 9 | 40.0% |
| 4 | B. Rigoni | Italy | 3 | 227 | 5 | 2 | 2 | 0 | 3 | 2 | 71.4% |
| 5 | H. Nelson | Scotland | 3 | 240 | 4 | 2 | 2 | 1 | 2 | 1 | 66.7% |
| 5 | Z. Harrison | England | 3 | 91 | 4 | 3 | 0 | 0 | 4 | 3 | 57.1% |
| 7 | K. Bevan | Wales | 3 | 158 | 3 | 0 | 2 | 0 | 1 | 0 | 100.0% |
| 8 | L. George | Wales | 3 | 211 | 2 | 1 | 1 | 0 | 1 | 1 | 66.7% |
| 9 | N. Fowley | Ireland | 3 | 99 | 1 | 0 | 1 | 0 | 0 | 0 | 100.0% |
| 9 | M. Bourgeois | France | 3 | 72 | 1 | 0 | 0 | 0 | 1 | 0 | 100.0% |

■ WALES

■ FRANCE



PLAYER RANKINGS - TRIES

2024 GUINNESS WOMEN'S SIX NATIONS

TRY

| | | | Games | Minutes Played | Tries | Tries / 80 |
|---|--------------|---------|-------|----------------|-------|------------|
| 1 | E. Kildunne | England | 3 | 240 | 6 | 2.0 |
| 2 | M. Packer | England | 3 | 138 | 2 | 1.2 |
| 2 | A. Dow | England | 3 | 240 | 2 | 0.7 |
| 2 | H. Botterman | England | 3 | 171 | 2 | 0.9 |
| 2 | J. Breach | England | 3 | 220 | 2 | 0.7 |
| 2 | M. Fall | France | 3 | 211 | 2 | 0.8 |
| 2 | N. Jones | Ireland | 3 | 212 | 2 | 0.8 |
| 2 | A. D'Inca | Italy | 3 | 240 | 2 | 0.7 |
| 2 | A. Wafer | Ireland | 3 | 230 | 2 | 0.7 |
| 2 | V. Vecchini | Italy | 2 | 141 | 2 | 1.1 |
| 2 | K. Connigan | Ireland | 3 | 227 | 2 | 0.7 |

TRY ASSISTS

| | | | Games | Minutes Played | Try Assists | Try Assists / 80 |
|----|-------------------|----------|-------|----------------|-------------|------------------|
| 1 | N. Hunt | England | 3 | 156 | 3 | 1.5 |
| 2 | B. Rigoni | Italy | 3 | 227 | 2 | 0.7 |
| 2 | M. Jones | England | 3 | 170 | 2 | 0.9 |
| 2 | P. Bourdon Sansus | France | 3 | 172 | 2 | 0.9 |
| 2 | A. Dow | England | 3 | 240 | 2 | 0.7 |
| 2 | J. Breach | England | 3 | 220 | 2 | 0.7 |
| 2 | H. Aitchison | England | 3 | 189 | 2 | 0.8 |
| 2 | L. Packer | England | 3 | 84 | 2 | 1.9 |
| 2 | L. Queyroi | France | 3 | 227 | 2 | 0.7 |
| 10 | S. Stefan | Italy | 3 | 219 | 1 | 0.4 |
| 10 | G. Vernier | France | 3 | 230 | 1 | 0.3 |
| 10 | E. Breen | Ireland | 2 | 113 | 1 | 0.7 |
| 10 | A. Khalfoui | France | 3 | 192 | 1 | 0.4 |
| 10 | E. Boulard | France | 3 | 240 | 1 | 0.3 |
| 10 | S. Kabeya | England | 3 | 199 | 1 | 0.4 |
| 10 | C. Powell | England | 3 | 92 | 1 | 0.9 |
| 10 | M. Smith | Scotland | 3 | 168 | 1 | 0.5 |
| 10 | A. Wafer | Ireland | 3 | 230 | 1 | 0.3 |
| 10 | M. Scuffil-McCabe | Ireland | 3 | 64 | 1 | 1.3 |
| 10 | E. Stevanin | Italy | 3 | 225 | 1 | 0.4 |

■ WALES

■ FRANCE



PLAYER RANKINGS - CARRIES

2024 GUINNESS WOMEN'S SIX NATIONS

CARRIES

| | | | Games | Total |
|---|--------------|----------|-------|-------|
| 1 | S. Monaghan | Ireland | 2 | 44 |
| 2 | A. Khalfaoui | France | 3 | 39 |
| 3 | A. Callender | Wales | 3 | 38 |
| 3 | A. Wafer | Ireland | 3 | 38 |
| 5 | R. Menager | France | 3 | 36 |
| 5 | E. Kildunne | England | 3 | 36 |
| 7 | S. Tounesi | Italy | 3 | 35 |
| 7 | D. Wall | Ireland | 3 | 35 |
| 9 | B. Parsons | Ireland | 3 | 34 |
| 9 | E. Gallagher | Scotland | 3 | 34 |

| | | | Minutes | Per 80* |
|----|--------------|---------|---------|---------|
| 1 | S. Monaghan | Ireland | 129 | 27.3 |
| 2 | A. Khalfaoui | France | 192 | 16.3 |
| 3 | S. Tounesi | Italy | 187 | 15.0 |
| 4 | H. Botterman | England | 171 | 15.0 |
| 5 | D. Wall | Ireland | 202 | 13.9 |
| 6 | R. Menager | France | 216 | 13.3 |
| 6 | M. Muir | England | 138 | 13.3 |
| 8 | A. Wafer | Ireland | 230 | 13.2 |
| 9 | A. Mwayembe | France | 82 | 12.7 |
| 10 | A. Callender | Wales | 240 | 12.7 |

METRES

| | | | Games | Total |
|----|-------------------|---------|-------|-------|
| 1 | E. Kildunne | England | 3 | 441 |
| 2 | A. Wafer | Ireland | 3 | 304 |
| 3 | B. Parsons | Ireland | 3 | 296 |
| 4 | R. Menager | France | 3 | 282 |
| 5 | V. Ostuni Minuzzi | Italy | 3 | 256 |
| 6 | A. D'Inca | Italy | 3 | 255 |
| 7 | J. Breach | England | 3 | 220 |
| 8 | A. Dow | England | 3 | 217 |
| 9 | A. Muzzo | Italy | 3 | 210 |
| 10 | E. Higgins | Ireland | 3 | 207 |

| | | | Minutes | Per 80* |
|----|-------------------|---------|---------|---------|
| 1 | E. Kildunne | England | 240 | 147.0 |
| 2 | S. Monaghan | Ireland | 129 | 128.0 |
| 3 | C. Powell | England | 92 | 121.9 |
| 4 | A. Wafer | Ireland | 230 | 105.9 |
| 5 | R. Menager | France | 216 | 104.3 |
| 6 | B. Parsons | Ireland | 240 | 98.5 |
| 7 | V. Ostuni Minuzzi | Italy | 228 | 89.7 |
| 8 | M. Menager | France | 178 | 85.1 |
| 9 | A. D'Inca | Italy | 240 | 85.0 |
| 10 | M. Jones | England | 170 | 83.6 |

DEFENDERS BEATEN

| | | | Games | Total |
|---|-------------|---------|-------|-------|
| 1 | A. Wafer | Ireland | 3 | 17 |
| 2 | A. D'Inca | Italy | 3 | 15 |
| 3 | E. Higgins | Ireland | 3 | 14 |
| 4 | B. Parsons | Ireland | 3 | 13 |
| 5 | R. Menager | France | 3 | 12 |
| 5 | A. Matthews | England | 3 | 12 |
| 7 | M. Jones | England | 3 | 11 |
| 8 | E. Kildunne | England | 3 | 10 |
| 9 | A. Dow | England | 3 | 9 |
| 9 | A. Muzzo | Italy | 3 | 9 |

| | | | Minutes | Per 80* |
|----|-------------|----------|---------|---------|
| 1 | C. Powell | England | 92 | 7.0 |
| 2 | A. Matthews | England | 161 | 6.0 |
| 3 | A. Wafer | Ireland | 230 | 5.9 |
| 4 | M. Jones | England | 170 | 5.2 |
| 5 | A. D'Inca | Italy | 240 | 5.0 |
| 6 | E. Higgins | Ireland | 240 | 4.7 |
| 7 | R. Menager | France | 216 | 4.4 |
| 8 | B. Parsons | Ireland | 240 | 4.3 |
| 9 | T. Heard | England | 131 | 4.3 |
| 10 | C. Rollie | Scotland | 113 | 4.2 |

WALES

FRANCE

*Minimum 80 minutes played



PLAYER RANKINGS - PASSING

2024 GUINNESS WOMEN'S SIX NATIONS

PASSES

| | | | Games | Total |
|----|-------------------|----------|-------|-------|
| 1 | A. Reilly | Ireland | 3 | 260 |
| 2 | N. Hunt | England | 3 | 185 |
| 3 | S. Stefan | Italy | 3 | 182 |
| 4 | C. Mattinson | Scotland | 3 | 170 |
| 5 | P. Bourdon Sans.. | France | 3 | 165 |
| 6 | K. Bevan | Wales | 3 | 131 |
| 7 | S. Jones | Wales | 3 | 90 |
| 8 | H. Aitchison | England | 3 | 87 |
| 9 | M. Scuffil-McCabe | Ireland | 3 | 78 |
| 10 | L. Packer | England | 3 | 75 |

| | | | Minutes | Per 80* |
|----|-------------------|----------|---------|---------|
| 1 | A. Reilly | Ireland | 176 | 118.2 |
| 2 | N. Hunt | England | 156 | 94.9 |
| 3 | S. Jones | Wales | 82 | 87.8 |
| 4 | P. Bourdon Sans.. | France | 172 | 76.7 |
| 5 | L. Packer | England | 84 | 71.4 |
| 6 | C. Mattinson | Scotland | 198 | 68.7 |
| 7 | S. Stefan | Italy | 219 | 66.5 |
| 8 | K. Bevan | Wales | 158 | 66.3 |
| 9 | H. Aitchison | England | 189 | 36.8 |
| 10 | Z. Harrison | England | 91 | 32.5 |

PASSING ACCURACY**

| | | | Total | % |
|----|--------------|----------|-------|--------|
| 1 | Z. Aldcroft | England | 22 | 100.0% |
| 1 | M. McDonald | Scotland | 43 | 100.0% |
| 1 | F. Granzotto | Italy | 28 | 100.0% |
| 4 | S. Stefan | Italy | 182 | 99.5% |
| 5 | L. Packer | England | 75 | 98.7% |
| 6 | S. Jones | Wales | 90 | 97.8% |
| 7 | Z. Harrison | England | 37 | 97.3% |
| 8 | C. Mattinson | Scotland | 170 | 97.1% |
| 9 | A. Chambon | France | 61 | 96.7% |
| 10 | A. Reilly | Ireland | 260 | 96.5% |

| | | | Minutes | %* |
|----|-------------------|----------|---------|--------|
| 1 | Z. Aldcroft | England | 219 | 100.0% |
| 2 | S. Stefan | Italy | 219 | 99.5% |
| 3 | L. Packer | England | 84 | 98.7% |
| 4 | S. Jones | Wales | 82 | 97.8% |
| 5 | Z. Harrison | England | 91 | 97.3% |
| 6 | C. Mattinson | Scotland | 198 | 97.1% |
| 7 | A. Reilly | Ireland | 176 | 96.5% |
| 8 | L. Queyroi | France | 227 | 95.2% |
| 9 | N. Hunt | England | 156 | 94.6% |
| 10 | P. Bourdon Sans.. | France | 172 | 94.5% |

OFFLOADS

| | | | Games | Total |
|----|----------------|---------|-------|-------|
| 1 | A. Khalfaoui | France | 3 | 7 |
| 2 | R. Menager | France | 3 | 5 |
| 2 | C. Escudero | France | 3 | 5 |
| 4 | Z. Aldcroft | England | 3 | 4 |
| 4 | A. Deshayes | France | 3 | 4 |
| 4 | J. Breach | England | 3 | 4 |
| 4 | E. Higgins | Ireland | 3 | 4 |
| 4 | N. Konde | France | 3 | 4 |
| 4 | M. Fall | France | 3 | 4 |
| 10 | B. Rigoni | Italy | 3 | 3 |
| 10 | M. Menager | France | 3 | 3 |
| 10 | A. Sochat | France | 3 | 3 |
| 10 | E. Kildunne | England | 3 | 3 |
| 10 | T. Heard | England | 2 | 3 |
| 10 | B. Parsons | Ireland | 3 | 3 |
| 10 | A. Berthoumieu | France | 1 | 3 |
| 10 | D. Wall | Ireland | 3 | 3 |
| 10 | M. Feleu | France | 3 | 3 |
| 10 | E. Boulard | France | 3 | 3 |
| 10 | M. Muir | England | 3 | 3 |

| | | | Minutes | Per 80* |
|----|--------------|---------|---------|---------|
| 1 | A. Khalfaoui | France | 192 | 2.9 |
| 2 | C. Escudero | France | 184 | 2.2 |
| 3 | A. Deshayes | France | 158 | 2.0 |
| 4 | R. Menager | France | 216 | 1.9 |
| 5 | T. Heard | England | 131 | 1.8 |
| 6 | M. Muir | England | 138 | 1.7 |
| 7 | M. Fall | France | 211 | 1.5 |
| 8 | Z. Aldcroft | England | 219 | 1.5 |
| 9 | J. Breach | England | 220 | 1.5 |
| 10 | M. Menager | France | 178 | 1.3 |

■ WALES

■ FRANCE

*Minimum 80 minutes played **Minimum 20 Passes



PLAYER RANKINGS - KICKS

2024 GUINNESS WOMEN'S SIX NATIONS

KICKS IN PLAY

| | | | Games | Total |
|---|-------------------|----------|-------|-------|
| 1 | S. Stefan | Italy | 3 | 39 |
| 2 | D. O'Brien | Ireland | 3 | 36 |
| 3 | L. George | Wales | 3 | 34 |
| 4 | L. Queyroi | France | 3 | 27 |
| 5 | N. Fowley | Ireland | 3 | 24 |
| 6 | P. Bourdon Sans.. | France | 3 | 20 |
| 7 | H. Nelson | Scotland | 3 | 15 |
| 7 | H. Aitchison | England | 3 | 15 |
| 9 | E. Kildunne | England | 3 | 14 |
| 9 | Z. Harrison | England | 3 | 14 |

| | | | Minutes | Per 80* |
|----|-------------------|----------|---------|---------|
| 1 | N. Fowley | Ireland | 99 | 19.4 |
| 2 | D. O'Brien | Ireland | 200 | 14.4 |
| 3 | S. Stefan | Italy | 219 | 14.2 |
| 4 | L. George | Wales | 211 | 12.9 |
| 5 | Z. Harrison | England | 91 | 12.3 |
| 6 | L. Queyroi | France | 227 | 9.5 |
| 7 | P. Bourdon Sans.. | France | 172 | 9.3 |
| 8 | H. Aitchison | England | 189 | 6.3 |
| 9 | N. Hunt | England | 156 | 6.2 |
| 10 | H. Nelson | Scotland | 240 | 5.0 |

KICKING METRES

| | | | Games | Total |
|----|-------------------|----------|-------|-------|
| 1 | D. O'Brien | Ireland | 3 | 1,105 |
| 2 | L. George | Wales | 3 | 1,040 |
| 3 | N. Fowley | Ireland | 3 | 822 |
| 4 | L. Queyroi | France | 3 | 800 |
| 5 | S. Stefan | Italy | 3 | 716 |
| 6 | P. Bourdon Sans.. | France | 3 | 530 |
| 7 | H. Nelson | Scotland | 3 | 474 |
| 8 | Z. Harrison | England | 3 | 454 |
| 9 | E. Kildunne | England | 3 | 408 |
| 10 | E. Boulard | France | 3 | 388 |

| | | | Minutes | Per 80* |
|----|-------------------|----------|---------|---------|
| 1 | N. Fowley | Ireland | 99 | 663.9 |
| 2 | D. O'Brien | Ireland | 200 | 441.8 |
| 3 | Z. Harrison | England | 91 | 398.8 |
| 4 | L. George | Wales | 211 | 394.4 |
| 5 | L. Queyroi | France | 227 | 281.8 |
| 6 | S. Stefan | Italy | 219 | 261.7 |
| 7 | P. Bourdon Sans.. | France | 172 | 246.4 |
| 8 | N. Hunt | England | 156 | 182.7 |
| 9 | H. Nelson | Scotland | 240 | 158.1 |
| 10 | H. Aitchison | England | 189 | 152.4 |

METRES / KICKS IN PLAY**

| | | | Games | Avg* |
|----|----------------|----------|-------|------|
| 1 | Nicole Fowley | Ireland | 3 | 34.2 |
| 2 | Lisa Thomson | Scotland | 3 | 33.0 |
| 3 | Zoe Harrison | England | 3 | 32.4 |
| 4 | Helen Nelson | Scotland | 3 | 31.6 |
| 5 | Dannah O'Brien | Ireland | 3 | 30.7 |
| 6 | Lleucu George | Wales | 3 | 30.6 |
| 7 | Emilie Boulard | France | 3 | 29.8 |
| 8 | Natasha Hunt | England | 3 | 29.7 |
| 9 | Lina Queyroi | France | 3 | 29.6 |
| 10 | Ellie Kildunne | England | 3 | 29.2 |

■ WALES

■ FRANCE

*Minimum 80 minutes played **Minimum 2 Kicks / 80min



PLAYER RANKINGS - LINEOUTS

2024 GUINNESS WOMEN'S SIX NATIONS

LINEOUTS WON (INC. STEALS)

| | | | Games | Total |
|---|--------------|----------|-------|-------|
| 1 | M. Feleu | France | 3 | 16 |
| 2 | S. Monaghan | Ireland | 2 | 14 |
| 3 | Z. Aldcroft | England | 3 | 13 |
| 4 | V. Fedrighi | Italy | 3 | 11 |
| 4 | R. Galligan | England | 2 | 11 |
| 6 | I. Locatelli | Italy | 3 | 9 |
| 6 | G. Hermet | France | 3 | 9 |
| 6 | B. Lewis | Wales | 3 | 9 |
| 9 | R. Malcolm | Scotland | 3 | 8 |
| 9 | L. McMillan | Scotland | 3 | 8 |
| 9 | A. Ward | England | 3 | 8 |

| | | | Minutes | Per 80* |
|----|--------------|----------|---------|---------|
| 1 | S. Monaghan | Ireland | 129 | 8.7 |
| 2 | R. Galligan | England | 137 | 6.4 |
| 3 | M. Feleu | France | 227 | 5.6 |
| 4 | B. Lewis | Wales | 150 | 4.8 |
| 5 | Z. Aldcroft | England | 219 | 4.7 |
| 6 | G. Hermet | France | 156 | 4.6 |
| 7 | I. Locatelli | Italy | 170 | 4.2 |
| 8 | V. Fedrighi | Italy | 215 | 4.1 |
| 9 | H. O'Connor | Ireland | 80 | 4.0 |
| 10 | L. McMillan | Scotland | 171 | 3.7 |

LINEOUT STEALS

| | | | Games | Total |
|---|--------------|----------|-------|-------|
| 1 | Z. Aldcroft | England | 3 | 4 |
| 2 | L. McMillan | Scotland | 3 | 3 |
| 2 | I. Locatelli | Italy | 3 | 3 |
| 2 | V. Fedrighi | Italy | 3 | 3 |
| 2 | E. Gros | France | 3 | 3 |
| 6 | C. Phillips | Wales | 3 | 2 |
| 6 | G. Hermet | France | 3 | 2 |
| 6 | E. McMahon | Ireland | 2 | 2 |
| 6 | R. Galligan | England | 2 | 2 |
| 6 | M. Muir | England | 3 | 2 |

| | | | Minutes | Per 80* |
|----|--------------|----------|---------|---------|
| 1 | E. Gros | France | 113 | 2.1 |
| 2 | Z. Aldcroft | England | 219 | 1.5 |
| 3 | I. Locatelli | Italy | 170 | 1.4 |
| 4 | L. McMillan | Scotland | 171 | 1.4 |
| 5 | E. McMahon | Ireland | 117 | 1.4 |
| 6 | R. Galligan | England | 137 | 1.2 |
| 7 | C. Phillips | Wales | 138 | 1.2 |
| 7 | M. Muir | England | 138 | 1.2 |
| 9 | V. Fedrighi | Italy | 215 | 1.1 |
| 10 | G. Hermet | France | 156 | 1.0 |

OWN LINEOUTS WON

| | | | Games | Total |
|---|-------------|----------|-------|-------|
| 1 | M. Feleu | France | 3 | 15 |
| 2 | S. Monaghan | Ireland | 2 | 13 |
| 3 | Z. Aldcroft | England | 3 | 9 |
| 3 | B. Lewis | Wales | 3 | 9 |
| 3 | R. Galligan | England | 2 | 9 |
| 6 | R. Malcolm | Scotland | 3 | 8 |
| 6 | V. Fedrighi | Italy | 3 | 8 |
| 6 | A. Ward | England | 3 | 8 |
| 9 | E. Wassell | Scotland | 2 | 7 |
| 9 | G. Hermet | France | 3 | 7 |
| 9 | G. Duca | Italy | 3 | 7 |

| | | | Minutes | Per 80* |
|----|-------------|----------|---------|---------|
| 1 | S. Monaghan | Ireland | 129 | 8.1 |
| 2 | M. Feleu | France | 227 | 5.3 |
| 3 | R. Galligan | England | 137 | 5.3 |
| 4 | B. Lewis | Wales | 150 | 4.8 |
| 5 | H. O'Connor | Ireland | 80 | 4.0 |
| 6 | G. Hermet | France | 156 | 3.6 |
| 7 | A. Ward | England | 181 | 3.5 |
| 8 | E. Wassell | Scotland | 160 | 3.5 |
| 9 | G. Duca | Italy | 170 | 3.3 |
| 10 | Z. Aldcroft | England | 219 | 3.3 |

■ WALES

■ FRANCE

*Minimum 80 minutes played



PLAYER RANKINGS - TACKLES AND TURNOVERS

2024 GUINNESS WOMEN'S SIX NATIONS

SUCCESSFUL TACKLES

| | | | Games | Total |
|---|--------------|----------|-------|-------|
| 1 | A. Callender | Wales | 3 | 56 |
| 2 | A. Stewart | Scotland | 3 | 47 |
| 3 | Z. Aldcroft | England | 3 | 46 |
| 4 | R. Malcolm | Scotland | 3 | 43 |
| 4 | N. Jones | Ireland | 3 | 43 |
| 6 | G. Evans | Wales | 3 | 42 |
| 7 | S. Tounesi | Italy | 3 | 41 |
| 7 | M. Fall | France | 3 | 41 |
| 9 | E. Gallagher | Scotland | 3 | 40 |
| 9 | A. Fleming | Wales | 3 | 40 |

| | | | Minutes | Per 80* |
|----|-----------------|----------|---------|---------|
| 1 | A. Mwayembe | France | 82 | 20.5 |
| 2 | L. Atkin-Davies | England | 92 | 19.1 |
| 3 | A. Callender | Wales | 240 | 18.7 |
| 4 | G. Duca | Italy | 170 | 17.9 |
| 5 | I. Arrighetti | Italy | 136 | 17.6 |
| 6 | A. Stewart | Scotland | 214 | 17.6 |
| 7 | S. Tounesi | Italy | 187 | 17.5 |
| 8 | A. Matthews | England | 161 | 17.4 |
| 9 | Z. Aldcroft | England | 219 | 16.8 |
| 10 | G. Evans | Wales | 200 | 16.8 |

DOMINANT TACKLES

| | | | Games | Total |
|---|--------------|----------|-------|-------|
| 1 | L. Djougang | Ireland | 3 | 14 |
| 2 | S. Tounesi | Italy | 3 | 7 |
| 3 | D. Wall | Ireland | 3 | 5 |
| 3 | N. Jones | Ireland | 3 | 5 |
| 3 | M. Feleu | France | 3 | 5 |
| 3 | A. D'Inca | Italy | 3 | 5 |
| 7 | H. Nelson | Scotland | 3 | 4 |
| 7 | C. Mattinson | Scotland | 3 | 4 |
| 7 | E. Higgins | Ireland | 3 | 4 |
| 7 | S. Kabeya | England | 3 | 4 |
| 7 | C. Haney | Ireland | 3 | 4 |
| 7 | S. Tuipulotu | Wales | 3 | 4 |

| | | | Minutes | Per 80* |
|----|--------------|---------|---------|---------|
| 1 | L. Djougang | Ireland | 215 | 5.2 |
| 2 | S. Tounesi | Italy | 187 | 3.0 |
| 3 | K. Clifford | England | 102 | 2.4 |
| 4 | D. Wall | Ireland | 202 | 2.0 |
| 5 | F. Tuite | Ireland | 81 | 2.0 |
| 6 | S. Tuipulotu | Wales | 164 | 2.0 |
| 7 | N. Jones | Ireland | 212 | 1.9 |
| 8 | T. Heard | England | 131 | 1.8 |
| 9 | B. Veronese | Italy | 89 | 1.8 |
| 10 | M. Feleu | France | 227 | 1.8 |

BREAKDOWN STEALS

| | | | Games | Total |
|---|--------------|----------|-------|-------|
| 1 | E. Gallagher | Scotland | 3 | 5 |
| 2 | A. Callender | Wales | 3 | 4 |
| 2 | K. Clifford | England | 3 | 4 |
| 4 | B. Lewis | Wales | 3 | 3 |
| 4 | H. Botterman | England | 3 | 3 |
| 4 | A. D'Inca | Italy | 3 | 3 |
| 4 | A. Wafer | Ireland | 3 | 3 |
| 8 | A. Butchers | Wales | 3 | 2 |
| 8 | G. Vernier | France | 3 | 2 |
| 8 | G. Evans | Wales | 3 | 2 |
| 8 | A. Khalfaoui | France | 3 | 2 |
| 8 | C. Escudero | France | 3 | 2 |
| 8 | E. Boulard | France | 3 | 2 |
| 8 | E. Clarke | Scotland | 3 | 2 |
| 8 | A. Mwayembe | France | 3 | 2 |

| | | | Minutes | Per 80* |
|----|--------------|----------|---------|---------|
| 1 | K. Clifford | England | 102 | 3.1 |
| 2 | A. Mwayembe | France | 82 | 2.0 |
| 3 | E. Gallagher | Scotland | 240 | 1.7 |
| 4 | B. Lewis | Wales | 150 | 1.6 |
| 5 | H. Botterman | England | 171 | 1.4 |
| 6 | A. Callender | Wales | 240 | 1.3 |
| 7 | A. Wafer | Ireland | 230 | 1.0 |
| 8 | A. D'Inca | Italy | 240 | 1.0 |
| 9 | S. Jones | Wales | 82 | 1.0 |
| 10 | B. Veronese | Italy | 89 | 0.9 |

WALES

FRANCE

*Minimum 80 minutes played



PLAYER RANKINGS - DISCIPLINE

2024 GUINNESS WOMEN'S SIX NATIONS

PENS CONCEDED

| | | | Games | Total |
|---|--------------|----------|-------|-------|
| 1 | L. Bartlett | Scotland | 3 | 6 |
| 2 | S. Tuipulotu | Wales | 3 | 5 |
| 2 | A. Mwayembe | France | 3 | 5 |
| 4 | K. Bevan | Wales | 3 | 4 |
| 4 | C. Belisle | Scotland | 3 | 4 |
| 4 | D. Rose | Wales | 3 | 4 |
| 4 | M. Carson | England | 3 | 4 |
| 8 | L. Thomson | Scotland | 3 | 3 |
| 8 | B. Rigoni | Italy | 3 | 3 |
| 8 | V. Fedrighi | Italy | 3 | 3 |
| 8 | A. Ward | England | 3 | 3 |
| 8 | S. Tounesi | Italy | 3 | 3 |
| 8 | C. Mattinson | Scotland | 3 | 3 |
| 8 | A. Callender | Wales | 3 | 3 |
| 8 | B. Parsons | Ireland | 3 | 3 |
| 8 | B. Hogan | Ireland | 3 | 3 |
| 8 | C. Escudero | France | 3 | 3 |
| 8 | E. Boulard | France | 3 | 3 |
| 8 | A. D'Inca | Italy | 3 | 3 |
| 8 | G. Maris | Italy | 3 | 3 |
| 8 | S. Kabeya | England | 3 | 3 |

| | | | Minutes | Per 80* |
|----|-----------------|----------|---------|---------|
| 1 | A. Mwayembe | France | 82 | 4.9 |
| 2 | L. Bartlett | Scotland | 193 | 2.5 |
| 3 | S. Tuipulotu | Wales | 164 | 2.4 |
| 4 | K. Bevan | Wales | 158 | 2.0 |
| 5 | S. Jones | Wales | 82 | 2.0 |
| 6 | C. Belisle | Scotland | 173 | 1.8 |
| 7 | Z. Harrison | England | 91 | 1.8 |
| 8 | L. Atkin-Davies | England | 92 | 1.7 |
| 9 | K. Clifford | England | 102 | 1.6 |
| 10 | E. Martin | Scotland | 118 | 1.4 |

CARDS

| | | | Games | Yellows |
|---|-------------------|----------|-------|---------|
| 1 | A. Cokayne | England | 1 | 1 |
| 1 | S. Tounesi | Italy | 3 | 1 |
| 1 | H. Rowland | England | 1 | 1 |
| 1 | V. Ostuni Minuzzi | Italy | 3 | 1 |
| 1 | E. Stevanin | Italy | 3 | 1 |
| 1 | A. Stewart | Scotland | 3 | 1 |

| | | | Games | Reds |
|---|------------|---------|-------|------|
| 1 | A. Cokayne | England | 1 | 1 |
| 1 | S. Beckett | England | 1 | 1 |

■ WALES

■ FRANCE

*Minimum 80 minutes played



PLAYER COMPARISON
2024 GUINNESS WOMEN'S SIX NATIONS
WALES AND FRANCE



PLAYER COMPARISON - POINTS

2024 GUINNESS WOMEN'S SIX NATIONS

| POINTS | | | | | | | |
|--------|--------------|-------|--------|---|-------------------|---|----|
| WALES | | | FRANCE | | | | |
| | | Games | Total | | | | |
| 1 | K. Bevan | 3 | 13 | 1 | L. Queyroi | 3 | 24 |
| 2 | L. George | 3 | 5 | 2 | M. Fall | 3 | 10 |
| 2 | A. Callender | 3 | 5 | 3 | A. Deshayes | 3 | 5 |
| 2 | S. Tuipulotu | 3 | 5 | 3 | M. Menager | 3 | 5 |
| 2 | G. Hopkins | 1 | 5 | 3 | A. Sochat | 3 | 5 |
| | | | | 3 | P. Bourdon Sansus | 3 | 5 |
| | | | | 3 | E. Gros | 3 | 5 |
| | | | | 3 | N. Konde | 3 | 5 |
| | | | | 3 | A. Khalfaoui | 3 | 5 |
| | | | | 3 | C. Escudero | 3 | 5 |
| | | | | 3 | M. Llorens | 1 | 5 |
| | | | | 3 | E. Riffonneau | 2 | 5 |
| | | | | 3 | K. Arbey | 2 | 5 |

| TRIES | | | | | | | |
|-------|--------------|-------|--------|---|-------------------|---|---|
| WALES | | | FRANCE | | | | |
| | | Games | Total | | | | |
| 1 | K. Bevan | 3 | 1 | 1 | M. Fall | 3 | 2 |
| 1 | A. Callender | 3 | 1 | 2 | A. Deshayes | 3 | 1 |
| 1 | S. Tuipulotu | 3 | 1 | 2 | M. Menager | 3 | 1 |
| 1 | G. Hopkins | 1 | 1 | 2 | A. Sochat | 3 | 1 |
| | | | | 2 | P. Bourdon Sansus | 3 | 1 |
| | | | | 2 | E. Gros | 3 | 1 |
| | | | | 2 | N. Konde | 3 | 1 |
| | | | | 2 | A. Khalfaoui | 3 | 1 |
| | | | | 2 | C. Escudero | 3 | 1 |
| | | | | 2 | M. Llorens | 1 | 1 |
| | | | | 2 | E. Riffonneau | 2 | 1 |
| | | | | 2 | K. Arbey | 2 | 1 |

| GOAL KICKING* | | | | | | | | | |
|---------------|-----------|------|--------|--------|---|------------|--------|---|-------|
| WALES | | | | FRANCE | | | | | |
| | | Made | Missed | % | | Made | Missed | % | |
| 1 | K. Bevan | 3 | 0 | 100.0% | 1 | L. Queyroi | 11 | 4 | 73.3% |
| 2 | L. George | 2 | 1 | 66.7% | | | | | |

*Minimum 2 Kicks at Goal



PLAYER COMPARISON - CARRIES

2024 GUINNESS WOMEN'S SIX NATIONS

CARRIES

| WALES | | | FRANCE | | |
|----------------|-------|-------|----------------|-------|-------|
| | Games | Total | | Games | Total |
| 1 A. Callender | 3 | 38 | 1 A. Khalfaoui | 3 | 39 |
| 2 G. Pyrs | 3 | 31 | 2 R. Menager | 3 | 36 |
| 3 G. Evans | 3 | 23 | 3 G. Vernier | 3 | 31 |
| 4 J. Hesketh | 3 | 22 | 4 C. Escudero | 3 | 26 |
| 5 A. Fleming | 3 | 20 | 5 N. Konde | 3 | 25 |

METRES

| WALES | | | FRANCE | | |
|----------------|-------|-------|---------------|-------|-------|
| | Games | Total | | Games | Total |
| 1 J. Hesketh | 3 | 188.1 | 1 R. Menager | 3 | 281.7 |
| 2 A. Callender | 3 | 145.7 | 2 M. Menager | 3 | 189.3 |
| 3 C. Cox | 3 | 131.5 | 3 E. Boulard | 3 | 188.3 |
| 4 G. Pyrs | 3 | 102.1 | 4 G. Vernier | 3 | 164.6 |
| 5 J. Joyce | 2 | 99.0 | 5 C. Escudero | 3 | 145.8 |

DEFENDERS BEATEN

| WALES | | | FRANCE | | |
|--------------|-------|-------|---------------------|-------|-------|
| | Games | Total | | Games | Total |
| 1 L. George | 3 | 6 | 1 R. Menager | 3 | 12 |
| 2 J. Joyce | 2 | 5 | 2 M. Menager | 3 | 7 |
| 2 C. Cox | 3 | 5 | 2 N. Konde | 3 | 7 |
| 4 K. Bevan | 3 | 4 | 4 K. Arbey | 2 | 5 |
| 4 G. Hopkins | 1 | 4 | 5 P. Bourdon Sansus | 3 | 4 |
| 4 J. Hesketh | 3 | 4 | 5 E. Boulard | 3 | 4 |



PLAYER COMPARISON - PASSING

2024 GUINNESS WOMEN'S SIX NATIONS

PASSES

| WALES | | | FRANCE | | |
|-------------|-------|-------|---------------------|-------|-------|
| | Games | Total | | Games | Total |
| 1 K. Bevan | 3 | 131 | 1 P. Bourdon Sansus | 3 | 165 |
| 2 S. Jones | 3 | 90 | 2 L. Queyroi | 3 | 62 |
| 3 L. George | 3 | 47 | 3 A. Chambon | 3 | 61 |
| 4 H. Jones | 3 | 17 | 4 G. Vernier | 3 | 34 |
| 5 K. Powell | 3 | 15 | 5 M. Feleu | 3 | 24 |

PASSING ACCURACY %**

| WALES | | | FRANCE | | |
|-------------|-------|-------|---------------------|-------|-------|
| | Games | Total | | Games | Total |
| 1 S. Jones | 3 | 97.8% | 1 A. Chambon | 3 | 96.7% |
| 2 K. Bevan | 3 | 93.9% | 2 L. Queyroi | 3 | 95.2% |
| 3 L. George | 3 | 87.2% | 3 P. Bourdon Sansus | 3 | 94.5% |
| | | | 4 M. Feleu | 3 | 87.5% |
| | | | 5 G. Vernier | 3 | 85.3% |

OFFLOADS

| WALES | | | FRANCE | | |
|---------------|-------|-------|----------------|-------|-------|
| | Games | Total | | Games | Total |
| 1 A. Butchers | 3 | 2 | 1 A. Khalfaoui | 3 | 7 |
| 2 C. Phillips | 3 | 1 | 2 R. Menager | 3 | 5 |
| 2 K. Bevan | 3 | 1 | 2 C. Escudero | 3 | 5 |
| 2 J. Joyce | 2 | 1 | 4 A. Deshayes | 3 | 4 |
| 2 G. Evans | 3 | 1 | 4 N. Konde | 3 | 4 |
| | | | 4 M. Fall | 3 | 4 |



PLAYER COMPARISON - KICKS

2024 GUINNESS WOMEN'S SIX NATIONS

KICKS IN PLAY

| WALES | | | FRANCE | | |
|--------------|-------|-------|---------------------|-------|-------|
| | Games | Total | | Games | Total |
| 1 L. George | 3 | 34 | 1 L. Queyroi | 3 | 27 |
| 2 K. Bevan | 3 | 5 | 2 P. Boundon Sansus | 3 | 20 |
| 3 S. Jones | 3 | 4 | 3 E. Boulard | 3 | 13 |
| 4 J. Joyce | 2 | 3 | 4 G. Vernier | 3 | 4 |
| 4 J. Hesketh | 3 | 3 | 5 M. Bourgeois | 3 | 3 |

KICKING METRES

| WALES | | | FRANCE | | |
|--------------|-------|---------|---------------------|-------|-------|
| | Games | Total | | Games | Total |
| 1 L. George | 3 | 1,040.2 | 1 L. Queyroi | 3 | 799.5 |
| 2 K. Bevan | 3 | 106.6 | 2 P. Boundon Sansus | 3 | 529.7 |
| 3 S. Jones | 3 | 69.0 | 3 E. Boulard | 3 | 388.0 |
| 4 J. Hesketh | 3 | 65.1 | 4 G. Vernier | 3 | 104.5 |
| 5 J. Joyce | 2 | 60.6 | 5 M. Bourgeois | 3 | 65.4 |

METRES / KICKS IN PLAY**

| WALES | | | FRANCE | | |
|-------------|-------|------|---------------------|-------|------|
| | Games | Avg* | | Games | Avg* |
| 1 L. George | 3 | 30.6 | 1 E. Boulard | 3 | 29.8 |
| 2 K. Bevan | 3 | 21.3 | 2 L. Queyroi | 3 | 29.6 |
| 3 S. Jones | 3 | 17.3 | 3 P. Boundon Sansus | 3 | 26.5 |
| | | | 4 G. Vernier | 3 | 26.1 |
| | | | 5 K. Arbey | 2 | 20.6 |

*Minimum 80 minutes played **Minimum 2 Kicks / 80min



PLAYER COMPARISON - LINEOUTS

2024 GUINNESS WOMEN'S SIX NATIONS

LINEOUTS WON (INC. STEALS)

| WALES | | |
|----------------|-------|-------|
| | Games | Total |
| 1 B. Lewis | 3 | 9 |
| 2 G. Evans | 3 | 6 |
| 2 A. Fleming | 3 | 6 |
| 4 A. Butchers | 3 | 5 |
| 5 C. Phillips | 3 | 2 |
| 5 A. Callender | 3 | 2 |

| FRANCE | | |
|---------------|-------|-------|
| | Games | Total |
| 1 M. Feleu | 3 | 16 |
| 2 G. Hermet | 3 | 9 |
| 3 R. Menager | 3 | 5 |
| 3 E. Gros | 3 | 5 |
| 5 C. Escudero | 3 | 3 |

LINEOUT STEALS

| WALES | | |
|----------------|-------|-------|
| | Games | Total |
| 1 C. Phillips | 3 | 2 |
| 2 A. Butchers | 3 | 1 |
| 2 K. Jones | 1 | 1 |
| 2 S. Tuipulotu | 3 | 1 |

| FRANCE | | |
|----------------|-------|-------|
| | Games | Total |
| 1 E. Gros | 3 | 3 |
| 2 G. Hermet | 3 | 2 |
| 3 A. Khalfaoui | 3 | 1 |
| 3 M. Feleu | 3 | 1 |

OWN LINEOUTS WON

| WALES | | |
|----------------|-------|------|
| | Games | Avg* |
| 1 B. Lewis | 3 | 9 |
| 2 G. Evans | 3 | 6 |
| 2 A. Fleming | 3 | 6 |
| 4 A. Butchers | 3 | 4 |
| 5 A. Callender | 3 | 2 |

| FRANCE | | |
|---------------|-------|------|
| | Games | Avg* |
| 1 M. Feleu | 3 | 15 |
| 2 G. Hermet | 3 | 7 |
| 3 R. Menager | 3 | 5 |
| 4 C. Escudero | 3 | 3 |
| 5 E. Gros | 3 | 2 |
| 5 K. Zago | 1 | 2 |



PLAYER COMPARISON - TACKLES

2024 GUINNESS WOMEN'S SIX NATIONS

SUCCESSFUL TACKLES

| WALES | | | FRANCE | | | | |
|-------|--------------|-------|--------|---|--------------|-------|----|
| | | Games | Total | | Games | Total | |
| 1 | A. Callender | 3 | 56 | 1 | M. Fall | 3 | 41 |
| 2 | G. Evans | 3 | 42 | 2 | C. Escudero | 3 | 37 |
| 3 | A. Fleming | 3 | 40 | 3 | G. Vernier | 3 | 33 |
| 4 | A. Butchers | 3 | 35 | 4 | R. Menager | 3 | 31 |
| 5 | H. Jones | 3 | 29 | 5 | A. Khalfaoui | 3 | 30 |

DOMINANT TACKLES

| WALES | | | FRANCE | | | | |
|-------|--------------|-------|--------|---|--------------|-------|---|
| | | Games | Total | | Games | Total | |
| 1 | S. Tuipulotu | 3 | 4 | 1 | M. Feleu | 3 | 5 |
| 2 | K. Lake | 3 | 3 | 2 | A. Deshayes | 3 | 3 |
| 2 | A. Butchers | 3 | 3 | 2 | N. Konde | 3 | 3 |
| 4 | J. Joyce | 2 | 2 | 4 | G. Hermet | 3 | 2 |
| 4 | N. John | 3 | 2 | 4 | A. Sochat | 3 | 2 |
| | | | | 4 | G. Vernier | 3 | 2 |
| | | | | 4 | A. Khalfaoui | 3 | 2 |

BREAKDOWN STEALS

| WALES | | | FRANCE | | | | |
|-------|--------------|-------|--------|---|--------------|-------|---|
| | | Games | Total | | Games | Total | |
| 1 | A. Callender | 3 | 4 | 1 | G. Vernier | 3 | 2 |
| 2 | B. Lewis | 3 | 3 | | | | |
| 3 | A. Butchers | 3 | 2 | 1 | A. Khalfaoui | 3 | 2 |
| 3 | G. Evans | 3 | 2 | | | | |
| 5 | N. John | 3 | 1 | 1 | C. Escudero | 3 | 2 |
| 5 | A. Fleming | 3 | 1 | | | | |
| 5 | C. Cox | 3 | 1 | 1 | E. Boulard | 3 | 2 |
| 5 | S. Jones | 3 | 1 | | | | |
| | | | | 1 | A. Mwayembe | 3 | 2 |



PLAYER COMPARISON - DISCIPLINE

2024 GUINNESS WOMEN'S SIX NATIONS

PENS CONCEDED

| WALES | | | FRANCE | | |
|----------------|-------|-------|---------------------|-------|-------|
| | Games | Total | | Games | Total |
| 1 S. Tuipulotu | 3 | 5 | 1 A. Mwayembe | 3 | 5 |
| 2 K. Bevan | 3 | 4 | 2 C. Escudero | 3 | 3 |
| 2 D. Rose | 3 | 4 | 2 E. Bouland | 3 | 3 |
| 4 A. Callender | 3 | 3 | 4 R. Menager | 3 | 2 |
| 5 G. Pyrs | 3 | 2 | 4 A. Deshayes | 3 | 2 |
| 5 J. Joyce | 2 | 2 | 4 P. Bourdon Sansus | 3 | 2 |
| 5 A. Fleming | 3 | 2 | | | |
| 5 S. Jones | 3 | 2 | | | |

YELLOW CARDS

| WALES | | | FRANCE | | |
|-------|-------|-------|--------|-------|-------|
| | Games | Total | | Games | Total |
| | | | | | |

RED CARDS

| WALES | | | FRANCE | | |
|-------|-------|-------|--------|-------|-------|
| | Games | Total | | Games | Total |
| | | | | | |