



POST-MATCH REPORT

2024

Round

Match Name

Round 2

Ireland vs Italy

[RDS Arena, 31 March 2024](#)



INDEX

PG

TEAMS HEAD-TO-HEAD

Passing	3
Kick In-Play	3
Territory (Kicks In-Play)	4
Penalty Kicks to Touch	4
Box Kicks	5
Restarts	5
Lineouts	5

PLAYERS HEAD-TO-HEAD

Passing	6
Box Kicks	6
Lineouts	7
Kicks In-Play	7
Restarts (From Halfway)	8
Territory (Kicks In-Play)	8

LEADERBORADS

Total Kicks Count	9
Avg. Kick Distance (m)	9
Longest Kicks (m)	2 9
Max. Territory Gain (m)	9
Avg. Territory Gain (m)	9
Longest Goal Kicks (m)	9
Max. Box Kick Hangtime (s)	10
Avg. Box Kick Hangtime (s)	10
Max. Restart Hangtime (s)	10
Avg. Restart Hangtime (s)	10
Total Passes Count	10
Longest Passes (m)	10

TEAM HEAD-TO-HEAD

Ireland ▼



Italy ▼



PASSING

242	Total Passes	111
114	<5m Passes	57
118	5 to 10m Passes	47
10	>10m Passes	7
1,310	Total Pass Distance (m)	608
17.3	Max. Pass Distance (m)	17.9
5.4	Avg. Pass Distance (m)	5.5
29.6	Avg. Pass Speed (km/h)	29.3
20.2	Pass/Kick Ratio	5.0



KICKS IN-PLAY



12	Total Kicks	22
397	Total Kick Distance (m)	486
40.3	Max. Kick Distance (m)	38.7
33.1	Avg. Kick Distance (m)	22.1

TEAM HEAD-TO-HEAD



TERRITORY (KICKS IN-PLAY)



12	Total Kicks	22
312	Total Territory Gain (m)	344
40.3	Max. Territory Gain (m)	37.9
31.2	Avg. Territory Gain (m)	21.5






PENALTY KICKS TO TOUCH





7	Total Kicks	7
144	Total Territory Gain (m)	118
38.0	Max. Territory Gain (m)	24.1
20.6	Avg. Territory Gain (m)	16.8
118	Territory Conceded From Penalty Kicks to Touch (m)	144

TEAM HEAD-TO-HEAD

BOX KICKS		
Total Kicks		12
Avg. Kick Distance (m)		18.9
Avg. Hangtime (s)		3.3
Max. Hangtime (s)		4.1

	RESTARTS (FROM HALFWAY)		
6	Total Kicks		4
33.7	Avg. Kick Distance (m)		27.7
2.9	Avg. Hangtime (s)		2.9
3.7	Max. Hangtime (s)		3.4

	LINEOUTS		
10	Total Lineouts		10
6.8	Avg. Distance (m)		7.9
8 (80%)	Front (%)		6 (60%)
2 (20%)	Middle (%)		2 (20%)
0 (0%)	Back (%)		2 (20%)
0 (0%)	Long (%)		0 (0%)
325.2	Avg. Spin Rate (rpm)		331.7
30.2	Avg. Speed (km/h)		24.2
93.0	Avg. Spiral Efficiency (%)		95.7

PLAYERS HEAD-TO-HEAD



PASSING (Scrum Halves)



<input type="text" value="Molly Scuffil-McC..."/>	<input type="text" value="Aoibheann Reilly"/>	Player	<input type="text" value="Sofia Stefan"/>
37	97	Total Passes	65
198.2	629.5	Total Pass Distance (m)	376.2
9.5	11.9	Max. Pass Distance (m)	10.7
5.4	6.5	Avg. Pass Distance (m)	5.8
28.5	32.1	Avg. Pass Speed (km/h)	30.8

BOX KICKS



Player	<input type="text" value="Sofia Stefan"/>
Total Kicks	12
Avg. Kick Distance (m)	18.9
Avg. Hangtime (s)	3.3
Max. Hangtime (s)	4.1

PLAYERS HEAD-TO-HEAD



LINEOUTS



<input type="text" value="Neve Jones"/>	Player	<input type="text" value="Vittoria Vecchini"/>
10	Total Lineouts	10
6.8	Avg. Distance (m)	7.9
8 (80%)	Front (%)	6 (60%)
2 (20%)	Middle (%)	2 (20%)
0 (0%)	Back (%)	2 (20%)
0 (0%)	Long (%)	0 (0%)
325.2	Avg. Spin Rate (rpm)	331.7
30.2	Avg. Speed (km/h)	24.2
93.0	Avg. Spiral Efficiency (%)	95.7



KICKS IN-PLAY



<input type="text" value="Dannah O'Brien"/>	<input type="text" value="Nicole Fowley"/>	Player	<input type="text" value="Sofia Stefan"/>	<input type="text" value="Veronica Madia"/>
4	5	Total Kicks	14	4
151	156	Total Kick Distance (m)	267	118
40.3	39.6	Max. Kick Distance (m)	26.2	38.7
37.8	31.1	Avg. Kick Distance (m)	19.1	29.5

PLAYERS HEAD-TO-HEAD



RESTARTS (FROM HALFWAY)



<input type="text" value="Dannah O'Brien"/>	Player	<input type="text" value="Beatrice Rigoni"/>
6	Total Kicks	4
33.7	Avg. Kick Distance (m)	27.7
2.9	Avg. Hangtime (s)	2.9
3.7	Max. Hangtime (s)	3.4



TERRITORY (KICKS IN-PLAY)



<input type="text" value="Dannah O'Brien"/>	<input type="text" value="Nicole Fowley"/>	Player	<input type="text" value="Sofia Stefan"/>	<input type="text" value="Veronica Madia"/>
4	5	Total Kicks	14	4
108	129	Total Territory Gain (m)	208	121
40.3	39.6	Max. Territory Gain (m)	26.6	37.9
36.0	32.4	Avg. Territory Gain (m)	18.9	30.2

Total Kicks Count

Player	Team	Count
Sofia Stefan	Italy	14
Nicole Fowley	Ireland	5
Dannah O'Brien	Ireland	4
Veronica Madia	Italy	4
Beatrice Rigoni	Italy	3

Avg. Kick Distance (m)

Player	Team	Avg.
Dannah O'Brien	Ireland	37.80
Nicole Fowley	Ireland	31.14
Enya Breen	Ireland	30.05
Veronica Madia	Italy	29.45
Beatrice Rigoni	Italy	24.23

Longest Kicks (m)

Player	Team	Distance
Dannah O'Brien	Ireland	40.30
Dannah O'Brien	Ireland	40.10
Dannah O'Brien	Ireland	40.00
Nicole Fowley	Ireland	39.60
Veronica Madia	Italy	38.70

Max. Territory Gain

Player	Team	Distance
Sofia Stefan	Italy	25.5
Veronica Madia	Italy	21.7
Beatrice Rigoni	Italy	17.1
Dannah O'Brien	Ireland	0.0

Avg. Territory Gain (m)

Player	Team	Avg.
Dannah O'Brien	Ireland	36.0
Nicole Fowley	Ireland	32.4
Veronica Madia	Italy	30.2
Enya Breen	Ireland	24.5
Sofia Stefan	Italy	18.9

Longest Goal Kicks (m)

Player	Team	Distance
Dannah O'Brien	Ireland	31.80
Beatrice Rigoni	Italy	20.80
Beatrice Rigoni	Italy	17.30
Dannah O'Brien	Ireland	8.70

Max. Box Kick Hangtime (s)

Player	Team	Hangtime
Sofia Stefan	Italy	4.1

Avg. Box Kick Hangtime (s)

Player	Team	Avg.
Sofia Stefan	Italy	3.3

Max. Restart Hangtime (s)

Player	Team	Hangtime
Dannah O'Brien	Ireland	3.7
Beatrice Rigoni	Italy	3.4

Avg. Restart Hangtime (s)

Player	Team	Avg.
Dannah O'Brien	Ireland	2.9
Beatrice Rigoni	Italy	2.9

Total Passes Count

Player	Team	Count
Aoibheann Reilly	Ireland	97
Sofia Stefan	Italy	65
Molly Scuffil-McCabe	Ireland	37
Dannah O'Brien	Ireland	24
Nicole Fowley	Ireland	21

Longest Pass (m)

Player	Team	Distance
Veronica Madia	Italy	17.9
Enya Breen	Ireland	17.3
Beatrice Rigoni	Italy	14.9
Aoibheann Reilly	Ireland	11.9
Sofia Stefan	Italy	10.7