



POST-MATCH REPORT

2024

Round

Match Name

Round 5

France vs England

Groupama Stadium, 16 March 2024



INDEX

TEAMS

PLAYERS

LEADER-BOARDS

INDEX	PG
TEAMS HEAD-TO-HEAD	
Passing	3
Kick In-Play	3
Territory (Kicks In-Play)	4
Penalty Kicks to Touch	4
Box Kicks	5
Restarts	5
Lineouts	5
PLAYERS HEAD-TO-HEAD	
Passing	6
Box Kicks	6
Lineouts	7
Kicks In-Play	7
Restarts (From Halfway)	8
Territory (Kicks In-Play)	8
LEADERBORADS	
Total Kicks Count	9
Avg. Kick Distance (m)	9
Longest Kicks (m)	9
Max. Territory Gain (m)	9
Avg. Territory Gain (m)	9
Longest Goal Kicks (m)	9
Max. Box Kick Hangtime (s)	10
Avg. Box Kick Hangtime (s)	10
Max. Restart Hangtime (s)	10
Avg. Restart Hangtime (s)	10
Total Passes Count	10
Longest Passes (m)	10

TEAM HEAD-TO-HEAD



INDEX

TEAMS

PLAYERS

LEADER-BOARDS

France ▼



England ▼



PASSING

135	Total Passes	76
63	<5m Passes	30
58	5 to 10m Passes	34
14	>10m Passes	12
771	Total Pass Distance (m)	490
22.5	Max. Pass Distance (m)	14.9
5.7	Avg. Pass Distance (m)	6.4
31.0	Avg. Pass Speed (km/h)	29.7
3.8	Pass/Kick Ratio	2.4



KICKS IN-PLAY



35	Total Kicks	31
1,053	Total Kick Distance (m)	909
51.7	Max. Kick Distance (m)	54.2
30.1	Avg. Kick Distance (m)	29.3

TEAM HEAD-TO-HEAD



INDEX

TEAMS

PLAYERS

LEADER-BOARDS



TERRITORY (KICKS IN-PLAY)



35	Total Kicks	31
831	Total Territory Gain (m)	741
51.5	Max. Territory Gain (m)	53.8
26.8	Avg. Territory Gain (m)	26.5



PENALTY KICKS TO TOUCH



5	Total Kicks	3
130	Total Territory Gain (m)	64
31.0	Max. Territory Gain (m)	34.0
25.9	Avg. Territory Gain (m)	21.2
64	Territory Conceded From Penalty Kicks to Touch (m)	130

TEAM HEAD-TO-HEAD



INDEX

TEAMS

PLAYERS

LEADER-BOARDS



BOX KICKS



11	Total Kicks	9
34.1	Avg. Kick Distance (m)	19.6
3.5	Avg. Hangtime (s)	4.0
4.2	Max. Hangtime (s)	4.3



RESTARTS (FROM HALFWAY)



5	Total Kicks	8
39.3	Avg. Kick Distance (m)	34.1
3.6	Avg. Hangtime (s)	3.9
4.1	Max. Hangtime (s)	4.6



LINEOUTS



17	Total Lineouts	15
7.1	Avg. Distance (m)	8.9
10 (59%)	Front (%)	7 (47%)
7 (41%)	Middle (%)	5 (33%)
0 (0%)	Back (%)	2 (13%)
0 (0%)	Long (%)	1 (7%)
281.3	Avg. Spin Rate (rpm)	359.6
28.4	Avg. Speed (km/h)	29.6
92.8	Avg. Spiral Efficiency (%)	96.6

PLAYERS HEAD-TO-HEAD



PASSING (Scrum Halves)



Maxime Lucu	Nolann Le Garrec	Player	Alex Mitchell	Danny Care
17	51	Total Passes	34	5
113.4	367.6	Total Pass Distance (m)	277.3	25.0
11.7	16.6	Max. Pass Distance (m)	14.9	8.2
6.7	7.2	Avg. Pass Distance (m)	8.2	5.0
33.5	34.6	Avg. Pass Speed (km/h)	34.9	29.4



BOX KICKS



Nolann Le Garrec	Player	Alex Mitchell	Danny Care
11	Total Kicks	8	1
34.1	Avg. Kick Distance (m)	19.6	19.8
3.5	Avg. Hangtime (s)	4.0	4.1
4.2	Max. Hangtime (s)	4.3	4.1



INDEX

TEAMS

PLAYERS

LEADER-BOARDS

PLAYERS HEAD-TO-HEAD



INDEX

TEAMS

PLAYERS

LEADER-BOARDS



LINEOUTS



<input type="text" value="Péato Mauvaka"/>	<input type="text" value="Julien Marchand"/>	Player	<input type="text" value="Jamie George"/>	<input type="text" value="Theo Dan"/>
9	7	Total Lineouts	11	4
7.1	6.9	Avg. Distance (m)	8.9	9.0
5 (56%)	5 (71%)	Front (%)	4 (36%)	3 (75%)
4 (44%)	2 (29%)	Middle (%)	5 (45%)	0 (0%)
0 (0%)	0 (0%)	Back (%)	2 (18%)	0 (0%)
0 (0%)	0 (0%)	Long (%)	0 (0%)	1 (25%)
286.7	300.0	Avg. Spin Rate (rpm)	338.4	412.5
27.9	30.5	Avg. Speed (km/h)	29.5	29.9
92.6	92.0	Avg. Spiral Efficiency (%)	96.6	96.5



KICKS IN-PLAY



<input type="text" value="Thomas Ramos"/>	<input type="text" value="Nolann Le Garrec"/>	Player	<input type="text" value="George Ford"/>	<input type="text" value="Alex Mitchell"/>
10	15	Total Kicks	13	12
297	448	Total Kick Distance (m)	456	287
50.0	51.7	Max. Kick Distance (m)	50.6	48.1
29.7	29.9	Avg. Kick Distance (m)	35.1	23.9

PLAYERS HEAD-TO-HEAD








INDEX

TEAMS

PLAYERS

LEADER-BOARDS

 RESTARTS (FROM HALFWAY) 		
<input type="text" value="Thomas Ramos"/>	Player	<input type="text" value="George Ford"/>
5	Total Kicks	8
39.3	Avg. Kick Distance (m)	34.1
3.6	Avg. Hangtime (s)	3.9
4.1	Max. Hangtime (s)	4.6

  TERRITORY (KICKS IN-PLAY)  				
<input type="text" value="Thomas Ramos"/>	<input type="text" value="Nolann Le Garrec"/>	Player	<input type="text" value="George Ford"/>	<input type="text" value="Alex Mitchell"/>
10	15	Total Kicks	13	12
147	410	Total Territory Gain (m)	292	288
41.8	51.5	Max. Territory Gain (m)	47.0	46.8
21.1	27.4	Avg. Territory Gain (m)	29.2	24.0

LEADERBOARDS



INDEX

TEAMS

PLAYERS

LEADER-BOARDS

Total Kicks Count

Player	Team	Count
Nolann Le Garrec	France	15
George Ford	England	13
Alex Mitchell	England	12
Thomas Ramos	France	10
Leo Barre	France	5

Avg. Kick Distance (m)

Player	Team	Avg.
George Ford	England	35.11
Leo Barre	France	33.20
Louis Bielle-Biarrey	France	30.00
Nolann Le Garrec	France	29.88
Thomas Ramos	France	29.71

Longest Kicks (m)

Player	Team	Distance
Elliot Daly	England	54.20
Nolann Le Garrec	France	51.70
George Ford	England	50.60
George Ford	England	50.10
Thomas Ramos	France	50.00

Max. Territory Gain

Player	Team	Distance
Nolann Le Garrec	France	51.5
George Ford	England	35.3
Alex Mitchell	England	30.8
Marcus Smith	England	30.4
Leo Barre	France	15.8

Avg. Territory Gain (m)

Player	Team	Avg.
Leo Barre	France	36.6
George Ford	England	29.2
Nolann Le Garrec	France	27.4
Marcus Smith	England	25.6
Alex Mitchell	England	24.0

Longest Goal Kicks (m)

Player	Team	Distance
Thomas Ramos	France	46.30
Thomas Ramos	France	46.00
George Ford	England	41.30
Thomas Ramos	France	41.00
George Ford	England	39.20

Max. Box Kick Hangtime (s)

Player	Team	Hangtime
Alex Mitchell	England	4.3
Nolann Le Garrec	France	4.2
Danny Care	England	4.1

Avg. Box Kick Hangtime (s)

Player	Team	Avg.
Danny Care	England	4.1
Alex Mitchell	England	4.0
Nolann Le Garrec	France	3.5

Max. Restart Hangtime (s)

Player	Team	Hangtime
George Ford	England	4.6
Thomas Ramos	France	4.1

Avg. Restart Hangtime (s)

Player	Team	Avg.
George Ford	England	3.9
Thomas Ramos	France	3.6

Total Passes Count

Player	Team	Count
Nolann Le Garrec	France	51
Alex Mitchell	England	34
Thomas Ramos	France	18
Maxime Lucu	France	17
George Ford	England	15

Longest Pass (m)

Player	Team	Distance
Gaël Fickou	France	22.5
Cyril Baille	France	18.8
Nolann Le Garrec	France	16.6
Alex Mitchell	England	14.9
Henry Slade	England	14.0