



MATCH PREVIEW
2024



INDEX

PG

TEAM LEADERBOARD

Passes	3
Kicks In-Play	5
Penalty Kicks to Touch	7
Lineout	8

PLAYER LEADERBOARDS

Passes	9
Kicks In-Play	11
Lineout	13

HEAD-TO-HEAD

Scrum Halves	14
Fly Halves	15

PASSES

Total Pass Count

Team	Round 1	Round 2	Avg.
England	226	173	199.5
France	213	158	185.5
Ireland	120	242	181
Italy	133	111	122
Scotland	144	155	149.5
Wales	114	149	131.5

Total
399
371
362
244
299
263

Total Pass Distance (m)

Team	Round 1	Round 2	Avg.
England	1,299	967	1,133
France	1,081	834	958
Ireland	645	1,310	977
Italy	766	608	687
Scotland	780	857	819
Wales	621	696	659

Total
2,266
1,915
1,955
1,374
1,637
1,317

Average Pass Distance (m)

Team	Round 1	Round 2	Avg.
England	5.7	5.6	5.7
France	5.1	5.3	5.2
Ireland	5.4	5.4	5.4
Italy	5.8	5.5	5.6
Scotland	5.4	5.5	5.5
Wales	5.4	4.7	5.0

Average Pass Speed (km/h)

Team	Round 1	Round 2	Avg.
England	31.5	30.0	30.8
France	27.8	30.1	28.8
Ireland	30.7	29.6	30.0
Italy	32.1	29.3	30.9
Scotland	29.6	31.0	30.3
Wales	30.4	29.4	29.9

PASSES

Pass/Kick Count Ratio

Team	Round 1	Round 2	Avg.
England	10.8	7.9	9.3
France	7.1	6.9	7.0
Ireland	4.3	20.2	9.1
Italy	6.7	5.0	5.8
Scotland	11.1	5.7	7.5
Wales	5.7	14.9	8.8

Pass Breakdown for All Rounds

Team	Short 0-5m	Medium 5-10m	Long >10m
England	43.36%	47.37%	9.27%
France	53.91%	36.66%	9.43%
Ireland	46.69%	49.45%	3.87%
Italy	46.31%	47.54%	6.15%
Scotland	40.47%	54.85%	4.68%
Wales	52.09%	44.11%	3.80%

KICKS IN-PLAY

Kicks In-Play Breakdown

Team	50-22	Box	Chip	Clearance	Crossfield	Grubber	Up and Under
England		1	4	28	4	3	3
France		4	9	33	3	3	
Ireland				33	3		4
Italy		20	3	18			
Scotland	1	7	2	25	1	4	
Wales		5		16	3	4	2

Total Kicks In-Play Count

Team	Round 1	Round 2	Avg.	Total
England	21	22	21.5	43
France	30	22	26	52
Ireland	28	12	20	40
Italy	19	22	20.5	41
Scotland	13	27	20	40
Wales	20	10	15	30

KICKS IN-PLAY

Total Kick Distance (m)

Team	Round 1	Round 2	Avg.
England	747	536	641
France	749	643	696
Ireland	787	397	592
Italy	436	486	461
Scotland	405	738	571
Wales	516	288	402

Total
1,283
1,392
1,183
922
1,143
804

Average Kick Distance (m)

Team	Round 1	Round 2	Avg.
England	35.6	24.4	29.8
France	26.7	29.2	27.8
Ireland	31.5	33.1	32.0
Italy	23.0	22.1	22.5
Scotland	31.1	27.3	28.6
Wales	25.8	28.8	26.8

Total Territory Gain (m)

Team	Round 1	Round 2	Avg.
England	574	370	472
France	633	488	560
Ireland	744	312	528
Italy	353	344	349
Scotland	346	525	435
Wales	286	239	262

Total
944
1,121
1,055
698
871
525

Average Territory Gain per Kick (m)

Team	Round 1	Round 2	Avg.
England	28.7	17.6	23.0
France	22.6	25.7	23.8
Ireland	29.8	31.2	30.2
Italy	19.6	21.5	20.5
Scotland	28.9	22.8	24.9
Wales	20.4	23.9	21.9

PENALTY KICKS TO TOUCH

Total Penalty Kicks to Touch Count

Team	Round 1	Round 2	Avg.	Total
England	9	7	8	16
France	6	5	5.5	11
Ireland	5	7	6	12
Italy	5	7	6	12
Scotland	6	9	7.5	15
Wales	11	12	11.5	23

Total Territory Gain from Penalty Kicks to Touch (m)

Team	Round 1	Round 2	Avg.	Total
England	147	84	115	230
France	67	86	77	153
Ireland	99	144	122	243
Italy	92	118	105	210
Scotland	34	103	68	137
Wales	117	190	153	306

Total Territory Conceded from Penalty Kicks To Touch (m)

Team	Round 1	Round 2	Avg.	Total
England	92	190	141	282
France	99	103	101	202
Ireland	67	118	92	185
Italy	147	144	145	290
Scotland	117	86	101	203
Wales	34	84	59	118

LINEOUTS

Lineout Throwing

Team	Total	Front	Middle	Back	Long
England	27	17 (63%)	7 (26%)	1 (4%)	2 (7%)
France	34	14 (41%)	12 (35%)	5 (15%)	3 (9%)
Ireland	19	15 (79%)	4 (21%)		
Italy	30	15 (50%)	12 (40%)	3 (10%)	
Scotland	32	13 (41%)	14 (44%)	5 (16%)	
Wales	30	15 (50%)	12 (40%)	2 (7%)	1 (3%)

Lineout Success by Round

Team	Round 1	Round 2
England	8/17 (47%)	8/10 (80%)
France	8/17 (47%)	12/17 (71%)
Ireland	3/9 (33%)	7/10 (70%)
Italy	16/20 (80%)	7/10 (70%)
Scotland	10/15 (67%)	13/17 (76%)
Wales	10/11 (91%)	13/19 (68%)

Lineout Distance vs. Success

Team	Front Success / Count (%)	Middle Success / Count (%)	Back Success / Count (%)	Long Success / Count (%)	Success / Total (%)
England	13/17 (76%)	2/7 (29%)	1/1 (100%)	0/2 (0%)	16/27 (59%)
France	10/14 (71%)	9/12 (75%)	1/5 (20%)	0/3 (0%)	20/34 (59%)
Ireland	9/15 (60%)	1/4 (25%)			10/19 (53%)
Italy	11/15 (73%)	10/12 (83%)	2/3 (67%)		23/30 (77%)
Scotland	12/13 (92%)	10/14 (71%)	1/5 (20%)		23/32 (72%)
Wales	14/15 (93%)	8/12 (67%)	1/2 (50%)	0/1 (0%)	23/30 (77%)

Lineout Throw Averages

Team	Avg. Distance (m)	Avg. Speed (km/h)	Avg. Spin Rate (rpm)	Avg. of Efficiency (%)
England	7.9	34.1	308	92
France	9.7	31.5	303	96
Ireland	6.8	30.4	319	93
Italy	8.2	27.3	320	94
Scotland	8.6	29.4	286	95
Wales	7.8	29.8	329	94

PASSES

Total Pass Distance (m)

Scrum Halves

Player	Team	Total
Aoibheann Reilly	Ireland	983
Caity Mattinson	Scotland	917
Pauline Bourdon Sanson	France	777
Sofia Stefan	Italy	667
Natasha Hunt	England	631
Keira Bevan	Wales	570
Lucy Packer	England	371
Sian Jones	Wales	311
Molly Scuffil-McCabe	Ireland	261
Alexandra Chambon	France	237

Average Pass Speed (km/h)

Scrum Halves

Player	Team	Avg.
Natasha Hunt	England	35.7
Mairi McDonald	Scotland	35.4
Alexandra Chambon	France	33.8
Sofia Stefan	Italy	33.2
Keira Bevan	Wales	33.0
Francesca Granzotto	Italy	32.7
Aoibheann Reilly	Ireland	32.6
Caity Mattinson	Scotland	32.5
Pauline Bourdon Sanson	France	32.3
Lucy Packer	England	31.9

Total Pass Count

Player	Team	Count
Aoibheann Reilly	Ireland	154
Caity Mattinson	Scotland	144
Pauline Bourdon Sanson	France	119
Sofia Stefan	Italy	107
Keira Bevan	Wales	98
Natasha Hunt	England	94
Lucy Packer	England	61
Sian Jones	Wales	60
Molly Scuffil-McCabe	Ireland	48
Lina Queyroi	France	47

Average Pass Distance (m)

Scrum Halves

Player	Team	Avg.
Mairi McDonald	Scotland	6.9
Natasha Hunt	England	6.7
Pauline Bourdon Sanson	France	6.5
Alexandra Chambon	France	6.4
Aoibheann Reilly	Ireland	6.4
Caity Mattinson	Scotland	6.4
Sofia Stefan	Italy	6.2
Lucy Packer	England	6.1
Keira Bevan	Wales	5.8
Francesca Granzotto	Italy	5.7

Average Pass Spiral Efficiency (%)

Scrum Halves

Player	Team	Avg.
Alexandra Chambon	France	93.6
Caity Mattinson	Scotland	93.1
Natasha Hunt	England	91.2
Mairi McDonald	Scotland	90.5
Keira Bevan	Wales	90.3
Pauline Bourdon Sanson	France	90.0
Sofia Stefan	Italy	89.9
Aoibheann Reilly	Ireland	89.9
Molly Scuffil-McCabe	Ireland	89.3
Lucy Packer	England	89.1

PASSES

Total Pass Distance (m)

Fly Half

Player	Team	Total
Holly Aitchison	England	307
Lina Queyroi	France	284
Zoe Harrison	England	227
Helen Nelson	Scotland	226
Veronica Madia	Italy	214
Dannah O'Brien	Ireland	180
Nicole Fowley	Ireland	160
Lleucu George	Wales	143
Emma Stevanin	Italy	70
Morgane Bourgeois	France	27

Average Pass Distance (m)

Fly Half

Player	Team	Avg.
Zoe Harrison	England	7.6
Holly Aitchison	England	6.7
Veronica Madia	Italy	6.3
Dannah O'Brien	Ireland	6.2
Lina Queyroi	France	6.0
Emma Stevanin	Italy	5.4
Nicole Fowley	Ireland	5.2
Helen Nelson	Scotland	5.0
Lleucu George	Wales	4.0
Morgane Bourgeois	France	3.8

Average Pass Speed (km/h)

Fly Half

Player	Team	Avg.
Zoe Harrison	England	36.7
Dannah O'Brien	Ireland	31.7
Veronica Madia	Italy	31.2
Morgane Bourgeois	France	30.0
Nicole Fowley	Ireland	29.6
Emma Stevanin	Italy	29.5
Holly Aitchison	England	28.7
Lina Queyroi	France	28.4
Helen Nelson	Scotland	27.9
Lleucu George	Wales	25.5

Top 10 Longest Passes (m)

Player	Team	Distance
Hannah Jones	Wales	18.8
Holly Aitchison	England	18.5
Meryl Smith	Scotland	18.5
Beatrice Rigoni	Italy	18.2
Veronica Madia	Italy	17.9
Holly Aitchison	England	17.6
Tatyana Heard	England	17.6
Emily Scarratt	England	17.5
Enya Breen	Ireland	17.3
Beatrice Rigoni	Italy	16.7

KICKS IN-PLAY

Total Kicks In-Play Count

Player	Team	Count
Sofia Stefan	Italy	25
Nicole Fowley	Ireland	24
Lina Queyroi	France	20
Lleucu George	Wales	19
Pauline Bourdon Sansus	France	13
Dannah O'Brien	Ireland	11
Helen Nelson	Scotland	11
Zoe Harrison	England	11
Emilie Boulard	France	10
Caity Mattinson	Scotland	8

Total Kick Distance (m)

Player	Team	Total
Nicole Fowley	Ireland	678
Lina Queyroi	France	616
Lleucu George	Wales	565
Sofia Stefan	Italy	475
Zoe Harrison	England	413
Dannah O'Brien	Ireland	370
Helen Nelson	Scotland	353
Pauline Bourdon Sansus	France	303
Emilie Boulard	France	264
Veronica Madia	Italy	243

Top 10 Longest Kicks (m)

Player	Team	Distance
Lleucu George	Wales	50.0
Lisa Thompson	Scotland	46.8
Lina Queyroi	France	46.4
Ellie Kildunne	England	46.3
Zoe Harrison	England	45.6
Zoe Harrison	England	45.0
Helen Nelson	Scotland	44.6
Lleucu George	Wales	44.2
Helen Nelson	Scotland	44.0
Zoe Harrison	England	44.0

Average Kick Distance (m)

Player	Team	Avg.
Zoe Harrison	England	37.6
Dannah O'Brien	Ireland	33.6
Nicole Fowley	Ireland	32.3
Helena Rowland	England	32.2
Helen Nelson	Scotland	32.1
Emily Scarratt	England	31.3
Lina Queyroi	France	30.8
Veronica Madia	Italy	30.3
Enya Breen	Ireland	30.1
Ellie Kildunne	England	29.9

Average Territory Gain (m)

Player	Team	Avg.
Nicole Fowley	Ireland	32.4
Dannah O'Brien	Ireland	30.7
Helena Rowland	England	29.8
Meryl Smith	Scotland	29.8
Helen Nelson	Scotland	29.6
Zoe Harrison	England	28.3
Lina Queyroi	France	26.6
Veronica Madia	Italy	26.5
Ellie Kildunne	England	26.2
Enya Breen	Ireland	24.5

Top 10 Territory Gain (m)

Player	Team	Distance
Lina Queyroi	France	47.2
Ellie Kildunne	England	44.9
Helen Nelson	Scotland	44.5
Lleucu George	Wales	44.2
Helen Nelson	Scotland	44.0
Lisa Thompson	Scotland	43.9
Abby Dow	England	43.6
Zoe Harrison	England	42.4
Pauline Bourdon Sa...	France	42.2
Holly Aitchison	England	40.9

KICKS IN-PLAY

Total Territory Gain (m)

Player	Team	Total
Nicole Fowley	Ireland	647
Lina Queyroi	France	505
Sofia Stefan	Italy	396
Lleucu George	Wales	361
Dannah O'Brien	Ireland	307
Helen Nelson	Scotland	296
Zoe Harrison	England	283
Pauline Bourdon Sansus	France	225
Emilie Boulard	France	216
Veronica Madia	Italy	212

Average Box Kick Hangtime (s)

Player	Team	Avg.
Pauline Bourdon Sans...	France	3.6
Keira Bevan	Wales	3.5
Sofia Stefan	Italy	3.3
Sian Jones	Wales	2.9
Caity Mattinson	Scotland	2.8

Average Restart Kick Distance (m)

Player	Team	Avg.
Lleucu George	Wales	35.3
Dannah O'Brien	Ireland	34.7
Nicole Fowley	Ireland	34.1
Lisa Thompson	Scotland	34.1
Holly Aitchison	England	34.0
Lina Tuy	France	33.3
Beatrice Rigoni	Italy	31.6
Lina Queyroi	France	29.0

Average Restart Kick Hangtime (s)

Player	Team	Avg.
Holly Aitchison	England	3.4
Lina Tuy	France	3.3
Lleucu George	Wales	3.1
Dannah O'Brien	Ireland	3.0
Nicole Fowley	Ireland	3.0
Beatrice Rigoni	Italy	2.8
Lina Queyroi	France	2.6
Lisa Thompson	Scotland	2.5

Top 10 Box Kick Hangtimes (s)

Player	Team	Hangtime
Sofia Stefan	Italy	4.1
Pauline Bourdon Sans...	France	3.8
Sofia Stefan	Italy	3.7
Caity Mattinson	Scotland	3.6
Keira Bevan	Wales	3.6
Sofia Stefan	Italy	3.6
Sofia Stefan	Italy	3.6
Keira Bevan	Wales	3.5
Pauline Bourdon Sans...	France	3.5
Sofia Stefan	Italy	3.5

Top 10 Longest Goal Kicks (m)

Player	Team	Distance
Holly Aitchison	England	41.3
Holly Aitchison	England	37.1
Helen Nelson	Scotland	35.9
Holly Aitchison	England	35.8
Zoe Harrison	England	35.5
Holly Aitchison	England	34.3
Lina Queyroi	France	34.3
Lina Queyroi	France	33.3
Helen Nelson	Scotland	33.2
Nicole Fowley	Ireland	32.4

LINEOUTS

Average Lineout Throw Speed (km/h)

Player	Team	Avg.
Connie Powell	England	34.2
Lark Atkin-Davies	England	34.0
Kelsey Jones	Wales	32.4
Agathe Sochat	France	31.8
Carys Phillips	Wales	30.5
Neve Jones	Ireland	30.4
Elisa Riffonneau	France	30.0
Elis Martin	Scotland	29.8
Silvia Turani	Italy	29.1
Lana Skeldon	Scotland	28.8

Average Lineout Throw Distance (m)

Player	Team	Avg.
Agathe Sochat	France	9.7
Kelsey Jones	Wales	9.6
Elisa Riffonneau	France	9.2
Elis Martin	Scotland	8.8
Lark Atkin-Davies	England	8.4
Silvia Turani	Italy	8.4
Manon Bigot	France	8.3
Laura Gurioli	Italy	8.2
Lana Skeldon	Scotland	8.2
Vittoria Vecchini	Italy	7.9

Average Lineout Throw Spin Rate (rpm)












Player	Team	Avg.
Carys Phillips	Wales	348
Vittoria Vecchini	Italy	332
Kelsey Jones	Wales	330
Silvia Turani	Italy	327
Neve Jones	Ireland	319
Connie Powell	England	315
Agathe Sochat	France	310
Lark Atkin-Davies	England	305
Elis Martin	Scotland	287
Lana Skeldon	Scotland	285

Average Lineout Throw Spiral Efficiency (%)

Player	Team	Avg.
Agathe Sochat	France	96.6
Kelsey Jones	Wales	95.9
Vittoria Vecchini	Italy	95.7
Silvia Turani	Italy	95.5
Elis Martin	Scotland	94.8
Lana Skeldon	Scotland	94.5
Connie Powell	England	93.4
Neve Jones	Ireland	93.3
Carys Phillips	Wales	92.8
Manon Bigot	France	92.5

SCRUM HALVES

Player Comparison

Team Logo	Name	Kicks In-Play Count	Box Kick Count	Box Kicks Constested	Box Kicks Retained	Box Kicks Avg. Distance (m)	Box Kicks Avg. Hangtime (s)	Avg. Pass Distance (m)	Avg. Pass Speed (km/h)
	Alexandra Chambon	1						6.4	33.8
	Aoibheann Reilly							6.4	32.6
	Caity Mattinson	8	6			27.4	2.8	6.4	32.5
	Francesca Granzotto							5.7	32.7
	Keira Bevan	4	3			22.1	3.5	5.8	33.0
	Lucy Packer	1						6.1	31.9
	Mairi McDonald	2	1			26.6	3.1	6.9	35.4
	Molly Scuffil-McCabe							5.4	29.4
	Natasha Hunt	8	1			27.3	3.0	6.7	35.7
	Pauline Bourdon Sansus	14	4			23.9	3.6	6.5	32.3
	Sian Jones	2	2			23.2	2.9	5.2	31.4
	Sofia Stefan	26	20	2	2	17.9	3.3	6.2	33.2

FLY HALVES

Player Comparison

Team Logo	Name	Kicks In-Play Count	Kicks Consteded	Kicks Retained	Avg. Kick Distance (m)	Avg. Pass Distance (m)	Avg. Pass Speed (km/h)
	Dannah O'Brien	11	1	1	33.6	6.2	31.7
	Emma Stevanin	1			19.9	5.4	29.5
	Helen Nelson	11			32.1	5.0	27.9
	Holly Aitchison	8	1	1	22.0	6.7	28.7
	Lina Queyroi	20			30.8	6.0	28.4
	Lleucu George	19	2	2	29.8	4.0	25.5
	Morgane Bourgeois	1			30.2	3.8	30.0
	Nicole Fowley	24	1	1	32.3	5.2	29.6
	Veronica Madia	8			30.3	6.3	31.2
	Zoe Harrison	11			37.6	7.6	36.7