



MATCH PREVIEW
SCOTLAND VS FRANCE

SATURDAY 30TH MARCH



INDEX **PG**

MATCH EDITORIAL **3**

TEAM LEADERBOARDS

Passes **4**

Kicks **6**

Lineout **8**

PLAYER LEADERBOARDS

Kicks **9**

Passes **11**

Lineout **13**

HEAD-TO-HEAD

Scrum halves **14**

Fly halves **15**

SCOTLAND VS FRANCE

- Scotland had the highest pass-to-kick ratio in the opening round, averaging 10.6 passes per kick.
- 10% of France's passes against Ireland were longer than ten metres – a higher percentage than that achieved by any other team.
- France made the most kicks in play in Round 1, a total of 28; 11 of these were attacking kicks (chip, crossfield, or grubber).
- France scored two maul tries last weekend, but their lineout success rate was just 44%. They threw to the back four times – more than any other team.
- Caity Mattinson (449) and Pauline Bourdon (446) made more passing metres in Round 1 than any other players. Mattinson had the highest average spiral efficiency (93.5%); Bourdon had the longest average pass distance (seven metres).

[INDEX](#)[EDITORIAL](#)[TEAMS](#)[PLAYERS](#)[HEAD-TO-HEAD](#)

PASSES

Total Pass Count

Team	Round 1	Avg.	Total
England	211	211	211
France	180	180	180
Ireland	114	114	114
Italy	121	121	121
Scotland	131	131	131
Wales	107	107	107

Total Pass Distance (m)

Team	Round 1	Avg.	Total
England	1,271	1,271	1,271
France	1,033	1,033	1,033
Ireland	637	637	637
Italy	732	732	732
Scotland	752	752	752
Wales	614	614	614

Average Pass Distance (m)

Team	Round 1	Avg.
England	6.0	6.0
France	5.7	5.7
Ireland	5.6	5.6
Italy	6.0	6.0
Scotland	5.7	5.7
Wales	5.7	5.7

Average Pass Speed (km/h)

Team	Round 1	Avg.
England	31.5	31.5
France	27.9	27.9
Ireland	30.7	30.7
Italy	32.0	32.0
Scotland	29.7	29.7
Wales	30.5	30.5

PASSES

Pass/Kick Count Ratio

Team	Round 1	Avg.
England	10.6	10.6
France	6.4	6.4
Ireland	4.4	4.4
Italy	6.4	6.4
Scotland	10.9	10.9
Wales	7.1	7.1

Pass Breakdown for All Rounds

Team	Long >10m	Medium 5-10m	Short 0-5m
England	9.48%	54.50%	36.02%
France	10.00%	45.00%	45.00%
Ireland	3.51%	53.51%	42.98%
Italy	6.61%	56.20%	37.19%
Scotland	4.58%	58.02%	37.40%
Wales	1.87%	61.68%	36.45%

KICKS IN-PLAY

Kicks In-Play Breakdown

Team	50-22	Box	Chip	Clearance	Crossfield	Grubber	Up and Under	Total
England			3	13	3		1	20
France		1	6	16	2	3		28
Ireland				22			4	26
Italy		8	2	8				18
Scotland	1	3		8				12
Wales		3		7	1	1	1	13

Total Kicks In-Play Count

Team	Round 1	Avg.	Total
England	20	20	20
France	28	28	28
Ireland	26	26	26
Italy	18	18	18
Scotland	12	12	12
Wales	13	13	13

Total Kick Distance (m)

Team	Round 1	Avg.	Total
England	706	706	706
France	752	752	752
Ireland	806	806	806
Italy	414	414	414
Scotland	376	376	376
Wales	332	332	332

KICKS IN-PLAY

Average Kick Distance (m)

Team	Round 1	Avg.
England	35.3	35.3
France	26.9	26.9
Ireland	31.0	31.0
Italy	23.0	23.0
Scotland	31.4	31.4
Wales	25.5	25.5

Total Territory Gain (m)

Team	Round 1	Avg.	Total
England	620	620	620
France	652	652	652
Ireland	761	761	761
Italy	386	386	386
Scotland	348	348	348
Wales	283	283	283

Average Territory Gain per Kick (m)

Team	Round 1	Avg.
England	31.0	31.0
France	23.3	23.3
Ireland	29.3	29.3
Italy	21.4	21.4
Scotland	29.0	29.0
Wales	21.8	21.8

PENALTY KICKS TO TOUCH

Total Penalty Kicks to Touch Count

Team	Round 1	Avg.	Total
England	9	9	9
France	6	6	6
Ireland	5	5	5
Italy	5	5	5
Scotland	6	6	6
Wales	9	9	9

Total Territory Gain from Penalty Kicks to Touch (m)

Team	Round 1	Avg.	Total
England	146	146	146
France	67	67	67
Ireland	100	100	100
Italy	92	92	92
Scotland	64	64	64
Wales	117	117	117

Total Territory Conceded from Penalty Kicks To Touch (m)

Team	Round 1	Avg.	Total
England	92	92	92
France	100	100	100
Ireland	67	67	67
Italy	146	146	146
Scotland	117	117	117
Wales	64	64	64

LINEOUTS

Lineout Throwing

Team	Total	Front	Middle	Back	Long
England	17	11 (65%)	5 (29%)		1 (6%)
France	16	5 (31%)	5 (31%)	4 (25%)	2 (13%)
Ireland	9	7 (78%)	2 (22%)		
Italy	20	9 (45%)	10 (50%)	1 (5%)	
Scotland	15	6 (40%)	6 (40%)	3 (20%)	
Wales	10	2 (20%)	6 (60%)	2 (20%)	

Lineout Success by Round

Team	Round 1
England	8/17 (47%)
France	7/16 (44%)
Ireland	3/9 (33%)
Italy	16/20 (80%)
Scotland	10/15 (67%)
Wales	9/10 (90%)

Lineout Distance vs. Success

Team	Front Success / Count (%)	Middle Success / Count (%)	Back Success / Count (%)	Long Success / Count (%)	Success / Total (%)
England	7/11 (64%)	1/5 (20%)		0/1 (0%)	8/17 (47%)
France	3/5 (60%)	3/5 (60%)	1/4 (25%)	0/2 (0%)	7/16 (44%)
Ireland	3/7 (43%)	0/2 (0%)			3/9 (33%)
Italy	6/9 (67%)	9/10 (90%)	1/1 (100%)		16/20 (80%)
Scotland	6/6 (100%)	4/6 (67%)	0/3 (0%)		10/15 (67%)
Wales	2/2 (100%)	6/6 (100%)	1/2 (50%)		9/10 (90%)

Lineout Throw Averages

Team	Avg. Distance (m)	Avg. Speed (km/h)	Avg. Spin Rate (rpm)	Avg. of Efficiency (%)
England	7.4	33.2	294	92
France	10.3	31.2	304	96
Ireland	6.8	30.5	312	94
Italy	8.3	27.5	310	93
Scotland	8.3	28.6	290	94
Wales	9.3	32.4	330	96

PASSES

Total Pass Distance (m)

Scrum Halves

Player	Team	Total
Caity Mattinson	Scotland	449
Pauline Bourdon	France	446
Keira Bevan	Wales	364
Aoibheann Reilly	Ireland	351
Lucy Packer	England	329
Sofia Stefan	Italy	290
Natasha Hunt	England	199
Francesca Granzotto	Italy	132
Alexandra Chambon	France	105
Molly Scuffil-McCabe	Ireland	62

Average Pass Speed (km/h)

Scrum Halves

Player	Team	Avg.
Natasha Hunt	England	37.1
Sofia Stefan	Italy	36.3
Keira Bevan	Wales	33.5
Aoibheann Reilly	Ireland	33.5
Alexandra Chambon	France	33.3
Francesca Granzotto	Italy	32.7
Caity Mattinson	Scotland	32.3
Molly Scuffil-McCabe	Ireland	32.1
Lucy Packer	England	32.1
Pauline Bourdon	France	31.6

Total Pass Count

Player	Team	Count
Caity Mattinson	Scotland	73
Pauline Bourdon	France	64
Keira Bevan	Wales	58
Aoibheann Reilly	Ireland	56
Lucy Packer	England	54
Sofia Stefan	Italy	42
Natasha Hunt	England	29
Zoe Harrison	England	27
Lina Queyroi	France	24

Average Pass Distance (m)

Scrum Halves

Player	Team	Avg.
Pauline Bourdon	France	7.0
Sofia Stefan	Italy	6.9
Natasha Hunt	England	6.9
Alexandra Chambon	France	6.6
Aoibheann Reilly	Ireland	6.3
Keira Bevan	Wales	6.3
Caity Mattinson	Scotland	6.1
Lucy Packer	England	6.1
Francesca Granzotto	Italy	5.7
Molly Scuffil-McCabe	Ireland	5.7

Average Pass Spiral Efficiency (%)

Scrum Halves

Player	Team	Avg.
Caity Mattinson	Scotland	93.5
Alexandra Chambon	France	93.5
Natasha Hunt	England	91.7
Molly Scuffil-McCabe	Ireland	91.0
Pauline Bourdon	France	90.6
Aoibheann Reilly	Ireland	90.0
Sofia Stefan	Italy	89.7
Keira Bevan	Wales	89.3
Lucy Packer	England	88.7
Francesca Granzotto	Italy	87.8

PASSES

Total Pass Distance (m)

Fly Half

Player	Team	Total
Zoe Harrison	England	203
Lina Queyroi	France	164
Veronica Madia	Italy	116
Helen Nelson	Scotland	108
Lleucu George	Wales	89
Holly Aitchison	England	78
Dannah O'Brien	Ireland	51
Nicole Fowley	Ireland	50
Emma Stevanin	Italy	37
Morgane Bourgeois	France	15

Average Pass Distance (m)

Fly Half

Player	Team	Avg.
Dannah O'Brien	Ireland	10.1
Zoe Harrison	England	7.5
Lina Queyroi	France	6.8
Holly Aitchison	England	6.5
Helen Nelson	Scotland	6.0
Veronica Madia	Italy	5.8
Lleucu George	Wales	5.6
Emma Stevanin	Italy	5.3
Nicole Fowley	Ireland	5.0

Average Pass Speed (km/h)

Fly Half

Player	Team	Avg.
Zoe Harrison	England	37.0
Dannah O'Brien	Ireland	34.7
Nicole Fowley	Ireland	31.3
Veronica Madia	Italy	29.6
Emma Stevanin	Italy	29.4
Holly Aitchison	England	28.6
Lina Queyroi	France	28.4
Lleucu George	Wales	27.4
Helen Nelson	Scotland	27.1

Top 10 Longest Passes (m)

Player	Team	Distance
Meryl Smith	Scotland	18.5
Holly Aitchison	England	18.5
Beatrice Rigoni	Italy	18.2
Emily Scarratt	England	17.5
Beatrice Rigoni	Italy	16.7
Abby Dow	England	16.2
Lina Queyroi	France	16.2
Zoe Harrison	England	16.1
Lina Queyroi	France	16.0
Pauline Bourdon	France	15.7

KICKS IN-PLAY

Total Kicks In-Play Count

Player	Team	Count
Nicole Fowley	Ireland	17
Lina Queyroi	France	10
Sofia Stefan	Italy	10
Zoe Harrison	England	9
Dannah O'Brien	Ireland	7
Lleucu George	Wales	7
Pauline Bourdon	France	7
Emilie Boulard	France	6
Meryl Smith	Scotland	5
Veronica Madia	Italy	4

Top 10 Longest Kicks (m)

Player	Team	Distance
Ellie Kildunne	England	46.9
Zoe Harrison	England	46.0
Zoe Harrison	England	44.0
Pauline Bourdon	France	43.1
Zoe Harrison	England	42.7
Nicole Fowley	Ireland	41.6
Lleucu George	Wales	41.4
Meryl Smith	Scotland	41.4
Zoe Harrison	England	41.0
Nicole Fowley	Ireland	40.9

Average Territory Gain (m)

Player	Team	Avg.
Holly Aitchison	England	34.2
Nicole Fowley	Ireland	31.5
Helena Rowland	England	30.0
Meryl Smith	Scotland	29.9
Zoe Harrison	England	29.8
Dannah O'Brien	Ireland	28.5
Caity Mattinson	Scotland	28.5
Beatrice Rigoni	Italy	28.3
Lisa Thompson	Scotland	28.2
Helen Nelson	Scotland	28.2

Total Kick Distance (m)

Player	Team	Total
Nicole Fowley	Ireland	540
Zoe Harrison	England	330
Lina Queyroi	France	287
Dannah O'Brien	Ireland	220
Pauline Bourdon	France	201
Sofia Stefan	Italy	184
Lleucu George	Wales	176
Meryl Smith	Scotland	166
Emilie Boulard	France	151
Veronica Madia	Italy	126

Average Kick Distance (m)

Player	Team	Avg.
Holly Aitchison	England	38.5
Zoe Harrison	England	36.7
Meryl Smith	Scotland	33.2
Helen Nelson	Scotland	33.2
Helena Rowland	England	32.4
Nicole Fowley	Ireland	31.8
Veronica Madia	Italy	31.6
Dannah O'Brien	Ireland	31.4
Emily Scarratt	England	31.3
Caity Mattinson	Scotland	31.2

Top 10 Territory Gain (m)

Player	Team	Distance
Ellie Kildunne	England	45.5
Abby Dow	England	43.6
Zoe Harrison	England	42.4
Pauline Bourdon	France	42.2
Meryl Smith	Scotland	40.9
Holly Aitchison	England	40.9
Zoe Harrison	England	40.8
Nicole Fowley	Ireland	40.6
Lleucu George	Wales	40.6
Nicole Fowley	Ireland	39.8

KICKS IN-PLAY

Total Territory Gain (m)

Player	Team	Total
Nicole Fowley	Ireland	535
Zoe Harrison	England	268
Lina Queyroi	France	245
Dannah O'Brien	Ireland	200
Pauline Bourdon	France	191
Sofia Stefan	Italy	188
Meryl Smith	Scotland	149
Lleucu George	Wales	142
Emilie Boulard	France	129
Veronica Madia	Italy	103

Average Box Kick Hangtime (s)

Player	Team	Avg.
Keira Bevan	Wales	3.4
Sofia Stefan	Italy	3.4
Caity Mattinson	Scotland	2.8

Average Restart Kick Distance (m)

Player	Team	Avg.
Dannah O'Brien	Ireland	37.2
Nicole Fowley	Ireland	34.3
Lleucu George	Wales	34.2
Beatrice Rigoni	Italy	34.0
Lina Tuy	France	33.7
Lina Queyroi	France	31.7
Lisa Thompson	Scotland	31.6

Average Restart Kick Hangtime (s)

Player	Team	Avg.
Lina Tuy	France	3.3
Dannah O'Brien	Ireland	3.2
Lleucu George	Wales	3.2
Nicole Fowley	Ireland	3.0
Beatrice Rigoni	Italy	2.8
Lisa Thompson	Scotland	2.3
Lina Queyroi	France	2.2

Top 10 Box Kick Hangtimes (s)

Player	Team	Hangtime
Keira Bevan	Wales	3.5
Pauline Bourdon	France	3.5
Sofia Stefan	Italy	3.5
Sofia Stefan	Italy	3.5
Sofia Stefan	Italy	3.5
Sofia Stefan	Italy	3.4
Keira Bevan	Wales	3.4
Sofia Stefan	Italy	3.4
Sofia Stefan	Italy	3.3
Sofia Stefan	Italy	3.3

Top 10 Longest Goal Kicks (m)

Player	Team	Distance
Helen Nelson	Scotland	35.9
Helen Nelson	Scotland	33.2
Nicole Fowley	Ireland	32.4
Morgane Bourge...	France	27.0
Lina Queyroi	France	26.6
Lina Queyroi	France	25.7
Keira Bevan	Wales	22.9
Holly Aitchison	England	22.3
Zoe Harrison	England	21.9
Keira Bevan	Wales	21.5

LINEOUTS

Average Lineout Throw Speed (km/h)

Player	Team	Avg.
Connie Powell	England	33.9
Lark Atkin-Davies	England	32.9
Carys Phillips	Wales	32.6
Kelsey Jones	Wales	32.4
Agathe Sochat	France	31.1
Neve Jones	Ireland	30.5
Elisa Riffonneau	France	30.0
Silvia Turani	Italy	29.1
Lana Skeldon	Scotland	28.8
Elis Martin	Scotland	28.1

Average Lineout Throw Spin Rate (rpm)

Player	Team	Avg.
Kelsey Jones	Wales	330
Carys Phillips	Wales	330
Silvia Turani	Italy	326
Neve Jones	Ireland	312
Agathe Sochat	France	307
Elis Martin	Scotland	302
Connie Powell	England	300
Lark Atkin-Davies	England	290
Lana Skeldon	Scotland	285
Elisa Riffonneau	France	267

Average Lineout Throw Distance (m)












Player	Team	Avg.
Agathe Sochat	France	10.2
Kelsey Jones	Wales	9.6
Elisa Riffonneau	France	9.2
Elis Martin	Scotland	8.6
Silvia Turani	Italy	8.3
Lana Skeldon	Scotland	8.2
Carys Phillips	Wales	8.2
Laura Gurioli	Italy	8.1
Lark Atkin-Davies	England	7.7
Neve Jones	Ireland	6.8

Average Lineout Throw Spiral Efficiency (%)

Player	Team	Avg.
Agathe Sochat	France	96.8
Kelsey Jones	Wales	95.9
Silvia Turani	Italy	95.4
Lana Skeldon	Scotland	94.4
Carys Phillips	Wales	94.4
Neve Jones	Ireland	93.6
Connie Powell	England	93.0
Elis Martin	Scotland	92.0
Elisa Riffonneau	France	91.9
Lark Atkin-Davies	England	90.8

SCRUM HALVES

Player Comparison

Team Logo	Name	Kicks In-Play Count	Box Kick Count	Box Kicks Constested	Box Kicks Retained	Box Kicks Avg. Distance (m)	Box Kicks Avg. Hangtime (s)	Avg. Pass Distance (m)	Avg. Pass Speed (km/h)
	Alexandra Chambon	1						6.6	33.3
	Aoibheann Reilly							6.3	33.5
	Caity Mattinson	3	3			31.2	2.8	6.1	32.3
	Francesca Granzotto							5.7	32.7
	Keira Bevan	3	2			23.5	3.4	6.3	33.5
	Lucy Packer							6.1	32.1
	Molly Scuffil-McCabe							5.7	32.1
	Natasha Hunt	1						6.9	37.1
	Pauline Bourdon	7	1			26.5	3.5	7.0	31.6
	Sian Jones	1	1			23.0	3.1	5.6	29.8
	Sofia Stefan	10	8	4	2	16.5	3.4	6.9	36.3

FLY HALVES

Player Comparison

Team Logo	Name	Kicks In-Play Count	Kicks Consteded	Kicks Retained	Avg. Kick Distance (m)	Avg. Pass Distance (m)	Avg. Pass Speed (km/h)
	.. Dannah O'Brien	7			31.4	10.1	34.7
	.. Emma Stevanin	1			19.9	5.3	29.4
	.. Helen Nelson	2			33.2	6.0	27.1
	.. Holly Aitchison	2			38.5	6.5	28.6
	.. Lina Queyroi	10	1		28.7	6.8	28.4
	.. Lleucu George	7	2	2	25.2	5.6	27.4
	.. Morgane Bourgeois	1			30.7	5.1	29.5
	.. Nicole Fowley	17			31.8	5.0	31.3
	.. Veronica Madia	4			31.6	5.8	29.6
	.. Zoe Harrison	9			36.7	7.5	37.0



GUINNESS

W6N

SPORTABLE®

Sage