



PREVIEW REPORT



ENGLAND vs WALES
GUINNESS WOMEN'S SIX NATIONS 2024
ROUND 2



ENGLAND vs WALES

2024 GUINNESS WOMEN'S SIX NATIONS



OPTA FACTS

- England have won 25 of their previous 27 Guinness Women's Six Nations matches against Wales (L2, incl. Home/Five Nations), including each of their last seven by an average margin of 47 points; England have restricted Wales to just seven points scored or fewer in seven of their last eight home Championship meetings, including four shutouts.
- England have won each of their last 25 games in the Guinness Women's Six Nations, the longest winning run by any team in the history of the men's or women's Championships – England have restricted their opponents to just seven points scored or fewer in 15 of their last 18 games in the Championship, including seven shutouts.
- England have won 40 of their 42 Guinness Women's Six Nations home matches since Italy joined the Championship in 2007 (L2, both to France), including each of their last 19 by an average margin of 37 points.
- Wales have won three of their six Guinness Women's Six Nations games since the start of 2023 (L3) – they lost their opening game this year by a margin of just two points (18-20 v Scotland), however, they have won each of their last two Round 2 fixtures in the Championship.
- Wales have alternated between victory and defeat across their last six Guinness Women's Six Nations away games (W3 L3), winning their most recent away match by a margin of 26 points (36-10 v Italy in 2023), their largest away win in the Championship since 2015 (39-3 v Scotland).
- England made more line breaks (7) and beat more defenders (30) than any other side across the opening round of this year's Guinness Women's Six Nations – the Red Roses also had the highest dominant carry (54%) and tackle evasion (25%) rates of any team last weekend.
- England conceded just six penalties against Italy last weekend, the fewest of any side across the opening round of this year's Guinness Women's Six Nations, however, they were one of just three sides to be shown a yellow card and the only one to be shown a red, while Wales were one of three sides not to receive a card of any colour last weekend.
- Wales were the only team to win 90%+ of their own lineouts in the opening round of this year's Guinness Women's Six Nations (91%) and one of two teams to steal multiple opposition lineouts (2), alongside England (3), who themselves were one of just two teams with a 100% success rate on their own scrums last weekend (6/6, also France).
- England's Ellie Kildunne was the only player to score two tries in the opening round of this year's Guinness Women's Six Nations – she was also one of just five players to make a round-high two line breaks and one of two to beat a round-high seven defenders, alongside teammate Helena Rowland.
- Wales duo Alex Callender and Bethan Lewis ranked joint-third for tackles made in the opening round of this year's Guinness Women's Six Nations (19 each) and were also two of just four players to win multiple jackal turnovers last weekend (2 each).



ENGLAND MATCH SQUAD DETAILS

2024 GUINNESS WOMEN'S SIX NATIONS



| # | Player | Date of Birth | Age | Height | Weight |
|----|-------------------|---------------|-----|--------|--------|
| 15 | Ellie Kildunne | 08/09/1999 | 24 | 175 | 65 |
| 14 | Abby Dow | 29/09/1997 | 26 | 168 | 72 |
| 13 | Megan Jones | 23/10/1996 | 27 | 160 | 67 |
| 12 | Tatyana Heard | 14/01/1995 | 29 | 164 | 75 |
| 11 | Jess Breach | 04/11/1997 | 26 | 168 | 73 |
| 10 | Holly Aitchison | 13/09/1997 | 26 | 175 | 69 |
| 9 | Natasha Hunt | 21/03/1989 | 35 | 165 | 67 |
| 1 | Hannah Botterman | 08/06/1999 | 24 | 158 | 103 |
| 2 | Lark Atkin-Davies | 03/03/1995 | 29 | 162 | 85 |
| 3 | Maud Muir | 12/07/2001 | 22 | 164 | 100 |
| 4 | Zoe Aldcroft | 19/11/1996 | 27 | 181 | 85 |
| 5 | Rosie Galligan | 30/04/1998 | 25 | 175 | 85 |
| 6 | Sadia Kabeya | 22/02/2002 | 22 | 170 | |
| 7 | Marlie Packer | 02/10/1989 | 34 | 165 | 78 |
| 8 | Alex Matthews | 03/08/1993 | 30 | 173 | 81 |
| 16 | Connie Powell | 13/07/2000 | 23 | 165 | 88 |
| 17 | Mackenzie Carson | 24/06/1998 | 25 | 170 | 94 |
| 18 | Kelsey Clifford | 11/12/2001 | 22 | 168 | 105 |
| 19 | Abbie Ward | 27/03/1993 | 31 | 181 | 86 |
| 20 | Maddie Feaunati | 18/05/2002 | 21 | 171 | 85 |
| 21 | Lucy Packer | 02/02/2000 | 24 | 161 | 55 |
| 22 | Zoe Harrison | 14/04/1998 | 25 | 173 | 73 |
| 23 | Sydney Gregson | 20/01/1996 | 28 | 165 | 68 |



WALES MATCH SQUAD DETAILS

2024 GUINNESS WOMEN'S SIX NATIONS



| # | Player | Date of Birth | Age | Height | Weight |
|----|-------------------|---------------|-----|--------|--------|
| 15 | Jenny Hesketh | 15/04/2002 | 21 | 165 | 65 |
| 14 | Jasmine Joyce | 09/10/1995 | 28 | 165 | 61 |
| 13 | Hannah Jones | 14/11/1996 | 27 | 172 | 67 |
| 12 | Kerin Lake | 24/05/1990 | 33 | 163 | 79 |
| 11 | Carys Cox | 05/11/1998 | 25 | 170 | 78 |
| 10 | Lleucu George | 12/01/2000 | 24 | 163 | 85 |
| 9 | Sian Jones | 12/03/2004 | 20 | 152 | 63 |
| 1 | Gwenllian Pyrs | 28/11/1997 | 26 | 170 | 101 |
| 2 | Carys Phillips | 12/11/1992 | 31 | 168 | 97 |
| 3 | Donna Rose | 05/06/1991 | 32 | 185 | 120 |
| 4 | Abbie Fleming | 31/03/1996 | 27 | 173 | 85 |
| 5 | Georgia Evans | 29/01/1997 | 27 | 168 | 77 |
| 6 | Kate Williams | 05/04/2000 | 23 | 170 | 83 |
| 7 | Alex Callender | 29/07/2000 | 23 | 163 | 73 |
| 8 | Bethan Lewis | 19/02/1999 | 25 | 168 | 76 |
| 16 | Kelsey Jones | 04/09/1997 | 26 | 165 | 88 |
| 17 | Abbey Constable | 18/06/1991 | 32 | 166 | 100 |
| 18 | Sisilia Tuipulotu | 14/08/2003 | 20 | 175 | 113 |
| 19 | Natalia John | 15/02/1996 | 28 | 174 | 90 |
| 20 | Alisha Butchers | 14/06/1997 | 26 | 165 | 73 |
| 21 | Keira Bevan | 28/04/1997 | 26 | 155 | 57 |
| 22 | Kayleigh Powell | 18/02/1999 | 25 | 155 | 67 |
| 23 | Nel Metcalfe | 17/12/2004 | 19 | 168 | 65 |



ENGLAND SQUAD DETAILS



| Player | 6N Caps | Age | Height | Weight |
|---------------------|---------|-----|--------|--------|
| Abbie Ward | 27 | 31 | 181 | 86 |
| Abby Dow | 18 | 26 | 168 | 72 |
| Alex Matthews | 19 | 30 | 173 | 81 |
| Amy Cokayne | 34 | 27 | 167 | 86 |
| Catherine O'Donnell | 13 | 27 | 181 | 93 |
| Connie Powell | 6 | 23 | 165 | 88 |
| Ella Wyrwas | 3 | 25 | 160 | 63 |
| Ellie Kildunne | 18 | 24 | 175 | 65 |
| Emily Scarratt | 48 | 34 | 181 | 81 |
| Emma Sing | 5 | 23 | 177 | 76 |
| Hannah Botterman | 15 | 24 | 158 | 103 |
| Helena Rowland | 12 | 24 | 168 | 66 |
| Holly Aitchison | 10 | 26 | 175 | 69 |
| Jess Breach | 20 | 26 | 168 | 73 |
| Kelsey Clifford | 3 | 22 | 168 | 105 |
| Lark Atkin-Davies | 27 | 29 | 162 | 85 |
| Lizzie Hanlon | 0 | 22 | 173 | 77 |
| Lucy Packer | 9 | 24 | 161 | 55 |
| Mackenzie Carson | 6 | 25 | 170 | 94 |
| Maddie Feaunati | 1 | 21 | 171 | 85 |
| Marlie Packer | 37 | 34 | 165 | 78 |
| Maud Muir | 9 | 22 | 164 | 100 |
| Megan Jones | 3 | 27 | 160 | 67 |
| Morwenna Talling | 3 | 21 | 185 | 84 |
| Natasha Hunt | 26 | 35 | 165 | 67 |
| Poppy Cleall | 34 | 31 | 181 | 96 |
| Rosie Galligan | 6 | 25 | 175 | 85 |
| Sadia Kabeya | 7 | 22 | 170 | |
| Sarah Beckett | 18 | 25 | 178 | 100 |
| Sophie Bridger | 0 | 23 | 169 | 75 |
| Sydney Gregson | 3 | 28 | 165 | 68 |
| Tatyana Heard | 7 | 29 | 164 | 75 |
| Vicky Laffin | 0 | 24 | 178 | 65 |
| Zoe Aldcroft | 17 | 27 | 181 | 85 |
| Zoe Harrison | 19 | 25 | 173 | 73 |



WALES SQUAD DETAILS



| Player | 6N Caps | Age | Height | Weight |
|--------------------|---------|-----|--------|--------|
| Abbey Constable | 1 | 32 | 166 | 100 |
| Abbie Fleming | 7 | 27 | 173 | 85 |
| Alex Callender | 18 | 23 | 163 | 73 |
| Alisha Butchers | 30 | 26 | 165 | 73 |
| Amelia Tutt | 1 | 20 | 170 | 83 |
| Bethan Lewis | 25 | 25 | 168 | 76 |
| Bryonie King | 3 | 20 | 175 | 78 |
| Carys Cox | 1 | 25 | 170 | 78 |
| Carys Phillips | 45 | 31 | 168 | 97 |
| Catherine Richards | 0 | 23 | 167 | 61 |
| Courtney Keight | 8 | 26 | 170 | 80 |
| Donna Rose | 9 | 32 | 185 | 120 |
| Georgia Evans | 13 | 27 | 168 | 77 |
| Gwen Crabb | 17 | 24 | 171 | 88 |
| Gwenllian Prys | 20 | 26 | 170 | 101 |
| Gwennan Hopkins | 0 | 19 | 168 | 80 |
| Hannah Bluck | 8 | 26 | 168 | 81 |
| Hannah Jones | 34 | 27 | 172 | 67 |
| Jasmine Joyce | 19 | 28 | 165 | 61 |
| Jenni Scoble | 0 | 31 | 163 | 84 |
| Jenny Hesketh | 1 | 21 | 165 | 65 |
| Kate Williams | 6 | 23 | 170 | 83 |
| Kayleigh Powell | 8 | 25 | 155 | 67 |
| Keira Bevan | 36 | 26 | 155 | 57 |
| Kelsey Jones | 24 | 26 | 165 | 88 |
| Kerin Lake | 36 | 33 | 163 | 79 |
| Lisa Neumann | 25 | 30 | 174 | 73 |
| Lleucu George | 9 | 24 | 163 | 85 |
| Megan Davies | 3 | 22 | 157 | 66 |
| Mollie Wilkinson | 0 | 20 | 170 | 66 |
| Molly Reardon | 0 | 20 | 163 | 84 |
| Natalia John | 22 | 28 | 174 | 90 |
| Nel Metcalfe | 1 | 19 | 168 | 65 |
| Niamh Terry | 4 | 23 | 165 | 70 |
| Shona Wakley | 33 | 32 | 173 | 88 |
| Sian Jones | 1 | 20 | 152 | 63 |
| Sisilia Tuipulotu | 8 | 20 | 175 | 113 |



LAST MATCH - ENGLAND

Women's Six Nations v Italy
 (24/03/2024)
0-48 (W)

| # | Player | Minutes | Points | Tries | Ball Carries | Kicks | Tackles | Cards |
|----|-------------------|---------|--------|-------|--------------|-------|---------|-------|
| 15 | Ellie Kildunne | 80 | 10 | 2 | 15 | 1 | 8 | 0 |
| 14 | Abby Dow | 80 | 0 | 0 | 5 | 1 | 10 | 0 |
| 13 | Helena Rowland | 70 | 5 | 1 | 10 | 2 | 9 | 1 |
| 12 | Emily Scarratt | 51 | 0 | 0 | 5 | 3 | 3 | 0 |
| 11 | Jess Breach | 80 | 0 | 0 | 11 | 0 | 3 | 0 |
| 10 | Zoe Harrison | 62 | 6 | 0 | 3 | 11 | 4 | 0 |
| 9 | Lucy Packer | 55 | 0 | 0 | 5 | 0 | 4 | 0 |
| 1 | Hannah Botterman | 51 | 5 | 1 | 10 | 0 | 3 | 0 |
| 2 | Lark Atkin-Davies | 51 | 0 | 0 | 2 | 0 | 13 | 0 |
| 3 | Kelsey Clifford | 51 | 0 | 0 | 4 | 0 | 8 | 0 |
| 4 | Zoe Aldcroft | 80 | 0 | 0 | 8 | 0 | 19 | 0 |
| 5 | Abbie Ward | 80 | 5 | 1 | 10 | 0 | 11 | 0 |
| 6 | Sadia Kabeya | 59 | 0 | 0 | 9 | 0 | 8 | 0 |
| 7 | Marlie Packer | 59 | 5 | 1 | 9 | 0 | 8 | 0 |
| 8 | Sarah Beckett | 11 | 0 | 0 | 1 | 0 | 1 | 1 |
| 16 | Connie Powell | 29 | 5 | 1 | 5 | 0 | 6 | 0 |
| 17 | Mackenzie Carson | 29 | 5 | 1 | 3 | 0 | 6 | 0 |
| 18 | Maud Muir | 29 | 0 | 0 | 6 | 0 | 4 | 0 |
| 19 | Maddie Feaunati | 21 | 0 | 0 | 1 | 0 | 4 | 0 |
| 20 | Alex Matthews | 21 | 0 | 0 | 1 | 0 | 5 | 0 |
| 21 | Natasha Hunt | 25 | 0 | 0 | 1 | 1 | 2 | 0 |
| 22 | Holly Aitchison | 29 | 2 | 0 | 3 | 2 | 2 | 0 |
| 23 | Megan Jones | 18 | 0 | 0 | 2 | 0 | 3 | 0 |



LAST MATCH - WALES

**Women's Six Nations v
 Scotland (23/03/2024)
 18-20 (L)**

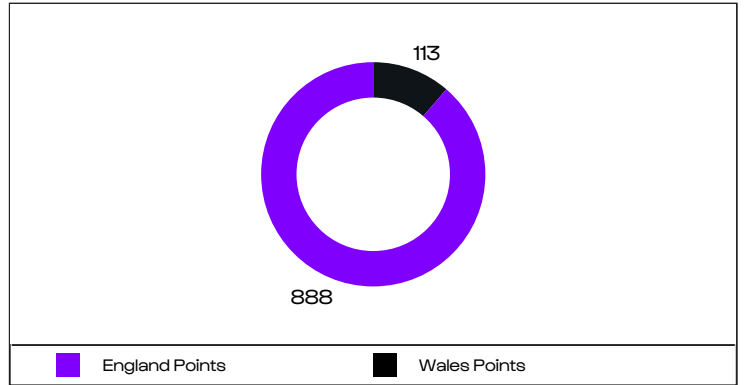
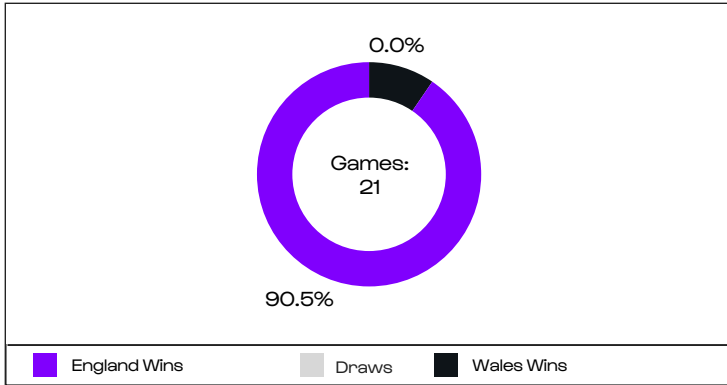
| # | Player | Minutes | Points | Tries | Ball Carries | Kicks | Tackles | Cards |
|----|-------------------|---------|--------|-------|--------------|-------|---------|-------|
| 15 | Jenny Hesketh | 80 | 0 | 0 | 4 | 1 | 6 | 0 |
| 14 | Jasmine Joyce | 80 | 0 | 0 | 7 | 1 | 6 | 0 |
| 13 | Hannah Jones | 80 | 0 | 0 | 3 | 0 | 8 | 0 |
| 12 | Kerin Lake | 80 | 0 | 0 | 2 | 2 | 8 | 0 |
| 11 | Nel Metcalfe | 54 | 0 | 0 | 2 | 0 | 6 | 0 |
| 10 | Lleucu George | 80 | 0 | 0 | 6 | 11 | 8 | 0 |
| 9 | Keira Bevan | 74 | 8 | 0 | 5 | 3 | 7 | 0 |
| 1 | Gwenllïan Prys | 80 | 0 | 0 | 12 | 0 | 10 | 0 |
| 2 | Kelsey Jones | 66 | 0 | 0 | 4 | 0 | 9 | 0 |
| 3 | Sisilia Tuipulotu | 66 | 5 | 1 | 5 | 0 | 8 | 0 |
| 4 | Natalia John | 41 | 0 | 0 | 4 | 0 | 6 | 0 |
| 5 | Abbie Fleming | 80 | 0 | 0 | 8 | 0 | 17 | 0 |
| 6 | Alisha Butchers | 61 | 0 | 0 | 6 | 0 | 11 | 0 |
| 7 | Alex Callender | 80 | 5 | 1 | 9 | 1 | 20 | 0 |
| 8 | Bethan Lewis | 80 | 0 | 0 | 14 | 0 | 19 | 0 |
| 16 | Carys Phillips | 14 | 0 | 0 | 3 | 0 | 1 | 0 |
| 17 | Abbey Constable | 0 | 0 | 0 | 0 | 0 | 0 | 0 |
| 18 | Donna Rose | 14 | 0 | 0 | 1 | 0 | 5 | 0 |
| 19 | Georgia Evans | 40 | 0 | 0 | 3 | 0 | 12 | 0 |
| 20 | Kate Williams | 19 | 0 | 0 | 1 | 0 | 7 | 0 |
| 21 | Sian Jones | 6 | 0 | 0 | 1 | 1 | 0 | 0 |
| 22 | Kayleigh Powell | 0 | 0 | 0 | 0 | 0 | 0 | 0 |
| 23 | Carys Cox | 26 | 0 | 0 | 1 | 0 | 4 | 0 |



HEAD TO HEAD

GUINNESS WOMEN'S SIX NATIONS

| | Games | England Wins | Draws | Wales Wins |
|------------------|-------|--------------|-------|------------|
| Overall: | 21 | 19 | 0 | 2 |
| England at Home: | 11 | 11 | 0 | 0 |
| Wales at Home: | 10 | 8 | 0 | 2 |



GUINNESS WOMEN'S SIX NATIONS MEETINGS

| Year | Date | Home | Score | Away | Venue | Winner |
|------|------------|---------|-------|---------|--------------------------|---------|
| 2023 | 15/04/2023 | Wales | 3-59 | England | Cardiff Arms Park | England |
| 2022 | 09/04/2022 | England | 58-5 | Wales | Kingsholm, Gloucester | England |
| 2020 | 07/03/2020 | England | 66-7 | Wales | Twickenham Stoop | England |
| 2019 | 24/02/2019 | Wales | 12-51 | England | Cardiff Arms Park | England |
| 2018 | 10/02/2018 | England | 52-0 | Wales | Twickenham Stoop | England |
| 2017 | 10/02/2017 | Wales | 0-63 | England | Cardiff Arms Park | England |
| 2016 | 12/03/2016 | England | 20-13 | Wales | Twickenham Stoop | England |
| 2015 | 08/02/2015 | Wales | 13-0 | England | St Helen's, Swansea | Wales |
| 2014 | 07/03/2014 | England | 35-3 | Wales | Twickenham Stoop | England |
| 2013 | 17/03/2013 | Wales | 16-20 | England | Aberavon RFC | England |
| 2012 | 25/02/2012 | England | 33-0 | Wales | Twickenham | England |
| 2011 | 06/02/2011 | Wales | 0-19 | England | Pandy Park, Cross Keys | England |
| 2010 | 06/02/2010 | England | 31-0 | Wales | Esher | England |
| 2009 | 14/02/2009 | Wales | 16-15 | England | Cae Gwyn, Rhondda | Wales |
| 2008 | 02/02/2008 | England | 55-0 | Wales | London Irish | England |
| 2007 | 17/03/2007 | Wales | 0-30 | England | Cae Gwyn, Rhondda | England |
| 2006 | 04/02/2006 | England | 38-15 | Wales | Old Albanians, St Albans | England |
| 2005 | 04/02/2005 | Wales | 0-81 | England | Arms Park, Cardiff | England |
| 2004 | 20/03/2004 | England | 53-3 | Wales | Twickenham Stoop | England |
| 2003 | 21/02/2003 | Wales | 7-69 | England | Arms Park, Cardiff | England |
| 2002 | 23/03/2002 | England | 40-0 | Wales | London Welsh | England |



RESULTS

| ENGLAND | | | | | | | | |
|------------|----------|---------------------|-----|--------|----|----|----|----|
| Date | Opponent | Comp | H/A | Result | F | A | TF | TA |
| 25/03/2023 | Scotland | Women's Six Nations | H | W | 58 | 7 | 10 | 1 |
| 02/04/2023 | Italy | Women's Six Nations | H | W | 68 | 5 | 12 | 1 |
| 15/04/2023 | Wales | Women's Six Nations | A | W | 59 | 3 | 9 | 0 |
| 22/04/2023 | Ireland | Women's Six Nations | A | W | 48 | 0 | 8 | 0 |
| 29/04/2023 | France | Women's Six Nations | H | W | 38 | 33 | 6 | 5 |
| 24/03/2024 | Italy | Women's Six Nations | A | W | 48 | 0 | 8 | 0 |
| Average | | | | | 53 | 8 | 9 | 1 |

| WALES | | | | | | | | |
|------------|----------|---------------------|-----|--------|----|----|----|----|
| Date | Opponent | Comp | H/A | Result | F | A | TF | TA |
| 25/03/2023 | Ireland | Women's Six Nations | H | W | 31 | 5 | 5 | 1 |
| 01/04/2023 | Scotland | Women's Six Nations | A | W | 34 | 22 | 5 | 3 |
| 15/04/2023 | England | Women's Six Nations | H | L | 3 | 59 | 0 | 9 |
| 23/04/2023 | France | Women's Six Nations | A | L | 14 | 39 | 2 | 6 |
| 29/04/2023 | Italy | Women's Six Nations | A | W | 36 | 10 | 5 | 1 |
| 23/03/2024 | Scotland | Women's Six Nations | H | L | 18 | 20 | 2 | 2 |
| Average | | | | | 23 | 26 | 3 | 4 |



LAST MEETING - PLAYER STATISTICS

| WALES | | | | | | | | | | |
|-------|-------------------|----------------|-------|--------|--------------|------------------|---------|--------------------|---------------|--------------------|
| # | Player | Minutes Played | Tries | Points | Ball Carries | Defenders Beaten | Tackles | Successful Tackles | Turnovers Won | Penalties Conceded |
| 15 | Courtney Keight | 80 | 0 | 0 | 13 | 1 | 6 | 2 | 0 | 0 |
| 14 | Lisa Neumann | 80 | 0 | 0 | 4 | 0 | 10 | 5 | 0 | 0 |
| 13 | Hannah Jones | 80 | 0 | 0 | 9 | 0 | 12 | 9 | 0 | 0 |
| 12 | Hannah Bluck | 57 | 0 | 0 | 9 | 0 | 7 | 5 | 0 | 1 |
| 11 | Lowri Norkett | 80 | 0 | 0 | 3 | 0 | 4 | 2 | 0 | 1 |
| 10 | Elinor Snowsill | 80 | 0 | 0 | 9 | 1 | 10 | 7 | 0 | 0 |
| 9 | Keira Bevan | 53 | 0 | 3 | 3 | 0 | 7 | 5 | 0 | 0 |
| 1 | Gwenllian Pyrs | 65 | 0 | 0 | 16 | 0 | 6 | 4 | 0 | 1 |
| 2 | Kelsey Jones | 53 | 0 | 0 | 8 | 0 | 5 | 5 | 0 | 1 |
| 3 | Sisilia Tuipulotu | 53 | 0 | 0 | 8 | 0 | 5 | 5 | 0 | 1 |
| 4 | Abbie Fleming | 47 | 0 | 0 | 5 | 1 | 8 | 6 | 0 | 0 |
| 5 | Georgia Evans | 80 | 0 | 0 | 14 | 3 | 12 | 11 | 0 | 1 |
| 6 | Bethan Lewis | 80 | 0 | 0 | 9 | 1 | 13 | 11 | 2 | 1 |
| 7 | Alex Callender | 80 | 0 | 0 | 15 | 4 | 13 | 11 | 2 | 3 |
| 8 | Sioned Harries | 53 | 0 | 0 | 9 | 0 | 4 | 3 | 0 | 0 |
| 16 | Carys Phillips | 27 | 0 | 0 | 4 | 0 | 7 | 7 | 0 | 1 |
| 17 | Cara Hope | 15 | 0 | 0 | 0 | 0 | 1 | 1 | 0 | 0 |
| 18 | Cerys Hale | 27 | 0 | 0 | 6 | 0 | 4 | 3 | 1 | 2 |
| 19 | Natalia John | 23 | 0 | 0 | 4 | 0 | 6 | 5 | 0 | 0 |
| 20 | Kate Williams | 16 | 0 | 0 | 1 | 0 | 3 | 3 | 0 | 2 |
| 21 | Bryonie King | 10 | 0 | 0 | 1 | 0 | 3 | 3 | 0 | 1 |
| 22 | Ffion Lewis | 27 | 0 | 0 | 0 | 0 | 5 | 3 | 0 | 0 |
| 23 | Robyn Wilkins | 23 | 0 | 0 | 1 | 0 | 3 | 2 | 0 | 0 |



LAST MEETING - PLAYER STATISTICS

| ENGLAND | | | | | | | | | | |
|---------|---------------------|----------------|-------|--------|--------------|------------------|---------|--------------------|---------------|--------------------|
| # | Player | Minutes Played | Tries | Points | Ball Carries | Defenders Beaten | Tackles | Successful Tackles | Turnovers Won | Penalties Conceded |
| 15 | Emma Sing | 53 | 0 | 6 | 4 | 1 | 2 | 2 | 0 | 0 |
| 14 | Jess Breach | 80 | 1 | 5 | 3 | 3 | 4 | 4 | 0 | 0 |
| 13 | Lagi Tuima | 80 | 0 | 8 | 4 | 0 | 8 | 7 | 0 | 0 |
| 12 | Tatyana Heard | 61 | 1 | 5 | 6 | 2 | 11 | 11 | 0 | 0 |
| 11 | Abby Dow | 80 | 1 | 5 | 12 | 9 | 6 | 6 | 0 | 0 |
| 10 | Holly Aitchison | 80 | 1 | 5 | 8 | 3 | 3 | 3 | 0 | 2 |
| 9 | Lucy Packer | 53 | 1 | 5 | 2 | 1 | 4 | 4 | 0 | 0 |
| 1 | Mackenzie Carson | 51 | 0 | 0 | 2 | 0 | 16 | 16 | 0 | 1 |
| 2 | Lark Atkin-Davies | 57 | 0 | 0 | 1 | 0 | 18 | 15 | 0 | 0 |
| 3 | Sarah Bern | 59 | 0 | 0 | 4 | 4 | 16 | 14 | 1 | 1 |
| 4 | Zoe Aldcroft | 80 | 0 | 0 | 9 | 1 | 20 | 20 | 2 | 0 |
| 5 | Catherine O'Donnell | 12 | 0 | 0 | 1 | 0 | 3 | 2 | 0 | 0 |
| 6 | Sadia Kabeya | 80 | 0 | 0 | 6 | 1 | 20 | 20 | 0 | 0 |
| 7 | Marlie Packer | 68 | 0 | 0 | 8 | 0 | 22 | 21 | 1 | 2 |
| 8 | Alex Matthews | 41 | 0 | 0 | 0 | 0 | 11 | 11 | 0 | 0 |
| 16 | May Campbell | 12 | 0 | 0 | 1 | 0 | 2 | 2 | 0 | 1 |
| 17 | Hannah Botterman | 29 | 1 | 5 | 5 | 0 | 8 | 8 | 2 | 0 |
| 18 | Maud Muir | 21 | 1 | 5 | 5 | 1 | 4 | 4 | 0 | 0 |
| 19 | Delaney Burns | 40 | 0 | 0 | 4 | 0 | 14 | 11 | 0 | 1 |
| 20 | Sarah Beckett | 68 | 1 | 5 | 7 | 4 | 9 | 9 | 0 | 1 |
| 21 | Ella Wyrwas | 27 | 0 | 0 | 5 | 2 | 5 | 5 | 0 | 0 |
| 22 | Sarah McKenna | 19 | 0 | 0 | 4 | 2 | 2 | 2 | 0 | 0 |
| 23 | Ellie Kildunne | 27 | 1 | 5 | 5 | 2 | 3 | 3 | 0 | 0 |



TEAM ANALYSIS

2024 GUINNESS WOMEN'S SIX NATIONS



TEAM ANALYSIS - MATCH AVERAGES

2024 GUINNESS WOMEN'S SIX NATIONS

| 1 | 48.0 | Points | 18.0 | 4 |
|---|--------|-----------------------|-------|---|
| 1 | 8.0 | Tries | 2.0 | 3 |
| 5 | 50.0% | Goal Kicking % | 75.0% | 4 |
| 2 | 129.0 | Carries | 101.0 | 6 |
| 2 | 916.9 | Carry Metres | 406.6 | 6 |
| 1 | 376.1 | Post Contact Metres | 137.9 | 6 |
| 2 | 14.0 | Opposition 22 Entries | 6.0 | 4 |
| 2 | 3.4 | Points / Opp 22 Entry | 3.0 | 3 |
| 1 | 7.0 | Line Breaks | 1.0 | 5 |
| 1 | 30.0 | Defenders Beaten | 5.0 | 6 |
| 2 | 16.0 | Offloads | 1.0 | 6 |
| 1 | 238.0 | Passes | 118.0 | 6 |
| 4 | 21.0 | Kicks From Hand | 20.0 | 5 |
| 5 | 144.0 | Tackles | 178.0 | 3 |
| 3 | 17.0 | Missed Tackles | 16.0 | 2 |
| 4 | 88.2% | Tackle % | 91.0% | 2 |
| 4 | 8.0 | Dominant Tackles | 4.0 | 6 |
| 1 | 6.0 | Pens Conceded | 10.0 | 4 |
| 4 | 1.0 | Yellow Cards | 0.0 | 1 |
| 6 | 1 | Red Cards (Total) | 0 | 1 |
| 1 | 10.0 | Turnovers Won | 7.0 | 2 |
| 6 | 21.0 | Turnovers Conceded | 9.0 | 2 |
| 4 | 82.4% | Lineout Success % | 90.9% | 1 |
| 1 | 100.0% | Scrum Success % | 87.5% | 4 |
| 2 | 97.8% | Ruck Success % | 98.9% | 1 |
| 1 | 60.0% | Gainline Forward % | 39.1% | 6 |

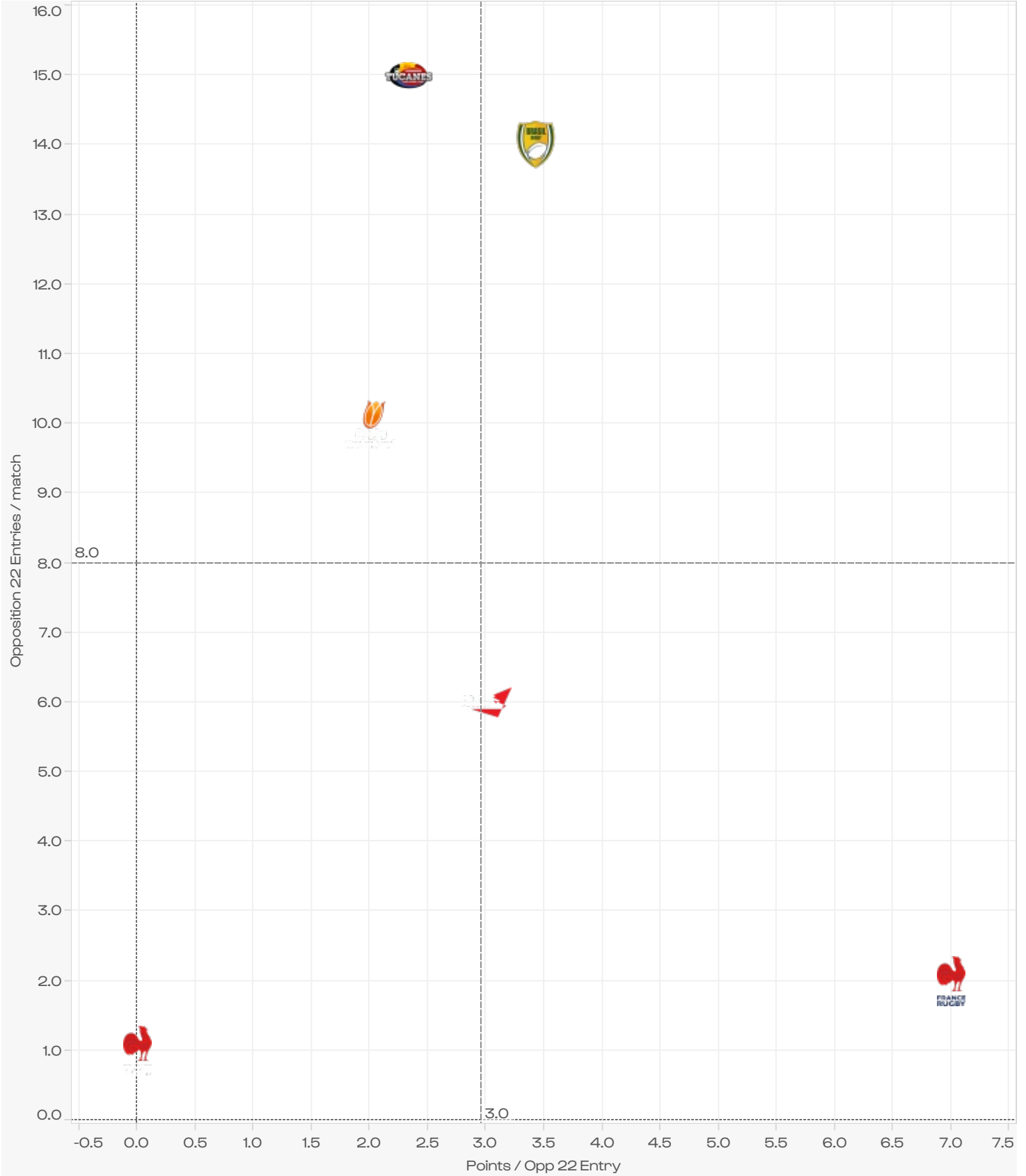
Ranking - Best to Worst

All stats are on a per match basis (unless stated otherwise)



TEAM ANALYSIS - OPPOSITION 22 ENTRIES

2024 GUINNESS WOMEN'S SIX NATIONS





TEAM ANALYSIS - POINTS AND TRIES

2024 GUINNESS WOMEN'S SIX NATIONS

POINTS PER PERIOD

| | SCORED | | | | | | | | | CONCEDED | | | | | | | | |
|--------------|------------|-----------|----------|----------|-----------|-----------|-----------|-----------|-----------|------------|-----------|----------|----------|-----------|-----------|-----------|-----------|-----------|
| | Total | 1'-10' | 11'-20' | 21'-30' | 31'-HT | HT-50' | 51'-60' | 61'-70' | 71'-80' | Total | 1'-10' | 11'-20' | 21'-30' | 31'-HT | HT-50' | 51'-60' | 61'-70' | 71'-80' |
| England | 48 | 0 | 0 | 0 | 10 | 10 | 9 | 7 | 12 | 0 | 0 | 0 | 0 | 0 | 0 | 0 | 0 | 0 |
| France | 38 | 7 | 0 | 0 | 10 | 7 | 0 | 7 | 7 | 17 | 0 | 3 | 0 | 0 | 0 | 0 | 0 | 14 |
| Ireland | 17 | 0 | 3 | 0 | 0 | 0 | 0 | 0 | 14 | 38 | 7 | 0 | 0 | 10 | 7 | 0 | 7 | 7 |
| Italy | 0 | 0 | 0 | 0 | 0 | 0 | 0 | 0 | 0 | 48 | 0 | 0 | 0 | 10 | 10 | 9 | 7 | 12 |
| Scotland | 20 | 7 | 3 | 0 | 0 | 7 | 0 | 0 | 3 | 18 | 3 | 0 | 0 | 3 | 0 | 7 | 0 | 5 |
| Wales | 18 | 3 | 0 | 0 | 3 | 0 | 7 | 0 | 5 | 20 | 7 | 3 | 0 | 0 | 7 | 0 | 0 | 3 |
| Total | 141 | 17 | 6 | 0 | 23 | 24 | 16 | 14 | 41 | 141 | 17 | 6 | 0 | 23 | 24 | 16 | 14 | 41 |

| | SCORED | | | | | | | | | CONCEDED | | | | | | | | |
|--------------|--------|--------------|-------------|-------------|--------------|--------------|--------------|-------------|--------------|----------|--------------|-------------|-------------|--------------|--------------|--------------|-------------|--------------|
| | Total | 1'-10' | 11'-20' | 21'-30' | 31'-HT | HT-50' | 51'-60' | 61'-70' | 71'-80' | Total | 1'-10' | 11'-20' | 21'-30' | 31'-HT | HT-50' | 51'-60' | 61'-70' | 71'-80' |
| England | | 0.0% | 0.0% | 0.0% | 20.8% | 20.8% | 18.8% | 14.6% | 25.0% | | | | | | | | | |
| France | | 18.4% | 0.0% | 0.0% | 26.3% | 18.4% | 0.0% | 18.4% | 18.4% | | 0.0% | 17.6% | 0.0% | 0.0% | 0.0% | 0.0% | 0.0% | 82.4% |
| Ireland | | 0.0% | 17.6% | 0.0% | 0.0% | 0.0% | 0.0% | 0.0% | 82.4% | | 18.4% | 0.0% | 0.0% | 26.3% | 18.4% | 0.0% | 18.4% | 18.4% |
| Italy | | | | | | | | | | | 0.0% | 0.0% | 0.0% | 20.8% | 20.8% | 18.8% | 14.6% | 25.0% |
| Scotland | | 35.0% | 15.0% | 0.0% | 0.0% | 35.0% | 0.0% | 0.0% | 15.0% | | 16.7% | 0.0% | 0.0% | 16.7% | 0.0% | 38.9% | 0.0% | 27.8% |
| Wales | | 16.7% | 0.0% | 0.0% | 16.7% | 0.0% | 38.9% | 0.0% | 27.8% | | 35.0% | 15.0% | 0.0% | 0.0% | 35.0% | 0.0% | 0.0% | 15.0% |
| Total | | 12.1% | 4.3% | 0.0% | 16.3% | 17.0% | 11.3% | 9.9% | 29.1% | | 12.1% | 4.3% | 0.0% | 16.3% | 17.0% | 11.3% | 9.9% | 29.1% |

TRIES PER PERIOD

| | SCORED | | | | | | | | | CONCEDED | | | | | | | | |
|--------------|-----------|----------|----------|----------|----------|----------|----------|----------|----------|-----------|----------|----------|----------|----------|----------|----------|----------|----------|
| | Total | 1'-10' | 11'-20' | 21'-30' | 31'-HT | HT-50' | 51'-60' | 61'-70' | 71'-80' | Total | 1'-10' | 11'-20' | 21'-30' | 31'-HT | HT-50' | 51'-60' | 61'-70' | 71'-80' |
| England | 8 | 0 | 0 | 0 | 2 | 2 | 1 | 1 | 2 | 0 | 0 | 0 | 0 | 0 | 0 | 0 | 0 | 0 |
| France | 5 | 1 | 0 | 0 | 1 | 1 | 0 | 1 | 1 | 2 | 0 | 0 | 0 | 0 | 0 | 0 | 0 | 2 |
| Ireland | 2 | 0 | 0 | 0 | 0 | 0 | 0 | 0 | 2 | 5 | 1 | 0 | 0 | 1 | 1 | 0 | 1 | 1 |
| Italy | 0 | 0 | 0 | 0 | 0 | 0 | 0 | 0 | 0 | 8 | 0 | 0 | 0 | 2 | 2 | 1 | 1 | 2 |
| Scotland | 2 | 1 | 0 | 0 | 0 | 1 | 0 | 0 | 0 | 2 | 0 | 0 | 0 | 0 | 0 | 1 | 0 | 1 |
| Wales | 2 | 0 | 0 | 0 | 0 | 0 | 1 | 0 | 1 | 2 | 1 | 0 | 0 | 0 | 1 | 0 | 0 | 0 |
| Total | 19 | 2 | 0 | 0 | 3 | 4 | 2 | 2 | 6 | 19 | 2 | 0 | 0 | 3 | 4 | 2 | 2 | 6 |

| | SCORED | | | | | | | | | CONCEDED | | | | | | | | |
|--------------|-------------|------------|-----------|-----------|------------|------------|------------|------------|------------|-------------|------------|-----------|-----------|------------|------------|------------|------------|------------|
| | Total | 1'-10' | 11'-20' | 21'-30' | 31'-HT | HT-50' | 51'-60' | 61'-70' | 71'-80' | Total | 1'-10' | 11'-20' | 21'-30' | 31'-HT | HT-50' | 51'-60' | 61'-70' | 71'-80' |
| England | | 0% | 0% | 0% | 25% | 25% | 13% | 13% | 25% | | | | | | | | | |
| France | | 20% | 0% | 0% | 20% | 20% | 0% | 20% | 20% | | 0% | 0% | 0% | 0% | 0% | 0% | 0% | 100% |
| Ireland | | 0% | 0% | 0% | 0% | 0% | 0% | 0% | 100% | | 20% | 0% | 0% | 20% | 20% | 0% | 20% | 20% |
| Italy | | | | | | | | | | | 0% | 0% | 0% | 25% | 25% | 13% | 13% | 25% |
| Scotland | | 50% | 0% | 0% | 0% | 50% | 0% | 0% | 0% | | 0% | 0% | 0% | 0% | 50% | 0% | 50% | 0% |
| Wales | | 0% | 0% | 0% | 0% | 0% | 50% | 0% | 50% | | 50% | 0% | 0% | 0% | 50% | 0% | 0% | 0% |
| Total | 100% | 11% | 0% | 0% | 16% | 21% | 11% | 11% | 32% | 100% | 11% | 0% | 0% | 16% | 21% | 11% | 11% | 32% |



TEAM ANALYSIS - POINTS AND TRIES

2024 GUINNESS WOMEN'S SIX NATIONS

TRIES PER PHASE

| | SCORED | | | | | CONCEDED | | | | |
|--------------|--------|---|-----|-----|----|----------|---|-----|-----|----|
| | Total | 1 | 2-3 | 4-6 | 7+ | Total | 1 | 2-3 | 4-6 | 7+ |
| England | 8 | 4 | 2 | 1 | 1 | 0 | 0 | 0 | 0 | 0 |
| France | 5 | 3 | 0 | 1 | 1 | 2 | 1 | 1 | 0 | 0 |
| Ireland | 2 | 1 | 1 | 0 | 0 | 5 | 3 | 0 | 1 | 1 |
| Italy | 0 | 0 | 0 | 0 | 0 | 8 | 4 | 2 | 1 | 1 |
| Scotland | 2 | 0 | 2 | 0 | 0 | 2 | 0 | 1 | 1 | 0 |
| Wales | 2 | 0 | 1 | 1 | 0 | 2 | 0 | 2 | 0 | 0 |
| Total | 19 | 8 | 6 | 3 | 2 | 19 | 8 | 6 | 3 | 2 |

| | SCORED | | | | | CONCEDED | | | | |
|--------------|--------|-------|--------|-------|-------|----------|-------|--------|-------|-------|
| | Total | 1 | 2-3 | 4-6 | 7+ | Total | 1 | 2-3 | 4-6 | 7+ |
| England | | 50.0% | 25.0% | 12.5% | 12.5% | | | | | |
| France | | 60.0% | 0.0% | 20.0% | 20.0% | | 50.0% | 50.0% | 0.0% | 0.0% |
| Ireland | | 50.0% | 50.0% | 0.0% | 0.0% | | 60.0% | 0.0% | 20.0% | 20.0% |
| Italy | | | | | | | 50.0% | 25.0% | 12.5% | 12.5% |
| Scotland | | 0.0% | 100.0% | 0.0% | 0.0% | | 0.0% | 50.0% | 50.0% | 0.0% |
| Wales | | 0.0% | 50.0% | 50.0% | 0.0% | | 0.0% | 100.0% | 0.0% | 0.0% |
| Total | 100.0% | 42.1% | 31.6% | 15.8% | 10.5% | 100.0% | 42.1% | 31.6% | 15.8% | 10.5% |

TRY ORIGIN

| | SCORED | | | | | | CONCEDED | | | | | |
|--------------|--------|----------------|---------|-------|-------------|----------|----------|----------------|---------|-------|-------------|----------|
| | Total | Counter Attack | Lineout | Scrum | Tap Penalty | Turnover | Total | Counter Attack | Lineout | Scrum | Tap Penalty | Turnover |
| England | 8 | 1 | 5 | 1 | 0 | 1 | | | | | | |
| France | 5 | 0 | 5 | 0 | 0 | 0 | 2 | 0 | 0 | 0 | 1 | 1 |
| Ireland | 2 | 0 | 0 | 0 | 1 | 1 | 5 | 0 | 5 | 0 | 0 | 0 |
| Italy | | | | | | | 8 | 1 | 5 | 1 | 0 | 1 |
| Scotland | 2 | 0 | 1 | 0 | 0 | 1 | 2 | 0 | 1 | 0 | 1 | 0 |
| Wales | 2 | 0 | 1 | 0 | 1 | 0 | 2 | 0 | 1 | 0 | 0 | 1 |
| Total | 19 | 1 | 12 | 1 | 2 | 3 | 19 | 1 | 12 | 1 | 2 | 3 |

| | SCORED | | | | | | CONCEDED | | | | | |
|--------------|--------|----------------|---------|-------|-------------|----------|----------|----------------|---------|-------|-------------|----------|
| | Total | Counter Attack | Lineout | Scrum | Tap Penalty | Turnover | Total | Counter Attack | Lineout | Scrum | Tap Penalty | Turnover |
| England | | 12.5% | 62.5% | 12.5% | 0.0% | 12.5% | | | | | | |
| France | | 0.0% | 100.0% | 0.0% | 0.0% | 0.0% | | 0.0% | 0.0% | 0.0% | 50.0% | 50.0% |
| Ireland | | 0.0% | 0.0% | 0.0% | 50.0% | 50.0% | | 0.0% | 100.0% | 0.0% | 0.0% | 0.0% |
| Italy | | | | | | | | 12.5% | 62.5% | 12.5% | 0.0% | 12.5% |
| Scotland | | 0.0% | 50.0% | 0.0% | 0.0% | 50.0% | | 0.0% | 50.0% | 0.0% | 50.0% | 0.0% |
| Wales | | 0.0% | 50.0% | 0.0% | 50.0% | 0.0% | | 0.0% | 50.0% | 0.0% | 0.0% | 50.0% |
| Total | 100.0% | 5.3% | 63.2% | 5.3% | 10.5% | 15.8% | 100.0% | 5.3% | 63.2% | 5.3% | 10.5% | 15.8% |



PLAYER STATS

2024 GUINNESS WOMEN'S SIX NATIONS



APPEARANCE DATA - ENGLAND

2024 GUINNESS WOMEN'S SIX NATIONS

| Player | Starts | Sub Appearances | Minutes Played | Points | Tries |
|-------------------|--------|-----------------|----------------|--------|-------|
| Abbie Ward | 1 | 0 | 80 | 5 | 1 |
| Abby Dow | 1 | 0 | 80 | 0 | 0 |
| Alex Matthews | 0 | 1 | 21 | 0 | 0 |
| Connie Powell | 0 | 1 | 29 | 5 | 1 |
| Ellie Kildunne | 1 | 0 | 80 | 10 | 2 |
| Emily Scarratt | 1 | 0 | 51 | 0 | 0 |
| Hannah Botterman | 1 | 0 | 51 | 5 | 1 |
| Helena Rowland | 1 | 0 | 70 | 5 | 1 |
| Holly Aitchison | 0 | 1 | 29 | 2 | 0 |
| Jess Breach | 1 | 0 | 80 | 0 | 0 |
| Kelsey Clifford | 1 | 0 | 51 | 0 | 0 |
| Lark Atkin-Davies | 1 | 0 | 51 | 0 | 0 |
| Lucy Packer | 1 | 0 | 55 | 0 | 0 |
| Mackenzie Carson | 0 | 1 | 29 | 5 | 1 |
| Maddie Feaunati | 0 | 1 | 21 | 0 | 0 |
| Marlie Packer | 1 | 0 | 59 | 5 | 1 |
| Maud Muir | 0 | 1 | 29 | 0 | 0 |
| Megan Jones | 0 | 1 | 18 | 0 | 0 |
| Natasha Hunt | 0 | 1 | 25 | 0 | 0 |
| Sadia Kabeya | 1 | 0 | 59 | 0 | 0 |
| Sarah Beckett | 1 | 0 | 11 | 0 | 0 |
| Zoe Aldcroft | 1 | 0 | 80 | 0 | 0 |
| Zoe Harrison | 1 | 0 | 62 | 6 | 0 |



APPEARANCE DATA - WALES

2024 GUINNESS WOMEN'S SIX NATIONS

| Player | Starts | Sub Appearances | Minutes Played | Points | Tries |
|-------------------|--------|-----------------|----------------|--------|-------|
| Abbey Constable | 0 | 1 | 0 | 0 | 0 |
| Abbie Fleming | 1 | 0 | 80 | 0 | 0 |
| Alex Callender | 1 | 0 | 80 | 5 | 1 |
| Alisha Butchers | 1 | 0 | 61 | 0 | 0 |
| Bethan Lewis | 1 | 0 | 80 | 0 | 0 |
| Carys Cox | 0 | 1 | 26 | 0 | 0 |
| Carys Phillips | 0 | 1 | 14 | 0 | 0 |
| Donna Rose | 0 | 1 | 14 | 0 | 0 |
| Georgia Evans | 0 | 1 | 40 | 0 | 0 |
| Gwenllian Pyrs | 1 | 0 | 80 | 0 | 0 |
| Hannah Jones | 1 | 0 | 80 | 0 | 0 |
| Jasmine Joyce | 1 | 0 | 80 | 0 | 0 |
| Jenny Hesketh | 1 | 0 | 80 | 0 | 0 |
| Kate Williams | 0 | 1 | 19 | 0 | 0 |
| Kayleigh Powell | 0 | 1 | 0 | 0 | 0 |
| Keira Bevan | 1 | 0 | 74 | 8 | 0 |
| Kelsey Jones | 1 | 0 | 66 | 0 | 0 |
| Kerin Lake | 1 | 0 | 80 | 0 | 0 |
| Lleucu George | 1 | 0 | 80 | 0 | 0 |
| Natalia John | 1 | 0 | 41 | 0 | 0 |
| Nel Metcalfe | 1 | 0 | 54 | 0 | 0 |
| Sian Jones | 0 | 1 | 6 | 0 | 0 |
| Sisilia Tuipulotu | 1 | 0 | 66 | 5 | 1 |



APPEARANCE CHART - ENGLAND

2024 GUINNESS WOMEN'S SIX NATIONS

| | 24/03/24 | |
|-----------------|----------|----|
| | Italy | |
| H. Aitchison | | 22 |
| Z. Aldcroft | | 4 |
| L. Atkin-Davies | | 2 |
| S. Beckett | | 8 |
| H. Botterman | | 1 |
| J. Breach | | 11 |
| M. Carson | | 17 |
| K. Clifford | | 3 |
| A. Dow | | 14 |
| M. Feaunati | | 19 |
| Z. Harrison | | 10 |
| N. Hunt | | 21 |
| M. Jones | | 23 |
| S. Kabeya | | 6 |
| E. Kildunne | | 15 |
| A. Matthews | | 20 |
| M. Muir | | 18 |
| M. Packer | | 7 |
| L. Packer | | 9 |
| C. Powell | | 16 |
| H. Rowland | | 13 |
| E. Scarratt | | 12 |
| A. Ward | | 5 |



APPEARANCE CHART - WALES

2024 GUINNESS WOMEN'S SIX NATIONS

| | Scotland | 23/03/2024 |
|--------------|----------|------------|
| K. Bevan | 9 | |
| A. Butchers | 6 | |
| A. Callender | 7 | |
| A. Constable | 17 | |
| C. Cox | 23 | |
| G. Evans | 19 | |
| A. Fleming | 5 | |
| L. George | 10 | |
| J. Hesketh | 15 | |
| N. John | 4 | |
| H. Jones | 13 | |
| K. Jones | 2 | |
| S. Jones | 21 | |
| J. Joyce | 14 | |
| K. Lake | 12 | |
| B. Lewis | 8 | |
| N. Metcalfe | 11 | |
| C. Phillips | 16 | |
| K. Powell | 22 | |
| G. Pyrs | 1 | |
| D. Rose | 18 | |
| S. Tuipulotu | 3 | |
| K. Williams | 20 | |



PLAYER DATA - ENGLAND

2024 GUINNESS WOMEN'S SIX NATIONS

| | Games | Minutes Played | Tries | Ball Carries | Carry Metres | Line Breaks | Defenders Beaten | Passes | Offloads | Turnover Con | Successful Tackles | Missed Tackles | Dominant Tackles | Penalties Conceded | Kicks | Kicking Metres | Lineout Takes | Lineout Steals |
|-----------------|-------|----------------|-------|--------------|--------------|-------------|------------------|--------|----------|--------------|--------------------|----------------|------------------|--------------------|-------|----------------|---------------|----------------|
| H. Aitchison | 1 | 29 | 0 | 3 | 20 | 0 | 0 | 12 | 0 | 1 | 1 | 1 | 0 | 0 | 2 | 81 | 0 | 0 |
| Z. Aldroft | 1 | 80 | 0 | 8 | 37 | 0 | 0 | 7 | 1 | 1 | 16 | 3 | 1 | 0 | 0 | 0 | 3 | 2 |
| L. Atkin-Davies | 1 | 51 | 0 | 2 | 5 | 0 | 0 | 2 | 0 | 0 | 12 | 1 | 2 | 0 | 0 | 0 | 0 | 0 |
| S. Beckett | 1 | 11 | 0 | 1 | 3 | 0 | 0 | 0 | 0 | 0 | 1 | 0 | 0 | 2 | 0 | 0 | 0 | 0 |
| H. Botterman | 1 | 51 | 1 | 10 | 38 | 0 | 1 | 6 | 0 | 1 | 2 | 1 | 0 | 0 | 0 | 0 | 0 | 0 |
| J. Breach | 1 | 80 | 0 | 11 | 79 | 0 | 1 | 12 | 2 | 3 | 3 | 0 | 0 | 0 | 0 | 0 | 0 | 0 |
| M. Carson | 1 | 29 | 1 | 3 | 22 | 1 | 2 | 1 | 0 | 0 | 6 | 0 | 0 | 0 | 0 | 0 | 0 | 0 |
| K. Clifford | 1 | 51 | 0 | 4 | 22 | 0 | 0 | 1 | 1 | 0 | 8 | 0 | 1 | 1 | 0 | 0 | 0 | 0 |
| A. Dow | 1 | 80 | 0 | 5 | 74 | 1 | 3 | 6 | 0 | 0 | 7 | 3 | 2 | 0 | 1 | 44 | 0 | 0 |
| M. Feaunati | 1 | 21 | 0 | 1 | 8 | 0 | 0 | 3 | 1 | 0 | 2 | 2 | 0 | 0 | 0 | 0 | 0 | 0 |
| Z. Harrison | 1 | 62 | 0 | 3 | 11 | 0 | 2 | 27 | 0 | 3 | 4 | 0 | 0 | 0 | 11 | 348 | 0 | 0 |
| N. Hunt | 1 | 25 | 0 | 1 | 8 | 0 | 1 | 28 | 0 | 0 | 2 | 0 | 0 | 0 | 1 | 52 | 0 | 0 |
| M. Jones | 1 | 18 | 0 | 2 | 27 | 0 | 0 | 6 | 0 | 1 | 3 | 0 | 1 | 0 | 0 | 0 | 0 | 0 |
| S. Kabeya | 1 | 59 | 0 | 9 | 54 | 0 | 2 | 3 | 1 | 1 | 8 | 0 | 1 | 0 | 0 | 0 | 2 | 0 |
| E. Kildunne | 1 | 80 | 2 | 15 | 206 | 2 | 7 | 13 | 3 | 0 | 6 | 2 | 0 | 0 | 1 | 55 | 0 | 0 |
| A. Matthews | 1 | 21 | 0 | 1 | 6 | 0 | 0 | 6 | 1 | 1 | 5 | 0 | 0 | 0 | 0 | 0 | 0 | 0 |
| M. Muir | 1 | 29 | 0 | 6 | 32 | 0 | 1 | 2 | 1 | 2 | 4 | 0 | 0 | 0 | 0 | 0 | 1 | 1 |
| M. Packer | 1 | 59 | 1 | 9 | 48 | 0 | 1 | 7 | 1 | 0 | 8 | 0 | 0 | 1 | 0 | 0 | 0 | 0 |
| L. Packer | 1 | 55 | 0 | 5 | 7 | 0 | 0 | 55 | 0 | 1 | 4 | 0 | 0 | 0 | 0 | 0 | 0 | 0 |
| C. Powell | 1 | 29 | 1 | 5 | 56 | 1 | 1 | 2 | 0 | 0 | 5 | 1 | 0 | 0 | 0 | 0 | 0 | 0 |
| H. Rowland | 1 | 70 | 1 | 10 | 90 | 2 | 7 | 19 | 2 | 2 | 6 | 3 | 0 | 1 | 2 | 64 | 0 | 0 |
| E. Scarratt | 1 | 51 | 0 | 5 | 26 | 0 | 0 | 9 | 1 | 3 | 3 | 0 | 0 | 0 | 3 | 60 | 0 | 0 |
| A. Ward | 1 | 80 | 1 | 10 | 38 | 0 | 1 | 11 | 1 | 1 | 11 | 0 | 0 | 1 | 0 | 0 | 7 | 0 |



PLAYER DATA - WALES

2024 GUINNESS WOMEN'S SIX NATIONS

| | Games | Minutes Played | Tries | Ball Carries | Carry Metres | Line Breaks | Defenders Beaten | Passes | Offloads | Turnover Con | Successful Tackles | Missed Tackles | Dominant Tackles | Penalties Conceded | Kicks | Kicking Metres | Lineout Takes | Lineout Steals |
|--------------|-------|----------------|-------|--------------|--------------|-------------|------------------|--------|----------|--------------|--------------------|----------------|------------------|--------------------|-------|----------------|---------------|----------------|
| K. Bevan | 1 | 74 | 0 | 5 | 19 | 0 | 0 | 58 | 0 | 0 | 6 | 1 | 0 | 1 | 3 | 83 | 0 | 0 |
| A. Butchers | 1 | 61 | 0 | 6 | 10 | 0 | 0 | 3 | 1 | 0 | 9 | 2 | 1 | 0 | 0 | 0 | 0 | 1 |
| A. Callender | 1 | 80 | 1 | 9 | 28 | 0 | 0 | 3 | 0 | 3 | 19 | 1 | 0 | 1 | 1 | 32 | 1 | 0 |
| A. Constable | 1 | 0 | 0 | 0 | 0 | 0 | 0 | 0 | 0 | 0 | 0 | 0 | 0 | 0 | 0 | 0 | 0 | 0 |
| C. Cox | 1 | 26 | 0 | 1 | 22 | 1 | 0 | 0 | 0 | 0 | 4 | 0 | 0 | 0 | 0 | 0 | 0 | 0 |
| G. Evans | 1 | 40 | 0 | 3 | 6 | 0 | 0 | 0 | 0 | 0 | 11 | 1 | 0 | 0 | 0 | 0 | 1 | 0 |
| A. Fleming | 1 | 80 | 0 | 8 | 25 | 0 | 0 | 1 | 0 | 1 | 16 | 1 | 0 | 2 | 0 | 0 | 2 | 0 |
| L. George | 1 | 80 | 0 | 6 | 33 | 0 | 0 | 19 | 0 | 0 | 8 | 0 | 0 | 0 | 11 | 256 | 0 | 0 |
| J. Hesketh | 1 | 80 | 0 | 4 | 39 | 0 | 0 | 4 | 0 | 1 | 3 | 3 | 0 | 0 | 1 | 39 | 0 | 0 |
| N. John | 1 | 41 | 0 | 4 | 10 | 0 | 0 | 0 | 0 | 0 | 6 | 0 | 0 | 0 | 0 | 0 | 0 | 0 |
| H. Jones | 1 | 80 | 0 | 3 | 20 | 0 | 1 | 5 | 0 | 0 | 7 | 1 | 0 | 0 | 0 | 0 | 0 | 0 |
| K. Jones | 1 | 66 | 0 | 4 | 9 | 0 | 0 | 3 | 0 | 1 | 9 | 0 | 0 | 0 | 0 | 0 | 0 | 1 |
| S. Jones | 1 | 6 | 0 | 1 | 0 | 0 | 0 | 12 | 0 | 1 | 0 | 0 | 0 | 0 | 1 | 0 | 0 | 0 |
| J. Joyce | 1 | 80 | 0 | 7 | 34 | 0 | 2 | 1 | 0 | 1 | 4 | 2 | 0 | 2 | 1 | 11 | 0 | 0 |
| K. Lake | 1 | 80 | 0 | 2 | 11 | 0 | 1 | 2 | 0 | 0 | 8 | 0 | 1 | 0 | 2 | 24 | 0 | 0 |
| B. Lewis | 1 | 80 | 0 | 14 | 40 | 0 | 0 | 4 | 0 | 1 | 19 | 0 | 0 | 1 | 0 | 0 | 6 | 0 |
| N. Metcalfe | 1 | 54 | 0 | 2 | 16 | 0 | 1 | 0 | 0 | 0 | 2 | 4 | 1 | 0 | 0 | 0 | 0 | 0 |
| C. Phillips | 1 | 14 | 0 | 3 | 8 | 0 | 0 | 0 | 0 | 0 | 1 | 0 | 0 | 0 | 0 | 0 | 0 | 0 |
| K. Powell | 1 | 0 | 0 | 0 | 0 | 0 | 0 | 0 | 0 | 0 | 0 | 0 | 0 | 0 | 0 | 0 | 0 | 0 |
| G. Pyrs | 1 | 80 | 0 | 12 | 43 | 0 | 0 | 1 | 0 | 0 | 10 | 0 | 0 | 1 | 0 | 0 | 0 | 0 |
| D. Rose | 1 | 14 | 0 | 1 | 6 | 0 | 0 | 0 | 0 | 0 | 5 | 0 | 1 | 1 | 0 | 0 | 0 | 0 |
| S. Tuipulotu | 1 | 66 | 1 | 5 | 26 | 0 | 0 | 2 | 0 | 0 | 8 | 0 | 0 | 1 | 0 | 0 | 0 | 0 |
| K. Williams | 1 | 19 | 0 | 1 | 2 | 0 | 0 | 0 | 0 | 0 | 7 | 0 | 0 | 0 | 0 | 0 | 0 | 0 |



PLAYER RANKINGS

2024 WOMEN'S SIX NATIONS



PLAYER RANKINGS - POINTS

2024 GUINNESS WOMEN'S SIX NATIONS

POINTS

| | | | Games | Points | Minutes | Pens | Conv | Drop Goals | Tries |
|---|-------------------|----------|-------|--------|---------|------|------|------------|-------|
| 1 | L. Queyroi | France | 1 | 11 | 72 | 1 | 4 | 0 | 0 |
| 2 | H. Nelson | Scotland | 1 | 10 | 80 | 2 | 2 | 0 | 0 |
| 2 | E. Kildunne | England | 1 | 10 | 80 | 0 | 0 | 0 | 2 |
| 4 | K. Bevan | Wales | 1 | 8 | 74 | 2 | 1 | 0 | 0 |
| 5 | Z. Harrison | England | 1 | 6 | 62 | 0 | 3 | 0 | 0 |
| 6 | M. Packer | England | 1 | 5 | 59 | 0 | 0 | 0 | 1 |
| 6 | R. Lloyd | Scotland | 1 | 5 | 80 | 0 | 0 | 0 | 1 |
| 6 | M. Menager | France | 1 | 5 | 44 | 0 | 0 | 0 | 1 |
| 6 | A. Ward | England | 1 | 5 | 80 | 0 | 0 | 0 | 1 |
| 6 | A. Sochat | France | 1 | 5 | 64 | 0 | 0 | 0 | 1 |
| 6 | P. Bourdon Sansus | France | 1 | 5 | 61 | 0 | 0 | 0 | 1 |
| 6 | H. Botterman | England | 1 | 5 | 51 | 0 | 0 | 0 | 1 |
| 6 | A. Callender | Wales | 1 | 5 | 80 | 0 | 0 | 0 | 1 |
| 6 | H. Rowland | England | 1 | 5 | 70 | 0 | 0 | 0 | 1 |
| 6 | C. Grant | Scotland | 1 | 5 | 80 | 0 | 0 | 0 | 1 |
| 6 | M. Fall | France | 1 | 5 | 51 | 0 | 0 | 0 | 1 |
| 6 | C. Powell | England | 1 | 5 | 29 | 0 | 0 | 0 | 1 |
| 6 | A. Wafer | Ireland | 1 | 5 | 76 | 0 | 0 | 0 | 1 |
| 6 | E. Riffonneau | France | 1 | 5 | 16 | 0 | 0 | 0 | 1 |
| 6 | S. Tuipulotu | Wales | 1 | 5 | 66 | 0 | 0 | 0 | 1 |
| 6 | A. Dalton | Ireland | 1 | 5 | 80 | 0 | 0 | 0 | 1 |
| 6 | M. Carson | England | 1 | 5 | 29 | 0 | 0 | 0 | 1 |

GOAL KICKING

| | | | Games | Minutes | Goals | Misses | Pens | Pens Missed | Conv | Conv Missed | Goal Kicking % |
|---|--------------|----------|-------|---------|-------|--------|------|-------------|------|-------------|----------------|
| 1 | L. Queyroi | France | 1 | 72 | 5 | 0 | 1 | 0 | 4 | 0 | 100.0% |
| 2 | H. Nelson | Scotland | 1 | 80 | 4 | 0 | 2 | 0 | 2 | 0 | 100.0% |
| 3 | K. Bevan | Wales | 1 | 74 | 3 | 0 | 2 | 0 | 1 | 0 | 100.0% |
| 3 | Z. Harrison | England | 1 | 62 | 3 | 3 | 0 | 0 | 3 | 3 | 50.0% |
| 5 | D. O'Brien | Ireland | 1 | 40 | 2 | 0 | 0 | 0 | 2 | 0 | 100.0% |
| 6 | N. Fowley | Ireland | 1 | 41 | 1 | 0 | 1 | 0 | 0 | 0 | 100.0% |
| 6 | H. Aitchison | England | 1 | 29 | 1 | 1 | 0 | 0 | 1 | 1 | 50.0% |
| 6 | M. Bourgeois | France | 1 | 36 | 1 | 0 | 0 | 0 | 1 | 0 | 100.0% |

■ ENGLAND

■ WALES



PLAYER RANKINGS - TRIES

2024 GUINNESS WOMEN'S SIX NATIONS

TRY

| | | | Games | Minutes Played | Tries | Tries / 80 |
|---|-------------------|----------|-------|----------------|-------|------------|
| 1 | E. Kildunne | England | 1 | 80 | 2 | 2.0 |
| 2 | M. Packer | England | 1 | 59 | 1 | 1.4 |
| 2 | R. Lloyd | Scotland | 1 | 80 | 1 | 1.0 |
| 2 | M. Menager | France | 1 | 44 | 1 | 1.8 |
| 2 | A. Ward | England | 1 | 80 | 1 | 1.0 |
| 2 | A. Sochat | France | 1 | 64 | 1 | 1.3 |
| 2 | P. Bourdon Sansus | France | 1 | 61 | 1 | 1.3 |
| 2 | H. Botterman | England | 1 | 51 | 1 | 1.6 |
| 2 | A. Callender | Wales | 1 | 80 | 1 | 1.0 |
| 2 | H. Rowland | England | 1 | 70 | 1 | 1.1 |
| 2 | C. Grant | Scotland | 1 | 80 | 1 | 1.0 |
| 2 | M. Fall | France | 1 | 51 | 1 | 1.6 |
| 2 | C. Powell | England | 1 | 29 | 1 | 2.8 |
| 2 | A. Wafer | Ireland | 1 | 76 | 1 | 1.1 |
| 2 | E. Riffonneau | France | 1 | 16 | 1 | 5.0 |
| 2 | S. Tuipulotu | Wales | 1 | 66 | 1 | 1.2 |
| 2 | A. Dalton | Ireland | 1 | 80 | 1 | 1.0 |
| 2 | M. Carson | England | 1 | 29 | 1 | 2.8 |

TRY ASSISTS

| | | | Games | Minutes Played | Try Assists | Try Assists / 80 |
|---|-------------------|----------|-------|----------------|-------------|------------------|
| 1 | H. Aitchison | England | 1 | 29 | 2 | 5.5 |
| 1 | L. Packer | England | 1 | 55 | 2 | 2.9 |
| 3 | P. Bourdon Sansus | France | 1 | 61 | 1 | 1.3 |
| 3 | A. Dow | England | 1 | 80 | 1 | 1.0 |
| 3 | M. Smith | Scotland | 1 | 76 | 1 | 1.1 |
| 3 | M. Scuffil-McCabe | Ireland | 1 | 17 | 1 | 4.7 |
| 3 | E. Orr | Scotland | 1 | 80 | 1 | 1.0 |

■ ENGLAND

■ WALES



PLAYER RANKINGS - CARRIES

2024 GUINNESS WOMEN'S SIX NATIONS

CARRIES

| | | | Games | Total |
|---|-------------------|----------|-------|-------|
| 1 | R. Menager | France | 1 | 17 |
| 2 | A. Khalfaoui | France | 1 | 16 |
| 3 | E. Kildunne | England | 1 | 15 |
| 4 | B. Lewis | Wales | 1 | 14 |
| 4 | E. Gallagher | Scotland | 1 | 14 |
| 6 | G. Pyrs | Wales | 1 | 12 |
| 6 | L. Delany | Ireland | 1 | 12 |
| 6 | C. Escudero | France | 1 | 12 |
| 9 | J. Breach | England | 1 | 11 |
| 9 | F. Sgorbini | Italy | 1 | 11 |
| 9 | V. Ostuni Minuzzi | Italy | 1 | 11 |
| 9 | E. Boulard | France | 1 | 11 |

| | | | Minutes | Per 80* |
|---|--------------|----------|---------|---------|
| 1 | A. Khalfaoui | France | 64 | 20.0 |
| 2 | R. Menager | France | 80 | 17.0 |
| 3 | H. Botterman | England | 51 | 15.7 |
| 4 | F. Sgorbini | Italy | 57 | 15.4 |
| 5 | E. Kildunne | England | 80 | 15.0 |
| 6 | M. Menager | France | 44 | 14.5 |
| 7 | M. Fall | France | 51 | 14.1 |
| 8 | S. Tounesi | Italy | 57 | 14.0 |
| 9 | B. Lewis | Wales | 80 | 14.0 |
| 9 | E. Gallagher | Scotland | 80 | 14.0 |

METRES

| | | | Games | Total |
|----|-------------------|----------|-------|-------|
| 1 | E. Kildunne | England | 1 | 206 |
| 2 | C. Grant | Scotland | 1 | 132 |
| 3 | R. Menager | France | 1 | 130 |
| 4 | M. Menager | France | 1 | 116 |
| 5 | V. Ostuni Minuzzi | Italy | 1 | 116 |
| 6 | H. Rowland | England | 1 | 90 |
| 7 | E. Boulard | France | 1 | 86 |
| 8 | K. Arbey | France | 1 | 82 |
| 9 | J. Breach | England | 1 | 79 |
| 10 | A. Muzzo | Italy | 1 | 79 |

| | | | Minutes | Per 80* |
|----|-------------------|----------|---------|---------|
| 1 | M. Menager | France | 44 | 211.5 |
| 2 | E. Kildunne | England | 80 | 205.9 |
| 3 | C. Grant | Scotland | 80 | 132.0 |
| 4 | R. Menager | France | 80 | 129.9 |
| 5 | V. Ostuni Minuzzi | Italy | 80 | 115.9 |
| 6 | H. Rowland | England | 70 | 103.0 |
| 7 | E. Boulard | France | 80 | 85.6 |
| 8 | K. Arbey | France | 80 | 82.1 |
| 9 | J. Breach | England | 80 | 79.2 |
| 10 | A. Muzzo | Italy | 80 | 79.0 |

DEFENDERS BEATEN

| | | | Games | Total |
|---|-------------------|----------|-------|-------|
| 1 | E. Kildunne | England | 1 | 7 |
| 1 | H. Rowland | England | 1 | 7 |
| 3 | A. Muzzo | Italy | 1 | 6 |
| 4 | V. Ostuni Minuzzi | Italy | 1 | 5 |
| 4 | C. Grant | Scotland | 1 | 5 |
| 6 | R. Menager | France | 1 | 4 |
| 7 | M. Menager | France | 1 | 3 |
| 7 | P. Bourdon Sans.. | France | 1 | 3 |
| 7 | A. Dow | England | 1 | 3 |
| 7 | E. Gallagher | Scotland | 1 | 3 |
| 7 | A. Wafer | Ireland | 1 | 3 |
| 7 | A. Dalton | Ireland | 1 | 3 |

| | | | Minutes | Per 80* |
|----|-------------------|----------|---------|---------|
| 1 | H. Rowland | England | 70 | 8.0 |
| 2 | E. Kildunne | England | 80 | 7.0 |
| 3 | A. Muzzo | Italy | 80 | 6.0 |
| 4 | M. Menager | France | 44 | 5.5 |
| 5 | V. Ostuni Minuzzi | Italy | 80 | 5.0 |
| 5 | C. Grant | Scotland | 80 | 5.0 |
| 7 | R. Menager | France | 80 | 4.0 |
| 8 | P. Bourdon Sans.. | France | 61 | 3.9 |
| 9 | A. Wafer | Ireland | 76 | 3.2 |
| 10 | A. Dow | England | 80 | 3.0 |
| 10 | E. Gallagher | Scotland | 80 | 3.0 |
| 10 | A. Dalton | Ireland | 80 | 3.0 |

■ ENGLAND

■ WALES

*Minimum 40 minutes played



PLAYER RANKINGS - PASSING

2024 GUINNESS WOMEN'S SIX NATIONS

PASSES

| | | | Games | Total |
|----|-------------------|----------|-------|-------|
| 1 | C. Mattinson | Scotland | 1 | 75 |
| 2 | P. Bourdon Sans.. | France | 1 | 68 |
| 3 | K. Bevan | Wales | 1 | 58 |
| 4 | A. Reilly | Ireland | 1 | 56 |
| 5 | L. Packer | England | 1 | 55 |
| 6 | S. Stefan | Italy | 1 | 43 |
| 7 | N. Hunt | England | 1 | 28 |
| 7 | L. Queyroi | France | 1 | 28 |
| 9 | Z. Harrison | England | 1 | 27 |
| 10 | V. Madia | Italy | 1 | 23 |
| 10 | F. Granzotto | Italy | 1 | 23 |

| | | | Minutes | Per 80* |
|----|-------------------|----------|---------|---------|
| 1 | P. Bourdon Sans.. | France | 61 | 89.2 |
| 2 | L. Packer | England | 55 | 80.0 |
| 3 | C. Mattinson | Scotland | 80 | 75.0 |
| 4 | A. Reilly | Ireland | 63 | 71.1 |
| 5 | K. Bevan | Wales | 74 | 62.7 |
| 6 | S. Stefan | Italy | 59 | 58.3 |
| 7 | Z. Harrison | England | 62 | 34.8 |
| 8 | L. Queyroi | France | 72 | 31.1 |
| 9 | V. Madia | Italy | 80 | 23.0 |
| 10 | H. Nelson | Scotland | 80 | 22.0 |

PASSING ACCURACY**

| | | | Total | % |
|----|--------------|----------|-------|--------|
| 1 | N. Hunt | England | 28 | 100.0% |
| 1 | F. Granzotto | Italy | 23 | 100.0% |
| 3 | L. Packer | England | 55 | 98.2% |
| 4 | S. Stefan | Italy | 43 | 97.7% |
| 5 | C. Mattinson | Scotland | 75 | 97.3% |
| 6 | K. Bevan | Wales | 58 | 96.6% |
| 7 | A. Reilly | Ireland | 56 | 96.4% |
| 7 | L. Queyroi | France | 28 | 96.4% |
| 9 | Z. Harrison | England | 27 | 96.3% |
| 10 | H. Nelson | Scotland | 22 | 95.5% |

| | | | Minutes | %* |
|----|-------------------|----------|---------|-------|
| 1 | L. Packer | England | 55 | 98.2% |
| 2 | S. Stefan | Italy | 59 | 97.7% |
| 3 | C. Mattinson | Scotland | 80 | 97.3% |
| 4 | K. Bevan | Wales | 74 | 96.6% |
| 5 | A. Reilly | Ireland | 63 | 96.4% |
| 5 | L. Queyroi | France | 72 | 96.4% |
| 7 | Z. Harrison | England | 62 | 96.3% |
| 8 | H. Nelson | Scotland | 80 | 95.5% |
| 9 | P. Bourdon Sans.. | France | 61 | 92.6% |
| 10 | V. Madia | Italy | 80 | 91.3% |

OFFLOADS

| | | | Games | Total |
|---|--------------|----------|-------|-------|
| 1 | A. Deshayes | France | 1 | 4 |
| 1 | M. Fall | France | 1 | 4 |
| 3 | E. Kildunne | England | 1 | 3 |
| 4 | R. Menager | France | 1 | 2 |
| 4 | B. Rigoni | Italy | 1 | 2 |
| 4 | M. Menager | France | 1 | 2 |
| 4 | A. Sochat | France | 1 | 2 |
| 4 | J. Breach | England | 1 | 2 |
| 4 | L. Delany | Ireland | 1 | 2 |
| 4 | H. Rowland | England | 1 | 2 |
| 4 | A. Khalfaoui | France | 1 | 2 |
| 4 | M. Feleu | France | 1 | 2 |
| 4 | E. Boulard | France | 1 | 2 |
| 4 | M. Smith | Scotland | 1 | 2 |

| | | | Minutes | Per 80* |
|----|--------------|----------|---------|---------|
| 1 | M. Fall | France | 51 | 6.3 |
| 2 | A. Deshayes | France | 56 | 5.7 |
| 3 | M. Menager | France | 44 | 3.6 |
| 4 | E. Kildunne | England | 80 | 3.0 |
| 5 | A. Sochat | France | 64 | 2.5 |
| 5 | A. Khalfaoui | France | 64 | 2.5 |
| 7 | M. Feleu | France | 67 | 2.4 |
| 8 | H. Rowland | England | 70 | 2.3 |
| 9 | M. Smith | Scotland | 76 | 2.1 |
| 10 | R. Menager | France | 80 | 2.0 |
| 10 | B. Rigoni | Italy | 80 | 2.0 |
| 10 | J. Breach | England | 80 | 2.0 |
| 10 | L. Delany | Ireland | 80 | 2.0 |
| 10 | E. Boulard | France | 80 | 2.0 |

■ ENGLAND

■ WALES

*Minimum 40 minutes played **Minimum 20 Passes



PLAYER RANKINGS - KICKS

2024 GUINNESS WOMEN'S SIX NATIONS

KICKS IN PLAY

| | | | Games | Total |
|----|-------------------|----------|-------|-------|
| 1 | N. Fowley | Ireland | 1 | 19 |
| 2 | S. Stefan | Italy | 1 | 14 |
| 3 | L. George | Wales | 1 | 11 |
| 3 | Z. Harrison | England | 1 | 11 |
| 5 | L. Queyroi | France | 1 | 10 |
| 6 | P. Bourdon Sans.. | France | 1 | 9 |
| 7 | D. O'Brien | Ireland | 1 | 7 |
| 8 | E. Boulard | France | 1 | 6 |
| 9 | M. Smith | Scotland | 1 | 5 |
| 10 | V. Madia | Italy | 1 | 4 |

| | | | Minutes | Per 80* |
|----|-------------------|----------|---------|---------|
| 1 | N. Fowley | Ireland | 41 | 37.1 |
| 2 | S. Stefan | Italy | 59 | 19.0 |
| 3 | Z. Harrison | England | 62 | 14.2 |
| 4 | D. O'Brien | Ireland | 40 | 14.0 |
| 5 | P. Bourdon Sans.. | France | 61 | 11.8 |
| 6 | L. Queyroi | France | 72 | 11.1 |
| 7 | L. George | Wales | 80 | 11.0 |
| 8 | E. Boulard | France | 80 | 6.0 |
| 9 | M. Smith | Scotland | 76 | 5.3 |
| 10 | E. Scarratt | England | 51 | 4.7 |

KICKING METRES

| | | | Games | Total |
|----|-------------------|----------|-------|-------|
| 1 | N. Fowley | Ireland | 1 | 642 |
| 2 | Z. Harrison | England | 1 | 348 |
| 3 | L. Queyroi | France | 1 | 273 |
| 4 | P. Bourdon Sans.. | France | 1 | 270 |
| 5 | S. Stefan | Italy | 1 | 266 |
| 6 | L. George | Wales | 1 | 256 |
| 7 | D. O'Brien | Ireland | 1 | 202 |
| 8 | M. Smith | Scotland | 1 | 169 |
| 9 | E. Boulard | France | 1 | 150 |
| 10 | V. Madia | Italy | 1 | 96 |

| | | | Minutes | Per 80* |
|----|-------------------|----------|---------|---------|
| 1 | N. Fowley | Ireland | 41 | 1,253.1 |
| 2 | Z. Harrison | England | 62 | 449.4 |
| 3 | D. O'Brien | Ireland | 40 | 404.8 |
| 4 | S. Stefan | Italy | 59 | 360.4 |
| 5 | P. Bourdon Sans.. | France | 61 | 354.4 |
| 6 | L. Queyroi | France | 72 | 303.7 |
| 7 | L. George | Wales | 80 | 255.6 |
| 8 | M. Smith | Scotland | 76 | 177.4 |
| 9 | E. Boulard | France | 80 | 150.4 |
| 10 | V. Madia | Italy | 80 | 96.1 |

METRES / KICKS IN PLAY**

| | | | Games | Avg* |
|----|------------------------|----------|-------|------|
| 1 | Lisa Thomson | Scotland | 1 | 37.0 |
| 2 | Gabrielle Vernier | France | 1 | 36.8 |
| 3 | Nicole Fowley | Ireland | 1 | 33.8 |
| 4 | Meryl Smith | Scotland | 1 | 33.7 |
| 5 | Helena Rowland | England | 1 | 32.1 |
| 6 | Zoe Harrison | England | 1 | 31.7 |
| 7 | Helen Nelson | Scotland | 1 | 31.7 |
| 8 | Caity Mattinson | Scotland | 1 | 30.3 |
| 9 | Pauline Bourdon Sansus | France | 1 | 30.0 |
| 10 | Dannah O'Brien | Ireland | 1 | 28.9 |

ENGLAND

WALES

*Minimum 40 minutes played **Minimum 2 Kicks / 80min



PLAYER RANKINGS - LINEOUTS

2024 GUINNESS WOMEN'S SIX NATIONS

LINEOUTS WON (INC. STEALS)

| | | | Games | Total |
|---|--------------|----------|-------|-------|
| 1 | G. Hermet | France | 1 | 7 |
| 1 | A. Ward | England | 1 | 7 |
| 3 | B. Lewis | Wales | 1 | 6 |
| 3 | M. Feleu | France | 1 | 6 |
| 5 | Z. Aldcroft | England | 1 | 5 |
| 5 | S. Bonar | Scotland | 1 | 5 |
| 5 | I. Locatelli | Italy | 1 | 5 |
| 8 | H. O'Connor | Ireland | 1 | 4 |
| 9 | E. Wassell | Scotland | 1 | 3 |
| 9 | V. Fedrighi | Italy | 1 | 3 |
| 9 | S. Tounesi | Italy | 1 | 3 |

| | | | Minutes | Per 80* |
|----|--------------|----------|---------|---------|
| 1 | M. Feleu | France | 67 | 7.2 |
| 2 | G. Hermet | France | 80 | 7.0 |
| 2 | A. Ward | England | 80 | 7.0 |
| 4 | B. Lewis | Wales | 80 | 6.0 |
| 5 | S. Bonar | Scotland | 69 | 5.8 |
| 6 | Z. Aldcroft | England | 80 | 5.0 |
| 6 | I. Locatelli | Italy | 80 | 5.0 |
| 8 | V. Fedrighi | Italy | 55 | 4.4 |
| 9 | S. Tounesi | Italy | 57 | 4.2 |
| 10 | H. O'Connor | Ireland | 80 | 4.0 |

LINEOUT STEALS

| | | | Games | Total |
|---|--------------|---------|-------|-------|
| 1 | Z. Aldcroft | England | 1 | 2 |
| 2 | I. Locatelli | Italy | 1 | 1 |
| 2 | A. Butchers | Wales | 1 | 1 |
| 2 | G. Hermet | France | 1 | 1 |
| 2 | K. Jones | Wales | 1 | 1 |
| 2 | M. Muir | England | 1 | 1 |

| | | | Minutes | Per 80* |
|---|--------------|---------|---------|---------|
| 1 | Z. Aldcroft | England | 80 | 2.0 |
| 2 | A. Butchers | Wales | 61 | 1.3 |
| 3 | K. Jones | Wales | 66 | 1.2 |
| 4 | I. Locatelli | Italy | 80 | 1.0 |
| 4 | G. Hermet | France | 80 | 1.0 |

OWN LINEOUTS WON

| | | | Games | Total |
|---|--------------|----------|-------|-------|
| 1 | A. Ward | England | 1 | 7 |
| 2 | G. Hermet | France | 1 | 6 |
| 2 | B. Lewis | Wales | 1 | 6 |
| 2 | M. Feleu | France | 1 | 6 |
| 6 | I. Locatelli | Italy | 1 | 4 |
| 6 | H. O'Connor | Ireland | 1 | 4 |
| 8 | Z. Aldcroft | England | 1 | 3 |
| 8 | E. Wassell | Scotland | 1 | 3 |
| 8 | V. Fedrighi | Italy | 1 | 3 |
| 8 | S. Tounesi | Italy | 1 | 3 |

| | | | Minutes | Per 80* |
|----|--------------|----------|---------|---------|
| 1 | M. Feleu | France | 67 | 7.2 |
| 2 | A. Ward | England | 80 | 7.0 |
| 3 | G. Hermet | France | 80 | 6.0 |
| 3 | B. Lewis | Wales | 80 | 6.0 |
| 5 | S. Bonar | Scotland | 69 | 5.8 |
| 6 | V. Fedrighi | Italy | 55 | 4.4 |
| 7 | S. Tounesi | Italy | 57 | 4.2 |
| 8 | I. Locatelli | Italy | 80 | 4.0 |
| 8 | H. O'Connor | Ireland | 80 | 4.0 |
| 10 | Z. Aldcroft | England | 80 | 3.0 |
| 10 | E. Wassell | Scotland | 80 | 3.0 |

■ ENGLAND

■ WALES

*Minimum 40 minutes played



PLAYER RANKINGS - TACKLES AND TURNOVERS

2024 GUINNESS WOMEN'S SIX NATIONS

SUCCESSFUL TACKLES

| | | | Games | Total |
|---|--------------|----------|-------|-------|
| 1 | N. Jones | Ireland | 1 | 23 |
| 2 | E. Wassell | Scotland | 1 | 20 |
| 3 | B. Lewis | Wales | 1 | 19 |
| 3 | A. Callender | Wales | 1 | 19 |
| 5 | A. Stewart | Scotland | 1 | 17 |
| 6 | Z. Aldcroft | England | 1 | 16 |
| 6 | B. Hogan | Ireland | 1 | 16 |
| 6 | A. Fleming | Wales | 1 | 16 |
| 9 | L. Djougang | Ireland | 1 | 14 |
| 9 | E. Gallagher | Scotland | 1 | 14 |
| 9 | A. Wafer | Ireland | 1 | 14 |

| | | | Minutes | Per 80* |
|----|-----------------|----------|---------|---------|
| 1 | N. Jones | Ireland | 80 | 23.0 |
| 2 | G. Evans | Wales | 40 | 22.0 |
| 3 | E. Wassell | Scotland | 80 | 20.0 |
| 4 | B. Lewis | Wales | 80 | 19.0 |
| 4 | A. Callender | Wales | 80 | 19.0 |
| 6 | L. Atkin-Davies | England | 51 | 18.8 |
| 7 | D. Wall | Ireland | 56 | 18.6 |
| 8 | A. Stewart | Scotland | 78 | 17.4 |
| 9 | L. Skeldon | Scotland | 61 | 17.0 |
| 10 | Z. Aldcroft | England | 80 | 16.0 |
| 10 | B. Hogan | Ireland | 80 | 16.0 |
| 10 | A. Fleming | Wales | 80 | 16.0 |

DOMINANT TACKLES

| | | | Games | Total |
|---|-----------------|----------|-------|-------|
| 1 | H. Nelson | Scotland | 1 | 4 |
| 2 | L. Djougang | Ireland | 1 | 3 |
| 2 | N. Jones | Ireland | 1 | 3 |
| 4 | A. Deshayes | France | 1 | 2 |
| 4 | L. Atkin-Davies | England | 1 | 2 |
| 4 | A. Dow | England | 1 | 2 |
| 4 | N. Konde | France | 1 | 2 |
| 4 | D. Wall | Ireland | 1 | 2 |
| 4 | M. Feleu | France | 1 | 2 |
| 4 | A. Wafer | Ireland | 1 | 2 |
| 4 | E. Orr | Scotland | 1 | 2 |
| 4 | A. Stewart | Scotland | 1 | 2 |

| | | | Minutes | Per 80* |
|----|-----------------|----------|---------|---------|
| 1 | H. Nelson | Scotland | 80 | 4.0 |
| 2 | L. Djougang | Ireland | 76 | 3.2 |
| 3 | L. Atkin-Davies | England | 51 | 3.1 |
| 4 | N. Jones | Ireland | 80 | 3.0 |
| 5 | A. Deshayes | France | 56 | 2.9 |
| 5 | D. Wall | Ireland | 56 | 2.9 |
| 7 | M. Feleu | France | 67 | 2.4 |
| 8 | A. Wafer | Ireland | 76 | 2.1 |
| 9 | A. Stewart | Scotland | 78 | 2.1 |
| 10 | A. Dow | England | 80 | 2.0 |
| 10 | N. Konde | France | 80 | 2.0 |
| 10 | E. Orr | Scotland | 80 | 2.0 |

TURNOVERS WON

| | | | Games | Total |
|---|-------------------|----------|-------|-------|
| 1 | B. Lewis | Wales | 1 | 3 |
| 2 | Z. Aldcroft | England | 1 | 2 |
| 2 | A. Callender | Wales | 1 | 2 |
| 2 | E. Gallagher | Scotland | 1 | 2 |
| 2 | K. Clifford | England | 1 | 2 |
| 6 | M. Packer | England | 1 | 1 |
| 6 | H. Nelson | Scotland | 1 | 1 |
| 6 | I. Locatelli | Italy | 1 | 1 |
| 6 | B. Rigoni | Italy | 1 | 1 |
| 6 | A. Butchers | Wales | 1 | 1 |
| 6 | A. Deshayes | France | 1 | 1 |
| 6 | G. Hermet | France | 1 | 1 |
| 6 | A. Ward | England | 1 | 1 |
| 6 | K. Jones | Wales | 1 | 1 |
| 6 | P. Bourdon Sans.. | France | 1 | 1 |

| | | | Minutes | Per 80* |
|---|-------------------|----------|---------|---------|
| 1 | K. Clifford | England | 51 | 3.1 |
| 2 | B. Lewis | Wales | 80 | 3.0 |
| 3 | Z. Aldcroft | England | 80 | 2.0 |
| 3 | A. Callender | Wales | 80 | 2.0 |
| 3 | E. Gallagher | Scotland | 80 | 2.0 |
| 6 | H. Botterman | England | 51 | 1.6 |
| 7 | A. Deshayes | France | 56 | 1.4 |
| 8 | M. Packer | England | 59 | 1.4 |
| 9 | A. Butchers | Wales | 61 | 1.3 |
| 9 | P. Bourdon Sans.. | France | 61 | 1.3 |

■ ENGLAND

■ WALES

*Minimum 40 minutes played



PLAYER RANKINGS - DISCIPLINE

2024 GUINNESS WOMEN'S SIX NATIONS

PENS CONCEDED

| | | | Games | Total |
|---|-------------------|----------|-------|-------|
| 1 | L. Bartlett | Scotland | 1 | 3 |
| 2 | J. Joyce | Wales | 1 | 2 |
| 2 | C. Mattinson | Scotland | 1 | 2 |
| 2 | S. Beckett | England | 1 | 2 |
| 2 | A. Fleming | Wales | 1 | 2 |
| 2 | C. Belisle | Scotland | 1 | 2 |
| 2 | G. Maris | Italy | 1 | 2 |
| 8 | M. Packer | England | 1 | 1 |
| 8 | E. Wassell | Scotland | 1 | 1 |
| 8 | H. Nelson | Scotland | 1 | 1 |
| 8 | R. Lloyd | Scotland | 1 | 1 |
| 8 | B. Rigoni | Italy | 1 | 1 |
| 8 | S. Stefan | Italy | 1 | 1 |
| 8 | K. Bevan | Wales | 1 | 1 |
| 8 | G. Prys | Wales | 1 | 1 |
| 8 | A. Deshayes | France | 1 | 1 |
| 8 | V. Fedrighi | Italy | 1 | 1 |
| 8 | A. Ward | England | 1 | 1 |
| 8 | S. Tounesi | Italy | 1 | 1 |
| 8 | B. Lewis | Wales | 1 | 1 |
| 8 | A. Sochat | France | 1 | 1 |
| 8 | P. Bourdon Sansus | France | 1 | 1 |
| 8 | G. Vernier | France | 1 | 1 |
| 8 | E. McMahon | Ireland | 1 | 1 |
| 8 | C. Joyeux | France | 1 | 1 |
| 8 | N. Fowley | Ireland | 1 | 1 |
| 8 | A. Callender | Wales | 1 | 1 |
| 8 | B. Parsons | Ireland | 1 | 1 |
| 8 | H. Rowland | England | 1 | 1 |
| 8 | D. Wall | Ireland | 1 | 1 |
| 8 | C. Escudero | France | 1 | 1 |
| 8 | D. Rose | Wales | 1 | 1 |
| 8 | A. D'Inca | Italy | 1 | 1 |
| 8 | S. Seye | Italy | 1 | 1 |
| 8 | M. Scuffil-McCabe | Ireland | 1 | 1 |
| 8 | S. Tuipulotu | Wales | 1 | 1 |
| 8 | E. Stevanin | Italy | 1 | 1 |
| 8 | E. Orr | Scotland | 1 | 1 |
| 8 | A. Dalton | Ireland | 1 | 1 |
| 8 | E. Martin | Scotland | 1 | 1 |
| 8 | K. Clifford | England | 1 | 1 |
| 8 | S. McGrath | Ireland | 1 | 1 |
| 8 | G. Cavina | Italy | 1 | 1 |
| 8 | A. Mwayembe | France | 1 | 1 |
| 8 | K. Corrigan | Ireland | 1 | 1 |
| 8 | A. Stewart | Scotland | 1 | 1 |

| | | | Minutes | Per 80* |
|----|--------------|----------|---------|---------|
| 1 | L. Bartlett | Scotland | 74 | 3.2 |
| 2 | C. Belisle | Scotland | 60 | 2.7 |
| 3 | G. Maris | Italy | 65 | 2.5 |
| 4 | J. Joyce | Wales | 80 | 2.0 |
| 4 | C. Mattinson | Scotland | 80 | 2.0 |
| 4 | A. Fleming | Wales | 80 | 2.0 |
| 7 | N. Fowley | Ireland | 41 | 2.0 |
| 8 | E. McMahon | Ireland | 51 | 1.6 |
| 8 | K. Clifford | England | 51 | 1.6 |
| 10 | V. Fedrighi | Italy | 55 | 1.5 |

CARDS

| | | | Games | Yellows |
|---|-------------|----------|-------|---------|
| 1 | H. Rowland | England | 1 | 1 |
| 1 | E. Stevanin | Italy | 1 | 1 |
| 1 | A. Stewart | Scotland | 1 | 1 |

| | | | Games | Reds |
|---|------------|---------|-------|------|
| 1 | S. Beckett | England | 1 | 1 |

■ ENGLAND

■ WALES

*Minimum 40 minutes played



PLAYER COMPARISON
2024 GUINNESS WOMEN'S SIX NATIONS
ENGLAND AND WALES



PLAYER COMPARISON - POINTS

2024 GUINNESS WOMEN'S SIX NATIONS

| POINTS | | | | | |
|---------|--------------|-------|-------|---|--------------|
| ENGLAND | | | WALES | | |
| | | Games | Total | | |
| 1 | E. Kildunne | 1 | 10 | | |
| 2 | Z. Harrison | 1 | 6 | 1 | K. Bevan |
| 3 | M. Packer | 1 | 5 | | |
| 3 | A. Ward | 1 | 5 | | |
| 3 | H. Botterman | 1 | 5 | 2 | A. Callender |
| 3 | H. Rowland | 1 | 5 | | |
| 3 | C. Powell | 1 | 5 | 2 | S. Tuipulotu |
| 3 | M. Carson | 1 | 5 | | |

| TRIES | | | | | |
|---------|--------------|-------|-------|---|--------------|
| ENGLAND | | | WALES | | |
| | | Games | Total | | |
| 1 | E. Kildunne | 1 | 2 | | |
| 2 | M. Packer | 1 | 1 | 1 | A. Callender |
| 2 | A. Ward | 1 | 1 | | |
| 2 | H. Botterman | 1 | 1 | | |
| 2 | H. Rowland | 1 | 1 | | |
| 2 | C. Powell | 1 | 1 | 1 | S. Tuipulotu |
| 2 | M. Carson | 1 | 1 | | |

| GOAL KICKING* | | | | | |
|---------------|--------------|------|--------|-------|----------|
| ENGLAND | | | WALES | | |
| | | Made | Missed | % | |
| 1 | Z. Harrison | 3 | 3 | 50.0% | |
| 1 | H. Aitchison | 1 | 1 | 50.0% | 1 |
| | | | | | K. Bevan |
| | | | | | 3 |
| | | | | | 0 |
| | | | | | 100.0% |

*Minimum 2 Kicks at Goal



PLAYER COMPARISON - CARRIES

2024 GUINNESS WOMEN'S SIX NATIONS

CARRIES

| ENGLAND | | | WALES | | |
|----------------|-------|-------|----------------|-------|-------|
| | Games | Total | | Games | Total |
| 1 E. Kildunne | 1 | 15 | 1 B. Lewis | 1 | 14 |
| 2 J. Breach | 1 | 11 | 2 G. Pyrs | 1 | 12 |
| 3 A. Ward | 1 | 10 | 3 A. Callender | 1 | 9 |
| 3 H. Botterman | 1 | 10 | 4 A. Fleming | 1 | 8 |
| 3 H. Rowland | 1 | 10 | 5 J. Joyce | 1 | 7 |

METRES

| ENGLAND | | | WALES | | |
|---------------|-------|-------|--------------|-------|-------|
| | Games | Total | | Games | Total |
| 1 E. Kildunne | 1 | 205.9 | 1 G. Pyrs | 1 | 42.5 |
| 2 H. Rowland | 1 | 90.1 | 2 B. Lewis | 1 | 39.7 |
| 3 J. Breach | 1 | 79.2 | 3 J. Hesketh | 1 | 39.4 |
| 4 A. Dow | 1 | 74.2 | 4 J. Joyce | 1 | 34.1 |
| 5 C. Powell | 1 | 55.9 | 5 L. George | 1 | 33.2 |

DEFENDERS BEATEN

| ENGLAND | | | WALES | | |
|---------------|-------|-------|---------------|-------|-------|
| | Games | Total | | Games | Total |
| 1 E. Kildunne | 1 | 7 | 1 J. Joyce | 1 | 2 |
| 1 H. Rowland | 1 | 7 | | | |
| 3 A. Dow | 1 | 3 | 2 K. Lake | 1 | 1 |
| 4 Z. Harrison | 1 | 2 | 2 H. Jones | 1 | 1 |
| 4 S. Kabeya | 1 | 2 | | | |
| 4 M. Carson | 1 | 2 | 2 N. Metcalfe | 1 | 1 |



PLAYER COMPARISON - PASSING

2024 GUINNESS WOMEN'S SIX NATIONS

PASSES

| ENGLAND | | | |
|---------|-------------|-------|-------|
| | | Games | Total |
| 1 | L. Packer | 1 | 55 |
| 2 | N. Hunt | 1 | 28 |
| 3 | Z. Harrison | 1 | 27 |
| 4 | H. Rowland | 1 | 19 |
| 5 | E. Kildunne | 1 | 13 |

| WALES | | | |
|-------|------------|-------|-------|
| | | Games | Total |
| 1 | K. Bevan | 1 | 58 |
| 2 | L. George | 1 | 19 |
| 3 | S. Jones | 1 | 12 |
| 4 | H. Jones | 1 | 5 |
| 5 | B. Lewis | 1 | 4 |
| 5 | J. Hesketh | 1 | 4 |

PASSING ACCURACY %**

| ENGLAND | | | |
|---------|-------------|-------|--------|
| | | Games | Total |
| 1 | N. Hunt | 1 | 100.0% |
| 2 | L. Packer | 1 | 98.2% |
| 3 | Z. Harrison | 1 | 96.3% |

| WALES | | | |
|-------|----------|-------|-------|
| | | Games | Total |
| 1 | K. Bevan | 1 | 96.6% |

OFFLOADS

| ENGLAND | | | |
|---------|-------------|-------|-------|
| | | Games | Total |
| 1 | E. Kildunne | 1 | 3 |
| 2 | J. Breach | 1 | 2 |
| 2 | H. Rowland | 1 | 2 |
| 4 | M. Packer | 1 | 1 |
| 4 | E. Scarratt | 1 | 1 |
| 4 | Z. Aldcroft | 1 | 1 |
| 4 | A. Matthews | 1 | 1 |
| 4 | A. Ward | 1 | 1 |
| 4 | M. Muir | 1 | 1 |
| 4 | M. Feaunati | 1 | 1 |

| WALES | | | |
|-------|-------------|-------|-------|
| | | Games | Total |
| 1 | A. Butchers | 1 | 1 |



PLAYER COMPARISON - KICKS

2024 GUINNESS WOMEN'S SIX NATIONS

KICKS IN PLAY

| ENGLAND | | | WALES | | | | |
|---------|--------------|-------|-------|-------|--------------|---|----|
| | Games | Total | | Games | Total | | |
| 1 | Z. Harrison | 1 | 11 | 1 | L. George | 1 | 11 |
| 2 | E. Scarratt | 1 | 3 | 2 | K. Bevan | 1 | 3 |
| 3 | H. Rowland | 1 | 2 | 3 | K. Lake | 1 | 2 |
| 3 | H. Aitchison | 1 | 2 | 4 | J. Joyce | 1 | 1 |
| 5 | N. Hunt | 1 | 1 | 4 | A. Callender | 1 | 1 |
| 5 | A. Dow | 1 | 1 | 4 | S. Jones | 1 | 1 |
| 5 | E. Kildunne | 1 | 1 | 4 | J. Hesketh | 1 | 1 |

KICKING METRES

| ENGLAND | | | WALES | | | | |
|---------|--------------|-------|-------|-------|--------------|---|-------|
| | Games | Total | | Games | Total | | |
| 1 | Z. Harrison | 1 | 348.3 | 1 | L. George | 1 | 255.6 |
| 2 | H. Aitchison | 1 | 81.1 | 2 | K. Bevan | 1 | 83.1 |
| 3 | H. Rowland | 1 | 64.2 | 3 | J. Hesketh | 1 | 38.9 |
| 4 | E. Scarratt | 1 | 60.4 | 4 | A. Callender | 1 | 31.9 |
| 5 | E. Kildunne | 1 | 54.6 | 5 | K. Lake | 1 | 23.9 |

METRES / KICKS IN PLAY**

| ENGLAND | | | WALES | | | | |
|---------|-------------|------|-------|-------|--------------|---|------|
| | Games | Avg* | | Games | Avg* | | |
| 1 | H. Rowland | 1 | 32.1 | 1 | J. Hesketh | 1 | 38.9 |
| 2 | Z. Harrison | 1 | 31.7 | 2 | A. Callender | 1 | 31.9 |
| 3 | E. Scarratt | 1 | 20.1 | 3 | K. Bevan | 1 | 27.7 |
| | | | | 4 | L. George | 1 | 23.2 |
| | | | | 5 | K. Lake | 1 | 12.0 |

*Minimum 40 minutes played **Minimum 2 Kicks / 80min



PLAYER COMPARISON - LINEOUTS

2024 GUINNESS WOMEN'S SIX NATIONS

LINEOUTS WON (INC. STEALS)

| ENGLAND | | | WALES | | |
|---------------|-------|-------|----------------|-------|-------|
| | Games | Total | | Games | Total |
| 1 A. Ward | 1 | 7 | 1 B. Lewis | 1 | 6 |
| 2 Z. Aldcroft | 1 | 5 | 2 A. Fleming | 1 | 2 |
| 3 M. Muir | 1 | 2 | 3 A. Butchers | 1 | 1 |
| 3 S. Kabeya | 1 | 2 | 3 K. Jones | 1 | 1 |
| | | | 3 A. Callender | 1 | 1 |
| | | | 3 G. Evans | 1 | 1 |

LINEOUT STEALS

| ENGLAND | | | WALES | | |
|---------------|-------|-------|---------------|-------|-------|
| | Games | Total | | Games | Total |
| 1 Z. Aldcroft | 1 | 2 | 1 A. Butchers | 1 | 1 |
| 2 M. Muir | 1 | 1 | 1 K. Jones | 1 | 1 |

OWN LINEOUTS WON

| ENGLAND | | | WALES | | |
|---------------|-------|------|----------------|-------|------|
| | Games | Avg* | | Games | Avg* |
| 1 A. Ward | 1 | 7 | 1 B. Lewis | 1 | 6 |
| 2 Z. Aldcroft | 1 | 3 | 2 A. Fleming | 1 | 2 |
| 3 S. Kabeya | 1 | 2 | 3 A. Callender | 1 | 1 |
| 4 M. Muir | 1 | 1 | 3 G. Evans | 1 | 1 |



PLAYER COMPARISON - TACKLES

2024 GUINNESS WOMEN'S SIX NATIONS

SUCCESSFUL TACKLES

| ENGLAND | | | |
|---------|-----------------|-------|-------|
| | | Games | Total |
| 1 | Z. Aldcroft | 1 | 16 |
| 2 | L. Atkin-Davies | 1 | 12 |
| 3 | A. Ward | 1 | 11 |
| 4 | M. Packer | 1 | 8 |
| 4 | S. Kabeya | 1 | 8 |
| 4 | K. Clifford | 1 | 8 |

| WALES | | | |
|-------|--------------|-------|-------|
| | | Games | Total |
| 1 | B. Lewis | 1 | 19 |
| 1 | A. Callender | 1 | 19 |
| 3 | A. Fleming | 1 | 16 |
| 4 | G. Evans | 1 | 11 |
| 5 | G. Pyrs | 1 | 10 |

DOMINANT TACKLES

| ENGLAND | | | |
|---------|-----------------|-------|-------|
| | | Games | Total |
| 1 | L. Atkin-Davies | 1 | 2 |
| 1 | A. Dow | 1 | 2 |
| 3 | Z. Aldcroft | 1 | 1 |
| 3 | M. Jones | 1 | 1 |
| 3 | S. Kabeya | 1 | 1 |
| 3 | K. Clifford | 1 | 1 |

| WALES | | | |
|-------|-------------|-------|-------|
| | | Games | Total |
| 1 | K. Lake | 1 | 1 |
| 1 | A. Butchers | 1 | 1 |
| 1 | D. Rose | 1 | 1 |
| 1 | N. Metcalfe | 1 | 1 |

TURNOVERS WON

| ENGLAND | | | |
|---------|--------------|-------|-------|
| | | Games | Total |
| 1 | Z. Aldcroft | 1 | 2 |
| 1 | K. Clifford | 1 | 2 |
| 3 | M. Packer | 1 | 1 |
| 3 | A. Ward | 1 | 1 |
| 3 | A. Dow | 1 | 1 |
| 3 | H. Botterman | 1 | 1 |
| 3 | J. Breach | 1 | 1 |
| 3 | M. Muir | 1 | 1 |

| WALES | | | |
|-------|--------------|-------|-------|
| | | Games | Total |
| 1 | B. Lewis | 1 | 3 |
| 2 | A. Callender | 1 | 2 |
| 3 | A. Butchers | 1 | 1 |
| 3 | K. Jones | 1 | 1 |



PLAYER COMPARISON - DISCIPLINE

2024 GUINNESS WOMEN'S SIX NATIONS

PENS CONCEDED

| ENGLAND | | | WALES | | |
|---------------|-------|-------|----------------|-------|-------|
| | Games | Total | | Games | Total |
| 1 S. Beckett | 1 | 2 | 1 J. Joyce | 1 | 2 |
| 2 M. Packer | 1 | 1 | 1 A. Fleming | 1 | 2 |
| 2 A. Ward | 1 | 1 | 3 K. Bevan | 1 | 1 |
| 2 H. Rowland | 1 | 1 | 3 G. Pyrs | 1 | 1 |
| 2 K. Clifford | 1 | 1 | 3 B. Lewis | 1 | 1 |
| | | | 3 A. Callender | 1 | 1 |
| | | | 3 D. Rose | 1 | 1 |
| | | | 3 S. Tuijulutu | 1 | 1 |

YELLOW CARDS

| ENGLAND | | | WALES | | |
|--------------|-------|-------|-------|-------|-------|
| | Games | Total | | Games | Total |
| 1 H. Rowland | 1 | 1 | | | |

RED CARDS

| ENGLAND | | | WALES | | |
|--------------|-------|-------|-------|-------|-------|
| | Games | Total | | Games | Total |
| 1 S. Beckett | 1 | 1 | | | |