



# POST-MATCH REPORT

## 2024

Round

Match Name

Round 1

France vs Ireland

Stade Vélodrome, Friday, February 02, 2024



INDEX

TEAMS

PLAYERS

LEADER-BOARDS

INDEX	PG
<b>TEAMS HEAD-TO-HEAD</b>	
Passing	3
Kicking	3
Territory (Kicks)	3
Box Kicks	4
Restarts	4
Lineouts	4
<b>PLAYERS HEAD-TO-HEAD</b>	
Passing	5
Box Kicks	5
Lineouts	6
Kicking	6
Restarts (From Halfway)	7
Territory (Kicks)	7
<b>LEADERBORADS</b>	
Top 5 Longest Kicks (m)	8
Average Kick Distance (m)	8
Top 5 Territory Gain (m)	8
Average Territory Gain (m)	8
Top 5 Box Kick Hang Time (s)	9
Average Box Kick Hang-Time (s)	9
Top 5 Restart Hang-Time (s)	9
Average Restart Hang-Time (s)	9
Top 5 Longest Passes (m)	9

# TEAM HEAD-TO-HEAD



INDEX

TEAMS

PLAYERS

LEADER-BOARDS

France ▼



Ireland ▼



## PASSING

114	Total Passes	164
55	<5m Passes	63
43	5 to 10m Passes	76
16	>10m Passes	25
666	Total Pass Distance (m)	1,051
20.2	Max. Pass Distance (m)	23.9
5.8	Avg. Pass Distance (m)	6.4
30.2	Avg. Pass Speed (km/h)	33.3



## KICKING



22	Total Kicks	35
706	Total Kick Distance (m)	1,095
51.6	Max. Kick Distance (m)	56.5
32.1	Avg. Kick Distance (m)	31.3



## TERRITORY



22	Total Kicks	35
608	Total Territory Gain (m)	930
51.0	Max. Territory Gain (m)	54.1
27.6	Avg. Territory Gain (m)	26.6
121	Territory Conceded From Penalty Kicks to Touch (m)	112

# TEAM HEAD-TO-HEAD



INDEX

TEAMS

PLAYERS

LEADER-BOARDS



## BOX KICKS



4	Total Kicks	3
31.7	Avg. Kick Distance (m)	25.4
4.2	Avg. Hangtime (s)	4.3
4.5	Max. Hangtime (s)	4.4



## RESTARTS



7	Total Kicks	3
33.0	Avg. Kick Distance (m)	33.6
3.7	Avg. Hangtime (s)	4.0
4.0	Max. Hangtime (s)	4.0



## LINEOUTS



17	Total Lineouts	12
7.4	Avg. Distance (m)	8.7
12 (71%)	Front (%)	6 (50%)
4 (24%)	Middle (%)	5 (42%)
1 (6%)	Back (%)	0 (0%)
0 (0%)	Long (%)	1 (8%)
313.1	Avg. Spin Rate (rpm)	335.2
32.3	Avg. Speed (km/h)	32.2
92.2	Avg. Spiral Efficiency (%)	96.4

# PLAYERS HEAD-TO-HEAD



INDEX

TEAMS

PLAYERS

LEADER-BOARDS



## PASSING (Scrum Halves)



<input type="text" value="Nolann Le Garrec"/>	<input type="text" value="Maxime Lucu"/>	Player	<input type="text" value="Jamison Gibson-P..."/>	<input type="text" value="Conor Murray"/>
20	33	Total Passes	77	9
144.1	212.1	Total Pass Distance (m)	617.3	64.2
14.8	15.2	Max. Pass Distance (m)	21.3	13.0
7.2	6.4	Avg. Pass Distance (m)	8.0	7.1
33.1	34.1	Avg. Pass Speed (km/h)	39.0	34.7



## BOX KICKS



<input type="text" value="Nolann Le Garrec"/>	<input type="text" value="Maxime Lucu"/>	Player	<input type="text" value="Jamison Gibson-P..."/>
1	3	Total Kicks	3
28.6	32.7	Avg. Kick Distance (m)	25.4
4.0	4.3	Avg. Hangtime (s)	4.3
4.0	4.5	Max. Hangtime (s)	4.4

# PLAYERS HEAD-TO-HEAD



INDEX

TEAMS

PLAYERS

LEADER-BOARDS



## LINEOUTS



Julien Marchand	Péato Mauvaka	Player	Dan Sheehan	Ronan Kelleher
4	13	Total Lineouts	10	2
6.9	7.6	Avg. Distance (m)	9.2	6.3
3 (75%)	9 (69%)	Front (%)	4 (40%)	2 (100%)
1 (25%)	3 (23%)	Middle (%)	5 (50%)	0 (0%)
0 (0%)	1 (8%)	Back (%)	0 (0%)	0 (0%)
0 (0%)	0 (0%)	Long (%)	1 (10%)	0 (0%)
303.6	316.0	Avg. Spin Rate (rpm)	348.9	266.9
29.5	33.1	Avg. Speed (km/h)	32.9	28.8
92.6	92.1	Avg. Spiral Efficiency (%)	97.2	92.6



## KICKING



Matthieu Jalibert	Thomas Ramos	Player	James Lowe	Jack Crowley
2	6	Total Kicks	11	7
70	275	Total Kick Distance (m)	496	193
44.6	51.6	Max. Kick Distance (m)	56.5	46.3
35.2	45.8	Avg. Kick Distance (m)	45.1	27.5

# PLAYERS HEAD-TO-HEAD







INDEX

TEAMS

PLAYERS

LEADER-BOARDS

		<b>RESTARTS (FROM HALFWAY)</b>		
<input type="text" value="Matthieu Jalibert"/>		Player		<input type="text" value="Jack Crowley"/>
7		Total Kicks		3
33.0		Avg. Kick Distance (m)		33.6
3.7		Avg. Hangtime (s)		4.0
4.0		Max. Hangtime (s)		4.0

				<b>TERRITORY</b>				
<input type="text" value="Maxime Lucu"/>		<input type="text" value="Thomas Ramos"/>		Player	<input type="text" value="James Lowe"/>		<input type="text" value="Jamison Gibson-Park"/>	
3		6		Total Kicks	11		9	
79		265		Total Territory Gain (m)	432		216	
34.2		51.0		Max. Territory Gain (m)	54.1		29.5	
26.5		44.2		Avg. Territory Gain (m)	39.3		23.9	

# LEADERBOARDS



INDEX

TEAMS

PLAYERS

LEADER-BOARDS

## Longest Kicks (m)

Player	Team	Distance
James Lowe	Ireland	56.5
Thomas Ramos	France	51.6
Jack Crowley	Ireland	46.3
Matthieu Jalibert	France	44.6
Nolann Le Garrec	France	44.5

## Avg. Kick Distance (m)

Player	Team	Avg.
Thomas Ramos	France	45.8
James Lowe	Ireland	45.1
Matthieu Jalibert	France	35.2
Nolann Le Garrec	France	33.5
Maxime Lucu	France	32.7

## Max. Territory Gain

Player	Team	Distance
James Lowe	Ireland	54.1
Thomas Ramos	France	51.0
Jack Crowley	Ireland	45.7
Nolann Le Garrec	France	43.9
Maxime Lucu	France	34.2

## Avg. Territory Gain (m)

Player	Team	Avg.
Thomas Ramos	France	44.2
James Lowe	Ireland	39.3
Nolann Le Garrec	France	32.3
Matthieu Jalibert	France	27.2
Maxime Lucu	France	26.5

# LEADERBOARDS



INDEX

TEAMS

PLAYERS

LEADER-BOARDS

## Max. Box Kick Hangtime (s)

Player	Team	Hangtime
Maxime Lucu	France	4.5
Jamison Gibson-Park	Ireland	4.4
Nolann Le Garrec	France	4.0

## Avg. Box Kick Hangtime (s)

Player	Team	Avg.
Maxime Lucu	France	4.3
Jamison Gibson-Park	Ireland	4.3
Nolann Le Garrec	France	4.0

## Max. Restart Hangtime (s)

Player	Team	Hangtime
Jack Crowley	Ireland	4.0
Matthieu Jalibert	France	4.0

## Avg. Restart Hangtime (s)

Player	Team	Avg.
Jack Crowley	Ireland	4.0
Matthieu Jalibert	France	3.7

## Longest Pass (m)

Player	Team	Distance
Robbie Henshaw	Ireland	23.9
Jamison Gibson-Park	Ireland	21.3
Gaël Fickou	France	20.2
Hugo Keenan	Ireland	19.3
Jack Crowley	Ireland	18.1