



POST-MATCH REPORT

2024

Round

Match Name

Round 2

England vs Wales

Twickenham Stadium, 10 February 2024



INDEX

TEAMS

PLAYERS

LEADER-BOARDS

INDEX	PG
TEAMS HEAD-TO-HEAD	
Passing	3
Kick In-Play	3
Territory (Kicks In-Play)	4
Penalty Kicks to Touch	4
Box Kicks	5
Restarts	5
Lineouts	5
PLAYERS HEAD-TO-HEAD	
Passing	6
Box Kicks	6
Lineouts	7
Kicks In-Play	7
Restarts (From Halfway)	8
Territory (Kicks In-Play)	8
LEADERBORADS	
Total Kicks Count	9
Avg. Kick Distance (m)	9
Longest Kicks (m)	9
Max. Territory Gain (m)	9
Avg. Territory Gain (m)	9
Longest Goal Kicks (m)	9
Max. Box Kick Hangtime (s)	10
Avg. Box Kick Hangtime (s)	10
Max. Restart Hangtime (s)	10
Avg. Restart Hangtime (s)	10
Total Passes Count	10
Longest Passes (m)	10

TEAM HEAD-TO-HEAD



INDEX

TEAMS

PLAYERS

LEADER-BOARDS

England ▼



Wales ▼



PASSING

96	Total Passes	143
39	<5m Passes	66
39	5 to 10m Passes	52
18	>10m Passes	25
630	Total Pass Distance (m)	896
21.7	Max. Pass Distance (m)	21.0
6.6	Avg. Pass Distance (m)	6.3
32.9	Avg. Pass Speed (km/h)	33.5



KICKS IN-PLAY



28	Total Kicks	29
697	Total Kick Distance (m)	782
53.1	Max. Kick Distance (m)	58.8
29.0	Avg. Kick Distance (m)	29.0

TEAM HEAD-TO-HEAD



INDEX

TEAMS

PLAYERS

LEADER-BOARDS



TERRITORY (KICKS IN-PLAY)



28	Total Kicks	29
598	Total Territory Gain (m)	591
50.9	Max. Territory Gain (m)	50.9
24.9	Avg. Territory Gain (m)	21.9



PENALTY KICKS TO TOUCH



3	Total Kicks	6
70	Total Territory Gain (m)	138
30.0	Max. Territory Gain (m)	28.0
23.4	Avg. Territory Gain (m)	23.0
138	Territory Conceded From Penalty Kicks to Touch (m)	70

TEAM HEAD-TO-HEAD



INDEX

TEAMS

PLAYERS

LEADER-BOARDS



BOX KICKS



10	Total Kicks	7
28.4	Avg. Kick Distance (m)	31.7
4.0	Avg. Hangtime (s)	3.9
4.4	Max. Hangtime (s)	4.4



RESTARTS (FROM HALFWAY)



3	Total Kicks	5
36.4	Avg. Kick Distance (m)	32.2
4.0	Avg. Hangtime (s)	3.5
4.2	Max. Hangtime (s)	3.9



LINEOUTS



12	Total Lineouts	16
8.6	Avg. Distance (m)	7.4
4 (33%)	Front (%)	10 (63%)
7 (58%)	Middle (%)	5 (31%)
1 (8%)	Back (%)	0 (0%)
0 (0%)	Long (%)	1 (6%)
316.7	Avg. Spin Rate (rpm)	294.4
29.9	Avg. Speed (km/h)	30.0
95.8	Avg. Spiral Efficiency (%)	94.8

PLAYERS HEAD-TO-HEAD



INDEX

TEAMS

PLAYERS

LEADER-BOARDS



PASSING (Scrum Halves)



<input type="text" value="Danny Care"/>	<input type="text" value="Alex Mitchell"/>	Player	<input type="text" value="Tomos Williams"/>	<input type="text" value="Kieran Hardy"/>
9	35	Total Passes	67	21
69.7	285.1	Total Pass Distance (m)	500.0	139.9
13.6	14.4	Max. Pass Distance (m)	14.9	12.0
7.7	8.1	Avg. Pass Distance (m)	7.5	6.7
38.9	40.2	Avg. Pass Speed (km/h)	36.3	33



BOX KICKS



<input type="text" value="Danny Care"/>	<input type="text" value="Alex Mitchell"/>	Player	<input type="text" value="Tomos Williams"/>
2	8	Total Kicks	7
31.4	27.7	Avg. Kick Distance (m)	31.7
3.9	4.1	Avg. Hangtime (s)	3.9
4.1	4.4	Max. Hangtime (s)	4.4

PLAYERS HEAD-TO-HEAD



INDEX

TEAMS

PLAYERS

LEADER-BOARDS



LINEOUTS



<input type="text" value="Theo Dan"/>	<input type="text" value="Jamie George"/>	Player	<input type="text" value="Elliot Dee"/>	<input type="text" value="Ryan Elias"/>
1	11	Total Lineouts	11	5
4.1	9.0	Avg. Distance (m)	7.5	7.3
1 (100%)	3 (27%)	Front (%)	7 (64%)	3 (60%)
0 (0%)	7 (64%)	Middle (%)	3 (27%)	2 (40%)
0 (0%)	1 (9%)	Back (%)	0 (0%)	0 (0%)
0 (0%)	0 (0%)	Long (%)	1 (9%)	0 (0%)
264	323.3	Avg. Spin Rate (rpm)	275.4	332.4
22.3	30.8	Avg. Speed (km/h)	29.4	31.2
96.0	95.8	Avg. Spiral Efficiency (%)	94.5	95.4



KICKS IN-PLAY



<input type="text" value="George Ford"/>	<input type="text" value="Alex Mitchell"/>	Player	<input type="text" value="Ioan Lloyd"/>	<input type="text" value="Tomos Williams"/>
7	11	Total Kicks	11	9
255	340	Total Kick Distance (m)	352	240
52.3	52.0	Max. Kick Distance (m)	58.8	41.7
36.4	30.9	Avg. Kick Distance (m)	32.0	26.6

PLAYERS HEAD-TO-HEAD









INDEX

TEAMS

PLAYERS

LEADER-BOARDS

		RESTARTS (FROM HALFWAY)		
<input type="text" value="George Ford"/>	Player	<input type="text" value="Ioan Lloyd"/>		
3	Total Kicks	5		
36.4	Avg. Kick Distance (m)	32.2		
4.0	Avg. Hangtime (s)	3.5		
4.2	Max. Hangtime (s)	3.9		

				TERRITORY (KICKS IN-PLAY)				
<input type="text" value="George Ford"/>	<input type="text" value="Alex Mitchell"/>	Player			<input type="text" value="Ioan Lloyd"/>	<input type="text" value="Tomos Williams"/>		
7	11	Total Kicks			11	9		
153	229	Total Territory Gain (m)			156	208		
45.5	39.1	Max. Territory Gain (m)			36.3	37.7		
25.4	25.5	Avg. Territory Gain (m)			15.6	23.1		

LEADERBOARDS



INDEX

TEAMS

PLAYERS

LEADER-BOARDS

Total Kicks Count

Player	Team	Count
Alex Mitchell	England	11
Ioan Lloyd	Wales	11
Tomos Williams	Wales	9
George Ford	England	7
Rio Dyer	Wales	5

Avg. Kick Distance (m)

Player	Team	Avg.
Josh Adams	Wales	49.6
Freddie Steward	England	38.8
George Ford	England	36.4
Cameron Winnett	Wales	33.3
Ioan Lloyd	Wales	32.0

Longest Kicks (m)

Player	Team	Distance
Ioan Lloyd	Wales	58.8
Elliot Daly	England	55.0
Freddie Steward	England	53.1
George Ford	England	52.3
Alex Mitchell	England	52.0

Max. Territory Gain

Player	Team	Distance
George Ford	England	45.5
Alex Mitchell	England	39.1
Danny Care	England	37.9
Tomos Williams	Wales	37.7
Rio Dyer	Wales	28.3

Avg. Territory Gain (m)

Player	Team	Avg.
Josh Adams	Wales	46.4
Cameron Winnett	Wales	36.5
Freddie Steward	England	35.1
Alex Mitchell	England	25.5
George Ford	England	25.4

Longest Goal Kicks (m)

Player	Team	Distance
George Ford	England	52.0
George Ford	England	50.2
George Ford	England	47.0
Ioan Lloyd	Wales	44.4

Max. Box Kick Hangtime (s)

Player	Team	Hangtime
Alex Mitchell	England	4.4
Tomos Williams	Wales	4.4
Danny Care	England	4.1

Avg. Box Kick Hangtime (s)

Player	Team	Avg.
Alex Mitchell	England	4.1
Tomos Williams	Wales	3.9
Danny Care	England	3.9

Max. Restart Hangtime (s)

Player	Team	Hangtime
George Ford	England	4.2
Ioan Lloyd	Wales	3.9

Avg. Restart Hangtime (s)

Player	Team	Avg.
George Ford	England	4.0
Ioan Lloyd	Wales	3.5

Total Passes Count

Player	Team	Count
Tomos Williams	Wales	67
Alex Mitchell	England	35
George Ford	England	22
Kieran Hardy	Wales	21
Ioan Lloyd	Wales	14

Longest Pass (m)

Player	Team	Distance
George Ford	England	21.7
Nick Tompkins	Wales	21.0
Adam Beard	Wales	17.2
Henry Slade	England	14.9
Tomos Williams	Wales	14.9