



PREVIEW REPORT



IRELAND vs WALES
GUINNESS MEN'S SIX NATIONS 2024
ROUND 3





IRELAND vs WALES

2024 GUINNESS MEN'S SIX NATIONS



OPTA FACTS

- Ireland have won six of their last seven Test matches against Wales (L1), including the last two in a row, as many as they'd won in their previous 15 encounters (D1 L8); Ireland's last three victories against Wales have come by 20+ points.
- Ireland are unbeaten in each of their last five home games against Wales in the Guinness Men's Six Nations (W4 D1), winning the last three in a row; they've never won more consecutive matches (W3 on 5 previous occasions) or enjoyed a longer unbeaten streak (W4 D1 between 1888-96) at home to Wales in the Championship (incl. Home/Five Nations).
- Ireland have won their last 10 matches in the Guinness Men's Six Nations, only England (W11, 2015-17) have won more consecutive matches in the Championship (incl. Home/Five Nations).
- Wales have lost nine of their last 10 matches in the Guinness Men's Six Nations (W1), including their last three in a row; however, five of those defeats have come by four points or fewer, including both matches so far this campaign (1 points v Scotland, 2 points v England).
- Ireland have won 38 of their last 40 Test matches on home soil (L2), with only England (2019) and France (2021) winning in Dublin in that spell; Ireland's current run of 17 consecutive home wins is their best ever such run in their Test history.
- Ireland have recorded the quickest average ruck speed in attack in the Guinness Men's Six Nations so far this year (3.3s), while in defence, Wales have slowed down the opposition breakdown more than any other team, with opposition rucks taking 5.1 seconds to complete on average.
- Wales have conceded just nine penalties in this year's Guinness Men's Six Nations, fewer than any other team, while Ireland have conceded the most (24); Warren Gatland's side are also the only team to have been awarded 20+ penalties this campaign (23).
- Wales captain Dafydd Jenkins has hit 68 attacking rucks in the Guinness Men's Six Nations this year, the most of any player and 11 more than Ireland's Caelan Doris who ranks joint second (57, level with Scott Cummings), while Corey Domachowski is the only player to hit 20+ attacking rucks and maintain a 100% effectiveness rate, clearing out or securing each of the 27 rucks he's hit.
- Rio Dyer (Wales) and James Lowe (Ireland) have each made four line breaks in the Guinness Men's Six Nations this year, more than any other player; meanwhile, three of the four players to score multiple tries in the Championship this year played for either Ireland (Dan Sheehan – 3, Calvin Nash – 2) or Wales (Alex Mann – 2).
- Ireland captain Peter O'Mahony is set to make his 50th appearance in the Guinness Men's Six Nations; he will be the 9th Ireland player to reach that milestone in the Championship (Rory Best, Ronan O'Gara, Brian O'Driscoll, Cian Healy, Johnny Sexton, Conor Murray, John Hayes, Paul O'Connell).



IRELAND MATCH SQUAD DETAILS

2024 GUINNESS MEN'S SIX NATIONS



| # | Player | Age | Height | Weight | Caps | Points | Tries | 6N Caps | 6N Pts | 6N Tries |
|----|---------------------|-----|--------|--------|------|--------|-------|---------|--------|----------|
| 15 | Ciaran Frawley | 26 | 188 | 92 | 2 | 2 | 0 | 1 | 0 | 0 |
| 14 | Calvin Nash | 26 | 178 | 90 | 3 | 10 | 2 | 2 | 10 | 2 |
| 13 | Robbie Henshaw | 30 | 192 | 100 | 69 | 50 | 10 | 36 | 35 | 7 |
| 12 | Bundee Aki | 33 | 178 | 102 | 53 | 80 | 16 | 26 | 25 | 5 |
| 11 | James Lowe | 31 | 188 | 106 | 28 | 65 | 13 | 14 | 35 | 7 |
| 10 | Jack Crowley | 24 | 185 | 89 | 11 | 52 | 1 | 3 | 22 | 1 |
| 9 | Jamison Gibson-Park | 31 | 175 | 83 | 32 | 30 | 6 | 15 | 15 | 3 |
| 1 | Andrew Porter | 28 | 183 | 125 | 61 | 25 | 5 | 27 | 10 | 2 |
| 2 | Dan Sheehan | 25 | 191 | 110 | 23 | 40 | 8 | 11 | 30 | 6 |
| 3 | Tadhg Furlong | 31 | 183 | 119 | 73 | 25 | 5 | 32 | 5 | 1 |
| 4 | Joe McCarthy | 22 | 198 | 112 | 7 | 5 | 1 | 2 | 0 | 0 |
| 5 | Tadhg Beirne | 32 | 198 | 113 | 47 | 50 | 10 | 16 | 15 | 3 |
| 6 | Peter O'Mahony | 34 | 191 | 106 | 102 | 25 | 5 | 49 | 5 | 1 |
| 7 | Josh van der Flier | 30 | 183 | 105 | 59 | 50 | 10 | 27 | 20 | 4 |
| 8 | Caelan Doris | 25 | 193 | 106 | 38 | 30 | 6 | 16 | 5 | 1 |
| 16 | Ronan Kelleher | 26 | 185 | 108 | 28 | 35 | 7 | 15 | 10 | 2 |
| 17 | Cian Healy | 36 | 185 | 110 | 126 | 60 | 12 | 61 | 30 | 6 |
| 19 | James Ryan | 27 | 201 | 107 | 61 | 25 | 5 | 26 | 10 | 2 |
| 20 | Ryan Baird | 24 | 198 | 104 | 17 | 5 | 1 | 10 | 5 | 1 |
| 21 | Jack Conan | 31 | 193 | 108 | 43 | 50 | 10 | 20 | 25 | 5 |
| 22 | Conor Murray | 34 | 189 | 93 | 113 | 105 | 16 | 54 | 62 | 10 |
| 23 | Stuart McCloskey | 31 | 193 | 110 | 16 | 20 | 4 | 5 | 0 | 0 |

WALES MATCH SQUAD DETAILS

2024 GUINNESS MEN'S SIX NATIONS



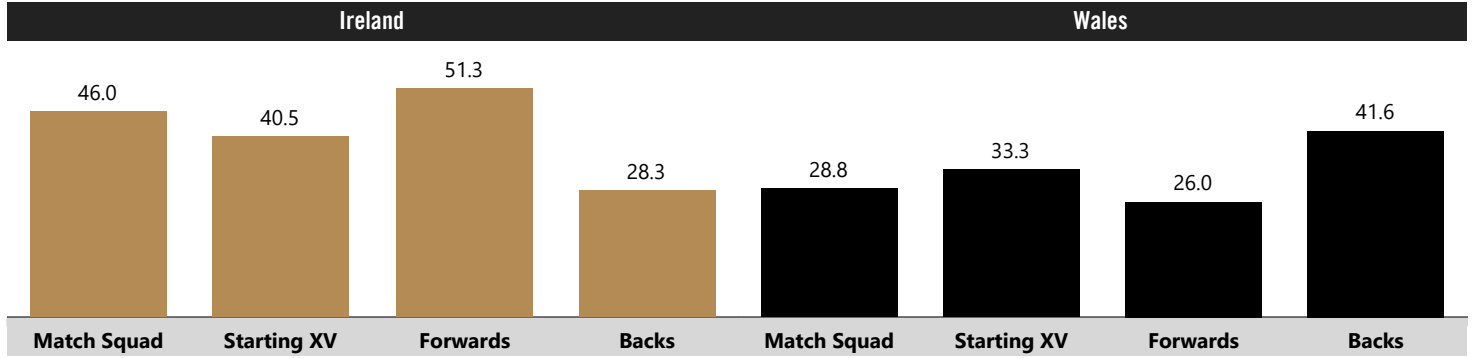
| # | Player | Age | Height | Weight | Caps | Points | Tries | 6N Caps | 6N Pts | 6N Tries |
|----|-------------------|-----|--------|--------|------|--------|-------|---------|--------|----------|
| 15 | Cameron Winnett | 21 | 180 | 85 | 2 | 0 | 0 | 2 | 0 | 0 |
| 14 | Josh Adams | 28 | 183 | 95 | 56 | 105 | 21 | 25 | 55 | 11 |
| 13 | George North | 31 | 193 | 109 | 119 | 235 | 47 | 50 | 115 | 23 |
| 12 | Nick Tompkins | 29 | 180 | 95 | 34 | 20 | 4 | 15 | 10 | 2 |
| 11 | Rio Dyer | 24 | 185 | 85 | 16 | 25 | 5 | 6 | 15 | 3 |
| 10 | Sam Costelow | 23 | 173 | 81 | 9 | 24 | 0 | 1 | 0 | 0 |
| 9 | Tomos Williams | 29 | 180 | 84 | 55 | 65 | 13 | 18 | 15 | 3 |
| 1 | Gareth Thomas | 30 | 188 | 118 | 27 | 0 | 0 | 10 | 0 | 0 |
| 2 | Elliot Dee | 29 | 183 | 104 | 48 | 10 | 2 | 16 | 0 | 0 |
| 3 | Keiron Assiratti | 26 | 183 | 118 | 4 | 0 | 0 | 2 | 0 | 0 |
| 4 | Dafydd Jenkins | 21 | 201 | 120 | 14 | 0 | 0 | 7 | 0 | 0 |
| 5 | Adam Beard | 28 | 203 | 116 | 53 | 0 | 0 | 22 | 0 | 0 |
| 6 | Alex Mann | 22 | 191 | 96 | 2 | 10 | 2 | 2 | 10 | 2 |
| 7 | Tommy Reffell | 24 | 183 | 100 | 15 | 5 | 1 | 7 | 0 | 0 |
| 8 | Aaron Wainwright | 26 | 191 | 101 | 45 | 10 | 2 | 16 | 5 | 1 |
| 16 | Ryan Elias | 29 | 188 | 110 | 40 | 20 | 4 | 12 | 0 | 0 |
| 17 | Corey Domachowski | 27 | 183 | 122 | 8 | 0 | 0 | 2 | 0 | 0 |
| 18 | Dillon Lewis | 28 | 185 | 124 | 54 | 5 | 1 | 18 | 5 | 1 |
| 19 | Will Rowlands | 32 | 203 | 125 | 30 | 10 | 2 | 10 | 0 | 0 |
| 20 | Mackenzie Martin | 20 | 196 | 115 | 0 | 0 | 0 | 0 | 0 | 0 |
| 21 | Kieran Hardy | 28 | 183 | 86 | 19 | 20 | 4 | 7 | 10 | 2 |
| 22 | Ioan Lloyd | 22 | 173 | 80 | 4 | 8 | 0 | 2 | 8 | 0 |
| 23 | Mason Grady | 21 | 196 | 105 | 8 | 0 | 0 | 4 | 0 | 0 |



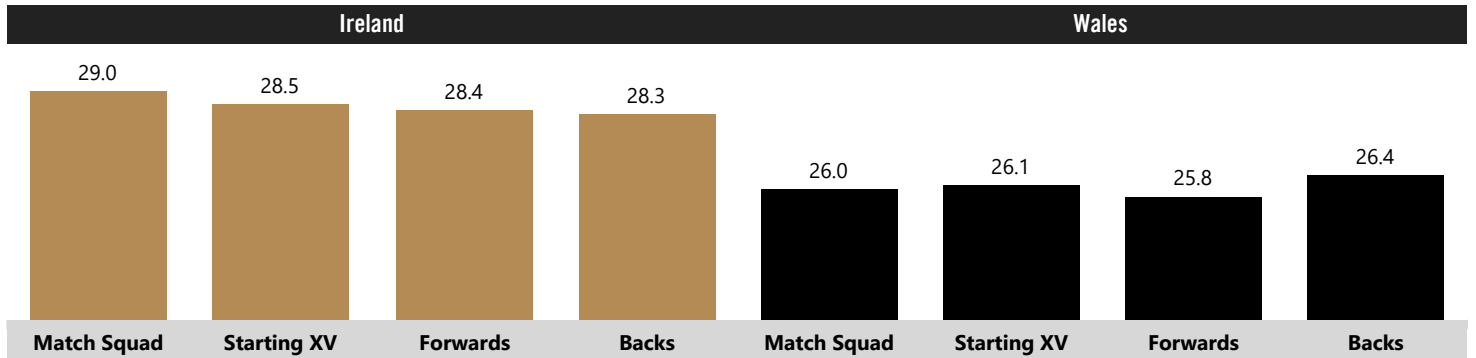
MATCH SQUAD COMPARISON

2024 GUINNESS MEN'S SIX NATIONS

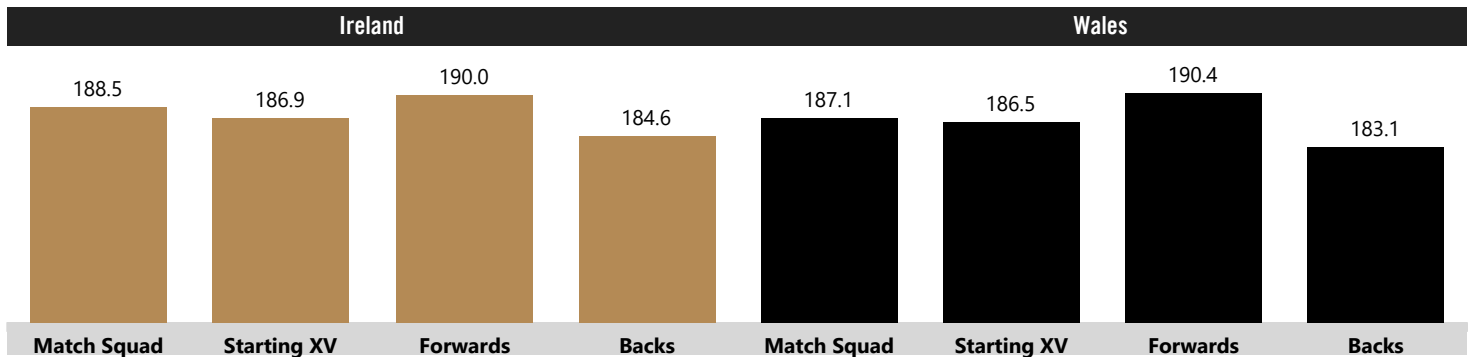
CAPS - AVERAGES



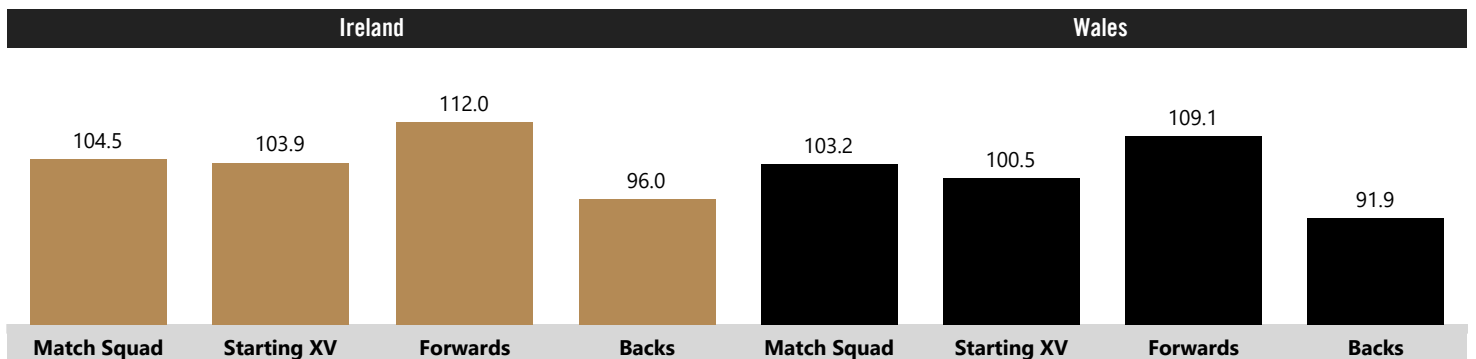
AGE - AVERAGES



HEIGHT - AVERAGES



WEIGHT - AVERAGES



LAST MATCH DETAILS

| IRELAND | | | | | | | | |
|---|---------------------|---------|-----------|----------|--------------|-----------|-----------|----------|
| Six Nations v Italy (11/02/2024) 36-0 (W) | | | | | | | | |
| # | Player | Minutes | Points | Tries | Ball Carries | Kicks | Tackles | Cards |
| 15 | Hugo Keenan | 56 | 0 | 0 | 7 | 2 | 1 | 0 |
| 14 | Calvin Nash | 80 | 5 | 1 | 10 | 1 | 0 | 0 |
| 13 | Robbie Henshaw | 63 | 0 | 0 | 9 | 0 | 4 | 0 |
| 12 | Stuart McCloskey | 80 | 0 | 0 | 18 | 1 | 7 | 0 |
| 11 | James Lowe | 80 | 5 | 1 | 12 | 9 | 6 | 0 |
| 10 | Jack Crowley | 80 | 9 | 1 | 18 | 5 | 3 | 0 |
| 9 | Craig Casey | 72 | 0 | 0 | 5 | 8 | 3 | 0 |
| 1 | Andrew Porter | 56 | 0 | 0 | 7 | 0 | 4 | 0 |
| 2 | Dan Sheehan | 56 | 10 | 2 | 10 | 0 | 7 | 0 |
| 3 | Finlay Bealham | 56 | 0 | 0 | 7 | 0 | 5 | 0 |
| 4 | Joe McCarthy | 80 | 0 | 0 | 5 | 0 | 4 | 0 |
| 5 | James Ryan | 60 | 0 | 0 | 7 | 0 | 8 | 0 |
| 6 | Ryan Baird | 66 | 0 | 0 | 9 | 0 | 8 | 0 |
| 7 | Caelan Doris | 80 | 0 | 0 | 12 | 0 | 9 | 0 |
| 8 | Jack Conan | 80 | 5 | 1 | 14 | 0 | 6 | 0 |
| 16 | Ronan Kelleher | 24 | 0 | 0 | 1 | 0 | 5 | 0 |
| 17 | Jeremy Loughman | 24 | 0 | 0 | 1 | 0 | 2 | 0 |
| 18 | Tom O'Toole | 24 | 0 | 0 | 1 | 0 | 1 | 0 |
| 19 | Iain Henderson | 20 | 0 | 0 | 2 | 0 | 1 | 0 |
| 20 | Josh van der Flier | 14 | 0 | 0 | 2 | 0 | 1 | 0 |
| 21 | Jamison Gibson-Park | 8 | 0 | 0 | 7 | 0 | 0 | 0 |
| 22 | Harry Byrne | 24 | 2 | 0 | 3 | 1 | 2 | 0 |
| 23 | Jordan Larmour | 17 | 0 | 0 | 1 | 0 | 1 | 0 |
| Team Total | | - | 36 | 6 | 168 | 27 | 88 | 0 |

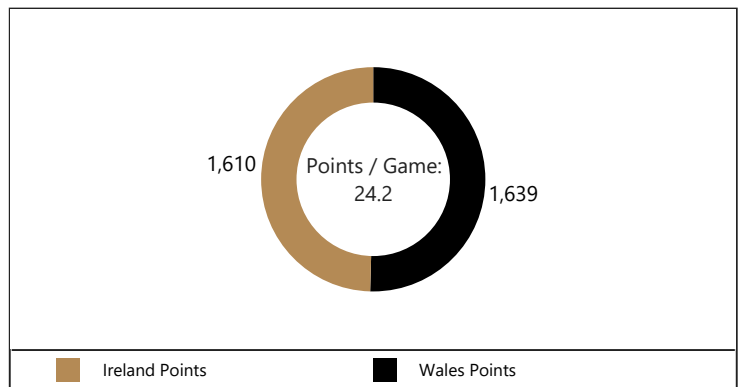
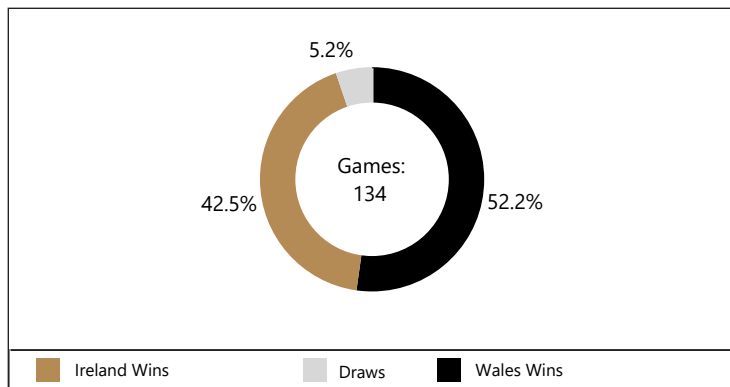
| WALES | | | | | | | | |
|--|-------------------|---------|----------|----------|--------------|-----------|------------|----------|
| Six Nations v England (10/02/2024) 16-14 (L) | | | | | | | | |
| # | Player | Minutes | Points | Tries | Ball Carries | Kicks | Tackles | Cards |
| 15 | Cameron Winnett | 80 | 0 | 0 | 9 | 2 | 1 | 0 |
| 14 | Josh Adams | 61 | 0 | 0 | 3 | 3 | 2 | 0 |
| 13 | George North | 80 | 0 | 0 | 9 | 0 | 1 | 0 |
| 12 | Nick Tompkins | 80 | 0 | 0 | 10 | 0 | 5 | 0 |
| 11 | Rio Dyer | 80 | 0 | 0 | 4 | 5 | 4 | 0 |
| 10 | Ioan Lloyd | 80 | 2 | 0 | 10 | 13 | 4 | 0 |
| 9 | Tomos Williams | 72 | 0 | 0 | 4 | 10 | 9 | 0 |
| 1 | Gareth Thomas | 59 | 0 | 0 | 7 | 0 | 6 | 0 |
| 2 | Elliot Dee | 55 | 0 | 0 | 7 | 0 | 6 | 0 |
| 3 | Keiron Assiratti | 55 | 0 | 0 | 1 | 0 | 2 | 0 |
| 4 | Dafydd Jenkins | 80 | 0 | 0 | 7 | 0 | 7 | 0 |
| 5 | Adam Beard | 68 | 0 | 0 | 3 | 0 | 4 | 0 |
| 6 | Alex Mann | 68 | 5 | 1 | 8 | 0 | 8 | 0 |
| 7 | Tommy Reffell | 80 | 0 | 0 | 8 | 0 | 14 | 0 |
| 8 | Aaron Wainwright | 80 | 0 | 0 | 13 | 0 | 9 | 0 |
| 16 | Ryan Elias | 25 | 0 | 0 | 4 | 0 | 5 | 0 |
| 17 | Corey Domachowski | 21 | 0 | 0 | 2 | 0 | 4 | 0 |
| 18 | Archie Griffin | 25 | 0 | 0 | 3 | 0 | 5 | 0 |
| 19 | Will Rowlands | 12 | 0 | 0 | 2 | 0 | 1 | 0 |
| 20 | Taine Basham | 12 | 0 | 0 | 4 | 0 | 3 | 0 |
| 21 | Kieran Hardy | 8 | 0 | 0 | 1 | 0 | 2 | 0 |
| 22 | Cai Evans | 1 | 0 | 0 | 0 | 0 | 0 | 0 |
| 23 | Mason Grady | 10 | 0 | 0 | 1 | 0 | 0 | 1 |
| Team Total | | - | 7 | 1 | 120 | 33 | 102 | 1 |



HEAD TO HEAD

ALL TIME

| | Games | Ireland Wins | Draws | Wales Wins |
|------------------|-------|--------------|-------|------------|
| Overall: | 134 | 57 | 7 | 70 |
| Ireland at Home: | 66 | 33 | 5 | 28 |
| Wales at Home: | 63 | 22 | 2 | 39 |
| Neutral Venue: | 5 | 2 | 0 | 3 |



LAST 10 MEETINGS

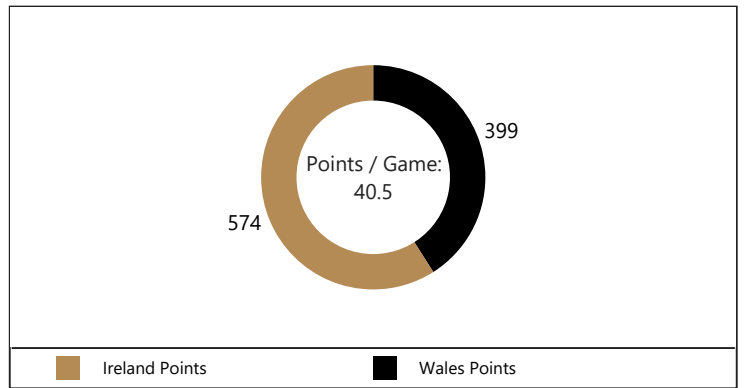
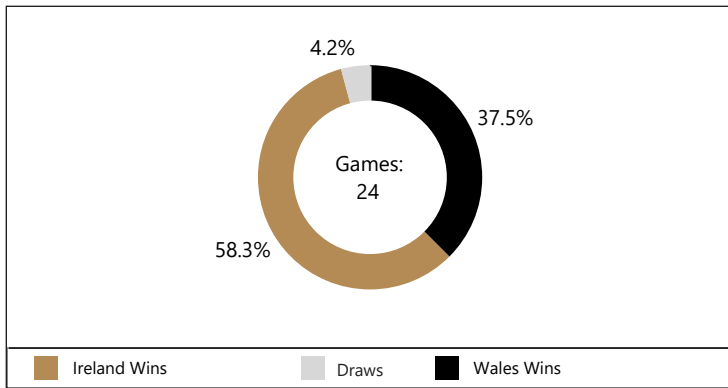
| Year | Date | Team | Score | Opposition | Venue | Winner |
|------|------------|---------|-------|------------|----------------------|---------|
| 2023 | 04/02/2023 | Wales | 10-34 | Ireland | Principality Stadium | Ireland |
| 2022 | 05/02/2022 | Ireland | 29-7 | Wales | Aviva Stadium | Ireland |
| 2021 | 07/02/2021 | Wales | 21-16 | Ireland | Principality Stadium | Wales |
| 2020 | 13/11/2020 | Ireland | 32-9 | Wales | Aviva Stadium | Ireland |
| 2020 | 08/02/2020 | Ireland | 24-14 | Wales | Aviva Stadium | Ireland |
| 2019 | 07/09/2019 | Ireland | 19-10 | Wales | Aviva Stadium | Ireland |
| 2019 | 31/08/2019 | Wales | 17-22 | Ireland | Principality Stadium | Ireland |
| 2019 | 16/03/2019 | Wales | 25-7 | Ireland | Principality Stadium | Wales |
| 2018 | 24/02/2018 | Ireland | 37-27 | Wales | Aviva Stadium | Ireland |
| 2017 | 10/03/2017 | Wales | 22-9 | Ireland | Principality Stadium | Wales |



HEAD TO HEAD

GUINNESS MEN'S SIX NATIONS

| | Games | Ireland Wins | Draws | Wales Wins |
|------------------|-------|--------------|-------|------------|
| Overall: | 24 | 14 | 1 | 9 |
| Ireland at Home: | 12 | 8 | 1 | 3 |
| Wales at Home: | 12 | 6 | 0 | 6 |



GUINNESS MEN'S SIX NATIONS MEETINGS

| Year | Date | Team | Score | Opposition | Venue | Winner |
|------|------------|---------|-------|------------|----------------------|-------------|
| 2023 | 04/02/2023 | Wales | 10-34 | Ireland | Principality Stadium | Ireland |
| 2022 | 05/02/2022 | Ireland | 29-7 | Wales | Aviva Stadium | Ireland |
| 2021 | 07/02/2021 | Wales | 21-16 | Ireland | Principality Stadium | Wales |
| 2020 | 08/02/2020 | Ireland | 24-14 | Wales | Aviva Stadium | Ireland |
| 2019 | 16/03/2019 | Wales | 25-7 | Ireland | Principality Stadium | Wales |
| 2018 | 24/02/2018 | Ireland | 37-27 | Wales | Aviva Stadium | Ireland |
| 2017 | 10/03/2017 | Wales | 22-9 | Ireland | Principality Stadium | Wales |
| 2016 | 07/02/2016 | Ireland | 16-16 | Wales | Aviva Stadium | Match drawn |
| 2015 | 14/03/2015 | Wales | 23-16 | Ireland | Principality Stadium | Wales |
| 2014 | 08/02/2014 | Ireland | 26-3 | Wales | Aviva Stadium | Ireland |
| 2013 | 02/02/2013 | Wales | 22-30 | Ireland | Principality Stadium | Ireland |
| 2012 | 05/02/2012 | Ireland | 21-23 | Wales | Aviva Stadium | Wales |
| 2011 | 12/03/2011 | Wales | 19-13 | Ireland | Principality Stadium | Wales |
| 2010 | 13/03/2010 | Ireland | 27-12 | Wales | Croke Park | Ireland |
| 2009 | 21/03/2009 | Wales | 15-17 | Ireland | Principality Stadium | Ireland |
| 2008 | 08/03/2008 | Ireland | 12-16 | Wales | Croke Park | Wales |
| 2007 | 04/02/2007 | Wales | 9-19 | Ireland | Principality Stadium | Ireland |
| 2006 | 26/02/2006 | Ireland | 31-5 | Wales | Lansdowne Road | Ireland |
| 2005 | 19/03/2005 | Wales | 32-20 | Ireland | Principality Stadium | Wales |
| 2004 | 22/02/2004 | Ireland | 36-15 | Wales | Lansdowne Road | Ireland |
| 2003 | 22/03/2003 | Wales | 24-25 | Ireland | Principality Stadium | Ireland |
| 2002 | 03/02/2002 | Ireland | 54-10 | Wales | Lansdowne Road | Ireland |
| 2001 | 13/10/2001 | Wales | 6-36 | Ireland | Principality Stadium | Ireland |
| 2000 | 01/04/2000 | Ireland | 19-23 | Wales | Lansdowne Road | Wales |



RESULTS

2024

| IRELAND | | | | | | | | |
|----------------|----------|-------------|-----|--------|-------------|------------|------------|------------|
| Date | Opponent | Comp | H/A | Result | F | A | TF | TA |
| 02/02/2024 | France | Six Nations | A | W | 38 | 17 | 5 | 2 |
| 11/02/2024 | Italy | Six Nations | H | W | 36 | 0 | 6 | 0 |
| Average | | | | | 37.0 | 8.5 | 5.5 | 1.0 |

| WALES | | | | | | | | |
|----------------|----------|-------------|-----|--------|-------------|-------------|------------|------------|
| Date | Opponent | Comp | H/A | Result | F | A | TF | TA |
| 03/02/2024 | Scotland | Six Nations | H | L | 26 | 27 | 4 | 3 |
| 10/02/2024 | England | Six Nations | A | L | 14 | 16 | 2 | 2 |
| Average | | | | | 20.0 | 21.5 | 3.0 | 2.5 |

Insights by 

LAST MEETING - STATISTICS

Wales 10-34 Ireland (2023-02-04 - Six Nations)

| Wales | | Ireland |
|-------|--------------------------|---------|
| 1 | Tries | 4 |
| 1 | Conversions | 4 |
| 1 | Penalty Goals | 2 |
| 140 | Ball Carries | 133 |
| 10 | Offloads | 5 |
| 6 | Line Breaks | 6 |
| 17 | Defenders Beaten | 33 |
| 745 | Carry Metres | 689 |
| 217 | Total Tackles | 172 |
| 33 | Missed Tackle | 17 |
| 3 | Turnovers Won | 9 |
| 13 | Turnover Conceded | 7 |
| 10 | Lineouts Won | 15 |
| 3 | Lineouts Lost | 0 |
| 15 | Total Penalties Conceded | 13 |
| 25 | Kicks in Play | 29 |

| # | Player | Minutes Played | Tries | Points | Ball Carries | Defenders Beaten | Tackles | Tackles - Success | Turnovers Won | Pens Conceded |
|----|-----------------|----------------|-------|--------|--------------|------------------|---------|-------------------|---------------|---------------|
| 15 | Liam Williams | 70 | 1 | 5 | 14 | 8 | 5 | 2 | 1 | 2 |
| 14 | Josh Adams | 80 | 0 | 0 | 8 | 1 | 6 | 6 | 0 | 1 |
| 13 | George North | 80 | 0 | 0 | 10 | 0 | 7 | 4 | 0 | 0 |
| 12 | Joe Hawkins | 80 | 0 | 0 | 11 | 1 | 11 | 7 | 0 | 0 |
| 11 | Rio Dyer | 68 | 0 | 0 | 7 | 4 | 4 | 4 | 0 | 0 |
| 10 | Dan Biggar | 67 | 0 | 5 | 10 | 1 | 10 | 9 | 0 | 2 |
| 9 | Tomos Williams | 63 | 0 | 0 | 8 | 0 | 7 | 6 | 0 | 0 |
| 1 | Gareth Thomas | 54 | 0 | 0 | 5 | 0 | 14 | 14 | 0 | 1 |
| 2 | Ken Owens | 61 | 0 | 0 | 12 | 0 | 16 | 15 | 0 | 0 |
| 3 | Tomas Francis | 40 | 0 | 0 | 0 | 0 | 13 | 12 | 0 | 0 |
| 4 | Adam Beard | 80 | 0 | 0 | 2 | 0 | 17 | 15 | 0 | 2 |
| 5 | Alun Wyn Jones | 61 | 0 | 0 | 8 | 0 | 12 | 11 | 0 | 0 |
| 6 | Jac Morgan | 80 | 0 | 0 | 7 | 1 | 21 | 17 | 1 | 0 |
| 7 | Justin Tipuric | 54 | 0 | 0 | 4 | 0 | 14 | 14 | 0 | 1 |
| 8 | Taulupe Faletau | 80 | 0 | 0 | 13 | 0 | 24 | 21 | 0 | 3 |
| 16 | Scott Baldwin | 19 | 0 | 0 | 4 | 0 | 3 | 2 | 0 | 0 |
| 17 | Rhys Carré | 26 | 0 | 0 | 0 | 0 | 6 | 3 | 1 | 0 |
| 18 | Dillon Lewis | 40 | 0 | 0 | 3 | 0 | 7 | 5 | 0 | 1 |
| 19 | Dafydd Jenkins | 19 | 0 | 0 | 6 | 1 | 4 | 3 | 0 | 0 |
| 20 | Tommy Reffell | 26 | 0 | 0 | 2 | 0 | 10 | 8 | 0 | 0 |
| 21 | Rhys Webb | 17 | 0 | 0 | 2 | 0 | 3 | 3 | 0 | 1 |
| 22 | Owen Williams | 13 | 0 | 0 | 1 | 0 | 1 | 1 | 0 | 0 |
| 23 | Alex Cuthbert | 12 | 0 | 0 | 3 | 0 | 2 | 2 | 0 | 0 |

| # | Player | Minutes | Tries | Points | Ball Carries | Defenders Beaten | Tackles | Tackles - Success | Turnovers Won | Pens Conceded |
|----|--------------------|---------|-------|--------|--------------|------------------|---------|-------------------|---------------|---------------|
| 15 | Hugo Keenan | 80 | 0 | 0 | 11 | 3 | 1 | 0 | 0 | 1 |
| 14 | Mack Hansen | 80 | 0 | 0 | 7 | 2 | 9 | 7 | 0 | 0 |
| 13 | Garry Ringrose | 80 | 0 | 0 | 9 | 3 | 14 | 10 | 0 | 0 |
| 12 | Stuart McCloskey | 60 | 0 | 0 | 9 | 2 | 9 | 8 | 0 | 0 |
| 11 | James Lowe | 80 | 1 | 5 | 6 | 3 | 8 | 5 | 2 | 1 |
| 10 | Johnny Sexton | 68 | 0 | 12 | 8 | 3 | 7 | 7 | 2 | 1 |
| 9 | Conor Murray | 64 | 0 | 0 | 5 | 0 | 3 | 2 | 0 | 1 |
| 1 | Andrew Porter | 73 | 0 | 0 | 10 | 0 | 13 | 12 | 0 | 6 |
| 2 | Dan Sheehan | 73 | 0 | 0 | 9 | 6 | 9 | 7 | 1 | 0 |
| 3 | Finlay Bealham | 60 | 0 | 0 | 5 | 2 | 13 | 13 | 0 | 0 |
| 4 | Tadhg Beirne | 54 | 0 | 0 | 9 | 0 | 10 | 9 | 0 | 0 |
| 5 | James Ryan | 80 | 1 | 5 | 4 | 0 | 14 | 14 | 1 | 1 |
| 6 | Peter O'Mahony | 60 | 0 | 0 | 8 | 1 | 6 | 5 | 0 | 0 |
| 7 | Josh van der Flier | 80 | 1 | 5 | 6 | 3 | 14 | 14 | 0 | 0 |
| 8 | Caelan Doris | 80 | 1 | 5 | 11 | 1 | 18 | 18 | 1 | 0 |
| 16 | Rob Herring | 7 | 0 | 0 | 2 | 0 | 4 | 4 | 0 | 0 |
| 17 | Dave Kilcoyne | 7 | 0 | 0 | 1 | 1 | 5 | 5 | 0 | 0 |
| 18 | Tom O'Toole | 20 | 0 | 0 | 1 | 0 | 5 | 5 | 0 | 0 |
| 19 | Iain Henderson | 26 | 0 | 0 | 4 | 1 | 3 | 3 | 0 | 1 |
| 20 | Jack Conan | 20 | 0 | 0 | 2 | 0 | 4 | 4 | 1 | 0 |
| 21 | Craig Casey | 16 | 0 | 0 | 3 | 0 | 1 | 1 | 0 | 1 |
| 22 | Ross Byrne | 12 | 0 | 2 | 1 | 1 | 0 | 0 | 0 | 0 |
| 23 | Bundee Aki | 20 | 0 | 0 | 2 | 1 | 2 | 2 | 1 | 0 |



TEAM ANALYSIS

2024 GUINNESS MEN'S SIX NATIONS

TEAM ANALYSIS - MATCH AVERAGES

2024 GUINNESS MEN'S SIX NATIONS

| IRFU | | WELSH | | |
|------|--------|-----------------------|-------|---|
| 1 | 37.0 | Points | 20.0 | 4 |
| 1 | 5.5 | Tries | 2.5 | 2 |
| 5 | 69.2% | Goal Kicking % | 80.0% | 3 |
| 1 | 140.5 | Carries | 130.0 | 2 |
| 1 | 860.2 | Carry Metres | 640.0 | 3 |
| 1 | 10.5 | Opposition 22 Entries | 8.5 | 3 |
| 1 | 3.5 | Points / Opp 22 Entry | 2.4 | 5 |
| 1 | 9.0 | Line Breaks | 5.0 | 2 |
| 1 | 26.5 | Defenders Beaten | 22.0 | 3 |
| 2 | 7.5 | Offloads | 5.0 | 5 |
| 1 | 215.5 | Passes | 167.0 | 2 |
| 5 | 30.0 | Kicks From Hand | 33.0 | 2 |
| 6 | 103.0 | Tackles | 129.0 | 4 |
| 2 | 18.5 | Missed Tackles | 17.5 | 1 |
| 6 | 84.8% | Tackle % | 88.1% | 3 |
| 5 | 4.5 | Dominant Tackles | 2.5 | 6 |
| 6 | 12.0 | Pens Conceded | 4.5 | 1 |
| 1 | 0.5 | Yellow Cards | 0.5 | 1 |
| 1 | 0 | Red Cards (Total) | 0 | 1 |
| 1 | 5.0 | Turnovers Won | 3.5 | 3 |
| 2 | 9.0 | Turnovers Conceded | 11.0 | 3 |
| 1 | 100.0% | Lineout Success % | 77.8% | 5 |
| 2 | 92.9% | Scrum Success % | 87.5% | 4 |
| 5 | 96.8% | Ruck Success % | 99.5% | 1 |
| 1 | 52.2% | Gainline Forward % | 32.8% | 6 |

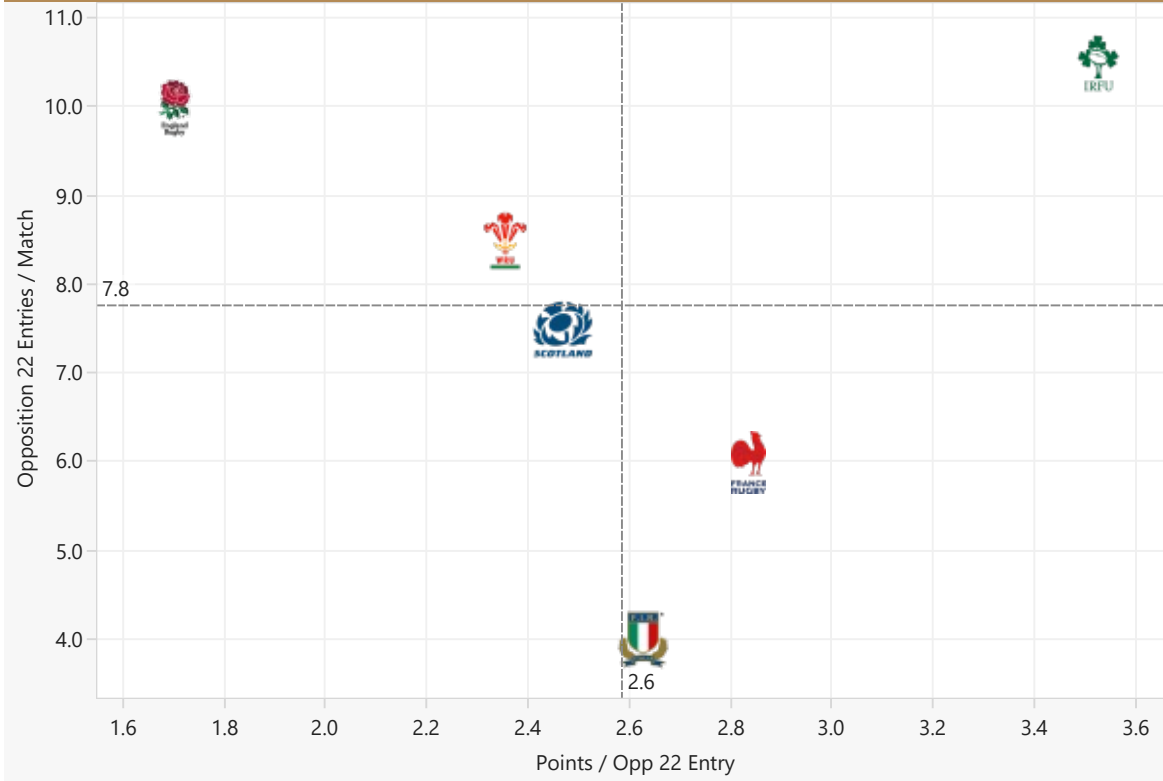
Ranking - Best to Worst

All stats are on a per match basis (unless stated otherwise)

TEAM ANALYSIS - 22 ENTRIES

2024 GUINNESS MEN'S SIX NATIONS

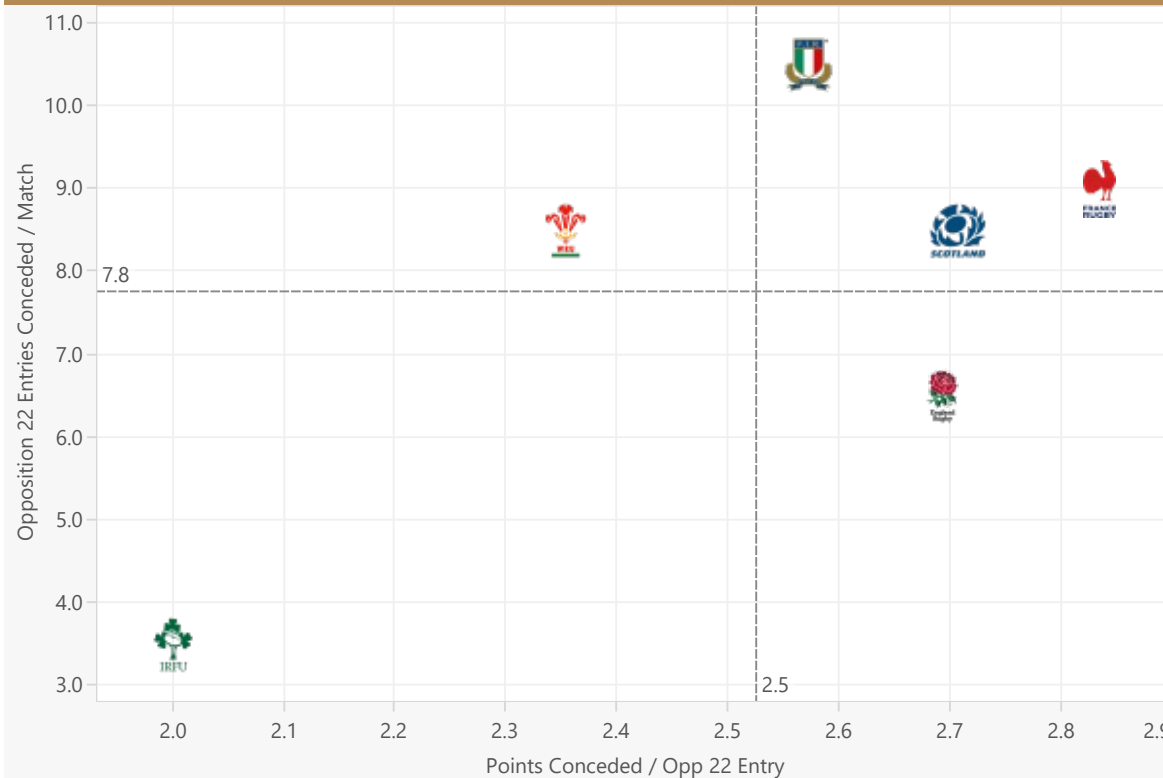
22 ENTRIES FOR



| 22 Entries / Match | |
|--------------------|------|
| Ireland | 10.5 |
| England | 10.0 |
| Wales | 8.5 |
| Scotland | 7.5 |
| France | 6.0 |
| Italy | 4.0 |

| Points / Entry | |
|----------------|-----|
| Ireland | 3.5 |
| France | 2.8 |
| Italy | 2.6 |
| Scotland | 2.5 |
| Wales | 2.4 |
| England | 1.7 |

22 ENTRIES AGAINST



| 22 Entries Con. / Match | |
|-------------------------|------|
| Italy | 10.5 |
| France | 9.0 |
| Wales | 8.5 |
| Scotland | 8.5 |
| England | 6.5 |
| Ireland | 3.5 |

| Points Con / Entry | |
|--------------------|-----|
| France | 2.8 |
| Scotland | 2.7 |
| England | 2.7 |
| Italy | 2.6 |
| Wales | 2.4 |
| Ireland | 2.0 |

TEAM ANALYSIS - POINTS & TRIES

2024 GUINNESS MEN'S SIX NATIONS

POINTS PER PERIOD

| | SCORED | | | | | CONCEDED | | | | |
|--------------|--------|--------|--------|--------|---------|----------|--------|--------|--------|---------|
| | Total | 1'-20' | 21'-HT | HT-60' | 61'-80' | Total | 1'-20' | 21'-HT | HT-60' | 61'-80' |
| England | 43 | 13 | 6 | 13 | 11 | 38 | 17 | 14 | 0 | 7 |
| France | 37 | 3 | 17 | 7 | 10 | 54 | 17 | 13 | 10 | 14 |
| Ireland | 74 | 15 | 21 | 12 | 26 | 17 | 0 | 10 | 7 | 0 |
| Italy | 24 | 10 | 7 | 0 | 7 | 63 | 13 | 20 | 15 | 15 |
| Scotland | 43 | 17 | 16 | 10 | 0 | 46 | 3 | 7 | 12 | 24 |
| Wales | 40 | 7 | 7 | 12 | 14 | 43 | 15 | 10 | 10 | 8 |
| Total | 261 | 65 | 74 | 54 | 68 | 261 | 65 | 74 | 54 | 68 |

TRIES PER PERIOD

| | SCORED | | | | | CONCEDED | | | | |
|--------------|--------|--------|--------|--------|---------|----------|--------|--------|--------|---------|
| | Total | 1'-20' | 21'-HT | HT-60' | 61'-80' | Total | 1'-20' | 21'-HT | HT-60' | 61'-80' |
| England | 4 | 2 | 0 | 1 | 1 | 5 | 2 | 2 | 0 | 1 |
| France | 4 | 0 | 2 | 1 | 1 | 6 | 2 | 1 | 1 | 2 |
| Ireland | 11 | 2 | 3 | 2 | 4 | 2 | 0 | 1 | 1 | 0 |
| Italy | 3 | 1 | 1 | 0 | 1 | 8 | 2 | 2 | 2 | 2 |
| Scotland | 4 | 2 | 1 | 1 | 0 | 6 | 0 | 1 | 2 | 3 |
| Wales | 6 | 1 | 1 | 2 | 2 | 5 | 2 | 1 | 1 | 1 |
| Total | 32 | 8 | 8 | 7 | 9 | 32 | 8 | 8 | 7 | 9 |

TRIES PER PHASE

| | SCORED | | | | | CONCEDED | | | | |
|--------------|--------|---|-----|-----|----|----------|---|-----|-----|----|
| | Total | 1 | 2-3 | 4-6 | 7+ | Total | 1 | 2-3 | 4-6 | 7+ |
| England | 4 | 1 | 1 | 1 | 1 | 5 | 1 | 2 | 1 | 1 |
| France | 4 | 0 | 2 | 1 | 1 | 6 | 2 | 1 | 1 | 2 |
| Ireland | 11 | 3 | 1 | 3 | 4 | 2 | 0 | 1 | 1 | 0 |
| Italy | 3 | 0 | 2 | 0 | 1 | 8 | 1 | 1 | 4 | 2 |
| Scotland | 4 | 1 | 0 | 1 | 2 | 6 | 2 | 2 | 1 | 1 |
| Wales | 6 | 3 | 1 | 2 | 0 | 5 | 2 | 0 | 0 | 3 |
| Total | 32 | 8 | 7 | 8 | 9 | 32 | 8 | 7 | 8 | 9 |

TRY ORIGIN

| | SCORED | | | | | | CONCEDED | | | | | |
|--------------|--------|----------------|---------|-------|-------------|----------|----------|----------------|---------|-------|-------------|----------|
| | Total | Counter Attack | Lineout | Scrum | Tap Penalty | Turnover | Total | Counter Attack | Lineout | Scrum | Tap Penalty | Turnover |
| England | 4 | 1 | 2 | 1 | 0 | 0 | 5 | 3 | 2 | 0 | 0 | 0 |
| France | 4 | 0 | 1 | 1 | 1 | 1 | 6 | 1 | 5 | 0 | 0 | 0 |
| Ireland | 10 | 0 | 9 | 1 | 0 | 0 | 2 | 0 | 1 | 0 | 1 | 0 |
| Italy | 3 | 2 | 1 | 0 | 0 | 0 | 7 | 1 | 5 | 1 | 0 | 0 |
| Scotland | 4 | 2 | 0 | 0 | 0 | 2 | 6 | 0 | 2 | 1 | 2 | 1 |
| Wales | 6 | 1 | 3 | 0 | 2 | 0 | 5 | 1 | 1 | 1 | 0 | 2 |
| Total | 31 | 6 | 16 | 3 | 3 | 3 | 31 | 6 | 16 | 3 | 3 | 3 |

Max & Min values are highlighted per time-frame/phase/section



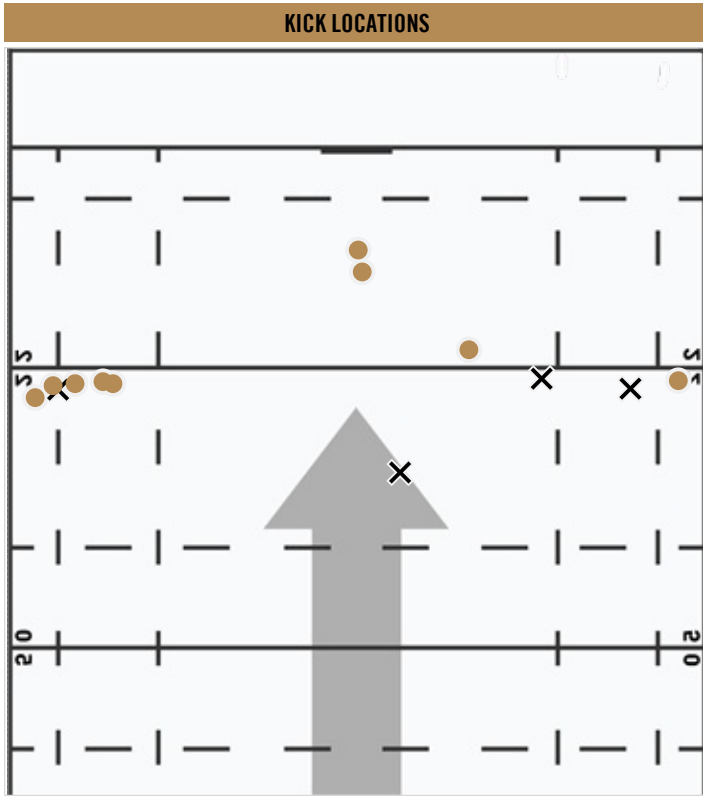
TEAM ANALYSIS

IRELAND STATISTICS



KICKING


IRELAND - 2024 GUINNESS MEN'S SIX NATIONS



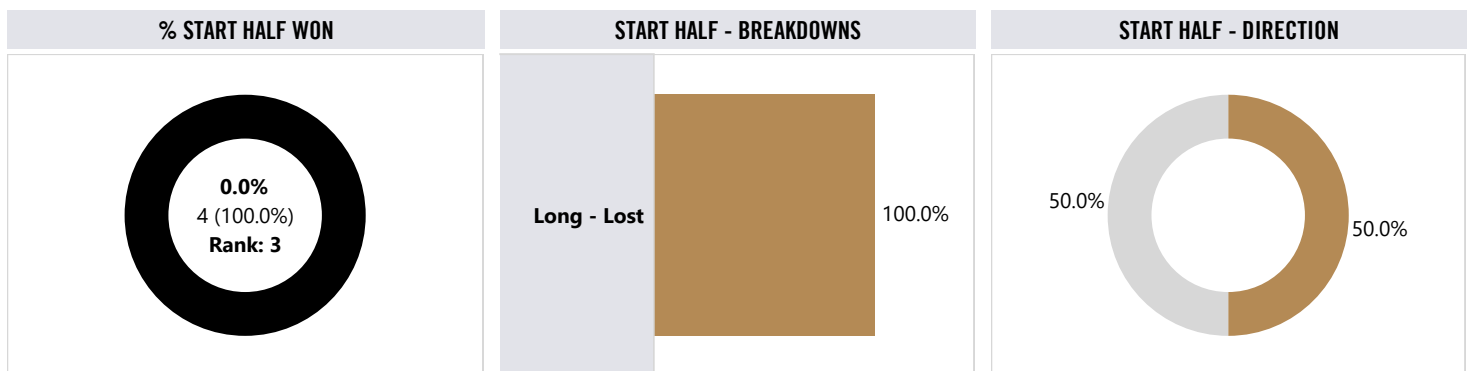
RECENT KICKS AT GOAL

| Opponent | Minute | Player | Pts Gained | Result |
|------------------------------|--------|---------------|-------------|-------------|
| Italy | 9 | Jack Crowley | -1.69 | Conv Missed |
| | 25 | Jack Crowley | 0.95 | Conv Made |
| | 39 | Jack Crowley | 0.76 | Conv Made |
| | 51 | Jack Crowley | -1.09 | Conv Missed |
| | 63 | Jack Crowley | -0.96 | Conv Missed |
| | 79 | Harry Byrne | 0.99 | Conv Made |
| France | 7 | Jack Crowley | 0.03 | Pen Made |
| | 18 | Jack Crowley | 0.13 | Conv Made |
| | 24 | Jack Crowley | -2.73 | Pen Missed |
| | 31 | Jack Crowley | 0.02 | Conv Made |
| | 47 | Jack Crowley | 1.16 | Conv Made |
| | 63 | Jack Crowley | 1.05 | Conv Made |
| | 79 | Jack Crowley | 0.80 | Conv Made |
| England | 19 | Johnny Sexton | 0.39 | Pen Made |
| | 35 | Johnny Sexton | 0.34 | Conv Made |
| | 63 | Johnny Sexton | 0.56 | Conv Made |
| | 70 | Johnny Sexton | 0.96 | Conv Made |
| | 78 | Ross Byrne | -1.22 | Conv Missed |
| Scotland | 13 | Johnny Sexton | 0.06 | Pen Made |
| | 29 | Johnny Sexton | -1.04 | Conv Missed |
| Overall Points Gained | | | 0.79 | |

KICKS AT GOAL



Ranks across total successful kicks



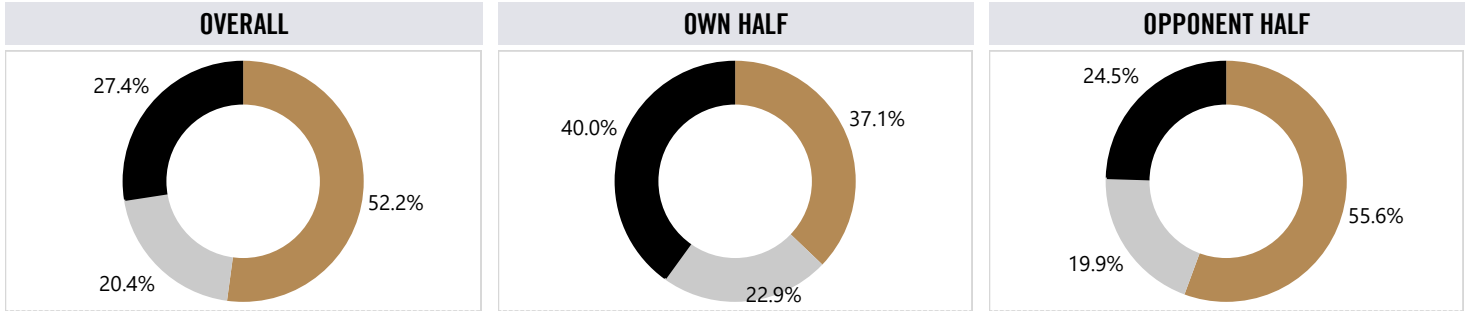
■ Lost

■ Right ■ Split

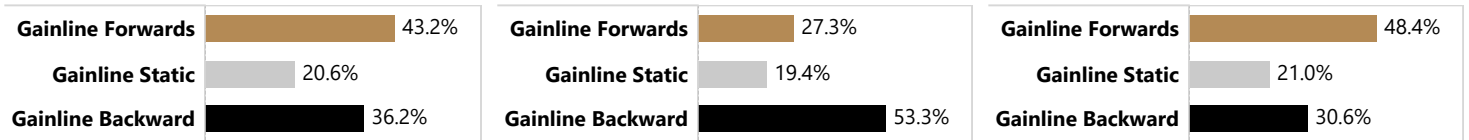
COLLISIONS

IRELAND - 2024 GUINNESS MEN'S SIX NATIONS

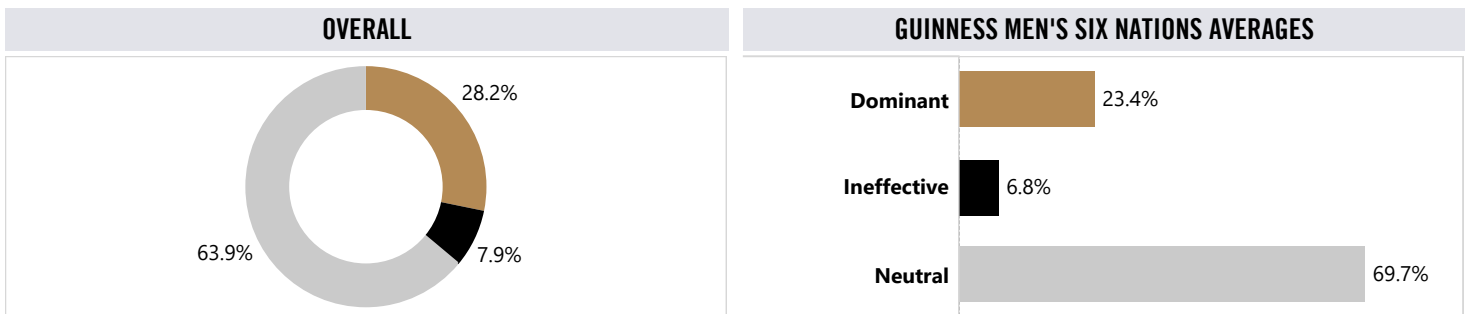
GAINLINE SUCCESS



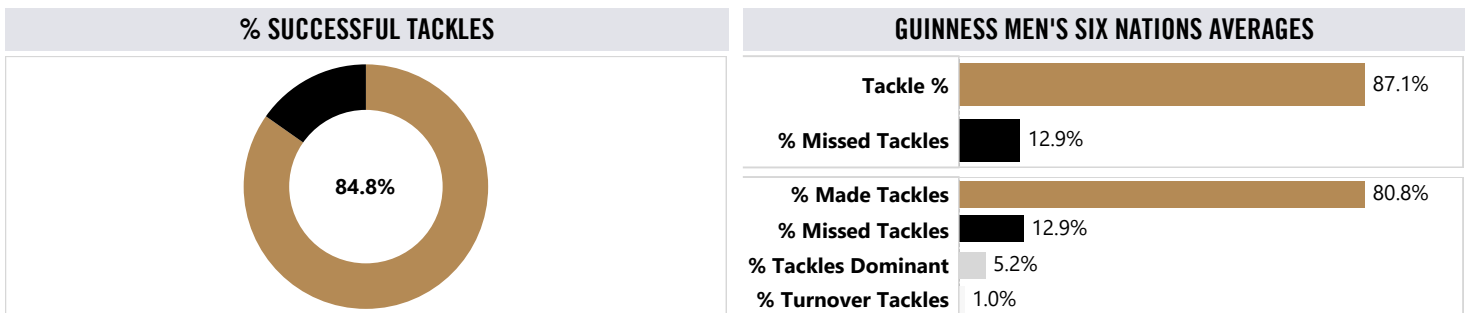
GUINNESS MEN'S SIX NATIONS AVERAGES



CARRIES INTO CONTACT

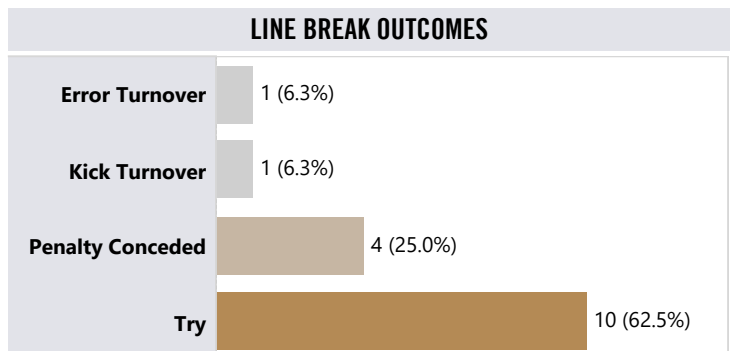


TACKLES



CARRIES & BREAKS

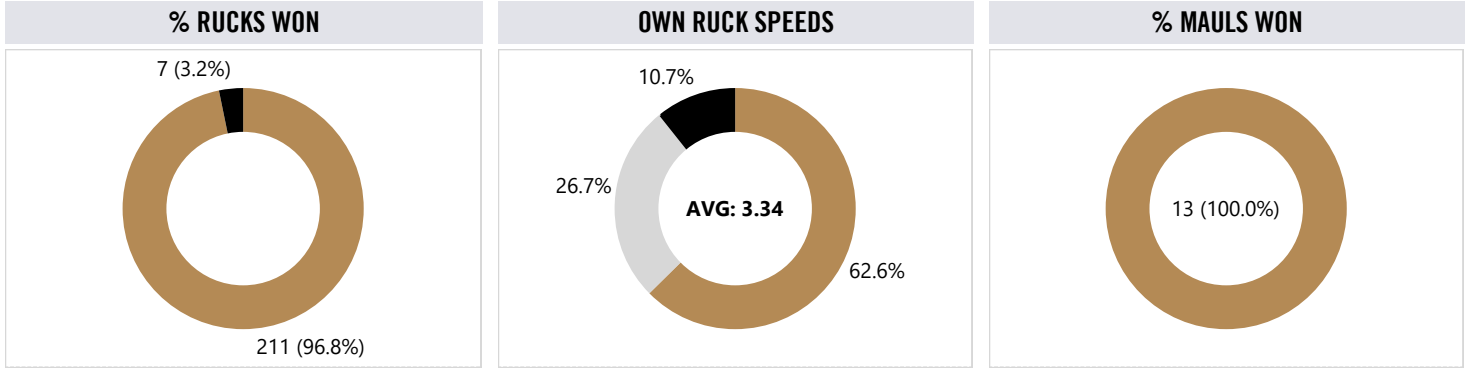
| | |
|--------------------------|-------|
| Line Breaks | 18 |
| Line breaks / match | 9.0 |
| Defenders Beaten | 53 |
| Defenders Beaten / match | 26.5 |
| Ball Carries | 281.0 |
| Carries / Match | 140.5 |



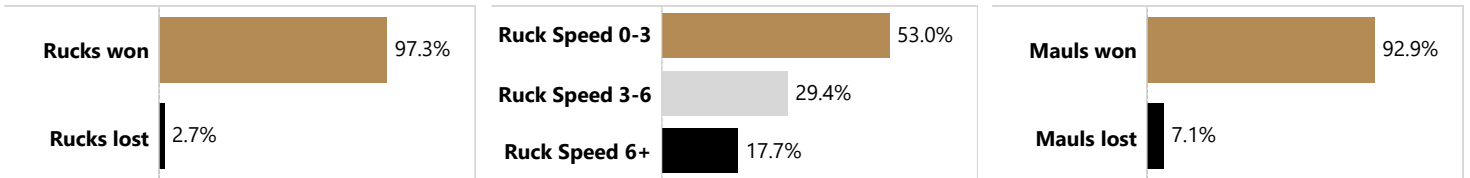


BREAKDOWN

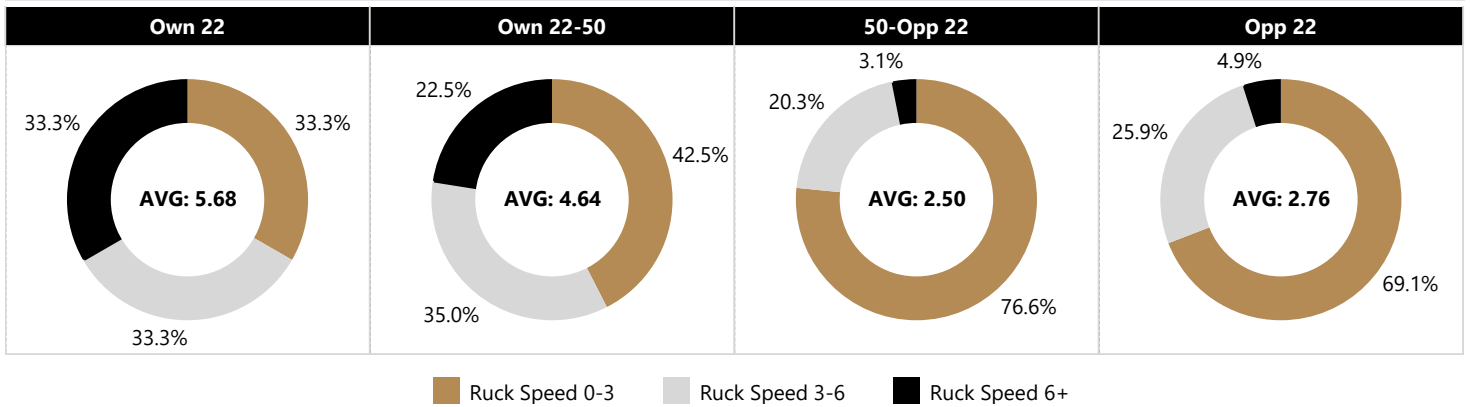
IRELAND - 2024 GUINNESS MEN'S SIX NATIONS



GUINNESS MEN'S SIX NATIONS AVERAGES



RUCK SPEEDS - LOCATIONS

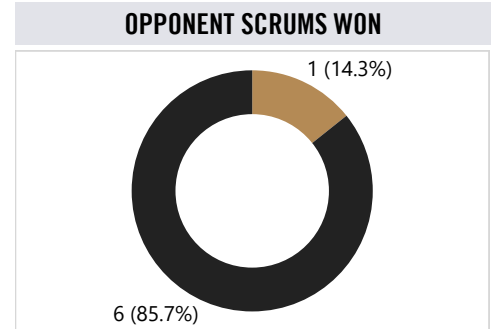
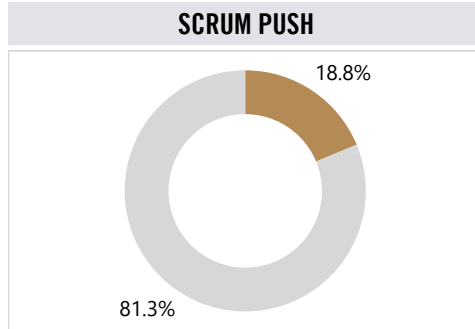
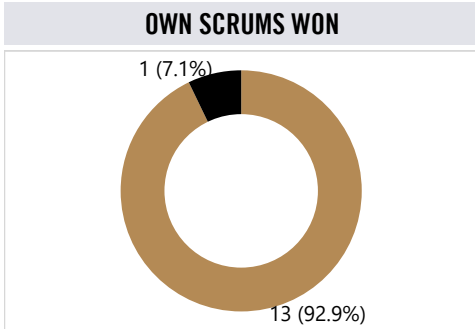


| Attacking Breakdown Arrivals | | | Defensive Breakdown Arrivals | | | Breakdown Steals | | |
|------------------------------|----------------|----|------------------------------|--------------------|----|-------------------|---------------|---|
| 1 | Caelan Doris | 57 | 1 | Caelan Doris | 21 | 1 | Andrew Porter | 1 |
| 2 | Joe McCarthy | 49 | 2 | Joe McCarthy | 13 | 2 | Caelan Doris | 1 |
| 3 | Andrew Porter | 42 | 3 | Tadhg Beirne | 11 | 3 | James Lowe | 1 |
| 4 | Dan Sheehan | 29 | 4 | James Lowe | 8 | 4 | Tadhg Beirne | 1 |
| 5 | Finlay Bealham | 29 | 5 | Josh van der Flier | 8 | Team Total | | 4 |

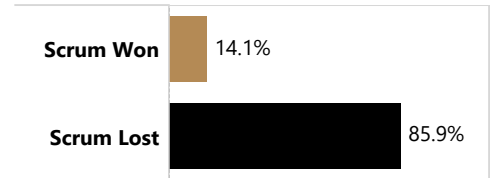
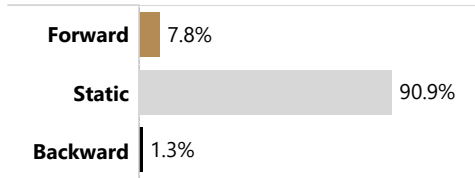
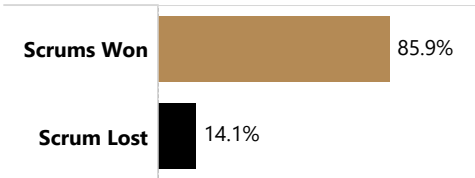
SET PIECE

IRELAND - 2024 GUINNESS MEN'S SIX NATIONS

SCRUMS



GUINNESS MEN'S SIX NATIONS AVERAGES



OWN SCRUMS

| Scrum Won | Scrum Reset Retained | Scrum Lost |
|-----------|----------------------|------------|
| 13 | 2 | 1 |

OPPONENT SCRUMS

| Scrum Won | Scrum Lost |
|-----------|------------|
| 1 | 6 |

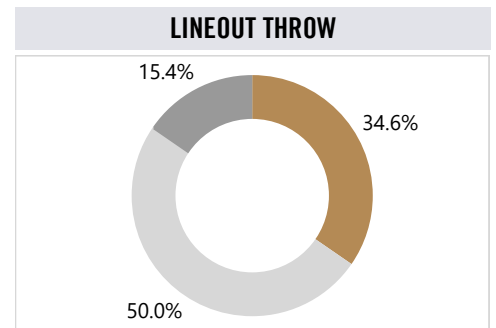
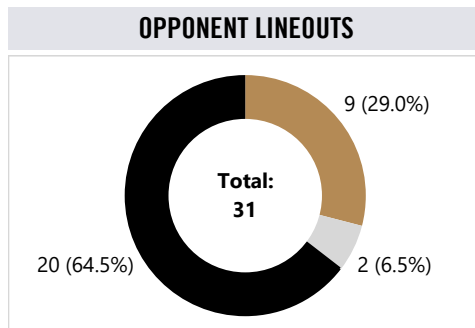
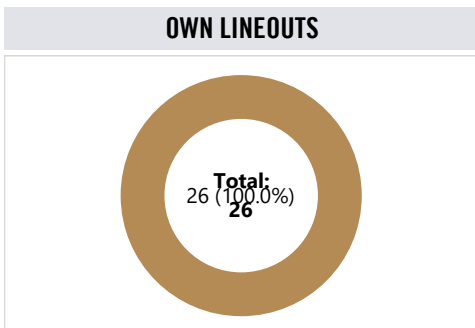
OWN SCRUMS WON

| | Used | Penalty | Free Kick |
|------------|-------|---------|-----------|
| Total | 10 | 1 | 2 |
| % of Total | 76.9% | 7.7% | 15.4% |

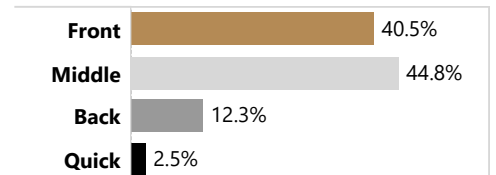
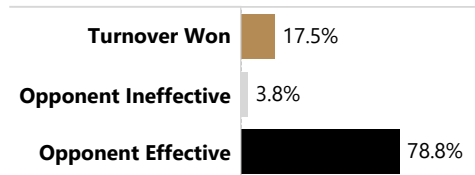
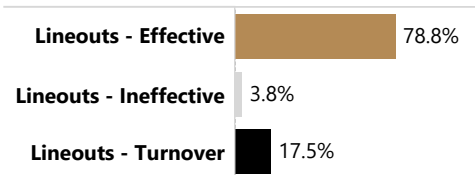
OPPONENT SCRUMS WON

| | Penalty | Free Kick |
|------------|---------|-----------|
| Total | 1 | 0 |
| % of Total | 100.0% | 0% |

LINEOUTS



GUINNESS MEN'S SIX NATIONS AVERAGES

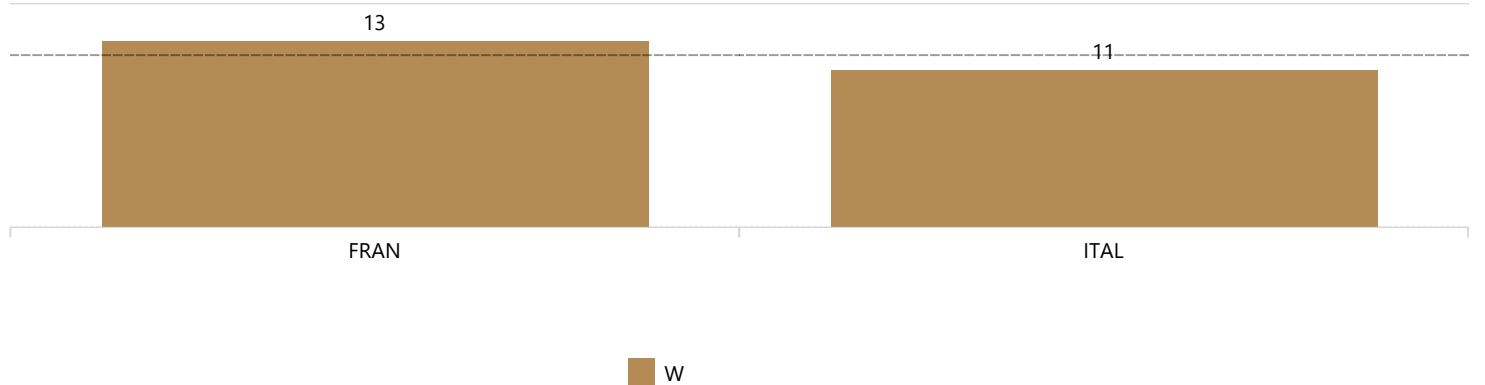


DISCIPLINE

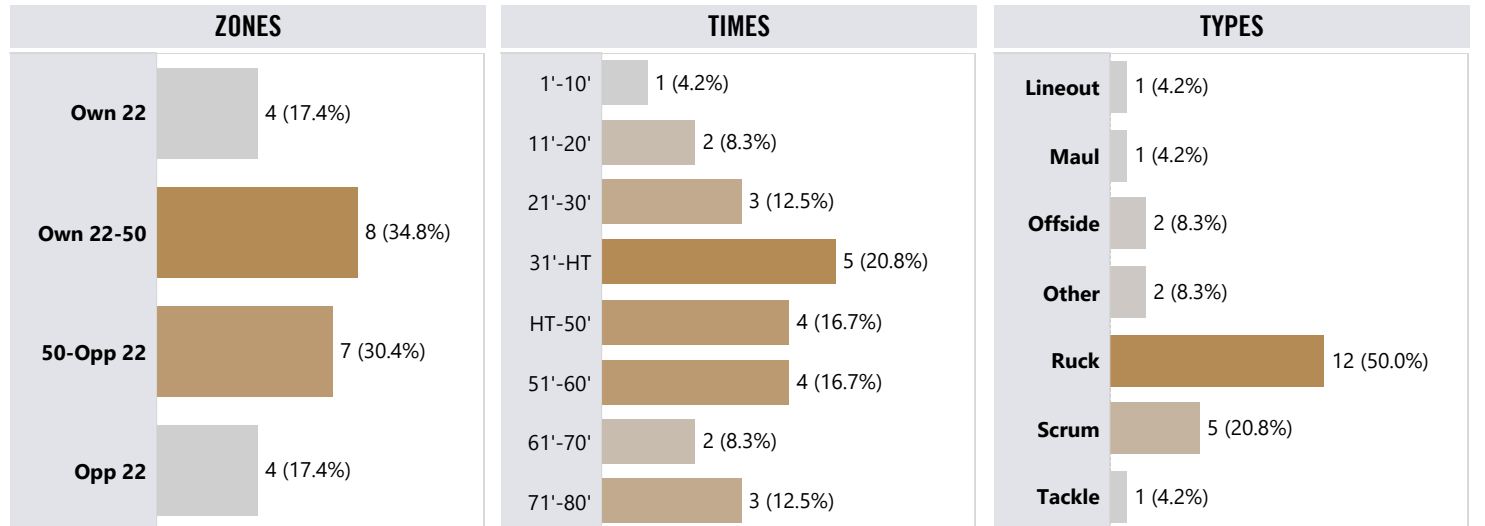
IRELAND - 2024 GUINNESS MEN'S SIX NATIONS

| Statistic | Team | Comp Average |
|---|------|--------------|
| Total penalties conceded / match | 12.0 | 8.9 |
| Yellow cards / match | 0.5 | 0.9 |
| Red cards / match | 0.0 | 0.1 |

PENALTIES CONCEDED PER MATCH



PENALTIES & INFRINGEMENTS



PLAYER STATISTICS - PER 80 AVERAGES WITH A MINIMUM 80 MINUTES PLAYED

| Total penalties conceded | | Penalties conceded / 80 minutes | | Yellow / Red cards | |
|--------------------------|----------------|---------------------------------|-----|--------------------|----------------|
| 1 | Andrew Porter | 6 | 4.4 | 1 | Peter O'Mahony |
| 2 | James Lowe | 2 | 1.1 | | |
| 3 | Robbie Henshaw | 2 | 1.0 | | |
| 4 | Caelan Doris | 1 | 1.0 | | |
| 5 | Dan Sheehan | 1 | 1.0 | | |



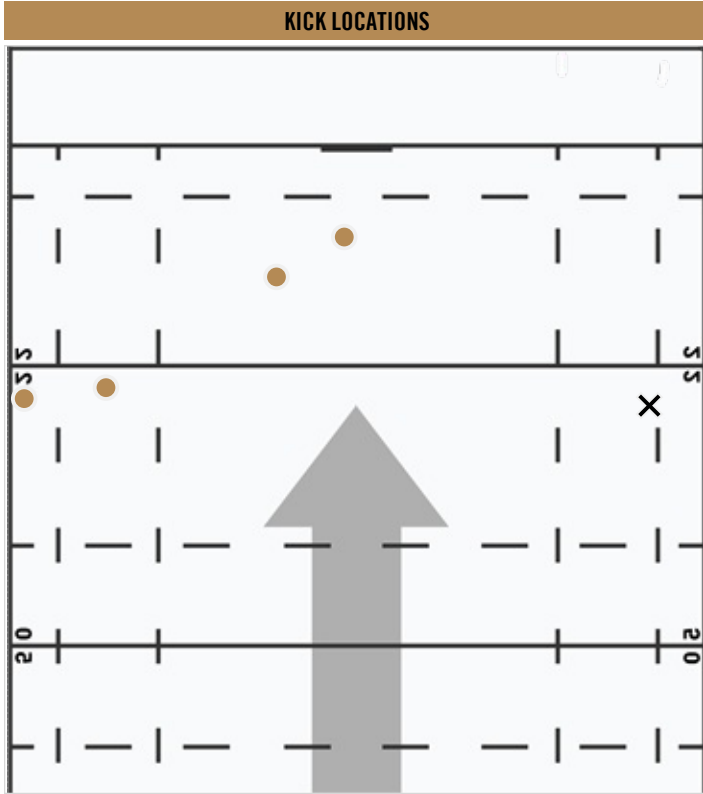
TEAM ANALYSIS

WALES STATISTICS



KICKING

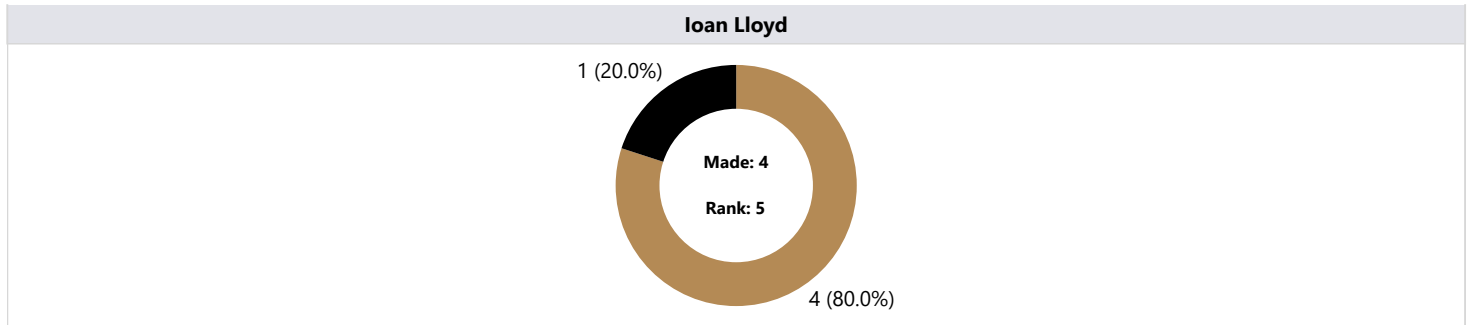
WALES - 2024 GUINNESS MEN'S SIX NATIONS



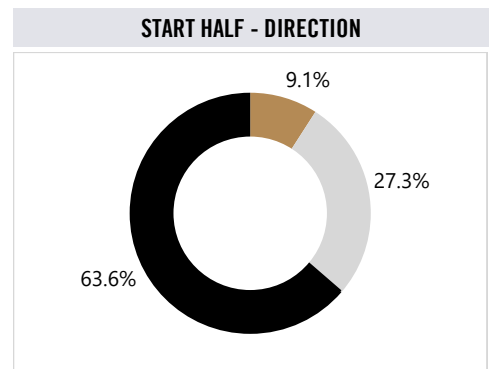
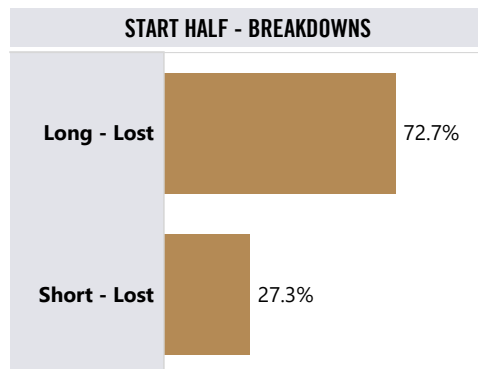
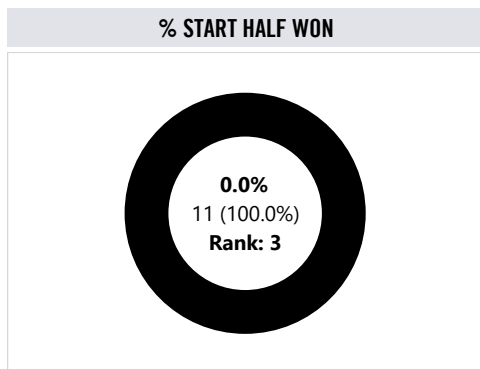
RECENT KICKS AT GOAL

| Opponent | Minute | Player | Pts Gained | Result |
|------------------------------|--------|-----------------|--------------|-------------|
| England | 39 | Ioan Lloyd | 0.10 | Conv Made |
| Scotland | 49 | Ioan Lloyd | -1.07 | Conv Missed |
| | 54 | Ioan Lloyd | 1.12 | Conv Made |
| | 61 | Ioan Lloyd | 0.03 | Conv Made |
| | 69 | Ioan Lloyd | 0.70 | Conv Made |
| France | 8 | Dan Biggar | 0.04 | Conv Made |
| | 57 | Dan Biggar | 0.30 | Conv Made |
| | 67 | Dan Biggar | 0.52 | Conv Made |
| | 81 | Leigh Halfpenny | 0.90 | Conv Made |
| Italy | 6 | Owen Williams | 0.33 | Pen Made |
| | 10 | Owen Williams | 0.08 | Conv Made |
| | 20 | Owen Williams | -1.42 | Conv Missed |
| | 28 | Owen Williams | -1.95 | Pen Missed |
| | 51 | Owen Williams | 0.10 | Conv Made |
| England | 22 | Leigh Halfpenny | 0.45 | Pen Made |
| | 42 | Leigh Halfpenny | 0.06 | Conv Made |
| Scotland | 24 | Dan Biggar | -2.52 | Pen Missed |
| | 36 | Dan Biggar | 0.84 | Conv Made |
| Ireland | 14 | Dan Biggar | 0.06 | Pen Made |
| | 46 | Dan Biggar | 0.06 | Conv Made |
| Overall Points Gained | | | -1.27 | |

KICKS AT GOAL



Ranks across total successful kicks



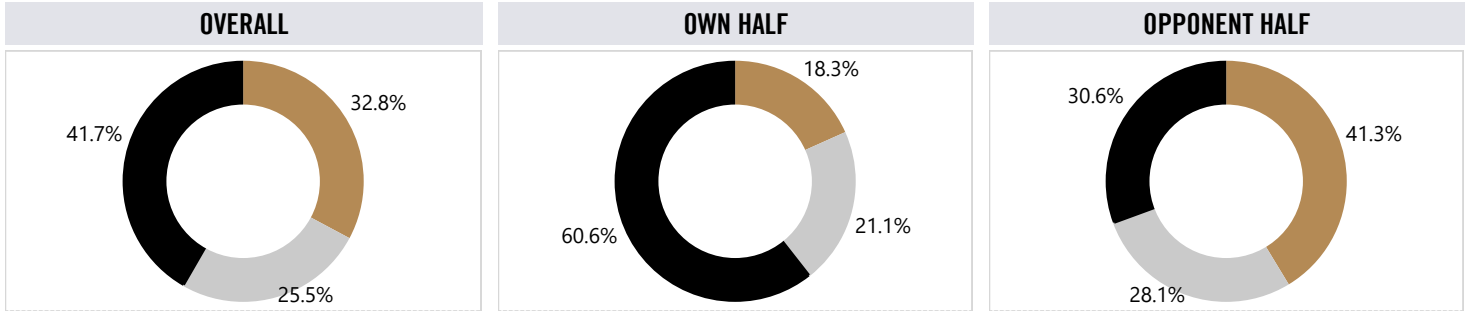
Lost

Right Split Left

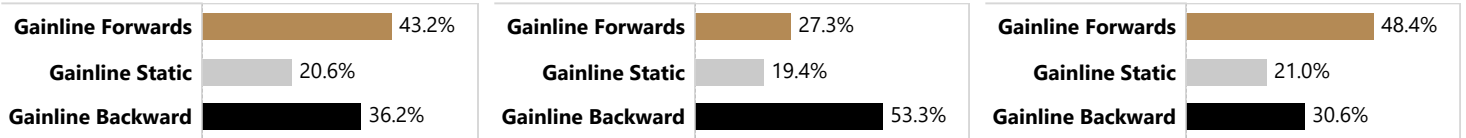
COLLISIONS

WALES - 2024 GUINNESS MEN'S SIX NATIONS

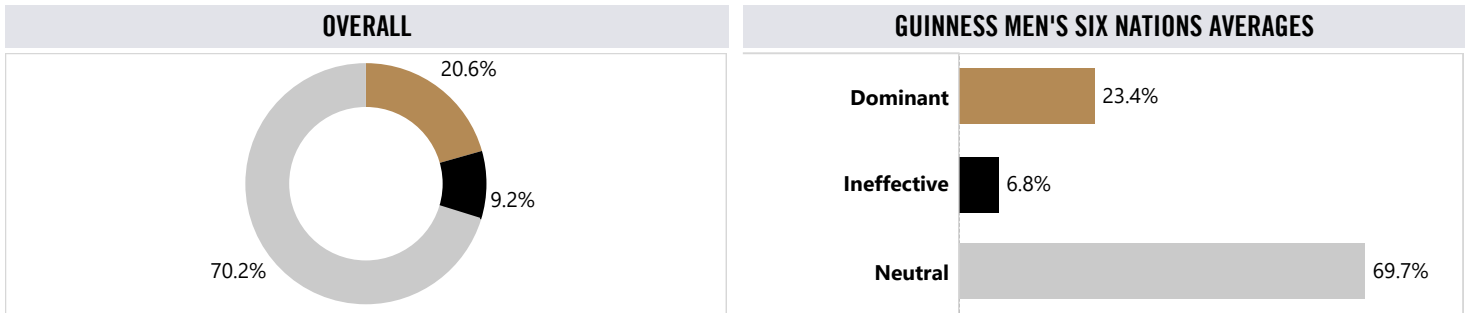
GAINLINE SUCCESS



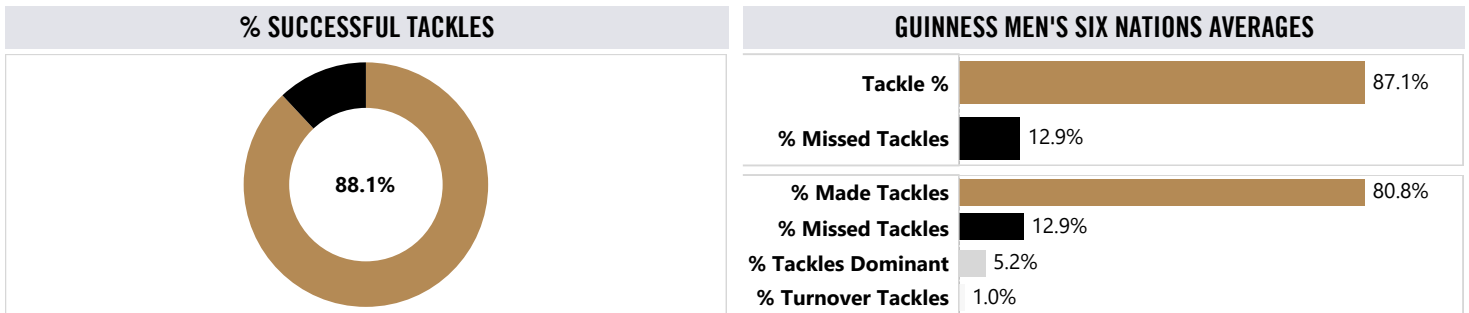
GUINNESS MEN'S SIX NATIONS AVERAGES



CARRIES INTO CONTACT



TACKLES



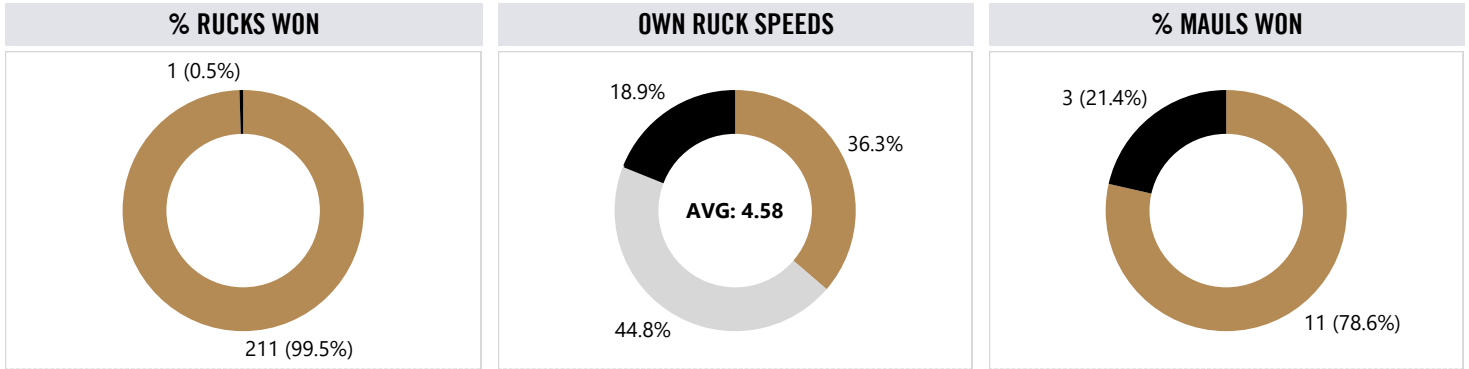
| CARRIES & BREAKS | |
|--------------------------|-------|
| Line Breaks | 10 |
| Line breaks / match | 5.0 |
| Defenders Beaten | 44 |
| Defenders Beaten / match | 22.0 |
| Ball Carries | 260.0 |
| Carries / Match | 130.0 |

| LINE BREAK OUTCOMES | |
|---------------------|-----------|
| Error Turnover | 2 (22.2%) |
| Kick Turnover | 3 (33.3%) |
| Penalty Won | 2 (22.2%) |
| Try | 2 (22.2%) |

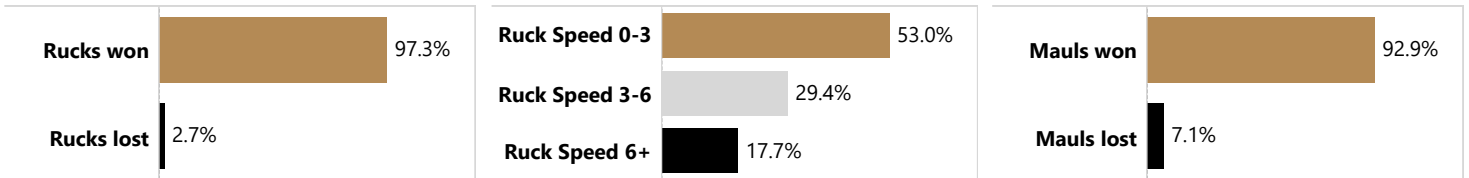


BREAKDOWN

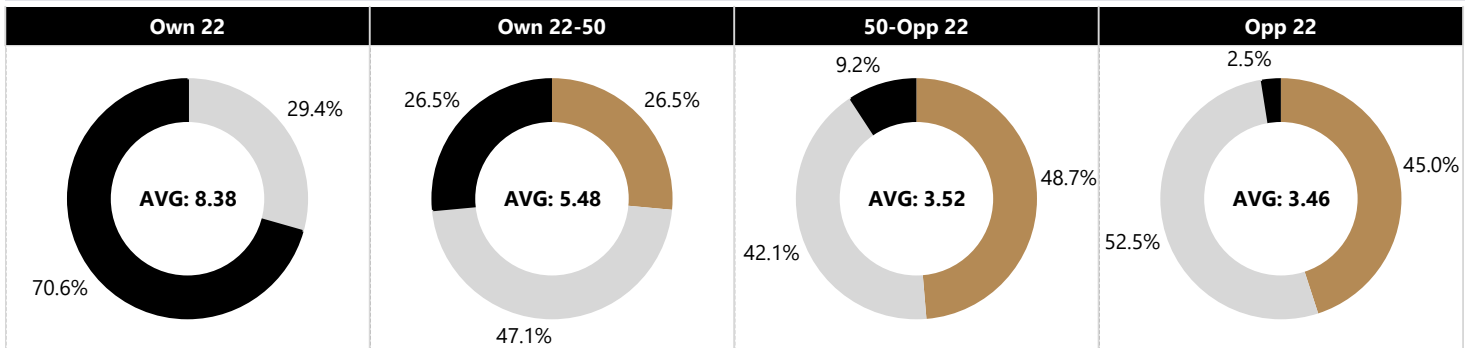
WALES - 2024 GUINNESS MEN'S SIX NATIONS



GUINNESS MEN'S SIX NATIONS AVERAGES



RUCK SPEEDS - LOCATIONS

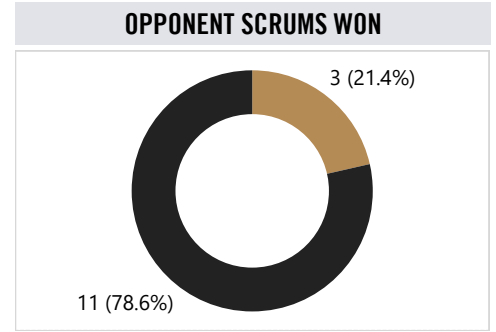
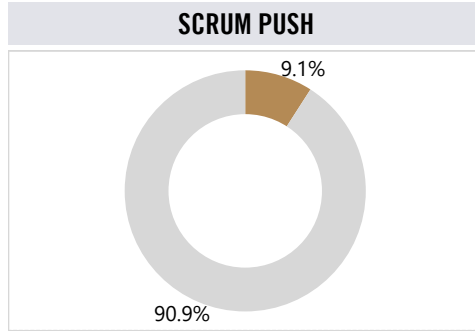
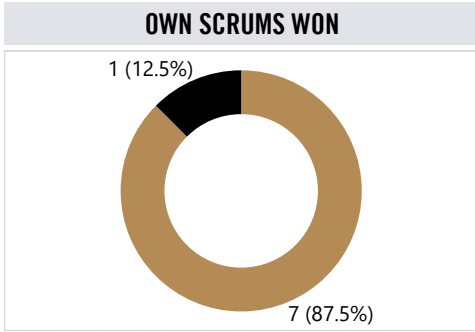


| Attacking Breakdown Arrivals | | Defensive Breakdown Arrivals | | Breakdown Steals | |
|------------------------------|------------------|------------------------------|---|------------------|----------|
| 1 | Dafydd Jenkins | 68 | 1 | Tommy Reffell | 24 |
| 2 | Tommy Reffell | 52 | 2 | Ryan Elias | 11 |
| 3 | Keiron Assiratti | 40 | 3 | Dafydd Jenkins | 9 |
| 4 | Adam Beard | 39 | 4 | Aaron Wainwright | 8 |
| 5 | Aaron Wainwright | 35 | 5 | Alex Mann | 7 |
| Team Total | | | | | 5 |

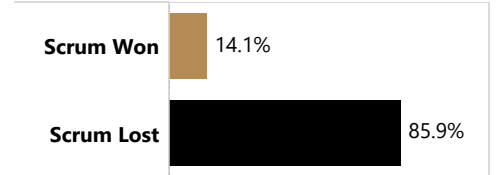
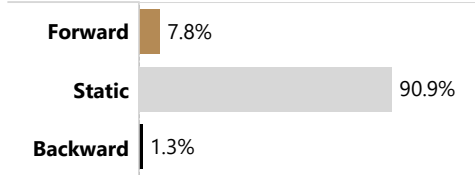
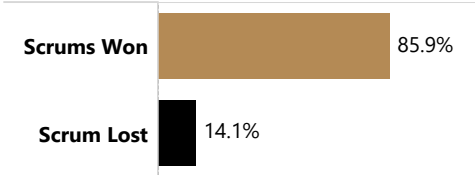
SET PIECE

WALES - 2024 GUINNESS MEN'S SIX NATIONS

SCRUMS



GUINNESS MEN'S SIX NATIONS AVERAGES



OWN SCRUMS

| Scrum Won | Scrum Reset Retained | Scrum Lost |
|-----------|----------------------|------------|
| 13 | 2 | 1 |

OPPONENT SCRUMS

| Scrum Won | Scrum Reset Retained | Scrum Lost |
|-----------|----------------------|------------|
| 3 | 6 | 11 |

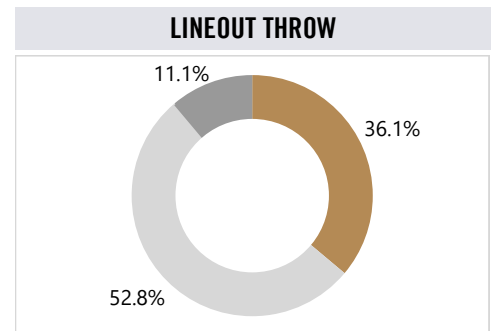
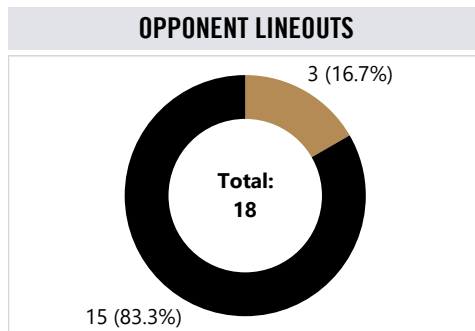
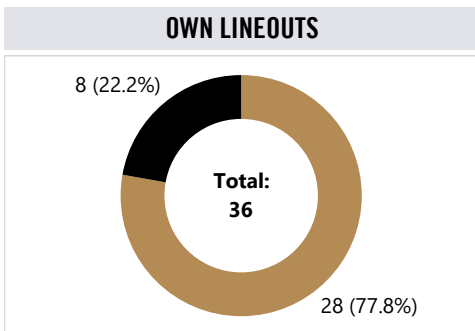
OWN SCRUMS WON

| | Used | Penalty | Free Kick |
|------------|-------|---------|-----------|
| Total | 5 | 2 | |
| % of Total | 71.4% | 28.6% | |

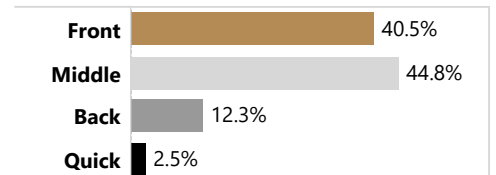
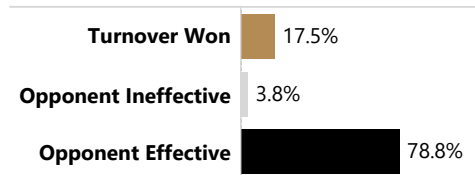
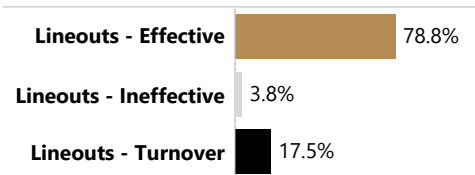
OPPONENT SCRUMS WON

| | Penalty | Free Kick |
|------------|---------|-----------|
| Total | 1 | 2 |
| % of Total | 33.3% | 66.7% |

LINEOUTS



GUINNESS MEN'S SIX NATIONS AVERAGES

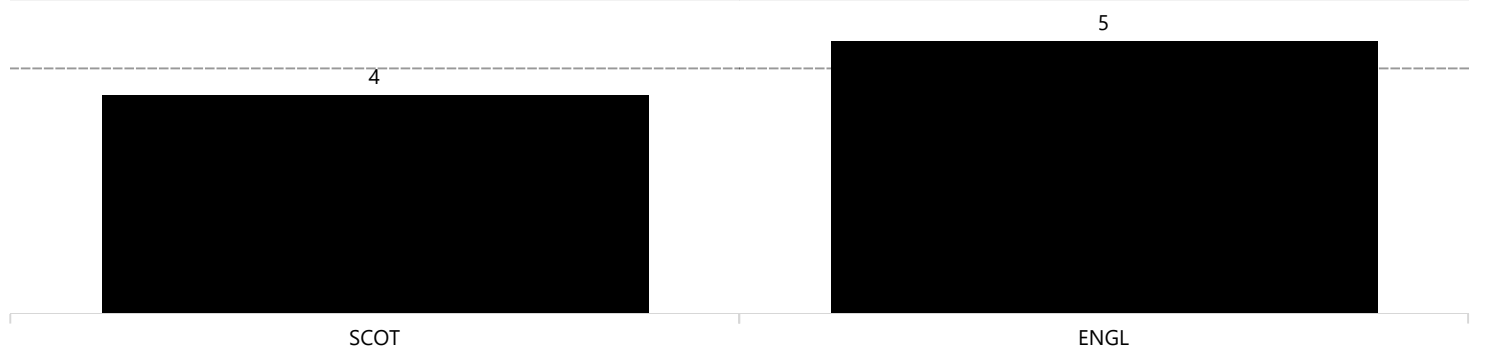


DISCIPLINE

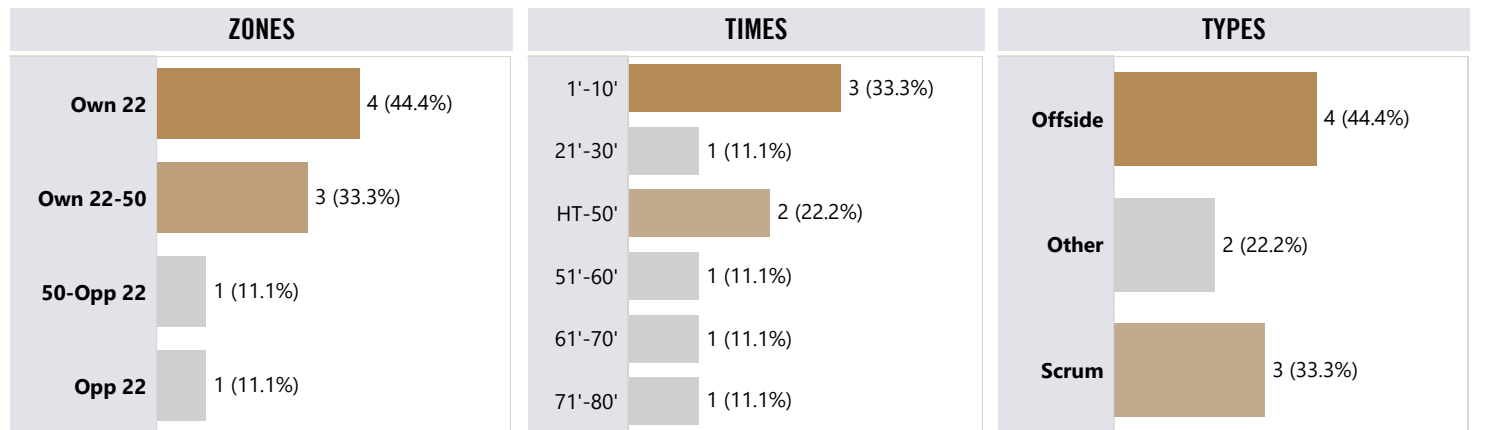
WALES - 2024 GUINNESS MEN'S SIX NATIONS

| Statistic | Team | Comp Average |
|----------------------------------|------|--------------|
| Total penalties conceded / match | 4.5 | 8.9 |
| Yellow cards / match | 0.5 | 0.9 |
| Red cards / match | 0.0 | 0.1 |

PENALTIES CONCEDED PER MATCH



PENALTIES & INFRINGEMENTS



PLAYER STATISTICS - PER 80 AVERAGES WITH A MINIMUM 80 MINUTES PLAYED

| Total penalties conceded | | | Penalties conceded / 80 minutes | | | Yellow / red cards | | |
|--------------------------|------------------|---|---------------------------------|------------------|-----|--------------------|-------------|-------|
| 1 | Archie Griffin | 1 | 1 | Keiron Assiratti | 0.8 | 1 | Mason Grady | 1 / 0 |
| 2 | Dafydd Jenkins | 1 | 2 | Josh Adams | 0.6 | | | |
| 3 | Gareth Thomas | 1 | 3 | Dafydd Jenkins | 0.5 | | | |
| 4 | Josh Adams | 1 | 4 | Nick Tompkins | 0.5 | | | |
| 5 | Keiron Assiratti | 1 | | | | | | |



PLAYER STATS

2024 GUINNESS MEN'S SIX NATIONS

APPEARANCE CHART - IRELAND

2024 GUINNESS MEN'S SIX NATIONS

| | 02/02/24 France | 11/02/24 Italy |
|------------------|--------------------|-------------------|
| B. Aki | 12 | |
| R. Baird | s20 | 6 |
| F. Bealham | s18 | 3 |
| T. Beirne | 5* | |
| H. Byrne | | s22 |
| C. Casey | | 9 |
| J. Conan | s21 | 8* |
| J. Crowley | 10 | 10* |
| C. Doris | 8 | 7 |
| C. Frawley | s23 | |
| T. Furlong | 3 | |
| J. Gibson-Park | 9* | s21 |
| C. Healy | s17 | |
| I. Henderson | | s19 |
| R. Henshaw | 13 | 13 |
| H. Keenan | 15 | 15 |
| R. Kelleher | s16* | s16 |
| J. Larmour | | s23 |
| J. Loughman | | s17 |
| J. Lowe | 11 | 11* |
| J. McCarthy | 4 | 4 |
| S. McCloskey | | 12 |
| C. Murray | s22 | |
| C. Nash | 14* | 14* |
| P. O'Mahony | 6 | |
| T. O'Toole | | s18 |
| A. Porter | 1 | 1 |
| J. Ryan | s19 | 5 |
| D. Sheehan | 2* | 2** |
| J. van der Flier | 7 | s20 |

KEY: Number denotes position, s: substitute, u: unused replacement, *: try scored

APPEARANCE CHART - WALES

2024 GUINNESS MEN'S SIX NATIONS

| | 03/02/24 Scotland | 10/02/24 England |
|----------------|----------------------|---------------------|
| J. Adams | 14 | 14 |
| K. Assiratti | s18 | 3 |
| T. Basham | | s20 |
| A. Beard | 5 | 5 |
| J. Botham | 6* | |
| L. Brown | 3 | |
| S. Costelow | 10 | |
| G. Davies | 9 | |
| E. Dee | s16 | 2 |
| C. Domachowski | 1 | s17 |
| R. Dyer | 11* | 11 |
| R. Elias | 2 | s16 |
| C. Evans | | s22 |
| M. Grady | s23 | s23 |
| A. Griffin | | s18 |
| K. Hardy | | s21 |
| D. Jenkins | 4 | 4 |
| I. Lloyd | s22 | 10 |
| A. Mann | s20* | 6* |
| K. Mathias | u17 | |
| G. North | | 13 |
| T. Reffell | 7 | 7 |
| W. Rowlands | | s19 |
| G. Thomas | | 1 |
| N. Tompkins | 12 | 12 |
| A. Wainwright | 8* | 8 |
| O. Watkin | 13 | |
| T. Williams | s21 | 9 |
| T. Williams | s19 | |
| C. Winnett | 15 | 15 |

KEY: Number denotes position, s: substitute, u: unused replacement, *: try scored



PLAYER DATA - IRELAND

2024 GUINNESS MEN'S SIX NATIONS

| | Games | Starts | Minutes Played | Points | Tries | Ball Carries | Carry Metres | Line Breaks | Defenders Beaten | Passes | Offloads | Turnover Con | Tackles | Missed Tackles | Dominant Tackles | Penalties Conceded | Kicks | Kicking Metres | Lineout Takes | Lineout Steals |
|------------------|-------|--------|----------------|--------|-------|--------------|--------------|-------------|------------------|--------|----------|--------------|---------|----------------|------------------|--------------------|-------|----------------|---------------|----------------|
| B. Aki | 1 | 1 | 80 | 0 | 0 | 9 | 67 | 0 | 2 | 9 | 1 | 0 | 5 | 1 | 0 | 0 | 0 | 0 | 1 | 0 |
| R. Baird | 2 | 1 | 83 | 0 | 0 | 12 | 64 | 1 | 2 | 7 | 0 | 0 | 11 | 1 | 0 | 1 | 0 | 0 | 4 | 1 |
| F. Bealham | 2 | 1 | 73 | 0 | 0 | 7 | 22 | 0 | 0 | 2 | 0 | 0 | 8 | 2 | 0 | 1 | 0 | 0 | 0 | 0 |
| T. Beirne | 1 | 1 | 80 | 5 | 1 | 12 | 72 | 2 | 1 | 7 | 0 | 0 | 7 | 0 | 1 | 1 | 0 | 0 | 5 | 2 |
| H. Byrne | 1 | 0 | 24 | 2 | 0 | 3 | 15 | 0 | 0 | 16 | 0 | 1 | 2 | 0 | 0 | 0 | 1 | 17 | 0 | 0 |
| C. Casey | 1 | 1 | 72 | 0 | 0 | 5 | 17 | 0 | 1 | 94 | 0 | 1 | 3 | 0 | 0 | 0 | 8 | 188 | 0 | 0 |
| J. Conan | 2 | 1 | 97 | 5 | 1 | 19 | 80 | 0 | 3 | 8 | 0 | 1 | 10 | 4 | 0 | 1 | 1 | 41 | 3 | 0 |
| J. Crowley | 2 | 2 | 160 | 22 | 1 | 22 | 153 | 2 | 6 | 68 | 3 | 4 | 8 | 0 | 0 | 1 | 13 | 306 | 0 | 0 |
| C. Doris | 2 | 2 | 160 | 0 | 0 | 22 | 119 | 0 | 2 | 11 | 1 | 2 | 17 | 3 | 0 | 1 | 0 | 0 | 0 | 0 |
| C. Frawley | 1 | 0 | 1 | 0 | 0 | 0 | 0 | 0 | 0 | 0 | 0 | 0 | 0 | 0 | 0 | 0 | 0 | 0 | 0 | 0 |
| T. Furlong | 1 | 1 | 63 | 0 | 0 | 1 | 3 | 0 | 0 | 3 | 0 | 0 | 5 | 0 | 1 | 1 | 0 | 0 | 0 | 0 |
| J. Gibson-Park | 2 | 1 | 79 | 5 | 1 | 12 | 63 | 1 | 2 | 91 | 0 | 2 | 5 | 0 | 0 | 0 | 9 | 201 | 0 | 0 |
| C. Healy | 1 | 0 | 28 | 0 | 0 | 1 | 4 | 0 | 0 | 3 | 0 | 0 | 5 | 1 | 0 | 0 | 0 | 0 | 0 | 0 |
| I. Henderson | 1 | 0 | 20 | 0 | 0 | 2 | 12 | 0 | 0 | 1 | 0 | 0 | 1 | 0 | 0 | 0 | 0 | 0 | 2 | 0 |
| R. Henshaw | 2 | 2 | 143 | 0 | 0 | 18 | 134 | 1 | 6 | 13 | 3 | 1 | 10 | 1 | 0 | 2 | 0 | 0 | 0 | 0 |
| H. Keenan | 2 | 2 | 136 | 0 | 0 | 9 | 104 | 2 | 8 | 11 | 0 | 0 | 6 | 1 | 1 | 0 | 3 | 110 | 0 | 0 |
| R. Kelleher | 2 | 0 | 41 | 5 | 1 | 5 | 24 | 0 | 1 | 5 | 0 | 0 | 9 | 1 | 0 | 0 | 0 | 0 | 0 | 0 |
| J. Larmour | 1 | 0 | 17 | 0 | 0 | 1 | 8 | 0 | 0 | 4 | 1 | 2 | 1 | 0 | 0 | 1 | 0 | 0 | 0 | 0 |
| J. Loughman | 1 | 0 | 24 | 0 | 0 | 1 | 8 | 0 | 0 | 1 | 0 | 0 | 2 | 0 | 0 | 1 | 0 | 0 | 0 | 0 |
| J. Lowe | 2 | 2 | 160 | 5 | 1 | 19 | 187 | 4 | 5 | 18 | 3 | 1 | 8 | 0 | 1 | 2 | 21 | 942 | 0 | 0 |
| J. McCarthy | 2 | 2 | 147 | 0 | 0 | 14 | 60 | 0 | 5 | 10 | 0 | 1 | 13 | 6 | 4 | 1 | 0 | 0 | 5 | 1 |
| S. McCloskey | 1 | 1 | 80 | 0 | 0 | 18 | 120 | 1 | 1 | 17 | 3 | 0 | 7 | 3 | 0 | 0 | 1 | 22 | 0 | 0 |
| C. Murray | 1 | 0 | 9 | 0 | 0 | 1 | 0 | 0 | 0 | 9 | 0 | 0 | 1 | 0 | 0 | 0 | 1 | 1 | 0 | 0 |
| C. Nash | 2 | 2 | 159 | 10 | 2 | 18 | 159 | 2 | 4 | 6 | 0 | 2 | 5 | 0 | 0 | 0 | 2 | 21 | 0 | 0 |
| P. O'Mahony | 1 | 1 | 53 | 0 | 0 | 3 | 9 | 0 | 0 | 1 | 0 | 0 | 9 | 1 | 0 | 1 | 0 | 0 | 3 | 0 |
| T. O'Toole | 1 | 0 | 24 | 0 | 0 | 1 | 4 | 0 | 0 | 0 | 0 | 0 | 1 | 0 | 0 | 1 | 0 | 0 | 0 | 0 |
| A. Porter | 2 | 2 | 108 | 0 | 0 | 12 | 37 | 0 | 0 | 4 | 0 | 0 | 11 | 3 | 0 | 6 | 0 | 0 | 0 | 0 |
| J. Ryan | 2 | 1 | 73 | 0 | 0 | 7 | 21 | 0 | 0 | 2 | 0 | 0 | 12 | 1 | 1 | 1 | 0 | 0 | 3 | 0 |
| D. Sheehan | 2 | 2 | 119 | 15 | 3 | 17 | 100 | 2 | 3 | 4 | 0 | 0 | 17 | 4 | 0 | 1 | 0 | 0 | 0 | 0 |
| J. van der Flier | 2 | 1 | 77 | 0 | 0 | 10 | 57 | 0 | 1 | 6 | 0 | 0 | 7 | 4 | 0 | 0 | 0 | 0 | 0 | 0 |

PLAYER DATA - WALES

2024 GUINNESS MEN'S SIX NATIONS

| | Games | Starts | Minutes Played | Points | Tries | Ball Carries | Carry Metres | Line Breaks | Defenders Beaten | Passes | Offloads | Turnover Con | Tackles | Missed Tackles | Dominant Tackles | Penalties Conceded | Kicks | Kicking Metres | Lineout Takes | Lineout Steals |
|----------------|-------|--------|----------------|--------|-------|--------------|--------------|-------------|------------------|--------|----------|--------------|---------|----------------|------------------|--------------------|-------|----------------|---------------|----------------|
| J. Adams | 2 | 2 | 141 | 0 | 0 | 17 | 121 | 1 | 6 | 4 | 0 | 4 | 2 | 0 | 1 | 1 | 6 | 151 | 0 | 0 |
| K. Assiratti | 2 | 1 | 95 | 0 | 0 | 5 | 8 | 0 | 0 | 3 | 0 | 0 | 8 | 0 | 0 | 1 | 0 | 0 | 0 | 0 |
| T. Basham | 1 | 0 | 12 | 0 | 0 | 4 | 22 | 0 | 2 | 1 | 0 | 0 | 3 | 0 | 0 | 0 | 0 | 0 | 0 | 0 |
| A. Beard | 2 | 2 | 134 | 0 | 0 | 11 | 49 | 0 | 0 | 5 | 0 | 0 | 12 | 1 | 0 | 0 | 0 | 0 | 6 | 1 |
| J. Botham | 1 | 1 | 48 | 5 | 1 | 6 | 14 | 0 | 0 | 1 | 0 | 0 | 6 | 0 | 0 | 0 | 0 | 0 | 0 | 0 |
| L. Brown | 1 | 1 | 41 | 0 | 0 | 2 | 7 | 0 | 0 | 1 | 0 | 0 | 7 | 1 | 0 | 0 | 0 | 0 | 0 | 0 |
| S. Costelow | 1 | 1 | 36 | 0 | 0 | 2 | 9 | 0 | 0 | 8 | 0 | 0 | 10 | 3 | 0 | 1 | 6 | 168 | 0 | 0 |
| G. Davies | 1 | 1 | 41 | 0 | 0 | 2 | 14 | 0 | 2 | 38 | 0 | 1 | 3 | 2 | 0 | 0 | 6 | 127 | 0 | 0 |
| E. Dee | 2 | 1 | 95 | 0 | 0 | 15 | 37 | 0 | 0 | 8 | 0 | 1 | 12 | 0 | 0 | 0 | 0 | 0 | 0 | 1 |
| C. Domachowski | 2 | 1 | 101 | 0 | 0 | 12 | 40 | 0 | 0 | 3 | 1 | 0 | 16 | 1 | 0 | 0 | 0 | 0 | 0 | 0 |
| R. Dyer | 2 | 2 | 160 | 5 | 1 | 11 | 112 | 4 | 6 | 7 | 1 | 3 | 12 | 3 | 1 | 0 | 6 | 136 | 0 | 0 |
| R. Elias | 2 | 1 | 66 | 0 | 0 | 6 | 22 | 0 | 0 | 3 | 0 | 1 | 15 | 2 | 0 | 0 | 0 | 0 | 0 | 0 |
| C. Evans | 1 | 0 | 1 | 0 | 0 | 0 | 0 | 0 | 0 | 0 | 0 | 0 | 0 | 0 | 0 | 0 | 0 | 0 | 0 | 0 |
| M. Grady | 2 | 0 | 38 | 0 | 0 | 2 | 4 | 0 | 0 | 2 | 0 | 0 | 5 | 1 | 1 | 1 | 0 | 0 | 0 | 0 |
| A. Griffin | 1 | 0 | 25 | 0 | 0 | 3 | 8 | 0 | 0 | 0 | 0 | 0 | 5 | 1 | 0 | 1 | 0 | 0 | 0 | 0 |
| K. Hardy | 1 | 0 | 8 | 0 | 0 | 1 | 7 | 0 | 1 | 21 | 0 | 0 | 2 | 1 | 0 | 0 | 0 | 0 | 0 | 0 |
| D. Jenkins | 2 | 2 | 160 | 0 | 0 | 10 | 30 | 0 | 0 | 8 | 0 | 1 | 24 | 2 | 0 | 1 | 0 | 0 | 11 | 0 |
| I. Lloyd | 2 | 1 | 124 | 8 | 0 | 15 | 70 | 0 | 1 | 31 | 0 | 2 | 6 | 3 | 1 | 0 | 15 | 342 | 0 | 0 |
| A. Mann | 2 | 1 | 100 | 10 | 2 | 16 | 100 | 0 | 3 | 2 | 0 | 0 | 17 | 2 | 0 | 0 | 0 | 0 | 0 | 0 |
| K. Mathias | 1 | 0 | 0 | 0 | 0 | 0 | 0 | 0 | 0 | 0 | 0 | 0 | 0 | 0 | 0 | 0 | 0 | 0 | 0 | 0 |
| G. North | 1 | 1 | 80 | 0 | 0 | 9 | 47 | 0 | 3 | 1 | 0 | 0 | 1 | 2 | 0 | 0 | 0 | 0 | 0 | 0 |
| T. Reffell | 2 | 2 | 160 | 0 | 0 | 17 | 88 | 2 | 5 | 4 | 1 | 1 | 25 | 1 | 0 | 0 | 0 | 0 | 0 | 0 |
| W. Rowlands | 1 | 0 | 12 | 0 | 0 | 2 | 11 | 0 | 1 | 0 | 0 | 0 | 1 | 0 | 0 | 0 | 0 | 0 | 1 | 0 |
| G. Thomas | 1 | 1 | 59 | 0 | 0 | 7 | 13 | 0 | 0 | 0 | 0 | 1 | 6 | 1 | 0 | 1 | 0 | 0 | 0 | 0 |
| N. Tompkins | 2 | 2 | 160 | 0 | 0 | 20 | 69 | 0 | 2 | 35 | 5 | 5 | 15 | 5 | 0 | 1 | 0 | 0 | 0 | 0 |
| A. Wainwright | 2 | 2 | 160 | 5 | 1 | 24 | 121 | 1 | 6 | 17 | 1 | 2 | 21 | 0 | 1 | 0 | 0 | 0 | 10 | 0 |
| O. Watkin | 1 | 1 | 52 | 0 | 0 | 4 | 13 | 0 | 0 | 0 | 0 | 0 | 3 | 1 | 0 | 0 | 0 | 0 | 0 | 0 |
| T. Williams | 2 | 1 | 112 | 0 | 0 | 10 | 38 | 1 | 1 | 122 | 0 | 0 | 12 | 2 | 0 | 0 | 19 | 413 | 0 | 0 |
| T. Williams | 1 | 0 | 14 | 0 | 0 | 3 | 14 | 0 | 0 | 0 | 0 | 0 | 4 | 0 | 0 | 0 | 0 | 0 | 0 | 0 |
| C. Winnett | 2 | 2 | 160 | 0 | 0 | 24 | 192 | 1 | 5 | 9 | 1 | 0 | 5 | 0 | 0 | 0 | 8 | 328 | 0 | 0 |



PLAYER RANKINGS

2024 GUINNESS SIX NATIONS

PLAYER RANKINGS - POINTS

2024 GUINNESS MEN'S SIX NATIONS

POINTS

| | | Games | Points | Minutes | Pens | Conv | Drop Goals | Tries | |
|----|------------------|----------|--------|---------|------|------|------------|-------|---|
| 1 | G. Ford | England | 2 | 23 | 146 | 7 | 1 | 0 | 0 |
| 1 | F. Russell | Scotland | 2 | 23 | 160 | 5 | 4 | 0 | 0 |
| 3 | J. Crowley | Ireland | 2 | 22 | 160 | 1 | 7 | 0 | 1 |
| 4 | T. Ramos | France | 2 | 17 | 160 | 3 | 4 | 0 | 0 |
| 5 | D. Sheehan | Ireland | 2 | 15 | 119 | 0 | 0 | 0 | 3 |
| 6 | T. Allan | Italy | 2 | 12 | 80 | 1 | 2 | 0 | 1 |
| 7 | D. van der Merwe | Scotland | 2 | 10 | 160 | 0 | 0 | 0 | 2 |
| 7 | C. Nash | Ireland | 2 | 10 | 159 | 0 | 0 | 0 | 2 |
| 7 | A. Mann | Wales | 2 | 10 | 100 | 0 | 0 | 0 | 2 |
| 10 | I. Lloyd | Wales | 2 | 8 | 124 | 0 | 4 | 0 | 0 |

GOAL KICKING (MADE)

| | | Games | Minutes | Goals | Misses | Pens | Pens Missed | Conv | Conv Missed | Goal Kicking % |
|---|------------|----------|---------|-------|--------|------|-------------|------|-------------|----------------|
| 1 | F. Russell | Scotland | 2 | 160 | 9 | 0 | 5 | 0 | 4 | 100.0% |
| 2 | G. Ford | England | 2 | 146 | 8 | 3 | 7 | 0 | 1 | 72.7% |
| 2 | J. Crowley | Ireland | 2 | 160 | 8 | 4 | 1 | 1 | 7 | 66.7% |
| 4 | T. Ramos | France | 2 | 160 | 7 | 1 | 3 | 1 | 4 | 87.5% |
| 5 | I. Lloyd | Wales | 2 | 124 | 4 | 1 | 0 | 0 | 4 | 80.0% |
| 6 | T. Allan | Italy | 2 | 80 | 3 | 1 | 1 | 1 | 2 | 75.0% |
| 7 | H. Byrne | Ireland | 1 | 24 | 1 | 0 | 0 | 0 | 1 | 100.0% |
| 7 | P. Garbisi | Italy | 2 | 160 | 1 | 1 | 0 | 1 | 1 | 50.0% |

GOAL KICKING (%)*

| | | Games | Kicks | Made | Available Points | Points Scored | Expected Points | Pts Gained | Goal Kicking % |
|---|---------------|----------|-------|------|------------------|---------------|-----------------|------------|----------------|
| 1 | Finn Russell | Scotland | 2 | 9 | 9 | 23 | 20.9 | 2.1 | 100.0% |
| 2 | Thomas Ramos | France | 2 | 8 | 7 | 20 | 15.3 | 1.7 | 87.5% |
| 3 | Ioan Lloyd | Wales | 2 | 5 | 4 | 10 | 7.1 | 0.9 | 80.0% |
| 4 | Tommaso Allan | Italy | 1 | 4 | 3 | 10 | 8.0 | -1.0 | 75.0% |
| 5 | George Ford | England | 2 | 11 | 8 | 29 | 24.6 | -1.6 | 72.7% |
| 6 | Jack Crowley | Ireland | 2 | 12 | 8 | 26 | 18.6 | -1.6 | 66.7% |

*Minimum 3 Kicks at Goal

IRELAND

WALES

PLAYER RANKINGS - TRIES

2024 GUINNESS MEN'S SIX NATIONS

TRIES

| | | | Games | Minutes Played | Tries | Tries / 80 |
|---|------------------|----------|-------|----------------|-------|------------|
| 1 | D. Sheehan | Ireland | 2 | 119 | 3 | 2.0 |
| 2 | D. van der Merwe | Scotland | 2 | 160 | 2 | 1.0 |
| 2 | C. Nash | Ireland | 2 | 159 | 2 | 1.0 |
| 2 | A. Mann | Wales | 2 | 100 | 2 | 1.6 |

TRY ASSISTS

| | | | Games | Minutes Played | Try Assists | Try Assists / 80 |
|---|----------------|----------|-------|----------------|-------------|------------------|
| 1 | F. Russell | Scotland | 2 | 160 | 2 | 1.0 |
| 1 | S. McCloskey | Ireland | 1 | 80 | 2 | 2.0 |
| 1 | T. Williams | Wales | 2 | 112 | 2 | 1.4 |
| 1 | M. Jalibert | France | 2 | 160 | 2 | 1.0 |
| 5 | E. Daly | England | 2 | 155 | 1 | 0.5 |
| 5 | J. Gibson-Park | Ireland | 2 | 79 | 1 | 1.0 |
| 5 | B. Aki | Ireland | 1 | 80 | 1 | 1.0 |
| 5 | H. Jones | Scotland | 2 | 157 | 1 | 0.5 |
| 5 | C. Doris | Ireland | 2 | 160 | 1 | 0.5 |
| 5 | D. Sheehan | Ireland | 2 | 119 | 1 | 0.7 |
| 5 | C. Casey | Ireland | 1 | 72 | 1 | 1.1 |
| 5 | P. Garbisi | Italy | 2 | 160 | 1 | 0.5 |
| 5 | J. Crowley | Ireland | 2 | 160 | 1 | 0.5 |
| 5 | L. Cannone | Italy | 1 | 46 | 1 | 1.7 |
| 5 | T. Freeman | England | 2 | 158 | 1 | 0.5 |
| 5 | T. Menoncello | Italy | 2 | 150 | 1 | 0.5 |

TRY INVOLVEMENTS

| | | | Games | Minutes Played | Try Involvements | % of Team Total |
|---|------------------|----------|-------|----------------|------------------|-----------------|
| 1 | D. Sheehan | Ireland | 2 | 119 | 4 | 21.1% |
| 2 | E. Daly | England | 2 | 155 | 2 | 33.3% |
| 2 | J. Gibson-Park | Ireland | 2 | 79 | 2 | 10.5% |
| 2 | D. van der Merwe | Scotland | 2 | 160 | 2 | 28.6% |
| 2 | F. Russell | Scotland | 2 | 160 | 2 | 28.6% |
| 2 | S. McCloskey | Ireland | 1 | 80 | 2 | 10.5% |
| 2 | T. Williams | Wales | 2 | 112 | 2 | 28.6% |
| 2 | C. Nash | Ireland | 2 | 159 | 2 | 10.5% |
| 2 | M. Jalibert | France | 2 | 160 | 2 | 33.3% |
| 2 | J. Crowley | Ireland | 2 | 160 | 2 | 10.5% |
| 2 | A. Mann | Wales | 2 | 100 | 2 | 28.6% |

■ IRELAND

■ WALES

PLAYER RANKINGS - CARRIES

2024 GUINNESS MEN'S SIX NATIONS

CARRIES

| | | Games | Total | |
|----|---------------|----------|-------|----|
| 1 | B. Earl | England | 2 | 26 |
| 2 | A. Wainwright | Wales | 2 | 24 |
| 2 | C. Winnett | Wales | 2 | 24 |
| 4 | P. Garbisi | Italy | 2 | 23 |
| 4 | F. Steward | England | 2 | 23 |
| 6 | C. Doris | Ireland | 2 | 22 |
| 6 | J. Crowley | Ireland | 2 | 22 |
| 8 | G. Alldritt | France | 2 | 21 |
| 9 | N. Tompkins | Wales | 2 | 20 |
| 10 | M. loane | Italy | 2 | 19 |
| 10 | J. Lowe | Ireland | 2 | 19 |
| 10 | J. Conan | Ireland | 2 | 19 |
| 10 | S. Tuipulotu | Scotland | 2 | 19 |

METRES

| | | Games | Total | |
|----|------------|----------|-------|-----|
| 1 | C. Winnett | Wales | 2 | 192 |
| 2 | F. Steward | England | 2 | 189 |
| 3 | J. Lowe | Ireland | 2 | 187 |
| 4 | T. Ramos | France | 2 | 167 |
| 5 | C. Nash | Ireland | 2 | 159 |
| 6 | M. loane | Italy | 2 | 153 |
| 7 | J. Crowley | Ireland | 2 | 153 |
| 8 | P. Garbisi | Italy | 2 | 147 |
| 9 | K. Rowe | Scotland | 2 | 146 |
| 10 | T. Freeman | England | 2 | 144 |

DEFENDERS BEATEN

| | | Games | Total | |
|---|---------------|----------|-------|---|
| 1 | M. loane | Italy | 2 | 9 |
| 1 | K. Rowe | Scotland | 2 | 9 |
| 3 | H. Keenan | Ireland | 2 | 8 |
| 3 | B. Earl | England | 2 | 8 |
| 3 | A. Mitchell | England | 2 | 8 |
| 3 | F. Steward | England | 2 | 8 |
| 7 | T. Freeman | England | 2 | 7 |
| 8 | R. Henshaw | Ireland | 2 | 6 |
| 8 | J. Adams | Wales | 2 | 6 |
| 8 | M. Jalibert | France | 2 | 6 |
| 8 | A. Wainwright | Wales | 2 | 6 |
| 8 | R. Dyer | Wales | 2 | 6 |
| 8 | J. Crowley | Ireland | 2 | 6 |

| | | Minutes | Per 80* | |
|---|---------------|----------|---------|------|
| 1 | S. McCloskey | Ireland | 80 | 18.0 |
| 2 | J. Conan | Ireland | 97 | 15.7 |
| 3 | R. Darge | Scotland | 80 | 15.0 |
| 4 | J. Dempsey | Scotland | 98 | 13.1 |
| 5 | B. Earl | England | 160 | 13.0 |
| 6 | G. Alldritt | France | 130 | 12.9 |
| 7 | A. Mann | Wales | 100 | 12.8 |
| 8 | E. Dee | Wales | 95 | 12.6 |
| 9 | C. Baille | France | 120 | 12.0 |
| 9 | T. Beirne | Ireland | 80 | 12.0 |
| 9 | A. Wainwright | Wales | 160 | 12.0 |
| 9 | C. Winnett | Wales | 160 | 12.0 |

| | | Minutes | Per 80* | |
|----|--------------|----------|---------|-------|
| 1 | S. McCloskey | Ireland | 80 | 119.9 |
| 2 | A. Capuozzo | Italy | 80 | 97.0 |
| 3 | C. Winnett | Wales | 160 | 95.8 |
| 4 | F. Steward | England | 160 | 94.7 |
| 5 | J. Lowe | Ireland | 160 | 93.3 |
| 6 | H. Paterson | Scotland | 80 | 92.8 |
| 7 | T. Ramos | France | 160 | 83.4 |
| 8 | A. Mann | Wales | 100 | 80.2 |
| 9 | C. Nash | Ireland | 159 | 79.8 |
| 10 | M. loane | Italy | 160 | 76.7 |

| | | Minutes | Per 80* | |
|----|-------------|----------|---------|-----|
| 1 | A. Mitchell | England | 127 | 5.0 |
| 2 | H. Keenan | Ireland | 136 | 4.7 |
| 3 | M. loane | Italy | 160 | 4.5 |
| 3 | K. Rowe | Scotland | 160 | 4.5 |
| 5 | B. Earl | England | 160 | 4.0 |
| 5 | F. Steward | England | 160 | 4.0 |
| 5 | A. Capuozzo | Italy | 80 | 4.0 |
| 8 | T. Freeman | England | 158 | 3.5 |
| 9 | J. Adams | Wales | 141 | 3.4 |
| 10 | R. Henshaw | Ireland | 143 | 3.4 |

IRELAND

WALES

*Minimum 80 minutes played

PLAYER RANKINGS - PASSING

2024 GUINNESS MEN'S SIX NATIONS

PASSES

| | | Games | Total |
|----|----------------|----------|-------|
| 1 | T. Williams | Wales | 2 122 |
| 2 | B. White | Scotland | 2 117 |
| 3 | A. Mitchell | England | 2 95 |
| 4 | C. Casey | Ireland | 1 94 |
| 5 | J. Gibson-Park | Ireland | 2 91 |
| 6 | M. Lucu | France | 2 75 |
| 7 | J. Crowley | Ireland | 2 68 |
| 8 | S. Varney | Italy | 2 63 |
| 9 | G. Ford | England | 2 53 |
| 10 | F. Russell | Scotland | 2 50 |

| | | Minutes | Per 80* |
|----|-------------|----------|----------|
| 1 | T. Williams | Wales | 112 87.1 |
| 2 | B. White | Scotland | 149 62.8 |
| 3 | A. Mitchell | England | 127 59.8 |
| 4 | S. Varney | Italy | 85 59.3 |
| 5 | M. Lucu | France | 113 53.1 |
| 6 | J. Crowley | Ireland | 160 34.0 |
| 7 | G. Ford | England | 146 29.0 |
| 8 | F. Russell | Scotland | 160 25.0 |
| 9 | P. Garbisi | Italy | 160 24.0 |
| 10 | I. Lloyd | Wales | 124 20.0 |

PASSING ACCURACY**

| | | Total | % |
|----|----------------|----------|-----------|
| 1 | J. Crowley | Ireland | 68 98.5% |
| 2 | S. Varney | Italy | 63 98.4% |
| 3 | B. White | Scotland | 117 97.4% |
| 4 | C. Casey | Ireland | 94 96.8% |
| 5 | T. Williams | Wales | 122 96.7% |
| 6 | J. Gibson-Park | Ireland | 91 96.7% |
| 7 | G. Ford | England | 53 96.2% |
| 8 | F. Russell | Scotland | 50 96.0% |
| 9 | A. Mitchell | England | 95 95.8% |
| 10 | N. Le Garrec | France | 43 95.3% |

BREAK ASSIST PASSES

| | | Games | Total |
|---|-------------|----------|-------|
| 1 | G. Ford | England | 2 3 |
| 1 | F. Russell | Scotland | 2 3 |
| 1 | M. Jalibert | France | 2 3 |
| 4 | R. Henshaw | Ireland | 2 2 |
| 4 | F. Dingwall | England | 2 2 |
| 4 | P. Garbisi | Italy | 2 2 |
| 4 | F. Steward | England | 2 2 |
| 4 | M. Grady | Wales | 2 2 |

OFFLOADS

| | | Games | Total |
|---|--------------|----------|-------|
| 1 | N. Tompkins | Wales | 2 5 |
| 2 | F. Russell | Scotland | 2 4 |
| 3 | M. Ioane | Italy | 2 3 |
| 3 | J. Lowe | Ireland | 2 3 |
| 3 | R. Henshaw | Ireland | 2 3 |
| 3 | S. McCloskey | Ireland | 1 3 |
| 3 | K. Steyn | Scotland | 1 3 |
| 3 | J. Crowley | Ireland | 2 3 |
| 9 | D. Penaud | France | 2 2 |
| 9 | J. Brex | Italy | 2 2 |
| 9 | S. Tuipulotu | Scotland | 2 2 |
| 9 | A. Mitchell | England | 2 2 |
| 9 | M. Jalibert | France | 2 2 |
| 9 | K. Rowe | Scotland | 2 2 |
| 9 | T. Freeman | England | 2 2 |

| | | Minutes | Per 80* |
|----|--------------|----------|---------|
| 1 | S. McCloskey | Ireland | 80 3.0 |
| 1 | K. Steyn | Scotland | 80 3.0 |
| 3 | N. Tompkins | Wales | 160 2.5 |
| 4 | F. Russell | Scotland | 160 2.0 |
| 5 | R. Henshaw | Ireland | 143 1.7 |
| 6 | M. Ioane | Italy | 160 1.5 |
| 6 | J. Lowe | Ireland | 160 1.5 |
| 6 | J. Crowley | Ireland | 160 1.5 |
| 9 | A. Mitchell | England | 127 1.3 |
| 10 | S. Tuipulotu | Scotland | 149 1.1 |

■ IRELAND

■ WALES

*Minimum 80 minutes played **Minimum 40 Passes

PLAYER RANKINGS - KICKS

2024 GUINNESS MEN'S SIX NATIONS

KICKS IN PLAY

| | | Games | Total | |
|----|-------------|----------|-------|----|
| 1 | F. Russell | Scotland | 2 | 44 |
| 2 | B. White | Scotland | 2 | 29 |
| 3 | A. Mitchell | England | 2 | 24 |
| 4 | J. Lowe | Ireland | 2 | 21 |
| 5 | T. Ramos | France | 2 | 20 |
| 6 | T. Williams | Wales | 2 | 19 |
| 7 | P. Garbisi | Italy | 2 | 17 |
| 8 | I. Lloyd | Wales | 2 | 15 |
| 9 | M. Lucu | France | 2 | 14 |
| 10 | M. Jalibert | France | 2 | 13 |
| 10 | J. Crowley | Ireland | 2 | 13 |

| | | Minutes | Per 80* | |
|----|-------------|----------|---------|------|
| 1 | F. Russell | Scotland | 160 | 22.0 |
| 2 | B. White | Scotland | 149 | 15.6 |
| 3 | A. Mitchell | England | 127 | 15.1 |
| 4 | T. Williams | Wales | 112 | 13.6 |
| 5 | J. Lowe | Ireland | 160 | 10.5 |
| 6 | S. Varney | Italy | 85 | 10.4 |
| 7 | T. Ramos | France | 160 | 10.0 |
| 8 | M. Lucu | France | 113 | 9.9 |
| 9 | I. Lloyd | Wales | 124 | 9.7 |
| 10 | P. Garbisi | Italy | 160 | 8.5 |

KICKING METRES

| | | Games | Total | |
|----|-------------|----------|-------|-------|
| 1 | F. Russell | Scotland | 2 | 1,583 |
| 2 | J. Lowe | Ireland | 2 | 942 |
| 3 | B. White | Scotland | 2 | 821 |
| 4 | T. Ramos | France | 2 | 779 |
| 5 | A. Mitchell | England | 2 | 593 |
| 6 | P. Garbisi | Italy | 2 | 427 |
| 7 | M. Jalibert | France | 2 | 427 |
| 8 | T. Williams | Wales | 2 | 413 |
| 9 | M. Lucu | France | 2 | 346 |
| 10 | I. Lloyd | Wales | 2 | 342 |

| | | Minutes | Per 80* | |
|----|-------------|----------|---------|-------|
| 1 | F. Russell | Scotland | 160 | 791.6 |
| 2 | J. Lowe | Ireland | 160 | 471.0 |
| 3 | B. White | Scotland | 149 | 440.8 |
| 4 | T. Ramos | France | 160 | 389.6 |
| 5 | A. Mitchell | England | 127 | 373.2 |
| 6 | T. Williams | Wales | 112 | 294.8 |
| 7 | M. Lucu | France | 113 | 244.6 |
| 8 | I. Lloyd | Wales | 124 | 220.6 |
| 9 | P. Garbisi | Italy | 160 | 213.7 |
| 10 | M. Jalibert | France | 160 | 213.3 |

METRES / KICKS IN PLAY**

| | | Games | Avg* | |
|----|-------------------|----------|------|------|
| 1 | Harry Paterson | Scotland | 1 | 52.1 |
| 2 | Kyle Rowe | Scotland | 2 | 44.9 |
| 3 | James Lowe | Ireland | 2 | 44.9 |
| 4 | Freddie Steward | England | 2 | 42.8 |
| 5 | Cameron Winnett | Wales | 2 | 41.0 |
| 6 | Thomas Ramos | France | 2 | 39.0 |
| 7 | Finn Russell | Scotland | 2 | 36.0 |
| 8 | Henry Slade | England | 2 | 33.3 |
| 9 | Elliot Daly | England | 2 | 33.3 |
| 10 | Matthieu Jalibert | France | 2 | 32.8 |

■ IRELAND

■ WALES

*Minimum 80 minutes played **Minimum 2 Kicks / 80min

PLAYER RANKINGS - LINEOUTS

2024 GUINNESS MEN'S SIX NATIONS

LINEOUTS WON (INC. STEALS)

| | | Games | Total | |
|---|---------------|---------|-------|----|
| 1 | D. Jenkins | Wales | 2 | 11 |
| 2 | A. Wainwright | Wales | 2 | 10 |
| 3 | F. Ruzza | Italy | 2 | 9 |
| 4 | E. Roots | England | 2 | 8 |
| 5 | M. Itoje | England | 2 | 7 |
| 5 | T. Beirne | Ireland | 1 | 7 |
| 5 | A. Beard | Wales | 2 | 7 |
| 8 | C. Ollivon | France | 2 | 6 |
| 8 | J. McCarthy | Ireland | 2 | 6 |
| 8 | O. Chessum | England | 2 | 6 |

LINEOUT STEALS

| | | Games | Total | |
|---|-------------|----------|-------|---|
| 1 | T. Beirne | Ireland | 1 | 2 |
| 1 | S. Skinner | Scotland | 2 | 2 |
| 3 | M. Itoje | England | 2 | 1 |
| 3 | C. Ollivon | France | 2 | 1 |
| 3 | R. Gray | Scotland | 1 | 1 |
| 3 | E. Dee | Wales | 2 | 1 |
| 3 | S. Cummings | Scotland | 2 | 1 |
| 3 | A. Beard | Wales | 2 | 1 |
| 3 | F. Ruzza | Italy | 2 | 1 |
| 3 | R. Baird | Ireland | 2 | 1 |
| 3 | J. McCarthy | Ireland | 2 | 1 |
| 3 | O. Chessum | England | 2 | 1 |

LINEOUT THROWS WON

| | | Games | Total | |
|---|-------------|----------|-------|----|
| 1 | E. Dee | Wales | 2 | 19 |
| 1 | D. Sheehan | Ireland | 2 | 19 |
| 3 | J. George | England | 2 | 18 |
| 4 | P. Mauvaka | France | 2 | 14 |
| 5 | G. Turner | Scotland | 2 | 12 |
| 6 | G. Lucchesi | Italy | 2 | 11 |
| 7 | R. Elias | Wales | 2 | 9 |
| 7 | G. Nicotera | Italy | 2 | 9 |
| 9 | J. Marchand | France | 2 | 7 |
| 9 | R. Kelleher | Ireland | 2 | 7 |

| | | Minutes | Per 80* | |
|----|-----------------|---------|---------|-----|
| 1 | T. Beirne | Ireland | 80 | 7.0 |
| 2 | F. Ruzza | Italy | 129 | 5.6 |
| 3 | D. Jenkins | Wales | 160 | 5.5 |
| 4 | A. Wainwright | Wales | 160 | 5.0 |
| 5 | R. Baird | Ireland | 83 | 4.8 |
| 6 | E. Roots | England | 141 | 4.5 |
| 7 | A. Beard | Wales | 134 | 4.2 |
| 8 | P. Gabrillagues | France | 101 | 4.0 |
| 9 | O. Chessum | England | 131 | 3.7 |
| 10 | M. Itoje | England | 160 | 3.5 |

| | | Minutes | Per 80* | |
|---|-------------|----------|---------|-----|
| 1 | T. Beirne | Ireland | 80 | 2.0 |
| 2 | R. Baird | Ireland | 83 | 1.0 |
| 3 | E. Dee | Wales | 95 | 0.8 |
| 4 | F. Ruzza | Italy | 129 | 0.6 |
| 5 | O. Chessum | England | 131 | 0.6 |
| 6 | A. Beard | Wales | 134 | 0.6 |
| 7 | C. Ollivon | France | 143 | 0.6 |
| 8 | J. McCarthy | Ireland | 147 | 0.5 |
| 9 | M. Itoje | England | 160 | 0.5 |
| 9 | S. Cummings | Scotland | 160 | 0.5 |

LINEOUT SUCCESS RATE**

| | | Throws | %* | |
|----|-------------|----------|----|--------|
| 1 | R. Kelleher | Ireland | 7 | 100.0% |
| 1 | D. Sheehan | Ireland | 19 | 100.0% |
| 3 | E. Dee | Wales | 20 | 95.0% |
| 4 | J. George | England | 20 | 90.0% |
| 5 | G. Turner | Scotland | 14 | 85.7% |
| 6 | J. Marchand | France | 9 | 77.8% |
| 6 | P. Mauvaka | France | 18 | 77.8% |
| 8 | G. Lucchesi | Italy | 15 | 73.3% |
| 9 | G. Nicotera | Italy | 13 | 69.2% |
| 10 | E. Ashman | Scotland | 5 | 60.0% |

■ IRELAND

■ WALES

*Minimum 80 minutes played **Minimum 5 lineout throws

PLAYER RANKINGS - TACKLES & TURNOVERS

2024 GUINNESS MEN'S SIX NATIONS

SUCCESSFUL TACKLES

| | | | Games | Total |
|---|-------------|----------|-------|-------|
| 1 | M. Lamaro | Italy | 2 | 37 |
| 2 | F. Cros | France | 2 | 30 |
| 2 | G. Lucchesi | Italy | 2 | 30 |
| 4 | N. Cannone | Italy | 2 | 29 |
| 5 | C. Ollivon | France | 2 | 28 |
| 6 | G. Alldritt | France | 2 | 27 |
| 7 | T. Reffell | Wales | 2 | 25 |
| 8 | P. Schoeman | Scotland | 2 | 24 |
| 8 | M. Zuliani | Italy | 2 | 24 |
| 8 | D. Jenkins | Wales | 2 | 24 |

| | | | Minutes | Per 80* |
|----|-----------------|--------|---------|---------|
| 1 | G. Lucchesi | Italy | 109 | 22.0 |
| 2 | M. Zuliani | Italy | 103 | 18.6 |
| 3 | M. Lamaro | Italy | 160 | 18.5 |
| 4 | P. Gabrillagues | France | 101 | 18.2 |
| 5 | F. Cros | France | 143 | 16.8 |
| 6 | G. Alldritt | France | 130 | 16.6 |
| 7 | P. Ceccarelli | Italy | 87 | 16.6 |
| 8 | C. Ollivon | France | 143 | 15.7 |
| 9 | A. Izekor | Italy | 94 | 15.3 |
| 10 | D. Fischetti | Italy | 122 | 15.1 |

DOMINANT TACKLES

| | | | Games | Total |
|----|-----------------|----------|-------|-------|
| 1 | G. Fickou | France | 2 | 4 |
| 1 | M. Lamaro | Italy | 2 | 4 |
| 1 | J. McCarthy | Ireland | 2 | 4 |
| 1 | T. Freeman | England | 2 | 4 |
| 5 | P. Gabrillagues | France | 2 | 3 |
| 5 | P. Schoeman | Scotland | 2 | 3 |
| 5 | F. Russell | Scotland | 2 | 3 |
| 5 | G. Turner | Scotland | 2 | 3 |
| 5 | F. Dingwall | England | 2 | 3 |
| 10 | H. Slade | England | 2 | 2 |

TACKLE SUCCESS RATE**

| | | | Tackles | %* |
|----|---------------|----------|---------|--------|
| 1 | J. Marler | England | 15 | 100.0% |
| 1 | M. Itoje | England | 22 | 100.0% |
| 1 | C. Baille | France | 22 | 100.0% |
| 1 | J. Dempsey | Scotland | 18 | 100.0% |
| 1 | P. Schoeman | Scotland | 24 | 100.0% |
| 1 | A. Wainwright | Wales | 21 | 100.0% |
| 1 | M. Zuliani | Italy | 24 | 100.0% |
| 8 | N. Cannone | Italy | 29 | 96.7% |
| 9 | G. Alldritt | France | 27 | 96.4% |
| 10 | T. Reffell | Wales | 25 | 96.2% |

TURNOVERS WON

| | | | Games | Total |
|---|------------------|----------|-------|-------|
| 1 | T. Reffell | Wales | 2 | 5 |
| 2 | M. Itoje | England | 2 | 3 |
| 2 | J. Lowe | Ireland | 2 | 3 |
| 2 | T. Beirne | Ireland | 1 | 3 |
| 2 | G. Alldritt | France | 2 | 3 |
| 6 | S. Skinner | Scotland | 2 | 2 |
| 6 | G. Lucchesi | Italy | 2 | 2 |
| 8 | C. Ollivon | France | 2 | 1 |
| 8 | R. Gray | Scotland | 1 | 1 |
| 8 | D. van der Merwe | Scotland | 2 | 1 |
| 8 | H. Jones | Scotland | 2 | 1 |
| 8 | F. Russell | Scotland | 2 | 1 |
| 8 | E. Dee | Wales | 2 | 1 |
| 8 | S. Cummings | Scotland | 2 | 1 |
| 8 | A. Beard | Wales | 2 | 1 |

| | | | Minutes | Per 80* |
|----|-------------|----------|---------|---------|
| 1 | T. Beirne | Ireland | 80 | 3.0 |
| 2 | T. Reffell | Wales | 160 | 2.5 |
| 3 | G. Alldritt | France | 130 | 1.8 |
| 4 | M. Itoje | England | 160 | 1.5 |
| 4 | J. Lowe | Ireland | 160 | 1.5 |
| 6 | G. Lucchesi | Italy | 109 | 1.5 |
| 7 | R. Darge | Scotland | 80 | 1.0 |
| 8 | R. Baird | Ireland | 83 | 1.0 |
| 9 | E. Dee | Wales | 95 | 0.8 |
| 10 | A. Porter | Ireland | 108 | 0.7 |

■ IRELAND

■ WALES

*Minimum 80 minutes played **Minimum 15 tackles attempted

PLAYER RANKINGS - DISCIPLINE

2024 GUINNESS MEN'S SIX NATIONS

PENS CONCEDED

| | | | Games | Total |
|---|---------------|----------|-------|-------|
| 1 | A. Porter | Ireland | 2 | 6 |
| 2 | Z. Fagerson | Scotland | 2 | 4 |
| 2 | S. Skinner | Scotland | 2 | 4 |
| 4 | M. Itoje | England | 2 | 3 |
| 4 | G. Fickou | France | 2 | 3 |
| 4 | G. Zilocchi | Italy | 2 | 3 |
| 4 | M. Zuliani | Italy | 2 | 3 |
| 4 | E. Roots | England | 2 | 3 |
| 9 | J. Lowe | Ireland | 2 | 2 |
| 9 | P. Willemse | France | 1 | 2 |
| 9 | R. Henshaw | Ireland | 2 | 2 |
| 9 | S. Cummings | Scotland | 2 | 2 |
| 9 | P. Ceccarelli | Italy | 2 | 2 |
| 9 | N. Cannone | Italy | 2 | 2 |
| 9 | M. Lamaro | Italy | 2 | 2 |
| 9 | M. Jalibert | France | 2 | 2 |
| 9 | F. Dingwall | England | 2 | 2 |
| 9 | G. Lucchesi | Italy | 2 | 2 |
| 9 | O. Chessum | England | 2 | 2 |

| | | | Minutes | Per 80* |
|----|---------------|----------|---------|---------|
| 1 | A. Porter | Ireland | 108 | 4.4 |
| 2 | M. Zuliani | Italy | 103 | 2.3 |
| 3 | Z. Fagerson | Scotland | 149 | 2.1 |
| 4 | P. Ceccarelli | Italy | 87 | 1.8 |
| 5 | E. Roots | England | 141 | 1.7 |
| 6 | M. Itoje | England | 160 | 1.5 |
| 6 | G. Fickou | France | 160 | 1.5 |
| 8 | G. Lucchesi | Italy | 109 | 1.5 |
| 9 | O. Chessum | England | 131 | 1.2 |
| 10 | R. Henshaw | Ireland | 143 | 1.1 |

CARDS

| | | | Games | Yellows |
|---|---------------|----------|-------|---------|
| 1 | E. Daly | England | 2 | 1 |
| 1 | U. Atonio | France | 2 | 1 |
| 1 | P. O'Mahony | Ireland | 1 | 1 |
| 1 | P. Willemse | France | 1 | 1 |
| 1 | G. Turner | Scotland | 2 | 1 |
| 1 | S. Tuipulotu | Scotland | 2 | 1 |
| 1 | M. Lamaro | Italy | 2 | 1 |
| 1 | E. Roots | England | 2 | 1 |
| 1 | M. Grady | Wales | 2 | 1 |
| 1 | O. Chessum | England | 2 | 1 |
| 1 | T. Menoncello | Italy | 2 | 1 |

| | | | Games | Reds |
|---|-------------|--------|-------|------|
| 1 | P. Willemse | France | 1 | 1 |

■ IRELAND

■ WALES

*Minimum 80 minutes played



PLAYER COMPARISON

2024 GUINNESS MEN'S SIX NATIONS

IRELAND & WALES

PLAYER COMPARISON - POINTS

2024 GUINNESS MEN'S SIX NATIONS

POINTS

| IRELAND | | | WALES | | |
|------------------|-------|-------|-----------------|-------|-------|
| | Games | Total | | Games | Total |
| 1 J. Crowley | 2 | 22 | 1 A. Mann | 2 | 10 |
| 2 D. Sheehan | 2 | 15 | 2 I. Lloyd | 2 | 8 |
| 3 C. Nash | 2 | 10 | 3 J. Botham | 1 | 5 |
| 4 J. Gibson-Park | 2 | 5 | 3 A. Wainwright | 2 | 5 |
| 4 J. Lowe | 2 | 5 | 3 R. Dyer | 2 | 5 |
| 4 J. Conan | 2 | 5 | | | |
| 4 T. Beirne | 1 | 5 | | | |
| 4 R. Kelleher | 2 | 5 | | | |

TRIES

| IRELAND | | | WALES | | |
|------------------|-------|-------|-----------------|-------|-------|
| | Games | Total | | Games | Total |
| 1 D. Sheehan | 2 | 3 | 1 A. Mann | 2 | 2 |
| 2 C. Nash | 2 | 2 | 2 J. Botham | 1 | 1 |
| 3 J. Gibson-Park | 2 | 1 | 2 A. Wainwright | 2 | 1 |
| 3 J. Lowe | 2 | 1 | 2 R. Dyer | 2 | 1 |
| 3 J. Conan | 2 | 1 | | | |
| 3 T. Beirne | 1 | 1 | | | |
| 3 R. Kelleher | 2 | 1 | | | |
| 3 J. Crowley | 2 | 1 | | | |

GOAL KICKING*

| IRELAND | | | | WALES | | | |
|--------------|------|--------|-------|------------|------|--------|-------|
| | Made | Missed | % | | Made | Missed | % |
| 1 J. Crowley | 8 | 4 | 66.7% | 1 I. Lloyd | 4 | 1 | 80.0% |

*Minimum 3 Kicks at Goal

PLAYER COMPARISON - CARRIES

2024 GUINNESS MEN'S SIX NATIONS

CARRIES

| IRELAND | | | WALES | | |
|----------------|-------|-------|-----------------|-------|-------|
| | Games | Total | | Games | Total |
| 1 C. Doris | 2 | 22 | 1 A. Wainwright | 2 | 24 |
| 1 J. Crowley | 2 | 22 | 1 C. Winnett | 2 | 24 |
| 3 J. Lowe | 2 | 19 | 3 N. Tompkins | 2 | 20 |
| 3 J. Conan | 2 | 19 | 4 J. Adams | 2 | 17 |
| 5 R. Henshaw | 2 | 18 | 4 T. Reffell | 2 | 17 |
| 5 S. McCloskey | 1 | 18 | | | |
| 5 C. Nash | 2 | 18 | | | |

METRES

| IRELAND | | | WALES | | |
|----------------|-------|-------|-----------------|-------|-------|
| | Games | Total | | Games | Total |
| 1 J. Lowe | 2 | 186.5 | 1 C. Winnett | 2 | 191.6 |
| 2 C. Nash | 2 | 158.6 | 2 A. Wainwright | 2 | 121.4 |
| 3 J. Crowley | 2 | 153.0 | 3 J. Adams | 2 | 121.2 |
| 4 R. Henshaw | 2 | 133.9 | 4 R. Dyer | 2 | 112.3 |
| 5 S. McCloskey | 1 | 119.9 | 5 A. Mann | 2 | 100.2 |

DEFENDERS BEATEN

| IRELAND | | | WALES | | |
|---------------|-------|-------|-----------------|-------|-------|
| | Games | Total | | Games | Total |
| 1 H. Keenan | 2 | 8 | 1 J. Adams | 2 | 6 |
| 2 R. Henshaw | 2 | 6 | 1 A. Wainwright | 2 | 6 |
| 2 J. Crowley | 2 | 6 | 1 R. Dyer | 2 | 6 |
| 4 J. Lowe | 2 | 5 | 4 T. Reffell | 2 | 5 |
| 4 J. McCarthy | 2 | 5 | 4 C. Winnett | 2 | 5 |

PLAYER COMPARISON - PASSING

2024 GUINNESS MEN'S SIX NATIONS

PASSES

| IRELAND | | | WALES | | |
|------------------|-------|-------|---------------|-------|-------|
| | Games | Total | | Games | Total |
| 1 C. Casey | 1 | 94 | 1 T. Williams | 2 | 122 |
| 2 J. Gibson-Park | 2 | 91 | 2 G. Davies | 1 | 38 |
| 3 J. Crowley | 2 | 68 | 3 N. Tompkins | 2 | 35 |
| 4 J. Lowe | 2 | 18 | 4 I. Lloyd | 2 | 31 |
| 5 S. McCloskey | 1 | 17 | 5 K. Hardy | 1 | 21 |

PASSING ACCURACY %**

| IRELAND | | | WALES | | |
|------------------|-------|-------|---------------|-------|-------|
| | Games | Total | | Games | Total |
| 1 J. Crowley | 2 | 98.5% | 1 T. Williams | 2 | 96.7% |
| 2 C. Casey | 1 | 96.8% | | | |
| 3 J. Gibson-Park | 2 | 96.7% | | | |

OFFLOADS

| IRELAND | | | WALES | | |
|----------------|-------|-------|------------------|-------|-------|
| | Games | Total | | Games | Total |
| 1 J. Lowe | 2 | 3 | 1 N. Tompkins | 2 | 5 |
| 1 R. Henshaw | 2 | 3 | 2 C. Domachowski | 2 | 1 |
| 1 S. McCloskey | 1 | 3 | 2 A. Wainwright | 2 | 1 |
| 1 J. Crowley | 2 | 3 | 2 R. Dyer | 2 | 1 |
| 5 B. Aki | 1 | 1 | 2 T. Reffell | 2 | 1 |
| 5 J. Larmour | 1 | 1 | 2 C. Winnett | 2 | 1 |
| 5 C. Doris | 2 | 1 | | | |

PLAYER COMPARISON - KICKS

2024 GUINNESS MEN'S SIX NATIONS

KICKS IN PLAY

| IRELAND | | | WALES | | |
|------------------|-------|-------|---------------|-------|-------|
| | Games | Total | | Games | Total |
| 1 J. Lowe | 2 | 21 | 1 T. Williams | 2 | 19 |
| 2 J. Crowley | 2 | 13 | 2 I. Lloyd | 2 | 15 |
| 3 J. Gibson-Park | 2 | 9 | 3 C. Winnett | 2 | 8 |
| 4 C. Casey | 1 | 8 | 4 G. Davies | 1 | 6 |
| 5 H. Keenan | 2 | 3 | 4 J. Adams | 2 | 6 |
| | | | 4 R. Dyer | 2 | 6 |
| | | | 4 S. Costelow | 1 | 6 |

KICKING METRES

| IRELAND | | | WALES | | |
|------------------|-------|-------|---------------|-------|-------|
| | Games | Total | | Games | Total |
| 1 J. Lowe | 2 | 941.9 | 1 T. Williams | 2 | 412.7 |
| 2 J. Crowley | 2 | 305.9 | 2 I. Lloyd | 2 | 341.9 |
| 3 J. Gibson-Park | 2 | 201.0 | 3 C. Winnett | 2 | 328.2 |
| 4 C. Casey | 1 | 188.3 | 4 S. Costelow | 1 | 167.8 |
| 5 H. Keenan | 2 | 110.1 | 5 J. Adams | 2 | 151.4 |

METRES / KICKS IN PLAY**

| IRELAND | | | WALES | | |
|--------------|-------|------|---------------|-------|------|
| | Games | Avg* | | Games | Avg* |
| 1 J. Lowe | 2 | 44.9 | 1 C. Winnett | 2 | 41.0 |
| 2 J. Crowley | 2 | 23.5 | 2 J. Adams | 2 | 25.2 |
| | | | 3 I. Lloyd | 2 | 22.8 |
| | | | 4 R. Dyer | 2 | 22.7 |
| | | | 5 T. Williams | 2 | 21.7 |

*Minimum 80 minutes played **Minimum 2 Kicks / 80min

PLAYER COMPARISON - LINEOUTS

2024 GUINNESS MEN'S SIX NATIONS

LINEOUTS WON (INC. STEALS)

| IRELAND | | | WALES | | |
|---------------|-------|-------|-----------------|-------|-------|
| | Games | Total | | Games | Total |
| 1 T. Beirne | 1 | 7 | 1 D. Jenkins | 2 | 11 |
| 2 J. McCarthy | 2 | 6 | 2 A. Wainwright | 2 | 10 |
| 3 R. Baird | 2 | 5 | 3 A. Beard | 2 | 7 |
| 4 P. O'Mahony | 1 | 3 | 4 E. Dee | 2 | 1 |
| 4 J. Conan | 2 | 3 | 4 W. Rowlands | 1 | 1 |
| 4 J. Ryan | 2 | 3 | | | |

LINEOUT STEALS

| IRELAND | | | WALES | | |
|---------------|-------|-------|------------|-------|-------|
| | Games | Total | | Games | Total |
| 1 T. Beirne | 1 | 2 | 1 E. Dee | 2 | 1 |
| 2 R. Baird | 2 | 1 | 1 A. Beard | 2 | 1 |
| 2 J. McCarthy | 2 | 1 | | | |

LINEOUT THROWS WON

| IRELAND | | | WALES | | |
|---------------|-------|-------|------------|-------|-------|
| | Games | Total | | Games | Total |
| 1 D. Sheehan | 2 | 19 | 1 E. Dee | 2 | 19 |
| 2 R. Kelleher | 2 | 7 | 2 R. Elias | 2 | 9 |



PLAYER COMPARISON - TACKLES

2024 GUINNESS MEN'S SIX NATIONS

SUCCESSFUL TACKLES

| IRELAND | | |
|---------------|-------|-------|
| | Games | Total |
| 1 C. Doris | 2 | 17 |
| 1 D. Sheehan | 2 | 17 |
| 3 J. McCarthy | 2 | 13 |
| 4 J. Ryan | 2 | 12 |
| 5 A. Porter | 2 | 11 |
| 5 R. Baird | 2 | 11 |

| WALES | | |
|------------------|-------|-------|
| | Games | Total |
| 1 T. Reffell | 2 | 25 |
| 2 D. Jenkins | 2 | 24 |
| 3 A. Wainwright | 2 | 21 |
| 4 A. Mann | 2 | 17 |
| 5 C. Domachowski | 2 | 16 |

DOMINANT TACKLES

| IRELAND | | |
|---------------|-------|-------|
| | Games | Total |
| 1 J. McCarthy | 2 | 4 |
| 2 J. Lowe | 2 | 1 |
| 2 T. Furlong | 1 | 1 |
| 2 T. Beirne | 1 | 1 |
| 2 J. Ryan | 2 | 1 |
| 2 H. Keenan | 2 | 1 |

| WALES | | |
|-----------------|-------|-------|
| | Games | Total |
| 1 J. Adams | 2 | 1 |
| 1 A. Wainwright | 2 | 1 |
| 1 R. Dyer | 2 | 1 |
| 1 I. Lloyd | 2 | 1 |
| 1 M. Grady | 2 | 1 |

TURNOVERS WON

| IRELAND | | |
|---------------|-------|-------|
| | Games | Total |
| 1 J. Lowe | 2 | 3 |
| 1 T. Beirne | 1 | 3 |
| 3 A. Porter | 2 | 1 |
| 3 C. Doris | 2 | 1 |
| 3 R. Baird | 2 | 1 |
| 3 J. McCarthy | 2 | 1 |

| WALES | | |
|--------------|-------|-------|
| | Games | Total |
| 1 T. Reffell | 2 | 5 |
| 2 E. Dee | 2 | 1 |
| 2 A. Beard | 2 | 1 |



PLAYER COMPARISON - DISCIPLINE

2024 GUINNESS MEN'S SIX NATIONS

PENS CONCEDED

| IRELAND | | | WALES | | |
|---------------|-------|-------|----------------|-------|-------|
| | Games | Total | | Games | Total |
| 1 A. Porter | 2 | 6 | 1 N. Tompkins | 2 | 1 |
| 2 J. Lowe | 2 | 2 | 1 J. Adams | 2 | 1 |
| 2 R. Henshaw | 2 | 2 | 1 G. Thomas | 1 | 1 |
| 4 P. O'Mahony | 1 | 1 | 1 K. Assiratti | 2 | 1 |
| 4 T. Furlong | 1 | 1 | 1 S. Costelow | 1 | 1 |
| 4 J. Conan | 2 | 1 | 1 A. Griffin | 1 | 1 |
| 4 F. Bealham | 2 | 1 | 1 M. Grady | 2 | 1 |
| 4 J. Loughman | 1 | 1 | 1 D. Jenkins | 2 | 1 |
| 4 T. Beirne | 1 | 1 | | | |
| 4 J. Ryan | 2 | 1 | | | |

YELLOW CARDS

| IRELAND | | | WALES | | |
|---------------|-------|-------|------------|-------|-------|
| | Games | Total | | Games | Total |
| 1 P. O'Mahony | 1 | 1 | 1 M. Grady | 2 | 1 |

RED CARDS

| IRELAND | | | WALES | | |
|---------|-------|-------|-------|-------|-------|
| | Games | Total | | Games | Total |



MATCH OFFICIALS



OFFICIALS - COMPETITION DATA

2024 GUINNESS MEN'S SIX NATIONS

COMPETITION TOTAL

| Referee | Games Refereed | Penalty Given | Foul | Lineout | Offside | Maul | Scrum | Ruck | Tackles | Other | Yellow Card | Red Card | Rucks 0-3 % | Scrums Played % |
|---------------------|----------------|---------------|----------|----------|-----------|----------|-----------|-----------|----------|----------|-------------|----------|--------------|-----------------|
| Ben O'Keefe | 1 | 20 | 0 | 1 | 5 | 0 | 2 | 7 | 2 | 3 | 2 | 0 | 50.0% | 38.5% |
| James Doleman | 1 | 12 | 0 | 0 | 3 | 1 | 4 | 2 | 1 | 1 | 3 | 0 | 31.3% | 38.9% |
| Karl Dickson | 1 | 21 | 1 | 1 | 6 | 1 | 3 | 6 | 2 | 1 | 2 | 1 | 55.3% | 40.0% |
| Luke Pearce | 1 | 20 | 1 | 0 | 0 | 0 | 6 | 9 | 1 | 3 | 1 | 0 | 63.2% | 53.8% |
| Nic Berry | 1 | 15 | 0 | 1 | 6 | 1 | 1 | 4 | 1 | 1 | 1 | 0 | 62.4% | 75.0% |
| Paul Williams | 1 | 19 | 1 | 0 | 4 | 2 | 3 | 8 | 1 | 0 | 2 | 0 | 54.8% | 54.5% |
| Season Total | 6 | 107 | 3 | 3 | 24 | 5 | 19 | 36 | 8 | 9 | 11 | 1 | 53.0% | 49.4% |

COMPETITION AVERAGE

| Referee | Games Refereed | Penalty Given | Foul | Lineout | Offside | Maul | Scrum | Ruck | Tackles | Other | Yellow Card | Red Card | Rucks 0-3 % | Scrums Played % |
|-----------------------|----------------|---------------|------------|------------|------------|------------|------------|------------|------------|------------|-------------|------------|--------------|-----------------|
| Ben O'Keefe | 1 | 20.0 | 0.0 | 1.0 | 5.0 | 0.0 | 2.0 | 7.0 | 2.0 | 3.0 | 2.0 | 0.0 | 50.0% | 38.5% |
| James Doleman | 1 | 12.0 | 0.0 | 0.0 | 3.0 | 1.0 | 4.0 | 2.0 | 1.0 | 1.0 | 3.0 | 0.0 | 31.3% | 38.9% |
| Karl Dickson | 1 | 21.0 | 1.0 | 1.0 | 6.0 | 1.0 | 3.0 | 6.0 | 2.0 | 1.0 | 2.0 | 1.0 | 55.3% | 40.0% |
| Luke Pearce | 1 | 20.0 | 1.0 | 0.0 | 0.0 | 0.0 | 6.0 | 9.0 | 1.0 | 3.0 | 1.0 | 0.0 | 63.2% | 53.8% |
| Nic Berry | 1 | 15.0 | 0.0 | 1.0 | 6.0 | 1.0 | 1.0 | 4.0 | 1.0 | 1.0 | 1.0 | 0.0 | 62.4% | 75.0% |
| Paul Williams | 1 | 19.0 | 1.0 | 0.0 | 4.0 | 2.0 | 3.0 | 8.0 | 1.0 | 0.0 | 2.0 | 0.0 | 54.8% | 54.5% |
| Season Average | 6 | 17.8 | 0.5 | 0.5 | 4.0 | 0.8 | 3.2 | 6.0 | 1.3 | 1.5 | 1.8 | 0.2 | 53.0% | 49.4% |



MATCH OFFICIAL - PREVIOUS GAMES FOR TEAMS

Andrea Piardi

ANDREA PIARDI AS MATCH OFFICIAL FOR IRELAND

ANDREA PIARDI AS MATCH OFFICIAL FOR WALES

| Fixtures | Date | Res. | Penalty Given | Foul | Lineout | Maul | Offside | Ruck | Scrum | Tackles | Other | Open Play | Yellow Card | Red Card | Rucks 0-3 % | Scrum Played % |
|-----------------|----------|------|---------------|------|---------|------|---------|------|-------|---------|-------|-----------|-------------|----------|-------------|----------------|
| Wales v Georgia | 19/11/22 | L | 20 | 0 | 1 | 1 | 2 | 7 | 5 | 3 | 1 | 0 | 1 | 0 | 62.0% | 52.4% |