

INSIGHTS PRESENTED BY Sage



PREVIEW REPORT

SCOTLAND - GEORGIA

SUMMER NATIONS SERIES 2023

WEEK 5

26/08/2023





SCOTLAND vs GEORGIA

2023 SUMMER NATIONS SERIES



OPTA FACTS

- Scotland have won each of their previous five Test matches against Georgia, including their most recent by a margin of 41 points (48-7 in October 2020), which was their heaviest ever win against the Lelos.
- Scotland have won three of their last four Test matches (L1) and have scored 3+ tries in eight of their last nine outings, however, they have also conceded three tries in each of their last two after conceding just one in each of their previous two.
- Scotland have won five of their last six Test matches on home soil (L1) including each of their last three – each of Scotland's last two home wins have come despite trailing their opponents at half-time, including a comeback from 18 points down in their most recent home game (25-21 v France).
- Georgia have lost just one of their last 17 Test matches (W14 D2) and have won each of their last eight, their longest ever winning run – each of Georgia's last seven wins have come by margins of 15+ points.
- Georgia have won each of their last five Test matches away from home, their longest such run since February 2015-March 2016, when they also won five in a row – Georgia have both scored more than 40 points and conceded fewer than 10 points in each of their last two away games.
- Scotland are the only Tier 1 nation with a tackle success rate of 90%+ in Test rugby in 2023 (90.3%), while only Japan (3.3) have made more turnover-winning tackles per game than Scotland (2.6) this year – Georgia were the only side with a 90%+ tackle success rate in this year's Rugby Europe Championship (92.4%).
- Only New Zealand (30) have beaten more defenders per game than Scotland (27) among Tier 1 nations in 2023, while only Romania (30.8) averaged more defenders beaten than Georgia (30.6) in this year's Rugby Europe Championship.
- Georgia had both the highest lineout (89%) and scrum (97%) success rates of any side in the 2023 Rugby Europe Championship and were also the only team to steal 20+ opposition lineouts during this year's competition (23).
- Since the beginning of 2022, Duhan van der Merwe has averaged 5.1 defenders beaten per 80 minutes in Test rugby, the best rate of any Tier 1 player to feature for 1000+ minutes in that period, while teammate Darcy Graham (3.9) ranks second; only Damian Penaud (0.95) has averaged more tries per 80 during the same timeframe than the Edinburgh wingers (Graham – 0.7, van der Merwe – 0.48).
- Davit Niniashvili (Georgia) beat 12 defenders against the USA, the most by any player in a Test match last weekend; of players to play 1000+ minutes in the TOP 14 since his debut season (2021/22), Niniashvili ranks in the top six for metres gained (75, 2nd), line breaks (0.96, 5th), defenders beaten (4.5, 5th) and tries scored (0.48) per 80 minutes.

SCOTLAND MATCH SQUAD DETAILS

2023 AUTUMN NATIONS SERIES



#	Player	Age	Height	Weight	Caps	Points	Tries
15	Ollie Smith	23	188	90	5	5	1
14	Darcy Graham	26	177	84	35	95	19
13	Huw Jones	29	185	102	38	80	16
12	Sione Tuipulotu	26	178	103	18	10	2
11	Duhan van der Merwe	28	193	106	30	90	18
10	Finn Russell	30	182	92	71	306	8
9	Ben White	25	180	87	15	15	3
1	Jamie Bhatti	29	185	125	31	0	0
2	Dave Cherry	32	183	107	9	20	4
3	WP Nel	37	180	115	56	15	3
4	Sam Skinner	28	196	111	27	0	0
5	Grant Gilchrist	33	198	120	64	5	1
6	Jamie Ritchie	27	190	110	42	5	1
7	Rory Darge	23	186	102	10	10	2
8	Jack Dempsey	29	191	111	12	0	0
16	Ewan Ashman	23	188	111	8	15	3
17	Rory Sutherland	30	183	113	25	0	0
18	Javan Sebastian	28	177	123	5	0	0
19	Scott Cummings	26	198	115	28	10	2
20	Matt Fagerson	25	186	110	35	10	2
21	George Horne	28	174	81	22	32	6
22	Ben Healy	24	191	97	2	10	0
23	Chris Harris	32	188	104	43	25	5

GEORGIA MATCH SQUAD DETAILS

2023 AUTUMN NATIONS SERIES

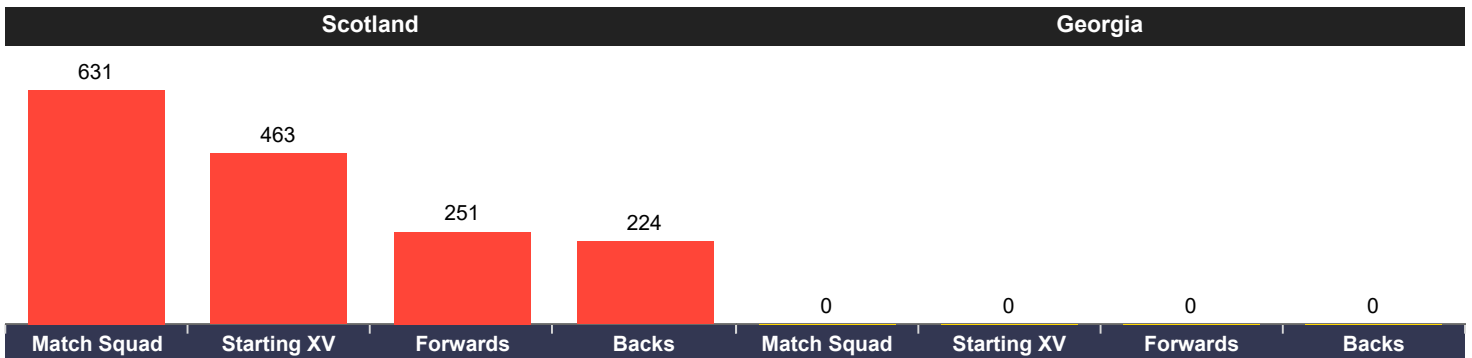


#	Player	Age	Height	Weight
15	Davit Niniashvili	21	186	89
14	Aka Tabutsadze	26	180	83
13	Demur Tapladze	23	192	91
12	Merab Sharikadze	30	184	97
11	Mirian Modebadze	25	194	94
10	Luka Matkava	21	181	80
9	Vasil Lobzhanidze	26	175	78
1	Mikheil Nariashvili	33	186	118
2	Shalva Mamukashvili	32	180	106
3	Beka Gigashvili	31	179	116
4	Lado Chachanidze	23	200	110
5	Konstantine Mikautadze	32	200	130
6	Luka Ivanishvili	21	182	0
7	Mikheil Gachechiladze	32	190	105
8	Tornike Jalagonia	24	188	105
16	Tengiz Zamtaradze	25	181	96
17	Guram Gogichashvili	24	183	118
18	Guram Papidze	26	187	120
19	Lasha Jaiani	25	199	115
20	Sandro Mamamtavrisvili	24	186	97
21	Gela Aprasidze	25	175	75
22	Tedo Abzhandadze	24	177	79
23	Giorgi Kveseladze	25	185	100

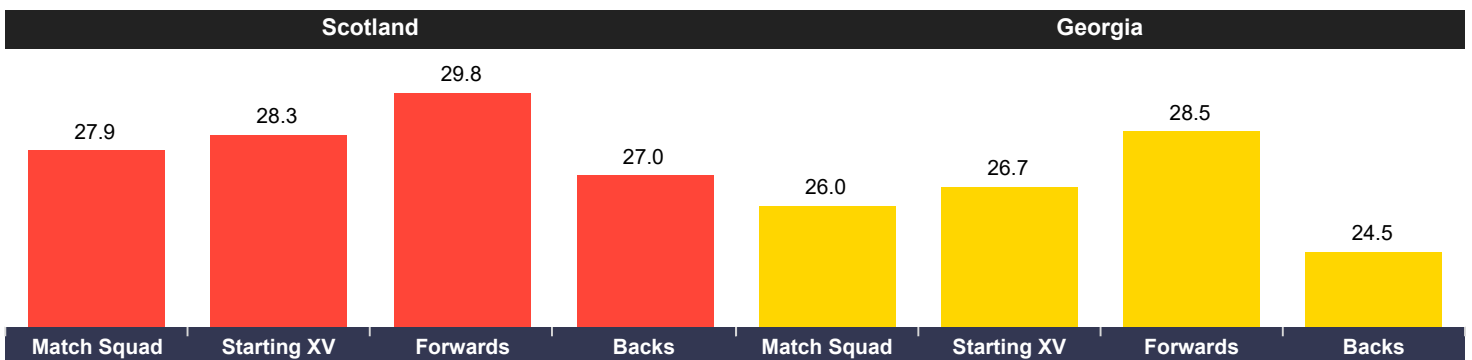
MATCH SQUAD - SQUAD COMPARISON

2023 AUTUMN NATIONS SERIES

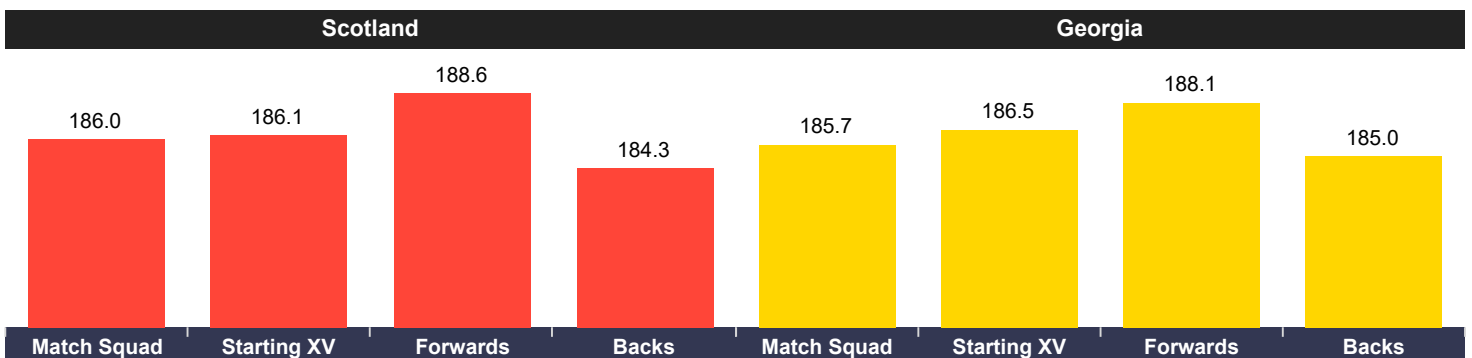
CAPS - TOTAL



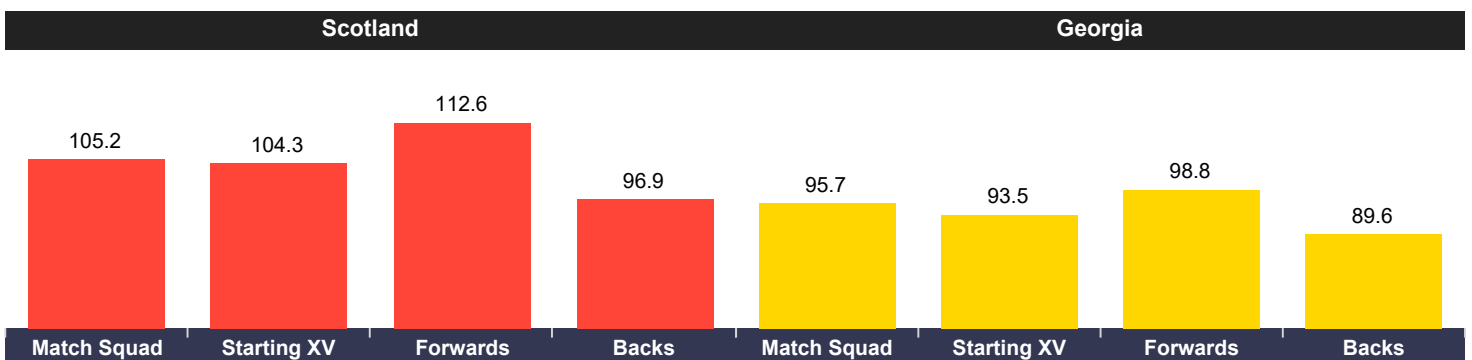
AGE - AVERAGES



HEIGHT - AVERAGES



WEIGHT - AVERAGES



LAST MATCH DETAILS

SCOTLAND

Summer Nations Series v France (12/08/2023) 30-27 (L)

#	Player	Minutes	Points	Tries	Ball Carries	Kicks	Tackles	Cards
15	Blair Kinghorn	80	0	0	12	4	3	0
14	Kyle Steyn	80	10	2	7	0	8	0
13	Huw Jones	80	0	0	11	1	6	0
12	Sione Tuipulotu	80	0	0	9	0	10	0
11	Duhan van der Merwe	63	5	1	11	0	1	0
10	Finn Russell	80	7	0	15	12	9	0
9	Ali Price	43	0	0	4	2	5	1
1	Pierre Schoeman	55	0	0	8	0	6	0
2	George Turner	55	0	0	2	0	5	0
3	WP Nel	55	0	0	2	0	4	0
4	Richie Gray	64	0	0	3	0	6	0
5	Grant Gilchrist	55	0	0	5	0	3	0
6	Jamie Ritchie	80	0	0	5	0	4	0
7	Rory Darge	80	5	1	6	0	11	0
8	Jack Dempsey	74	0	0	14	0	5	0
16	Stuart McInally	25	0	0	5	0	2	0
17	Rory Sutherland	25	0	0	5	0	3	0
18	Javan Sebastian	25	0	0	6	0	5	0
19	Scott Cummings	16	0	0	2	0	1	0
20	Sam Skinner	25	0	0	4	0	5	0
21	Josh Bayliss	6	0	0	0	0	0	0
22	George Horne	25	0	0	1	1	1	0
23	Ollie Smith	17	0	0	4	1	1	0
Team Total		-	27	4	141	21	104	1

GEORGIA

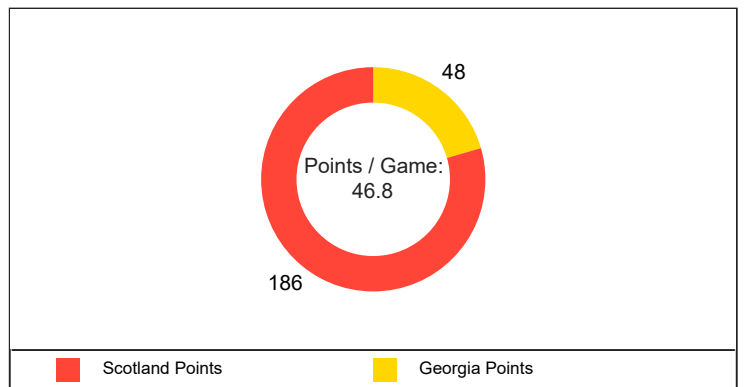
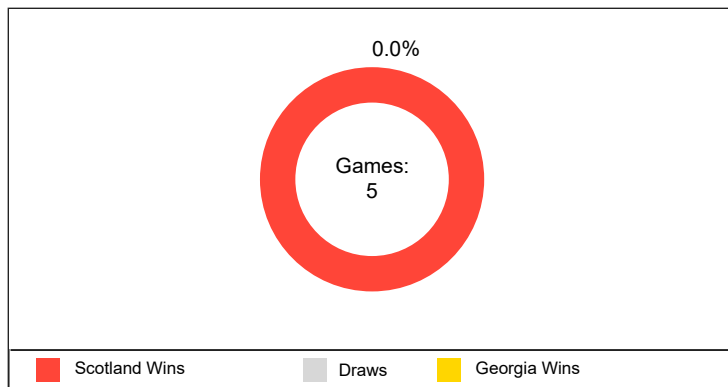
Summer Nations Series v USA (19/08/2023) 22-7 (W)

#	Player	Minutes	Points	Tries	Ball Carries	Kicks	Tackles	Cards
15	Davit Niniashvili	70	5	1	11	12	5	0
14	Aka Tabutsadze	80	5	1	3	2	4	0
13	Giorgi Kveseladze	80	0	0	5	0	12	0
12	Merab Sharikadze	80	0	0	4	0	16	0
11	Sandro Todua	55	0	0	2	1	3	1
10	Luka Matkava	80	7	0	7	3	14	0
9	Vasil Lobzhanidze	60	0	0	5	11	3	0
1	Nika Abuladze	51	0	0	3	0	8	0
2	Shalva Mamukashvili	55	5	1	4	0	16	0
3	Beka Gigashvili	55	0	0	4	0	4	0
4	Nodar Cheishvili	80	0	0	2	0	13	0
5	Konstantine Mikautadze	60	0	0	5	0	4	0
6	Luka Ivanishvili	67	0	0	2	0	11	0
7	Giorgi Tsutskiridze	69	0	0	3	0	17	0
8	Tornike Jalagonia	80	0	0	11	0	23	0
16	Tengiz Zamtaradze	25	0	0	0	0	5	0
17	Guram Gogichashvili	29	0	0	2	0	8	0
18	Guram Papidze	25	0	0	0	0	4	0
19	Lado Chachanidze	20	0	0	3	0	4	0
20	Otar Giorgadze	24	0	0	1	0	1	0
21	Gela Aprasidze	20	0	0	2	3	4	0
22	Demur Tapladze	17	0	0	2	1	1	0
23	Mirian Modebadze	10	0	0	1	0	1	0
Team Total		-	22	3	82	33	181	1

HEAD TO HEAD

All Time

	Games	Scotland Wins	Draws	Georgia Wins
Overall:	5	5	0	0
Scotland at Home:	3	3	0	0
Georgia at Home:	1	1	0	0
Neutral Venue:	1	1	0	0



LAST 10 MEETINGS

Year	Date	Team	Score	Opposition	Venue	Winner
2020	23/10/2020	Scotland	48-7	Georgia	Scottish Gas Murrayfield	Scotland
2019	06/09/2019	Scotland	36-9	Georgia	Scottish Gas Murrayfield	Scotland
2019	31/08/2019	Georgia	10-44	Scotland	Tbilisi	Scotland
2016	26/11/2016	Scotland	43-16	Georgia	Kilmarnock	Scotland
2011	14/09/2011	Georgia	6-15	Scotland	Invercargill	Scotland

RESULTS

Since 2022/23

SCOTLAND								
Date	Opponent	Comp	H/A	Result	F	A	TF	TA
29/10/2022	Australia	Autumn Nations Series	H	L	15	16	2	1
05/11/2022	Fiji	Autumn Nations Series	H	W	28	12	4	2
13/11/2022	New Zealand	Autumn Nations Series	H	L	23	31	2	4
19/11/2022	Argentina	Autumn Nations Series	H	W	52	29	8	4
04/02/2023	England	Six Nations	A	W	29	23	4	3
11/02/2023	Wales	Six Nations	H	W	35	7	5	1
26/02/2023	France	Six Nations	A	L	21	32	3	4
12/03/2023	Ireland	Six Nations	H	L	7	22	1	3
18/03/2023	Italy	Six Nations	H	W	26	14	4	1
29/07/2023	Italy	Summer Nations Series	H	W	25	13	3	1
05/08/2023	France	Summer Nations Series	H	W	25	21	3	3
12/08/2023	France	Summer Nations Series	A	L	27	30	4	3
Average					26.1	20.8	3.6	2.5

GEORGIA								
Date	Opponent	Comp	H/A	Result	F	A	TF	TA
19/11/2022	Wales	Autumn Nations Series	A	W	13	12	1	2
05/02/2023	Germany	Rugby Europe Championship	H	W	75	12	11	2
11/02/2023	Netherlands	Rugby Europe Championship	A	W	40	8	6	1
18/02/2023	Spain	Rugby Europe Championship	A	W	41	3	7	0
05/03/2023	Romania	Rugby Europe Championship	H	W	31	7	4	1
19/03/2023	Portugal	Rugby Europe Championship	H	W	38	11	6	1
12/08/2023	Romania	Summer Nations Series	H	W	56	6	8	0
19/08/2023	USA	Summer Nations Series	H	W	22	7	3	1
Average					39.5	8.3	5.8	1.0

FORM - SCOTLAND

All Competitions

SCOTLAND						
Record	Date	Opponent	Comp	Score	Days Since	Games Since
Last Win	05/08/2023	France	Summer Nations Series	25-21	19	1
Last Loss	12/08/2023	France	Summer Nations Series	27-30	12	0
Last Home Win	05/08/2023	France	Summer Nations Series	25-21	19	1
Last Home Loss	12/03/2023	Ireland	Six Nations	7-22	165	4
Last Away Win	04/02/2023	England	Six Nations	29-23	201	7
Last Away Loss	12/08/2023	France	Summer Nations Series	27-30	12	0

GEORGIA						
Record	Date	Opponent	Comp	Score	Days Since	Games Since
Last Win	19/08/2023	USA	Summer Nations Series	22-7	5	0
Last Loss	12/11/2022	Samoa	Autumn Nations Series	19-20	285	8
Last Home Win	19/08/2023	USA	Summer Nations Series	22-7	5	0
Last Home Loss	12/11/2022	Samoa	Autumn Nations Series	19-20	285	8
Last Away Win	18/02/2023	Spain	Rugby Europe Championship	41-3	187	4
Last Away Loss	14/11/2021	France	Autumn Nations Series	15-41	648	17

LAST MEETING - STATISTICS

Scotland 48-7 Georgia (2020-10-23 - International)

Scotland		Georgia
8	Tries	1
4	Conversions	1
0	Penalty Goals	0
152	Ball Carries	57
6	Offloads	3
9	Line Breaks	1
22	Defenders Beaten	4
939	Carry Metres	275
79	Total Tackles	192
4	Missed Tackle	22
5	Turnovers Won	5
11	Turnover Conceded	14
15	Lineouts Won	9
3	Lineouts Lost	1
5	Total Penalties Conceded	16
21	Kicks in Play	19

#	Player	Minutes Played	Tries	Points	Ball Carries	Defenders Beaten	Tackles	Tackles - Success	Turnovers Won	Pens Conceded
15	Blair Kinghorn	80	1	5	17	4	1	1	0	0
14	Darcy Graham	80	2	10	10	2	2	2	1	0
13	Chris Harris	80	0	0	4	0	3	3	0	0
12	James Lang	54	0	0	4	0	3	3	0	0
11	Duhan van der Merwe	80	1	5	11	3	2	1	0	0
10	Adam Hastings	80	0	8	10	2	5	4	1	0
9	Ali Price	65	0	0	2	0	3	2	1	0
1	Rory Sutherland	54	0	0	4	0	3	3	0	1
2	Fraser Brown	54	2	10	20	0	3	3	0	1
3	Zander Fagerson	54	0	0	10	0	3	3	0	0
4	Ben Toolis	80	0	0	9	2	5	5	2	1
5	Scott Cummings	71	0	0	3	0	6	6	0	0
6	Jamie Ritchie	80	0	0	12	0	3	3	0	0
7	Hamish Watson	65	1	5	10	4	13	13	0	1
8	Matt Fagerson	38	0	0	7	2	3	3	0	0
16	Stuart McInally	26	1	5	3	0	3	3	0	0
17	Oli Kebble	26	0	0	2	2	1	1	0	0
18	Simon Berghan	26	0	0	1	0	4	4	0	1
19	Rob Harley	9	0	0	1	0	1	1	0	0
20	Nick Haining	15	0	0	0	0	3	3	0	0
21	Cornell du Preez	42	0	0	10	0	6	6	0	0
22	George Horne	15	0	0	1	1	1	1	0	0
23	Finn Russell	26	0	0	1	0	2	1	0	0



#	Player	Minutes	Tries	Points	Ball Carries	Defenders Beaten	Tackles	Tackles - Success	Turnovers Won	Pens Conceded
15	Soso Matiashvili	80	0	0	7	0	10	7	0	1
14	Aka Tabutsadze	80	1	5	4	1	9	6	0	0
13	Demur Tapladze	80	0	0	0	0	7	6	0	0
12	Merab Sharikadze	58	0	0	3	0	11	10	1	1
11	Sandro Todua	76	0	0	2	0	8	7	0	0
10	Tedo Abzhandadze	80	0	2	2	0	10	9	0	1
9	Vasil Lobzhanidze	60	0	0	2	1	7	6	0	1
1	Mikheil Nariashvili	54	0	0	2	0	19	18	1	1
2	Jaba Bregvadze	50	0	0	1	0	14	12	0	0
3	Lekso Kaulashvili	40	0	0	1	0	3	3	1	2
4	Nodar Cheishvili	71	0	0	4	0	11	9	0	2
5	Grigor Kerdikoshvili	80	0	0	1	0	15	15	0	0
6	Otar Giorgadze	54	0	0	2	0	14	14	0	3
7	Beka Saghinadze	80	0	0	2	0	17	16	1	0
8	Beka Gorgadze	80	0	0	12	0	16	14	0	0
16	Shalva Mamukashvili	30	0	0	3	0	3	3	0	1
17	Guram Gogichashvili	26	0	0	1	0	3	3	1	0
18	Giorgi Melikidze	40	0	0	2	0	8	6	0	1
19	Giorgi Javakhia	9	0	0	1	0	0	0	0	1
20	Giorgi Tkhalishvili	26	0	0	3	1	3	3	0	0
21	Gela Aprasidze	12	0	0	0	0	1	0	0	1
22	Giorgi Kveseladze	22	0	0	2	1	3	3	0	0
23	Tamaz Mchedlidze	4	0	0	0	0	0	0	0	0

TEAM ANALYSIS

2023 INTERNATIONALS

TEAM ANALYSIS - MATCH AVERAGES

2023 INTERNATIONALS

		
24.4	Points	43.3
3.4	Tries	6.4
74.3%	Goal Kicking %	75.0%
124.1	Carries	106.4
794.6	Carry Metres	738.7
8.4	Opposition 22 Entries	12.6
2.7	Points / Opp 22 Entry	3.3
4.9	Line Breaks	6.7
27.0	Defenders Beaten	29.4
8.8	Offloads	8.3
173.3	Passes	134.7
24.5	Kicks From Hand	26.1
162.5	Tackles	124.6
15.8	Missed Tackles	9.9
90.3%	Tackle %	92.1%
8.3	Dominant Tackles	11.6
11.1	Pens Conceded	11.3
0.3	Yellow Cards	1.6
2	Red Cards (Total)	0
4.9	Turnovers Won	5.4
12.1	Turnovers Conceded	11.1
87.3%	Lineout Success %	90.4%
87.5%	Scrum Success %	97.8%
95.5%	Ruck Success %	96.5%
48.9%	Gainline Forward %	50.1%

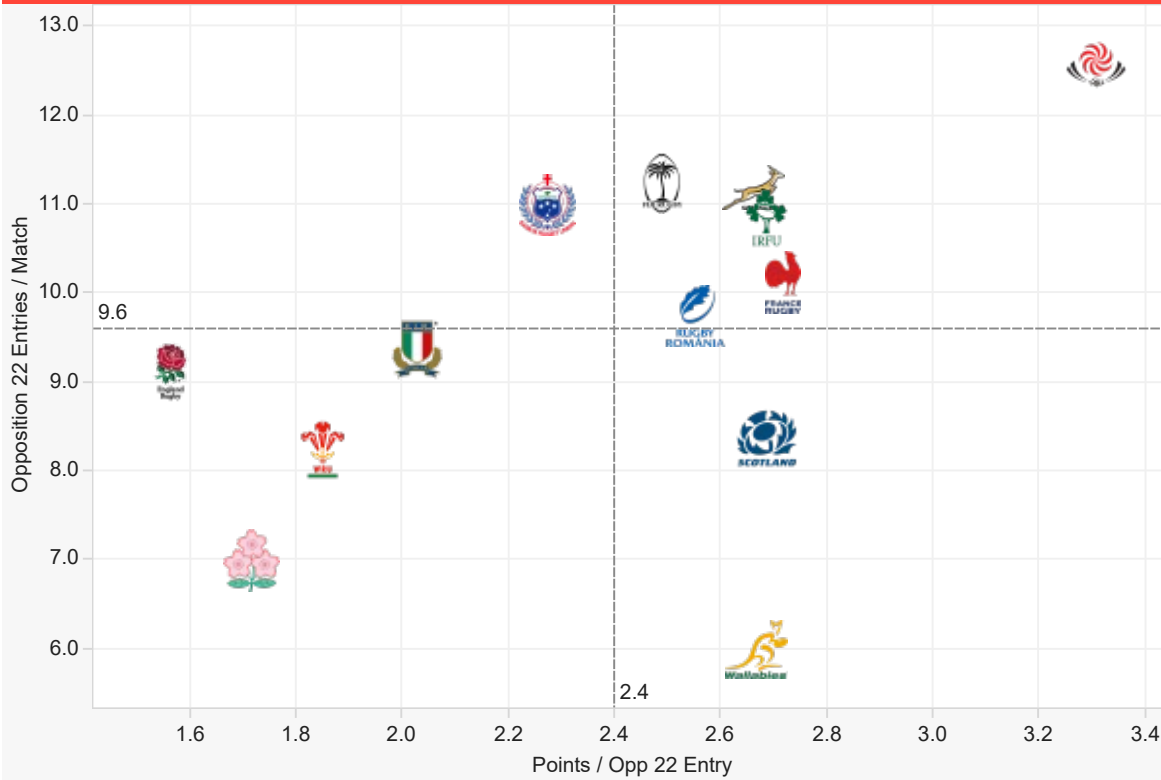
Ranking - Best to Worst

All stats are on a per match basis (unless stated otherwise)

TEAM ANALYSIS - 22 ENTRIES

2023 INTERNATIONALS

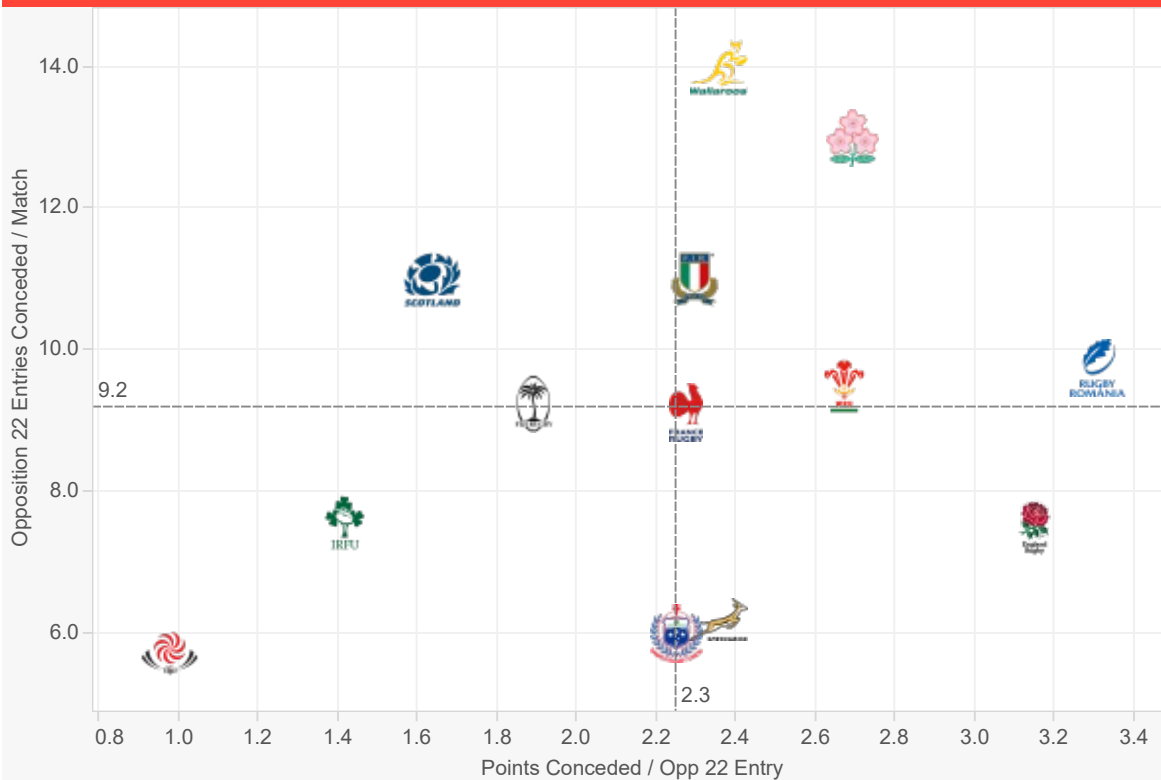
22 ENTRIES FOR



22 Entries / Match	
Georgia	12.6
Fiji	11.3
South Africa	11.2
Samoa	11.0
Ireland	10.9
France	10.1
Romania	9.8
Italy	9.4
England	9.1
Scotland	8.4
Wales	8.3
Japan	7.0
Australia	6.0

Points / Entry	
Georgia	3.3
France	2.7
Scotland	2.7
Ireland	2.7
Australia	2.7
South Africa	2.7
Romania	2.6
Fiji	2.5
Samoa	2.3
Italy	2.0
Wales	1.8
Japan	1.7
England	1.6

22 ENTRIES AGAINST



22 Entries Con. / Match	
Australia	14.0
Japan	13.0
Scotland	11.0
Italy	11.0
Romania	9.8
Wales	9.5
Fiji	9.3
France	9.1
Ireland	7.6
England	7.5
South Africa	6.2
Samoa	6.0
Georgia	5.7

Points Con / Entry	
Romania	3.3
England	3.2
Japan	2.7
Wales	2.7
Australia	2.4
South Africa	2.4
Italy	2.3
France	2.3
Samoa	2.3
Fiji	1.9
Scotland	1.6
Ireland	1.4
Georgia	1.0

TEAM ANALYSIS - POINTS & TRIES

2023 INTERNATIONALS

	SCORED					CONCEDED				
	Total	1'-20'	21'-HT	HT-60'	61'-80'	Total	1'-20'	21'-HT	HT-60'	61'-80'
Argentina	80	6	23	18	33	118	38	21	27	32
Australia	70	36	3	7	24	124	18	31	30	45
England	131	33	34	27	37	194	30	40	55	69
Fiji	114	46	34	17	17	85	19	22	22	22
France	259	78	81	56	44	177	33	43	45	56
Georgia	296	71	71	66	88	54	14	16	10	14
Ireland	213	61	63	15	74	99	45	10	20	24
Italy	169	49	31	36	53	193	68	47	27	51
Japan	12	0	0	0	12	35	14	7	7	7
New Zealand	137	42	31	23	41	59	21	6	12	20
Samoa	53	3	15	21	14	42	20	19	3	0
Scotland	195	43	26	57	69	162	36	60	31	35
South Africa	140	26	29	41	44	97	31	22	6	38
Wales	123	31	19	45	28	220	55	48	57	60
Total	1,992	525	460	429	578	1,659	442	392	352	473

TRIES PER PERIOD

	SCORED					CONCEDED				
	Total	1'-20'	21'-HT	HT-60'	61'-80'	Total	1'-20'	21'-HT	HT-60'	61'-80'
Argentina	9	0	2	2	5	16	5	3	4	4
Australia	9	5	0	1	3	16	2	4	4	6
England	14	2	4	3	5	26	3	5	8	10
Fiji	15	7	4	2	2	11	2	3	3	3
France	30	9	9	7	5	22	3	5	6	8
Georgia	44	10	11	10	13	6	1	1	2	2
Ireland	30	8	9	2	11	9	3	1	2	3
Italy	20	5	3	5	7	28	11	7	3	7
Japan	2	0	0	0	2	5	2	1	1	1
New Zealand	19	6	4	3	6	8	3	0	2	3
Samoa	7	0	2	3	2	4	3	1	0	0
Scotland	27	5	4	8	10	19	4	7	4	4
South Africa	19	3	4	6	6	10	3	1	0	6
Wales	14	3	1	6	4	27	5	5	8	9
Total	259	63	57	58	81	207	50	44	47	66

	SCORED								CONCEDED							
	Total	Counter Attack	Free Kick	Lineout	Scrum	Start Half	Tap Penalty	Turnover	Total	Counter Attack	Free Kick	Lineout	Scrum	Start Half	Tap Penalty	Turnover
Argentina	9	0	0	5	1	0	3	0	16	3	1	5	3	0	1	3
Australia	9	3	0	1	1	0	1	3	18	3	0	12	2	0	0	1
England	15	2	0	8	1	0	3	1	27	5	0	14	4	0	0	4
Fiji	16	3	0	7	4	0	1	1	11	0	0	5	2	0	2	2
France	30	6	0	11	3	0	2	8	23	6	0	11	2	1	1	2
Georgia	45	2	0	24	4	2	3	10	6	0	0	4	0	0	1	1
Ireland	30	6	0	12	4	0	3	5	9	3	0	4	0	0	1	1
Italy	21	5	0	11	3	0	1	1	31	2	0	15	5	0	4	5
Japan	2	0	0	0	1	0	1	0	5	1	0	1	2	0	0	1
New Zealand	19	4	1	9	3	0	0	2	8	2	0	4	0	0	1	1
Samoa	7	0	0	2	2	0	2	1	4	1	0	2	0	0	1	0
Scotland	27	5	0	14	5	0	2	1	19	2	0	9	2	0	2	4
South Africa	22	3	0	12	1	0	1	5	10	1	0	3	1	0	3	2
Wales	16	1	0	9	1	1	1	3	28	5	0	13	3	0	3	4
Total	268	40	1	125	34	3	24	41	215	34	1	102	26	1	20	31

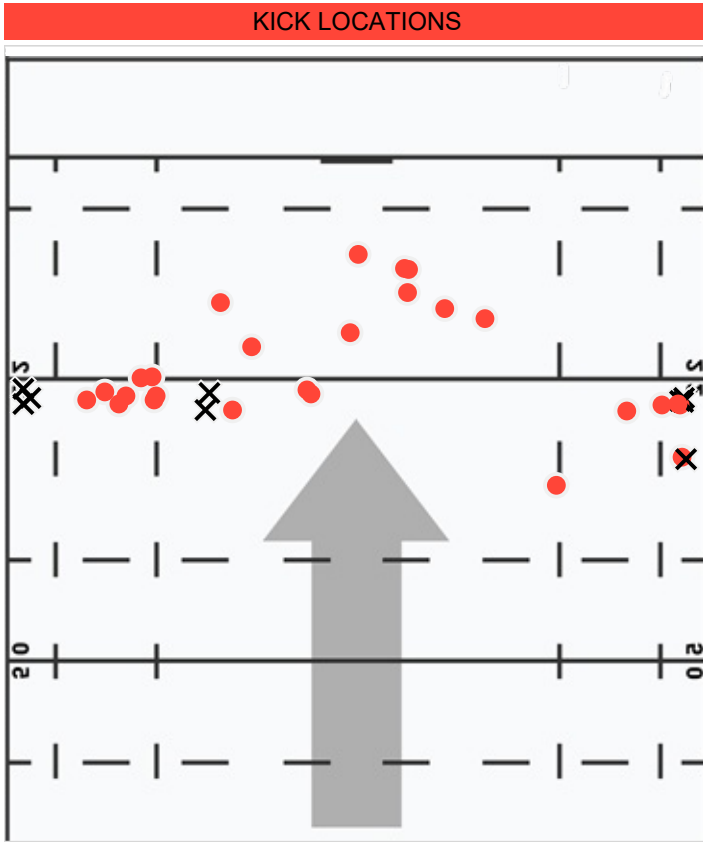
Max & Min values are highlighted per time-frame/phase/section



TEAM ANALYSIS
SCOTLAND - 2023 INTERNATIONALS

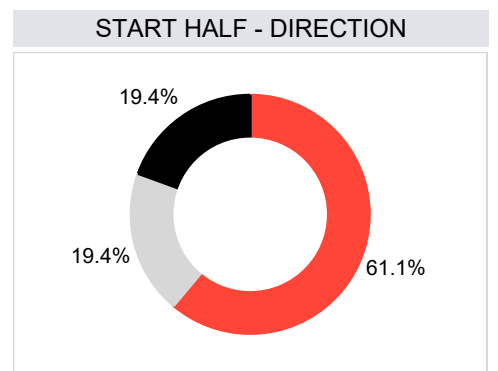
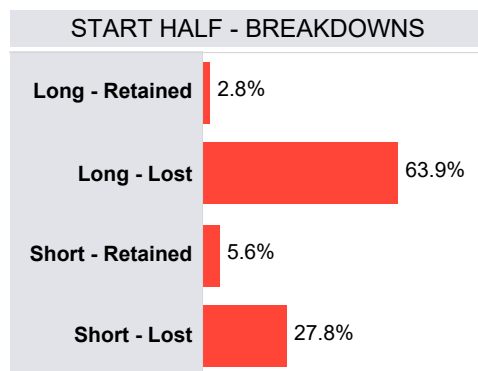
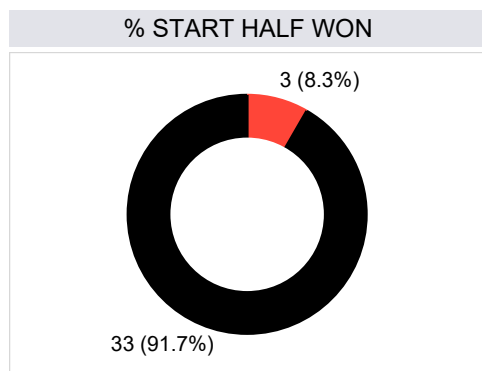
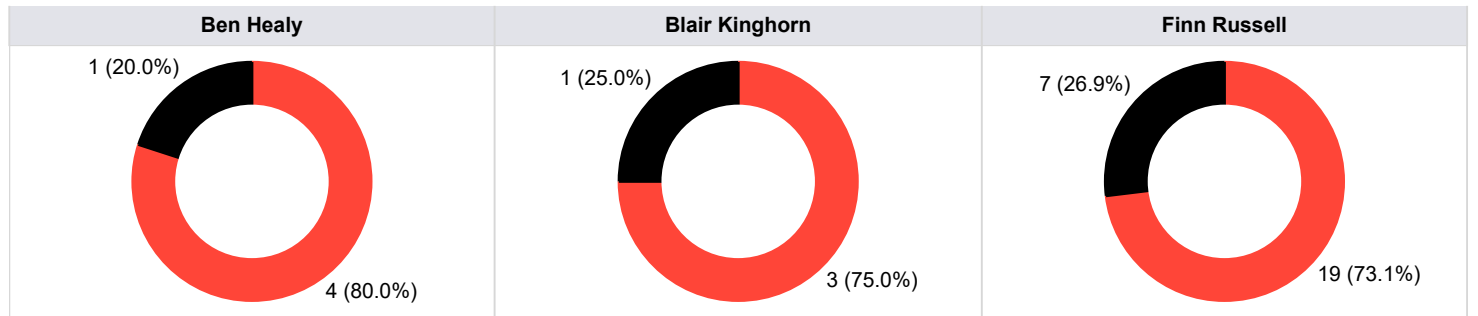
KICKING

SCOTLAND - 2023 INTERNATIONALS



LAST 20 KICKS AT GOAL					
Opponent	Minute	Player	Pts Gained		
France	6	Finn Russell	0.92	Conv Made	
	11	Finn Russell	0.96	Pen Made	
	63	Finn Russell	-1.06	Conv Missed	
	69	Finn Russell	0.12	Conv Made	
France	74	Finn Russell	-1.06	Conv Missed	
	4	Finn Russell	0.60	Pen Made	
	43	Finn Russell	0.82	Conv Made	
	55	Finn Russell	0.42	Conv Made	
France	65	Finn Russell	-1.10	Conv Missed	
	73	Finn Russell	0.21	Pen Made	
	Italy	14	Ben Healy	-1.08	Conv Missed
		48	Ben Healy	0.21	Pen Made
57		Ben Healy	0.14	Conv Made	
74		Ben Healy	0.48	Pen Made	
Italy	81	Ben Healy	0.90	Conv Made	
	14	Blair Kinghorn	-0.50	Conv Missed	
	31	Blair Kinghorn	0.16	Conv Made	
	46	Blair Kinghorn	1.22	Conv Made	
Italy	82	Blair Kinghorn	0.04	Conv Made	
	Ireland	18	Finn Russell	0.06	Conv Made
		France	26	Finn Russell	0.08
49			Finn Russell	0.66	Conv Made
France	69		Finn Russell	0.54	Conv Made
	Wales	9	Finn Russell	0.09	Pen Made
		15	Finn Russell	0.42	Pen Made
59		Finn Russell	-1.06	Conv Missed	
72		Finn Russell	-1.66	Conv Missed	
Wales	72	Finn Russell	-1.66	Conv Missed	
	80	Finn Russell	-1.04	Conv Missed	
	England	30	Finn Russell	-1.70	Conv Missed
69		Finn Russell	0.21	Pen Made	
Overall Points Gained			1.54		

KICKS AT GOAL



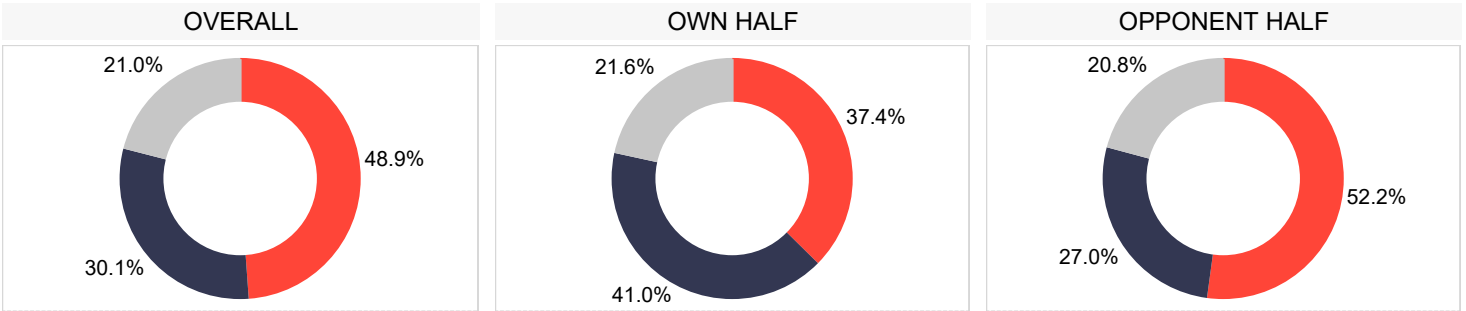
Won Lost

Right Split Left

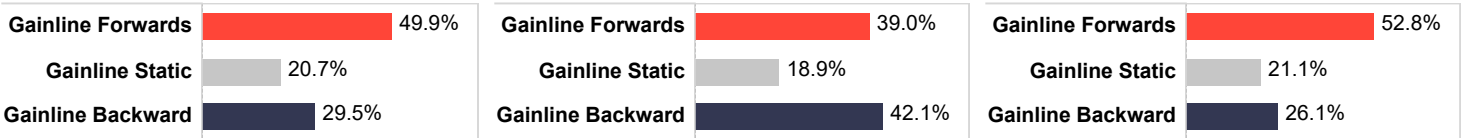
COLLISIONS

SCOTLAND - 2023 INTERNATIONALS

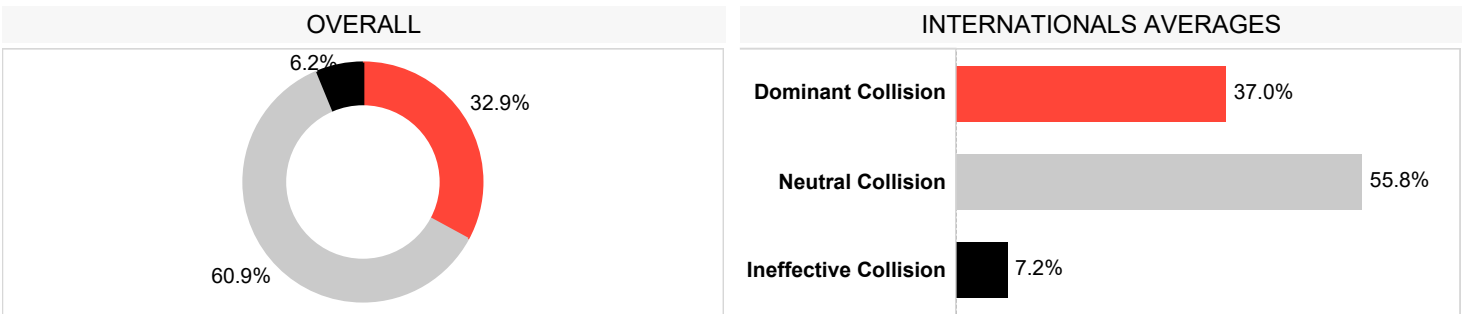
GAINLINE SUCCESS



INTERNATIONALS AVERAGES

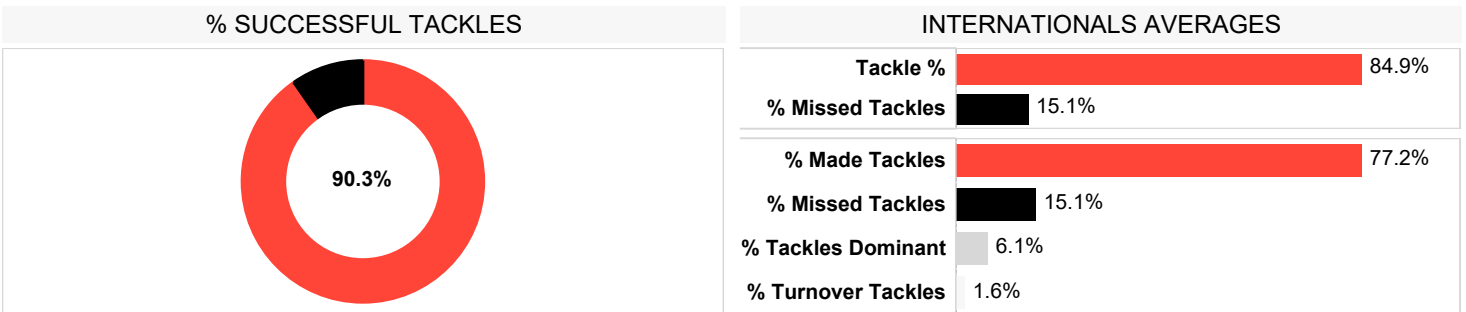


CARRIES INTO CONTACT*

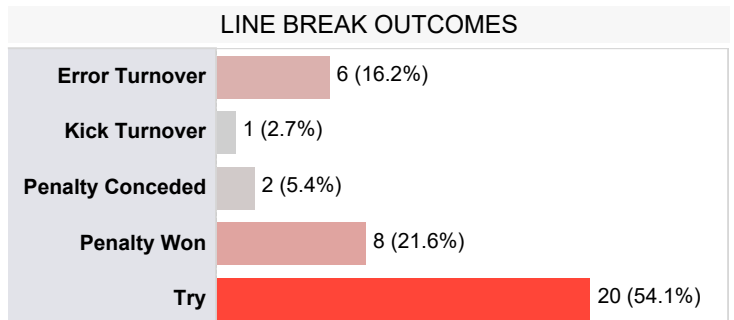


*dominance based on tackle outcome

TACKLES

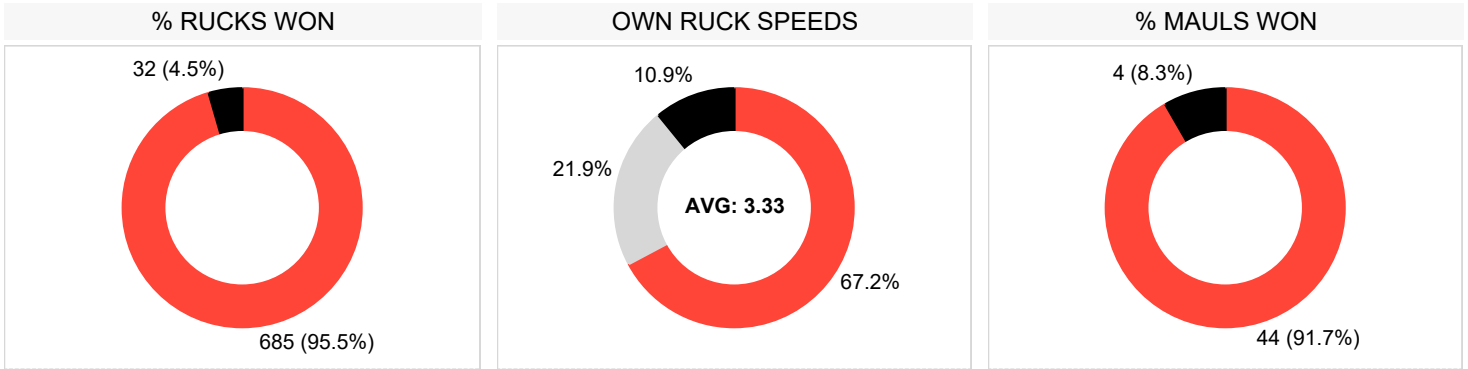


CARRIES & BREAKS	
Line Breaks	39
Line breaks / match	4.9
Defenders Beaten	216
Defenders Beaten / match	27.0
Ball Carries	993.0
Carries / Match	124.1

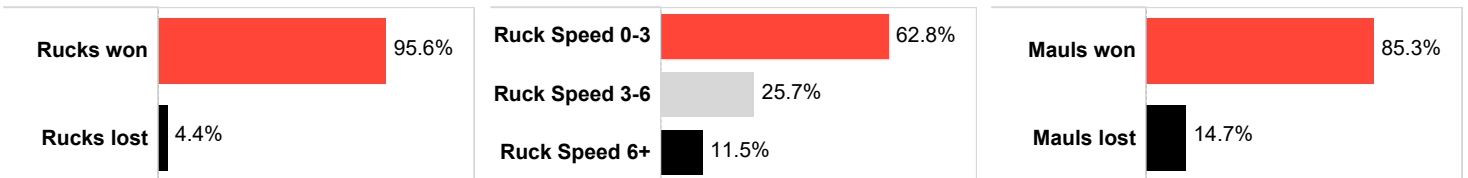


BREAKDOWN

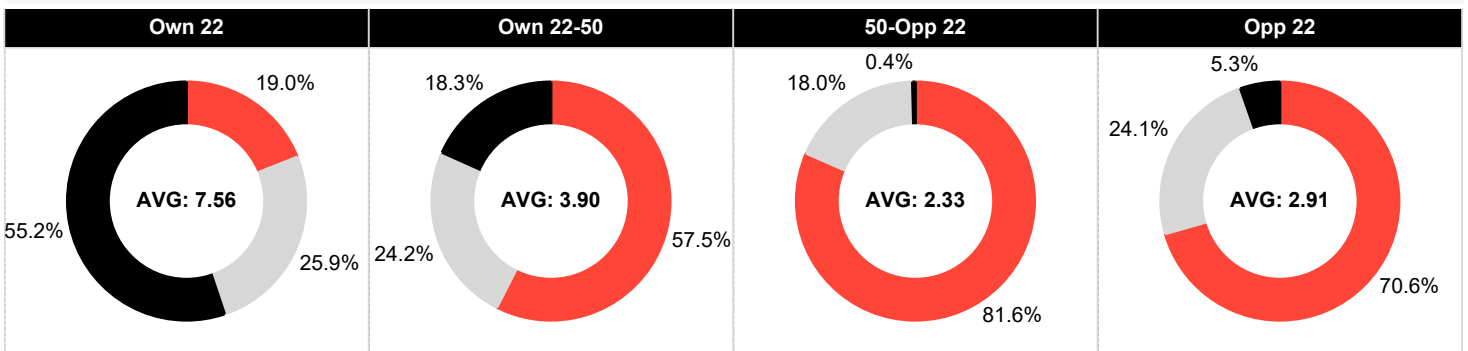
SCOTLAND - 2023 INTERNATIONALS



INTERNATIONALS AVERAGES



RUCK SPEEDS - LOCATIONS



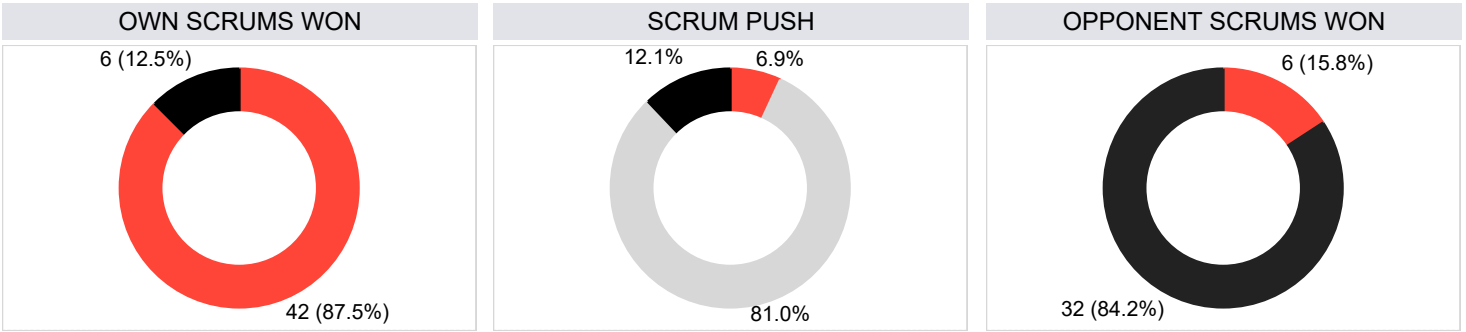
■ Ruck Speed 0-3
 ■ Ruck Speed 3-6
 ■ Ruck Speed 6+

Attacking Breakdown Arrivals		Defensive Breakdown Arrivals		Breakdown Steals	
1	Zander Fagerson 117	1	Jamie Ritchie 59	1	Jamie Ritchie 6
2	Richie Gray 113	2	Pierre Schoeman 46	2	Matt Fagerson 3
3	Matt Fagerson 101	3	Matt Fagerson 41	3	Zander Fagerson 3
4	George Turner 97	4	Zander Fagerson 35	4	Rory Darge 2
5	Jamie Ritchie 91	5	George Turner 25	Team Total	25

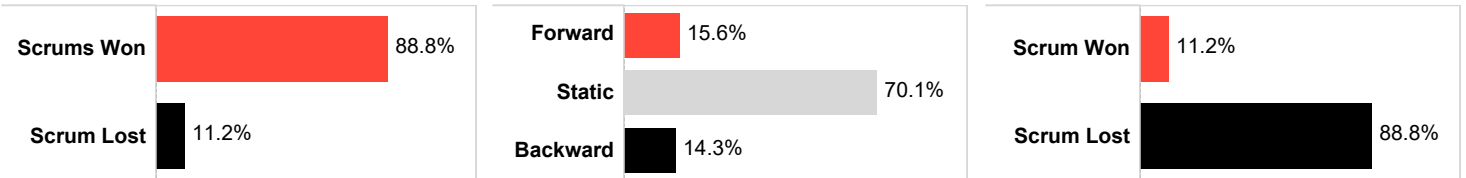
SET PIECE

SCOTLAND - 2023 INTERNATIONALS

SCRUMS



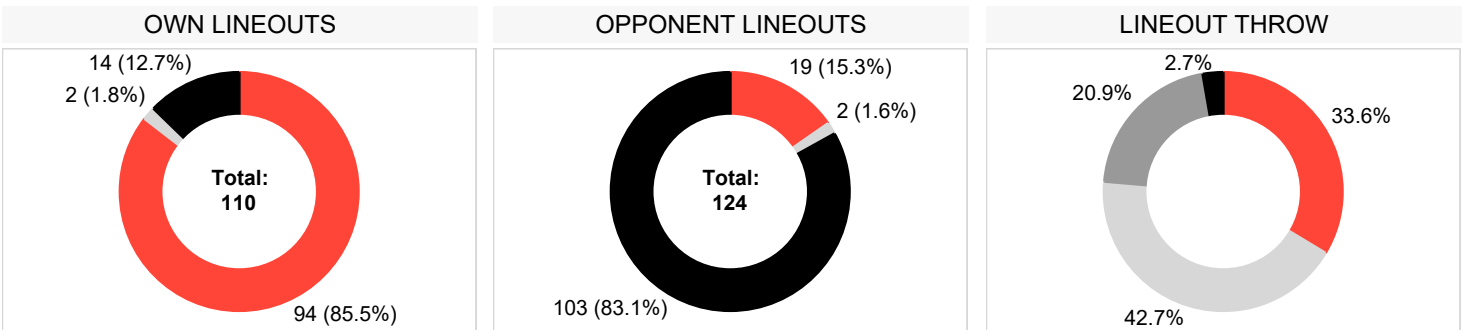
INTERNATIONALS AVERAGES



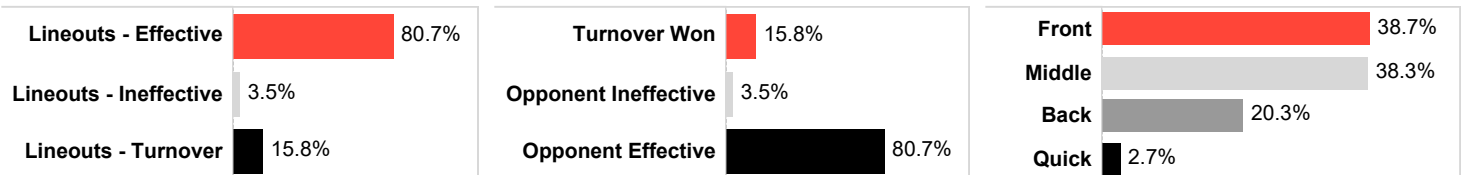
OWN SCRUMS			OPPONENT SCRUMS		
Scrum Won	Scrum Reset Retained	Scrum Lost	Scrum Won	Scrum Reset Retained	Scrum Lost
42	10	6	6	7	32

OWN SCRUMS WON			OPPONENT SCRUMS WON				
Used	Penalty	Free Kick	Used	Penalty	Free Kick		
20	14	8	1	2	3		
% of Total	47.6%	33.3%	19.0%	% of Total	16.7%	33.3%	50.0%

LINEOUTS



INTERNATIONALS AVERAGES

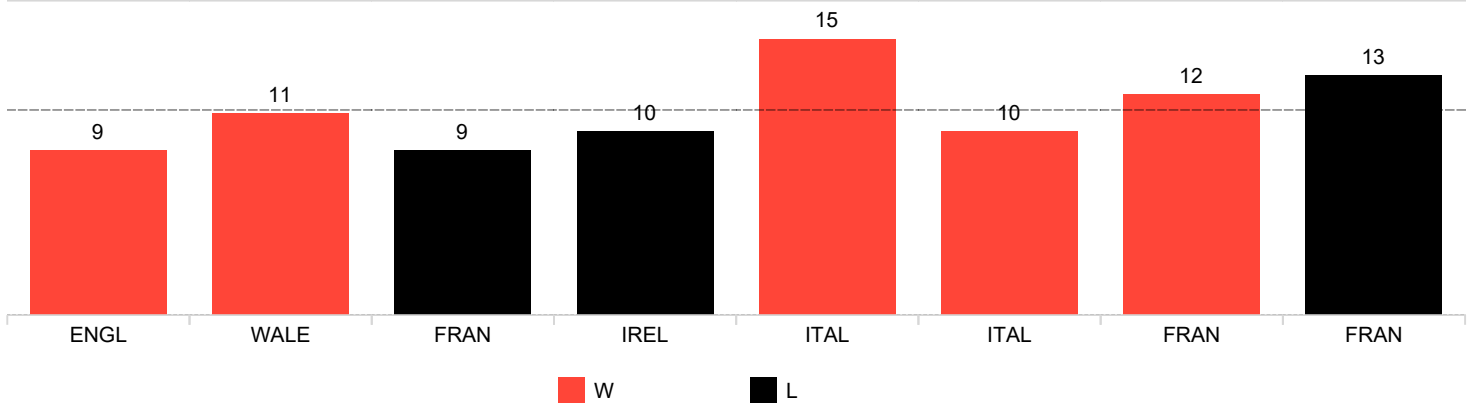


DISCIPLINE

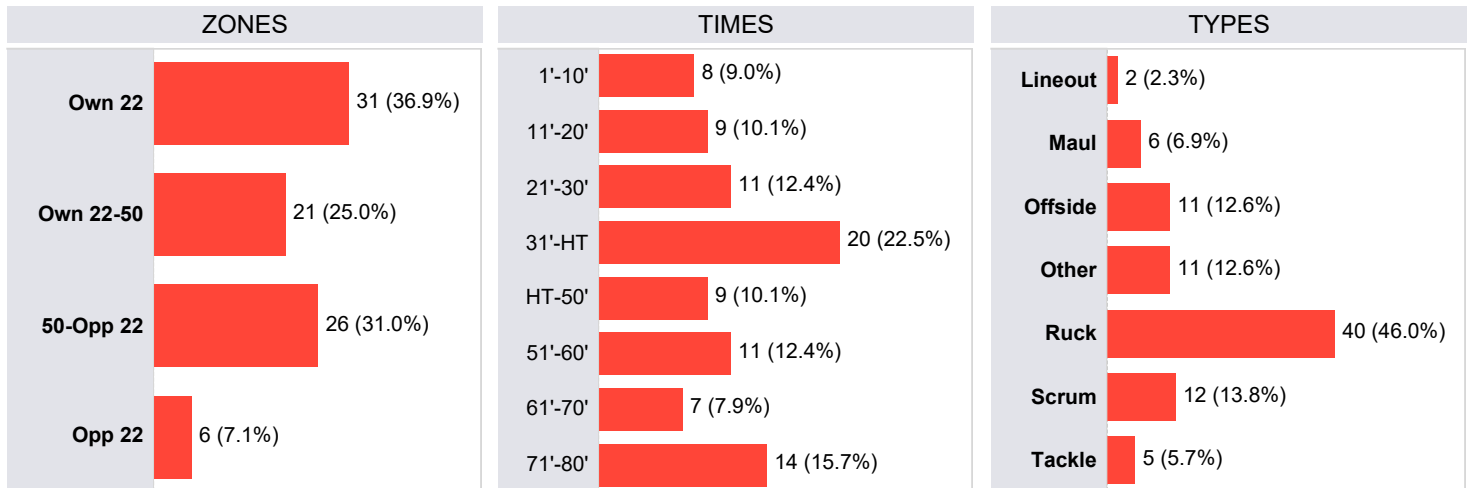
SCOTLAND - 2023 INTERNATIONALS

Statistic	Team	Year Average
Total penalties conceded / match	11.1	10.9
Yellow cards / match	0.3	0.7
Red cards / match	0.3	0.1

PENALTIES CONCEDED PER MATCH



PENALTIES & INFRINGEMENTS



PLAYER STATISTICS - PER 80 AVERAGES WITH A MINIMUM 240 MINUTES PLAYED

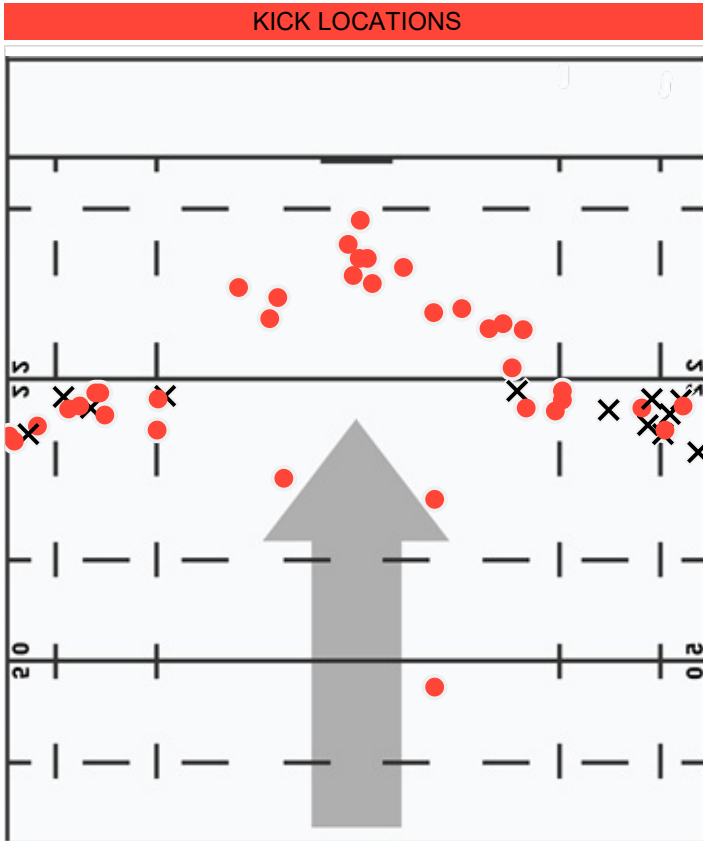
Total penalties conceded		Penalties conceded / 80 minutes		Yellow / Red cards		
1	Zander Fagerson	9	2.4	1	Ali Price	1 / 0
2	Jamie Ritchie	8	1.5	2	George Turner	1 / 0
3	Pierre Schoeman	8	1.5	3	Grant Gilchrist	0 / 1
4	Jack Dempsey	7	1.5	4	Zander Fagerson	0 / 1
5	Matt Fagerson	7	1.3			



TEAM ANALYSIS
GEORGIA - 2023 INTERNATIONALS

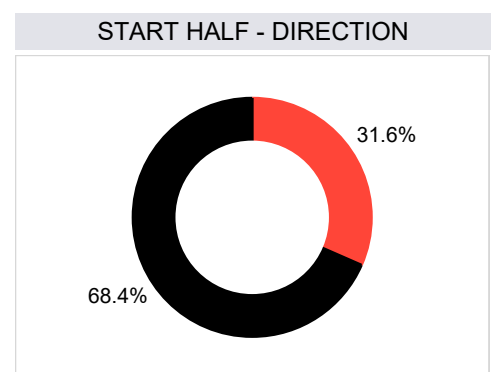
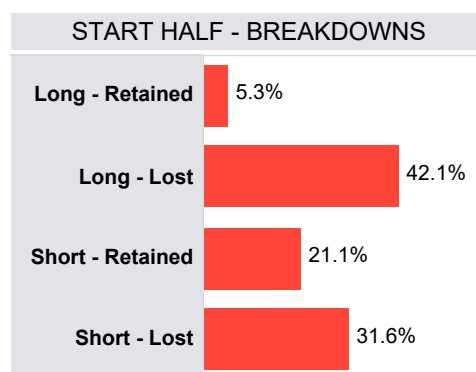
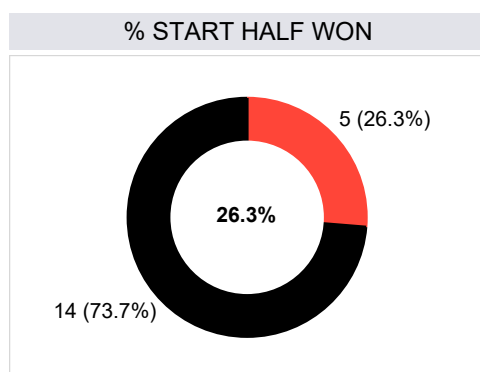
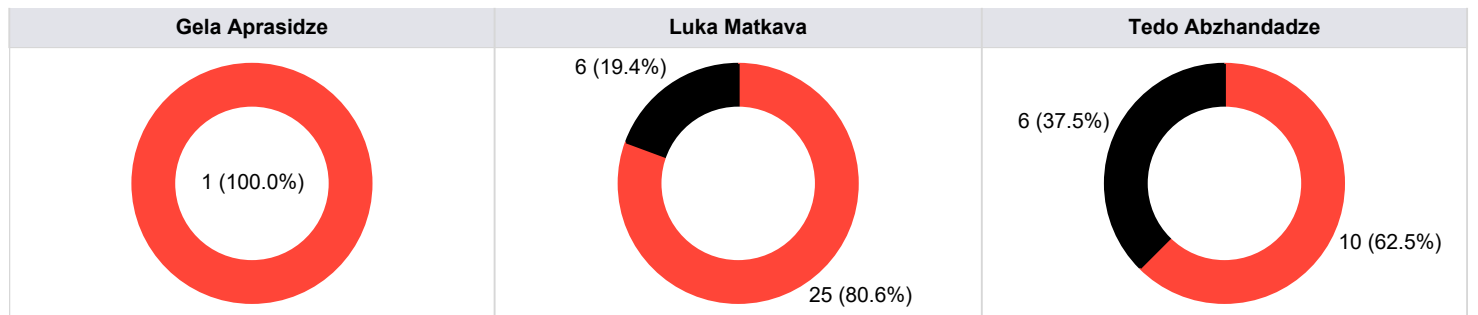
KICKING

GEORGIA - 2023 INTERNATIONALS



LAST 20 KICKS AT GOAL				
Opponent	Minute	Player	Pts Gained	
USA	12	Luka Matkava	-1.24	Conv Missed
	29	Luka Matkava	0.24	Conv Made
	47	Luka Matkava	0.10	Conv Made
	61	Luka Matkava	0.45	Pen Made
Romania	5	Luka Matkava	0.64	Conv Made
	13	Luka Matkava	0.39	Pen Made
	20	Gela Aprasidze	1.59	Pen Made
	40	Luka Matkava	0.42	Conv Made
	42	Luka Matkava	0.04	Conv Made
	45	Luka Matkava	-1.54	Conv Missed
	47	Luka Matkava	0.10	Conv Made
	50	Luka Matkava	-1.46	Conv Missed
Portugal	68	Luka Matkava	-1.70	Conv Missed
	80	Luka Matkava	0.02	Conv Made
	15	Tedo Abzhanda..	0.94	Conv Made
	26	Tedo Abzhanda..	-1.64	Conv Missed
	44	Tedo Abzhanda..	-1.00	Conv Missed
	65	Tedo Abzhanda..	0.54	Conv Made
	71	Luka Matkava	0.04	Conv Made
	79	Luka Matkava	0.30	Conv Made
Overall Points Gained			-6.91	

KICKS AT GOAL



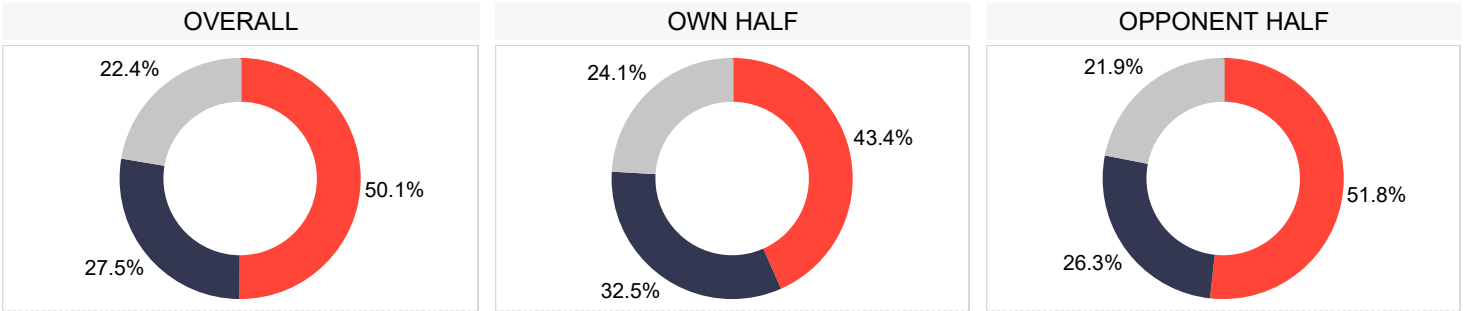
Won Lost

Right Left

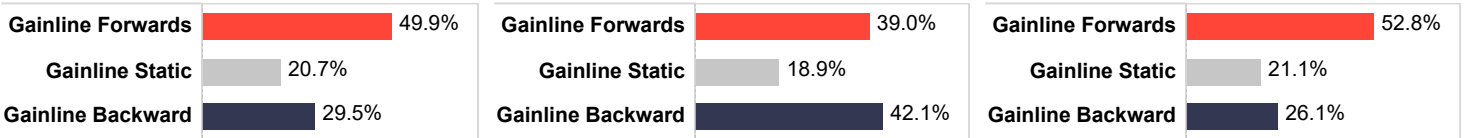
COLLISIONS

GEORGIA - 2023 INTERNATIONALS

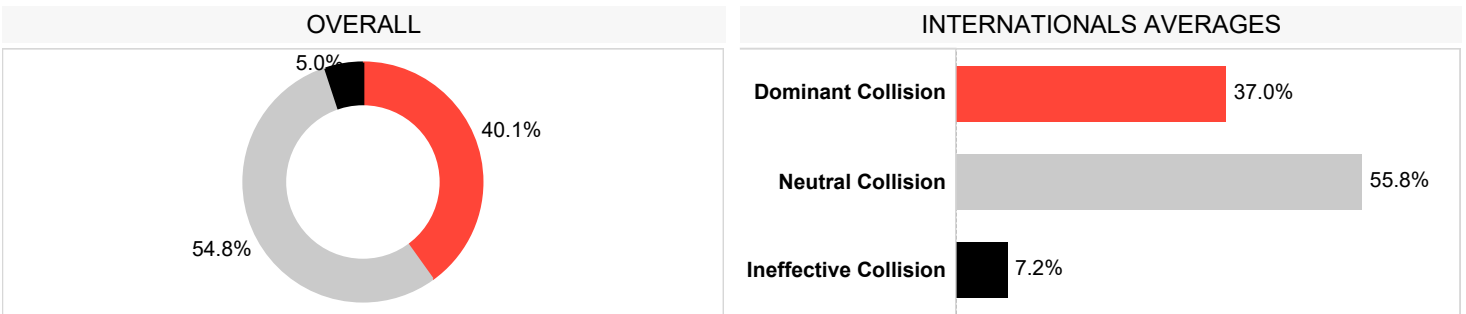
GAINLINE SUCCESS



CHAMPIONSHIP AVERAGES

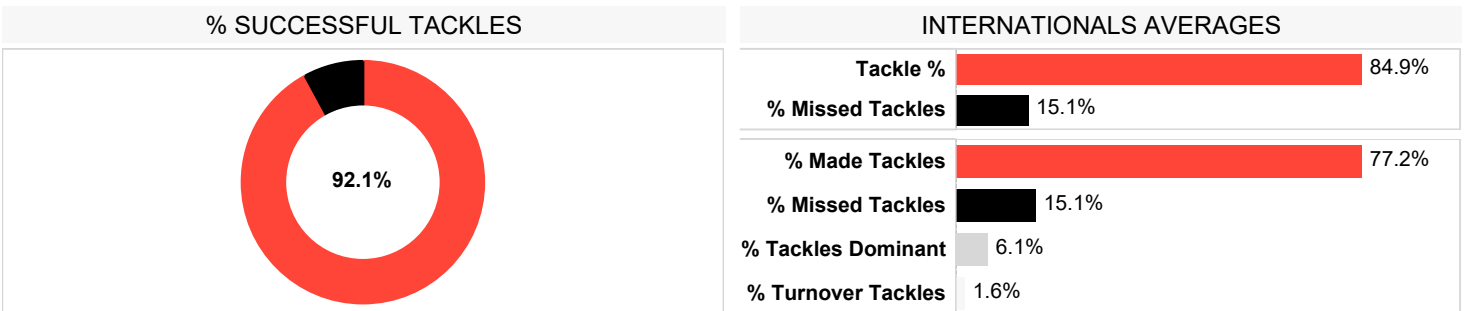


CARRIES INTO CONTACT*

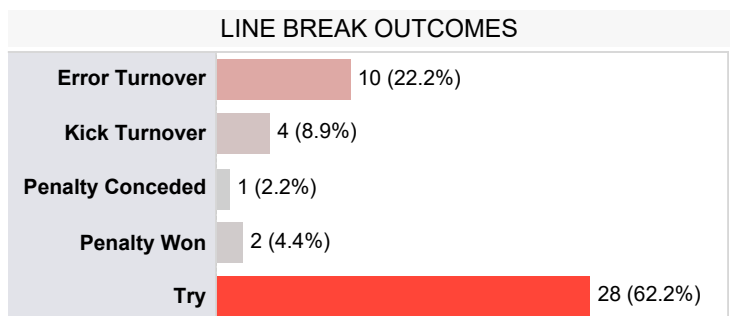


*dominance based on tackle outcome

TACKLES

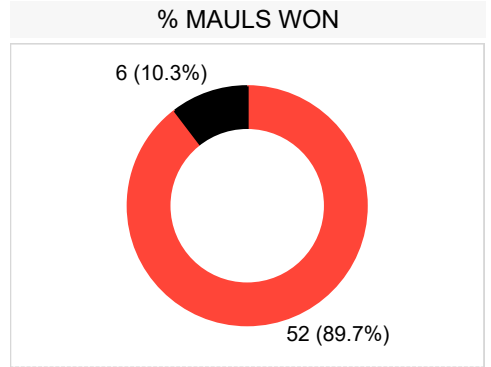
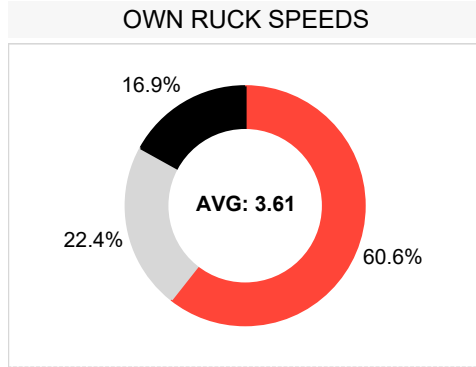
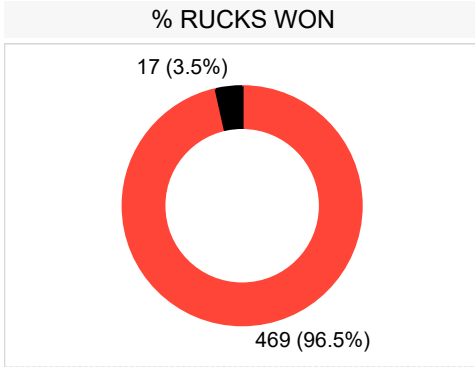


CARRIES & BREAKS	
Line Breaks	47
Line breaks / match	6.7
Defenders Beaten	206
Defenders Beaten / match	29.4
Ball Carries	745.0
Carries / Match	106.4

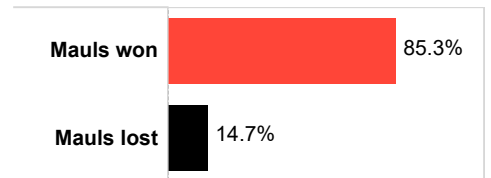
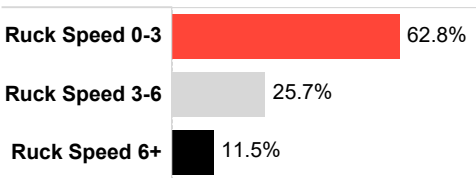
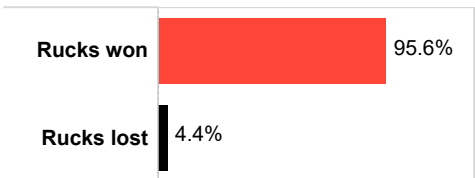


BREAKDOWN

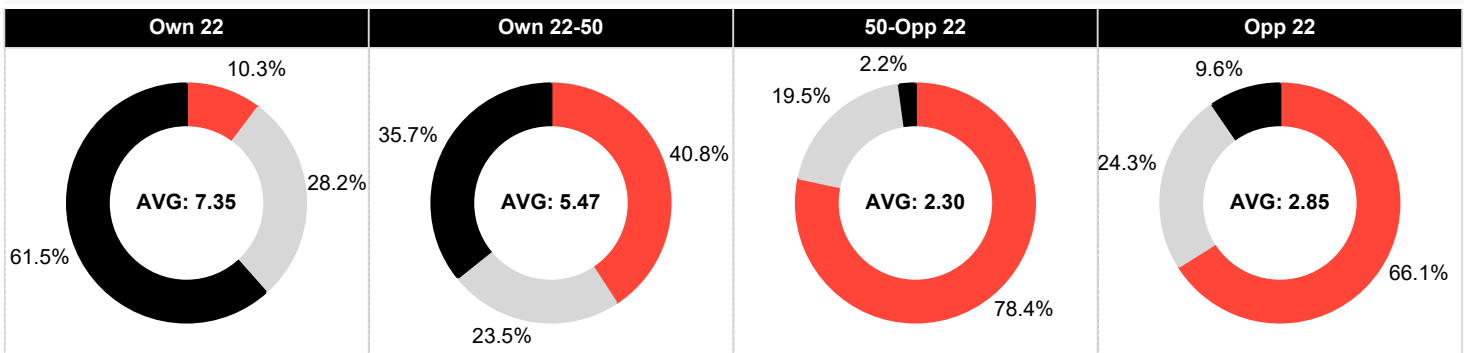
GEORGIA - 2023 INTERNATIONALS



INTERNATIONALS AVERAGES



RUCK SPEEDS - LOCATIONS



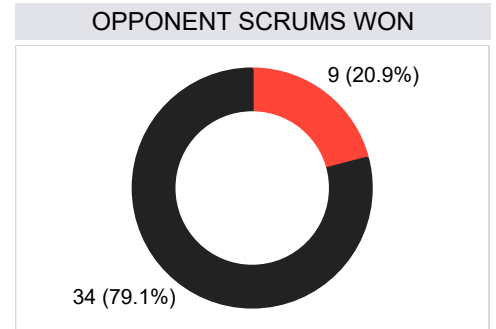
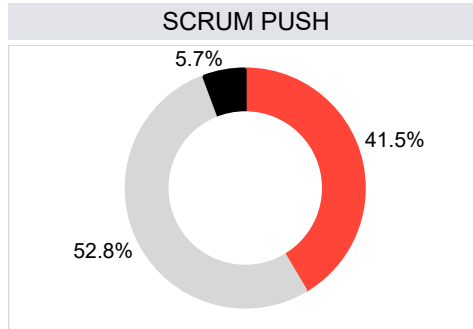
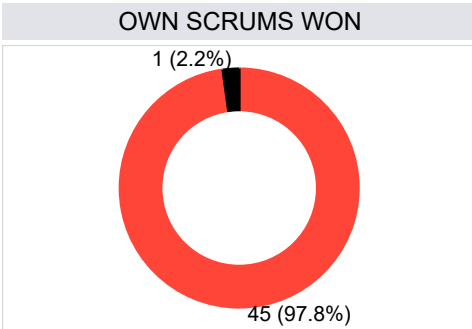
■ Ruck Speed 0-3
 ■ Ruck Speed 3-6
 ■ Ruck Speed 6+

Attacking Breakdown Arrivals		Defensive Breakdown Arrivals		Breakdown Steals				
1	Nodar Cheishvili	27	1	Luka Ivanishvili	11	1	Shalva Mamukashvili	4
2	Nika Abuladze	26	2	Giorgi Chkoidze	8	2	Beka Gigashvili	3
3	Mikheil Nariashvili	18	3	Shalva Mamukashvili	7	3	Giorgi Chkoidze	3
4	Mikheil Gachechiladze	17	4	Giorgi Tsutskiridze	6	4	Luka Ivanishvili	3
5	Lado Chachanidze	16	5	Guram Papidze	5	Team Total		22

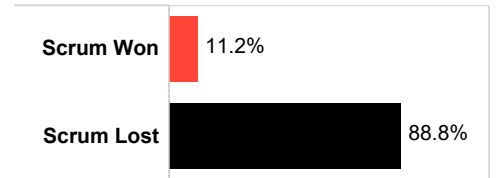
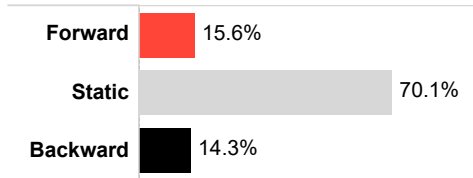
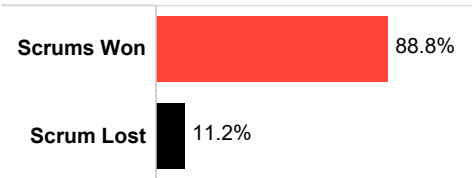
SET PIECE

GEORGIA - 2023 INTERNATIONALS

SCRUMS



INTERNATIONALS AVERAGES



OWN SCRUMS

Scrum Won	Scrum Reset Retained	Scrum Lost
45	7	1

OPPONENT SCRUMS

Scrum Won	Scrum Reset Retain..	Scrum Lost
9	3	34

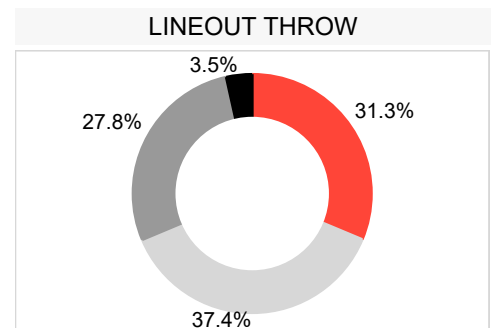
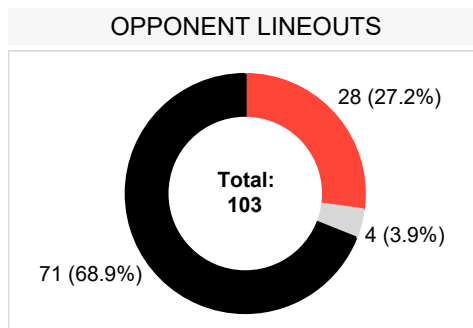
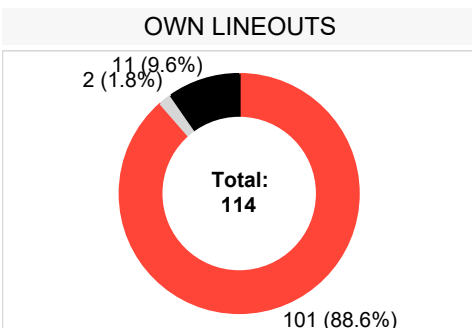
OWN SCRUMS WON

	Used	Penalty	Free Kick
Total	25	18	2
% of Total	55.6%	40.0%	4.4%

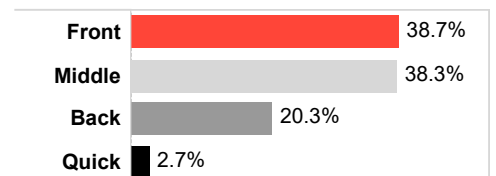
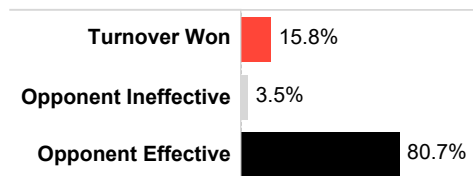
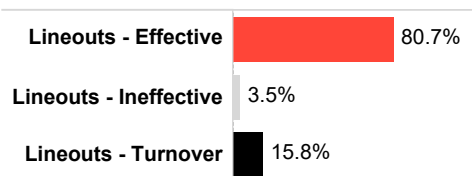
OPPONENT SCRUMS WON

	Used	Penalty	Free Kick
Total	4	3	1
% of Total	50.0%	37.5%	12.5%

LINEOUTS



INTERNATIONALS AVERAGES

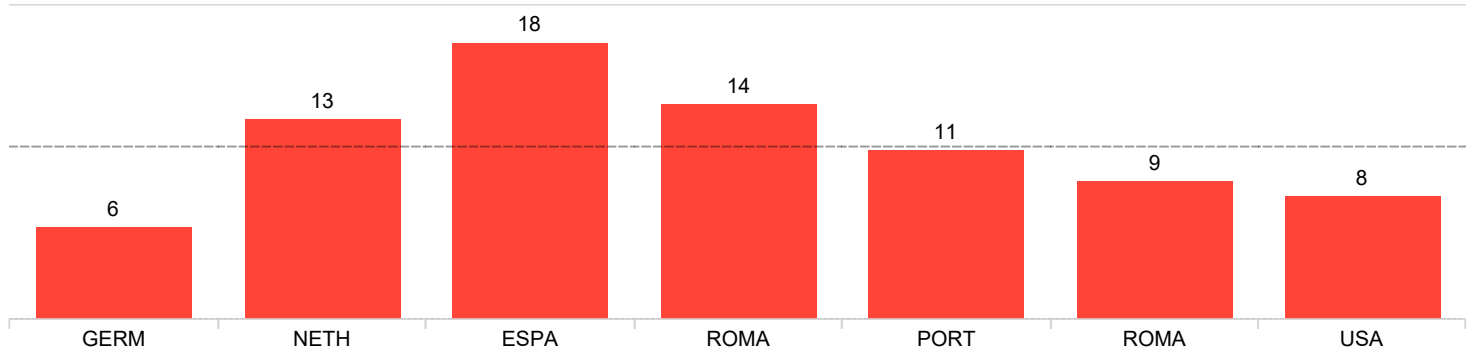


DISCIPLINE

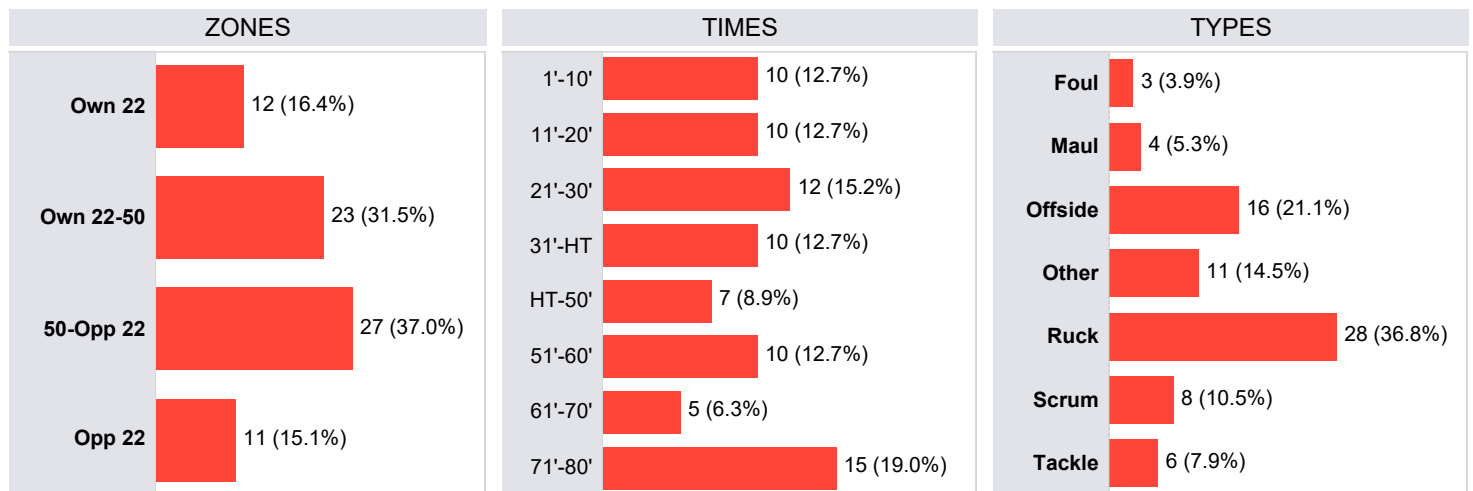
GEORGIA - 2023 INTERNATIONALS

Statistic	Team	Year Average
Total penalties conceded / match	11.3	10.9
Yellow cards / match	1.6	0.7
Red cards / match	0.0	0.1

PENALTIES CONCEDED PER MATCH



PENALTIES & INFRINGEMENTS



PLAYER STATISTICS - PER 80 AVERAGES WITH A MINIMUM 240 MINUTES PLAYED

Total penalties conceded		Penalties conceded / 80 minutes		Yellow / Red cards	
1	Davit Niniashvili 7	1	Davit Niniashvili 1.5	1	Sergo Abramishvili 2 / 0
2	Konstantine Mikautadze 6	2	Konstantine Mikautadze 1.3	2	Beka Saghinadze 1 / 0
3	Aka Tabutsadze 5	3	Beka Saghinadze 1.0	3	Davit Niniashvili 1 / 0
4	Beka Saghinadze 5	4	Nika Abuladze 1.0	4	Gela Aprasidze 1 / 0
5	Giorgi Chkoidze 4	5	Aka Tabutsadze 0.8	5	Merab Sharikadze 1 / 0

PLAYER STATS
2023 INTERNATIONALS

APPEARANCE CHART - SCOTLAND

2023 INTERNATIONALS

	04/02/23	11/02/23	26/02/23	12/03/23	18/03/23	29/07/23	05/08/23	12/08/23
	England	Wales	France	Ireland	Italy	Italy	France	France
E. Ashman					s16		2	
J. Bayliss						s20*		s21
S. Berghan	s18			s18				
J. Bhatti	s17	s17	s17	s17		s17	s17	
F. Brown	s16	s16	s16	s16				
D. Cherry							s16*	
L. Crosbie	7	7				6		
S. Cummings				s19	s19	5	s19	s19
R. Darge						7	s20	7*
J. Dempsey	s20	s20	s21	8	8		8	8
J. Dobie						s21		
Z. Fagerson		3	3	3	3		3	
M. Fagerson	8	8*	8	6	s20	8	6	
G. Gilchrist	5	5	5				5	5
D. Graham						14**	14*	
R. Gray	4	4	4	4			4	4
J. Gray	s19	s19	s19	5	5			
C. Harris	s23	s23		s23		13		
B. Healy					s22	10		
C. Henderson						s19		
S. Hogg	15	15	15	15				
G. Horne	s21	s21					s21	s22
H. Jones	13*	13	13**	13*	13		13	13
B. Kinghorn	s22	s22*	s23	s22	10***	s22	15	15
S. McDowall						12		
S. McNally						s16		s16
W. Nel	3	s18	s18		s18		s18	3
A. Price			s22	s21	s21	9		9
C. Redpath					s23	s23	s22	
J. Ritchie	6	6	6	7	6			6
F. Russell	10	10	10*	10			10	10
P. Schoeman	1	1	1	1	1		1*	1
J. Sebastian						s18		s18
S. Skinner			s20		4	4		s20
O. Smith					15	15	u23	s23
K. Steyn	14	14**	14	14	14	11		14**
R. Sutherland					s17	1		s17
S. Tuipulotu	12	12	12	12	12		12	12
G. Turner	2	2*	2	2	2	2		2
D. van der Merwe	11**	11	11	11	11*		11	11*
M. Walker						3		
H. Watson			7	s20	7		7	
B. White	9*	9	9	9	9		9	

KEY: Number denotes position, s: substitute, u: unused replacement, *: try scored

APPEARANCE CHART - GEORGIA

2023 INTERNATIONALS

	05/02/23	11/02/23	18/02/23	05/03/23	19/03/23	12/08/23	19/08/23
	Germany	Netherlands	Spain	Romania	Portugal	Romania	USA
V. Abdaladze	s18	s18					
S. Abramishvili	s17	s17	s17				
N. Abuladze	1	1	1	s17	1	s17	1
T. Abzhandadze		10	10*	10	10		
M. Alania	s21*						
G. Aprasidze		9	s21	s21	s21	9*	s21
M. Babunashvili		s19					
L. Chachanidze	s19	4*	s19	s19	s19	5	s19
N. Cheishvili	4		4	4	4	4	4
G. Chkoidze		2**	s16	2	s16*	2*	
M. Gachechiladze		s20**	s20			7*	
B. Gigashvili		3	3*	3	3		3
O. Giorgadze	s20	8		s20		6	s20
G. Gogichashvili				1	s17		s17
B. Gorgadze					8		
L. Ivanishvili						8	6
L. Jaiani						s19	
T. Jalagonia	8*		8	8	s20		8
L. Japaridze						3	
T. Kakhoidze	13				s23		
L. Khmaladze	s23	s23				s22	
G. Kveseladze		12	13	13		s23	13
O. Lashkhi	11*					11	
V. Lobzhanidze	9	s21	9	9	9	s21*	9
L. Lomidze	s22						
L. Malaghuradze	12						
S. Mamukashvili	2		2	s16	2*	s16*	2*
L. Matkava	10*	s22	s22	s22	s22	10*	10
K. Mikautadze	5*	5	5	5	5		5
M. Modebadze	15					15	s23
M. Nariashvili						1	
D. Niniashvili		15*	15*	15	15		15*
G. Papidze	3		s18	s18	s18*	s18	s18
B. Saghinadze	7	7	7	7	7		
M. Sharikadze			12*	12*	12	12*	12
A. Tabutsadze	14***	14	14**	14*	14**	14*	14*
D. Tapladze		13	s23	s23	13*	13	s22
S. Todua		11	11*	11*	11		11
G. Tsutskiridze	6***	6	6	6	6	s20	7
T. Zamtaradze	s16	s16					s16

KEY: Number denotes position, s: substitute, u: unused replacement, *: try scored

PLAYER DATA - SCOTLAND

2023 INTERNATIONALS

	Games	Starts	Minutes Played	Points	Tries	Ball Carries	Carry Metres	Line Breaks	Defenders Beaten	Passes	Offloads	Turnover Con	Successful Tackles	Missed Tackles	Dominant Tackles	Penalties Conceded	Kicks	Kicking Metres	Lineout Takes	Lineout Steals
E. Ashman	2	1	87	0	0	6	29	0	0	13	2	1	17	2	1	1	0	0	0	0
J. Bayliss	2	0	17	5	1	1	17	1	1	3	0	1	0	0	0	0	0	0	3	0
S. Berghan	2	0	49	0	0	3	14	0	0	1	0	0	13	0	0	2	0	0	0	0
J. Bhatti	6	0	131	0	0	11	37	0	1	5	1	0	22	2	1	4	0	0	0	0
F. Brown	4	0	88	0	0	6	24	0	1	11	0	0	13	0	0	0	0	0	0	1
D. Cherry	1	0	23	5	1	4	19	0	0	0	0	0	3	1	0	0	0	0	0	0
L. Crosbie	3	3	166	0	0	11	35	0	0	9	1	2	48	1	5	1	0	0	3	0
S. Cummings	5	1	183	0	0	15	58	0	0	12	1	0	22	1	0	0	0	0	9	1
R. Darge	3	2	183	5	1	20	85	0	3	16	0	2	32	2	3	2	0	0	0	1
J. Dempsey	7	4	372	0	0	50	382	0	13	21	4	4	68	0	4	7	0	0	4	0
J. Dobie	1	0	23	0	0	0	0	0	0	14	0	0	2	0	0	1	1	37	0	0
Z. Fagerson	5	5	301	0	0	28	122	0	2	16	1	2	50	3	3	9	0	0	0	0
M. Fagerson	7	6	473	5	1	54	216	1	8	23	0	9	105	6	5	7	0	0	6	0
G. Gilchrist	5	5	263	0	0	11	45	0	0	10	1	1	41	0	6	4	0	0	10	2
D. Graham	2	2	152	15	3	23	149	2	7	6	0	1	2	2	0	0	2	64	0	0
R. Gray	6	6	380	0	0	23	62	0	0	27	0	2	51	2	5	7	0	0	22	3
J. Gray	5	2	240	0	0	29	101	1	1	13	3	0	51	0	6	1	0	0	10	0
C. Harris	4	1	70	0	0	5	25	0	0	5	1	3	10	2	0	2	1	0	0	0
B. Healy	2	1	92	10	0	6	35	0	0	30	0	2	10	2	0	1	8	279	1	0
C. Henderson	1	0	17	0	0	0	0	0	0	0	0	0	2	0	0	0	0	0	0	0
S. Hogg	4	4	224	0	0	31	225	1	7	12	3	5	17	0	1	2	12	520	1	0
G. Horne	4	0	107	0	0	5	16	0	0	114	0	2	8	3	0	0	3	57	0	0
H. Jones	7	7	556	20	4	55	586	5	22	35	6	5	53	9	2	0	10	217	0	0
B. Kinghorn	8	3	355	26	4	55	650	3	20	70	6	6	12	5	0	0	14	661	0	0
S. McDowall	1	1	80	0	0	8	65	1	2	5	1	1	8	1	0	0	0	0	0	0
S. McNally	2	0	59	0	0	9	33	0	3	8	0	0	7	0	1	1	0	0	0	0
W. Nel	6	2	179	0	0	5	14	0	1	8	0	1	27	3	0	3	0	0	0	0
A. Price	5	2	165	0	0	11	78	2	2	158	1	3	15	5	1	1	11	226	0	0
C. Redpath	3	0	58	0	0	7	39	0	1	7	1	0	8	0	0	1	0	0	0	0
J. Ritchie	6	6	480	0	0	39	164	0	2	30	4	4	67	5	5	8	0	0	17	0
F. Russell	6	6	480	49	1	75	496	1	12	217	16	13	44	19	2	3	85	2,699	0	0
P. Schoeman	7	7	418	5	1	71	297	0	9	17	1	1	62	4	1	8	0	0	0	0
J. Sebastian	2	0	59	0	0	6	31	0	1	0	0	1	5	3	1	2	0	0	0	0
S. Skinner	4	2	194	0	0	13	47	0	1	11	1	2	32	0	1	0	0	0	7	1
O. Smith	4	2	165	0	0	22	198	1	8	9	1	2	6	1	0	0	7	341	0	0
K. Steyn	7	7	549	20	4	46	399	8	17	22	2	5	32	13	2	1	3	108	0	0
R. Sutherland	3	1	91	0	0	13	49	0	1	5	1	0	9	2	0	3	0	0	0	0
S. Tuipulotu	7	7	517	0	0	60	418	0	6	64	0	1	62	9	1	2	4	71	2	0
G. Turner	7	7	378	5	1	40	212	0	4	22	2	5	55	9	4	2	0	0	0	2
D. van der Merwe	7	7	543	20	4	68	717	11	50	14	2	7	15	4	1	3	0	0	0	0
M. Walker	1	1	46	0	0	2	7	0	0	1	0	0	10	1	0	0	0	0	0	1
H. Watson	4	3	131	0	0	16	74	0	3	13	3	0	22	2	2	0	0	0	0	0
B. White	6	6	333	5	1	30	89	1	7	309	4	3	36	2	2	0	35	1,111	0	0

PLAYER DATA - GEORGIA

2023 INTERNATIONALS

	Games	Starts	Minutes Played	Points	Tries	Ball Carries	Carry Metres	Line Breaks	Defenders Beaten	Passes	Offloads	Turnover Con	Successful Tackles	Missed Tackles	Dominant Tackles	Penalties Conceded	Kicks	Kicking Metres	Lineout Takes	Lineout Steals
V. Abdaladze	2	0	56	0	0	5	38	1	4	2	0	0	6	0	1	0	0	0	0	0
S. Abramishvili	3	0	81	0	0	3	6	0	0	0	0	2	9	0	1	2	0	0	0	0
N. Abuladze	7	5	317	0	0	18	83	0	1	10	1	0	34	1	5	4	0	0	2	0
T. Abzhandadze	4	4	260	26	1	14	80	0	4	59	1	2	24	3	0	1	18	538	0	0
M. Alania	1	0	26	5	1	2	18	0	1	17	0	0	0	0	0	0	2	21	0	0
G. Aprasidze	6	2	181	8	1	13	71	1	6	125	3	0	13	0	1	3	23	499	0	0
M. Babunashvili	1	0	23	0	0	6	18	0	1	3	1	0	2	0	0	0	0	0	1	0
L. Chachanidze	7	2	249	5	1	19	63	0	1	11	1	2	32	3	1	2	0	0	15	2
N. Cheishvili	6	6	442	0	0	21	75	0	2	17	0	2	40	4	2	2	0	0	25	1
G. Chkoidze	5	3	213	20	4	23	94	0	0	7	2	2	29	0	0	4	0	0	0	2
M. Gachechiladze	3	1	112	15	3	13	118	2	5	9	1	0	19	2	2	2	0	0	0	0
B. Gigashvili	5	5	291	5	1	23	56	0	1	10	0	1	22	2	2	1	0	0	0	0
O. Giorgadze	5	2	188	0	0	34	170	2	4	12	2	3	29	0	3	1	0	0	2	1
G. Gogichashvili	3	1	106	0	0	7	56	1	2	3	0	1	12	1	0	3	0	0	0	0
B. Gorgadze	1	1	80	0	0	10	61	0	6	4	0	0	7	0	1	2	0	0	0	0
L. Ivanishvili	2	2	147	0	0	10	46	0	1	7	1	0	17	0	5	0	1	56	6	2
L. Jaiani	1	0	22	0	0	3	14	0	0	0	0	0	2	1	2	0	0	0	1	0
T. Jalagonia	5	4	289	5	1	45	240	0	2	21	1	1	55	3	2	2	1	17	8	1
L. Japaridze	1	1	47	0	0	3	14	0	0	1	1	0	5	2	0	3	0	0	0	0
T. Kakhoitze	2	1	84	0	0	10	94	1	4	5	2	0	3	2	0	0	0	0	0	0
L. Khmaladze	3	0	78	0	0	8	63	0	3	11	1	1	3	2	1	0	0	0	1	0
G. Kveseladze	5	4	329	0	0	28	213	1	9	36	4	6	35	3	0	3	2	28	0	0
O. Lashkhi	2	2	133	5	1	16	158	3	13	4	2	2	6	2	0	2	1	57	0	0
V. Lobzhanidze	7	5	338	5	1	32	294	4	14	247	4	5	24	5	7	3	50	1,572	2	0
L. Lomidze	1	0	33	0	0	5	53	1	3	3	0	1	5	1	1	0	0	0	0	0
L. Malaghuradze	1	1	47	0	0	5	30	0	1	8	1	4	3	1	0	0	3	77	0	0
S. Mamukashvili	6	4	261	15	3	17	44	0	0	7	0	2	36	3	2	2	0	0	0	0
L. Matkava	7	3	300	62	2	33	283	2	17	105	2	5	30	4	3	0	17	672	0	0
K. Mikautadze	6	6	384	5	1	22	87	0	1	12	1	2	31	0	3	6	0	0	17	0
M. Modebadze	3	2	137	0	0	26	325	2	7	19	5	3	3	0	1	0	7	276	1	0
M. Nariashvili	1	1	50	0	0	4	6	0	0	0	0	1	8	0	0	1	0	0	0	0
D. Niniashvili	5	5	379	15	3	53	459	4	35	41	6	9	14	3	4	7	39	1,372	1	0
G. Papidze	6	1	166	5	1	19	94	0	4	6	1	1	18	0	3	1	0	0	0	0
B. Saghinadze	5	5	390	0	0	43	192	0	8	20	0	3	44	4	9	5	1	0	19	5
M. Sharikadze	5	5	359	15	3	31	260	2	7	32	1	3	49	4	6	3	3	46	0	0
A. Tabutsadze	7	7	530	50	10	43	555	17	23	23	6	9	23	7	3	5	10	452	0	0
D. Tapladze	6	3	278	5	1	19	204	2	5	12	4	3	24	3	2	1	2	79	0	0
S. Todua	5	5	371	10	2	26	279	1	9	17	2	0	7	1	2	1	3	90	0	0
G. Tsutskiridze	7	6	447	15	3	31	159	0	2	15	1	1	70	2	4	3	0	0	2	0
T. Zamtaradze	3	0	86	0	0	2	3	0	0	2	0	1	10	0	2	2	0	0	0	0

PLAYER RANKINGS

2023 INTERNATIONALS

PLAYER RANKINGS - POINTS

2023 INTERNATIONALS

POINTS

			Games	Points	Minutes	Pens	Conv	Drop Goals	Tries
1	T. Ramos	France	6	99	461	13	21	1	3
2	L. Matkava	Georgia	7	62	300	2	23	0	2
3	A. Tabutsadze	Georgia	7	50	530	0	0	0	10
4	T. Allan	Italy	8	49	512	10	7	0	1
4	F. Russell	Scotland	6	49	480	6	13	0	1
4	E. Stella	Germany	5	49	378	10	7	0	1
7	M. Libbok	South Africa	5	45	337	6	11	0	1
8	O. Farrell	England	6	37	417	9	5	0	0
9	R. Mo'unga	New Zealand	4	36	210	5	8	0	1
10	J. Sexton	Ireland	4	35	259	5	10	0	0

GOAL KICKING (MADE)

			Games	Minutes	Goals	Misses	Pens	Pens Missed	Conv	Conv Missed	Goal Kicking ..
1	T. Ramos	France	6	461	34	5	13	2	21	3	87.2%
2	L. Matkava	Georgia	7	300	25	6	2	0	23	6	80.6%
3	F. Russell	Scotland	6	480	19	7	6	0	13	7	73.1%
4	T. Allan	Italy	8	512	17	4	10	2	7	2	81.0%
4	M. Libbok	South Africa	5	337	17	12	6	6	11	6	58.6%
4	E. Stella	Germany	5	378	17	7	10	3	7	4	70.8%
7	J. Sexton	Ireland	4	259	15	2	5	0	10	2	88.2%
8	O. Farrell	England	6	417	14	8	9	2	5	6	63.6%
9	R. Mo'unga	New Zealand	4	210	13	3	5	0	8	3	81.3%
10	C. Muntz	Fiji	3	229	12	3	5	0	7	3	80.0%
10	W. Piotrowicz	Poland	5	331	12	5	7	3	5	2	70.6%

GOAL KICKING (%)*

			Games	Kicks	Made	Available Points	Points Scored	Expected Points	Pts Gained	Goal Kicking %
1	Marcus Smith	England	2	5	5	14	14	12.3	1.7	100.0%
1	Leigh Halfpenny	Wales	3	7	7	17	17	15.0	2.1	100.0%
1	Quade Cooper	Australia	2	6	6	14	14	8.6	5.4	100.0%
4	Johnny Sexton	Ireland	4	17	15	39	35	31.7	3.3	88.2%
5	Melvyn Jaminet	France	1	8	7	21	19	15.1	3.9	87.5%
5	Dan Biggar	Wales	4	8	7	18	15	15.5	-0.5	87.5%
7	Thomas Ramos	France	6	39	34	93	81	73.6	7.4	87.2%
8	D'Angelo Leuila	Samoa	1	7	6	17	14	12.9	1.1	85.7%
9	Emiliano Boffelli	Argentina	3	12	10	29	24	21.8	2.2	83.3%
10	Richie Mo'unga	New Zealand	3	16	13	37	31	25.2	5.8	81.3%

*Minimum 5 Kicks at Goal



SCOTLAND



GEORGIA

PLAYER RANKINGS - TRIES

2023 INTERNATIONALS

TRIES

		Games	Minutes Played	Tries	Tries / 80	
1	A. Tabutsadze	Georgia	7	530	10	1.5
2	D. Penaud	France	6	480	6	1.0
3	J. Lowe	Ireland	6	459	4	0.7
3	D. van der Merwe	Scotland	7	543	4	0.6
3	H. Jones	Scotland	7	556	4	0.6
3	B. Kinghorn	Scotland	8	355	4	0.9
3	M. Hansen	Ireland	6	480	4	0.7
3	K. Steyn	Scotland	7	549	4	0.6
3	G. Chkoidze	Georgia	5	213	4	1.5
10	C. Ollivon	France	6	436	3	0.6
10	T. Ramos	France	6	461	3	0.5
10	S. Mamukashvili	Georgia	6	261	3	0.9
10	M. Sharikadze	Georgia	5	359	3	0.7
10	K. Arendse	South Africa	3	133	3	1.8

TRY ASSISTS

		Games	Minutes Played	Try Assists	Try Assists / 80	
1	A. Dupont	France	6	452	6	1.1
2	F. Russell	Scotland	6	480	5	0.8
3	D. McKenzie	New Zealand	2	129	4	2.5
3	O. Paine	Germany	5	315	4	1.0
3	R. Ntamack	France	6	422	4	0.8
3	P. Garbisi	Italy	5	392	4	0.8
3	D. Niniashvili	Georgia	5	379	4	0.8
3	L. Matkava	Georgia	7	300	4	1.1
9	T. Ramos	France	6	461	3	0.5
9	S. Kerevi	Australia	4	264	3	0.9
9	W. Le Roux	South Africa	4	281	3	0.9
9	R. Webb	Wales	4	148	3	1.6
9	T. Allan	Italy	8	512	3	0.5
9	B. Aki	Ireland	6	338	3	0.7

TRY INVOLVEMENTS

		Games	Minutes Played	Try Involvements	% of Team Total	
1	A. Tabutsadze	Georgia	7	530	13	18.6%
2	D. Penaud	France	6	480	7	13.0%
2	D. Niniashvili	Georgia	5	379	7	10.0%
4	T. Ramos	France	6	461	6	11.1%
4	J. Lowe	Ireland	6	459	6	11.3%
4	D. van der Merwe	Scotland	7	543	6	12.2%
4	F. Russell	Scotland	6	480	6	12.2%
4	A. Dupont	France	6	452	6	11.1%
4	O. Paine	Germany	5	315	6	31.6%
4	R. Ntamack	France	6	422	6	11.1%
4	M. Hansen	Ireland	6	480	6	11.3%
4	L. Matkava	Georgia	7	300	6	8.6%

■ SCOTLAND

■ GEORGIA

PLAYER RANKINGS - CARRIES

2023 INTERNATIONALS

CARRIES

			Games	Total
1	F. Steward	England	8	90
2	S. Negri	Italy	7	83
3	J. Brex	Italy	7	78
4	F. Russell	Scotland	6	75
5	G. Alldritt	France	7	74
6	P. Schoeman	Scotland	7	71
7	H. Keenan	Ireland	6	70
8	D. van der Merwe	Scotland	7	68
9	E. Genge	England	8	67
10	C. Doris	Ireland	7	66

			Minutes	Per 80*
1	S. Negri	Italy	450	14.8
2	G. Alldritt	France	402	14.7
3	T. Faletau	Wales	331	14.5
4	W. Jordan	New Zealand	240	14.0
5	A. Capuozzo	Italy	310	13.7
6	P. Schoeman	Scotland	418	13.6
7	S. McCloskey	Ireland	278	13.2
8	B. Aki	Ireland	338	12.8
9	A. Savea	New Zealand	320	12.8
10	H. Keenan	Ireland	440	12.7

METRES

			Games	Total
1	F. Steward	England	8	741
2	D. van der Merwe	Scotland	7	717
3	H. Keenan	Ireland	6	689
4	B. Kinghorn	Scotland	8	650
5	J. Lowe	Ireland	6	625
6	H. Jones	Scotland	7	586
7	A. Capuozzo	Italy	4	581
8	T. Ramos	France	6	568
9	A. Tabutsadze	Georgia	7	555
10	J. Brex	Italy	7	521

			Minutes	Per 80*
1	A. Capuozzo	Italy	310	149.9
2	B. Kinghorn	Scotland	355	146.5
3	H. Keenan	Ireland	440	125.3
4	C. Moodie	South Africa	240	119.0
5	W. Jordan	New Zealand	240	116.2
6	J. Lowe	Ireland	459	108.9
7	D. van der Merwe	Scotland	543	105.6
8	F. Steward	England	590	100.5
9	T. Ramos	France	461	98.6
10	D. Niniashvili	Georgia	379	96.8

DEFENDERS BEATEN

			Games	Total
1	D. van der Merwe	Scotland	7	50
2	D. Niniashvili	Georgia	5	35
3	D. Penaud	France	6	30
4	A. Capuozzo	Italy	4	28
5	A. Tabutsadze	Georgia	7	23
6	H. Jones	Scotland	7	22
6	E. Dumortier	France	6	22
8	F. Steward	England	8	21
9	B. Kinghorn	Scotland	8	20
10	G. Fickou	France	6	19
10	S. Negri	Italy	7	19

			Minutes	Per 80*
1	D. Niniashvili	Georgia	379	7.4
2	D. van der Merwe	Scotland	543	7.4
3	A. Capuozzo	Italy	310	7.2
4	D. Penaud	France	480	5.0
5	L. Matkava	Georgia	300	4.5
6	B. Kinghorn	Scotland	355	4.5
7	C. Kolbe	South Africa	240	4.0
7	W. Jordan	New Zealand	240	4.0
9	E. Dumortier	France	441	4.0
10	L. Williams	Wales	281	4.0

*Minimum 240 minutes played



SCOTLAND



GEORGIA

PLAYER RANKINGS - PASSING

2023 INTERNATIONALS

PASSES

			Games	Total
1	J. van Poortvliet	England	7	317
2	A. Dupont	France	6	315
3	T. Williams	Wales	8	313
4	B. White	Scotland	6	309
5	S. Varney	Italy	5	283
6	A. Smith	New Zealand	4	262
7	G. Bertranou	Argentina	4	259
8	V. Lobzhanidze	Georgia	7	247
9	O. Paine	Germany	5	236
10	F. Russell	Scotland	6	217

			Minutes	Per 80*
1	G. Bertranou	Argentina	248	83.5
2	S. Varney	Italy	300	75.5
3	B. White	Scotland	333	74.2
4	J. van Poortvliet	England	368	68.9
5	T. Williams	Wales	365	68.6
6	O. Paine	Germany	315	59.9
7	V. Lobzhanidze	Georgia	338	58.5
8	A. Dupont	France	452	55.8
9	F. Russell	Scotland	480	36.2
10	P. Garbisi	Italy	392	33.3

PASSING ACCURACY**

			Total	%
1	T. Williams	Wales	313	97.8%
2	A. Smith	New Zealand	262	97.7%
3	O. Paine	Germany	236	97.5%
4	G. Bertranou	Argentina	259	96.9%
5	J. van Poortvliet	England	317	96.8%
6	S. Varney	Italy	283	96.8%
7	A. Dupont	France	315	96.5%
8	B. White	Scotland	309	96.4%
9	V. Lobzhanidze	Georgia	247	96.4%
10	C. Murray	Ireland	202	95.0%

BREAK ASSIST PASSES

			Games	Total
1	J. Brex	Italy	7	9
2	P. Garbisi	Italy	5	8
3	F. Russell	Scotland	6	7
3	M. Hansen	Ireland	6	7
5	O. Farrell	England	6	4
5	T. Allan	Italy	8	4
5	J. Lowe	Ireland	6	4
5	B. Kinghorn	Scotland	8	4
5	M. Libbok	South Africa	5	4
5	L. Matkava	Georgia	7	4

OFFLOADS

			Games	Total
1	F. Russell	Scotland	6	16
2	P. Bruno	Italy	6	10
3	N. Tompkins	Wales	3	9
4	T. Faletau	Wales	5	8
5	L. Williams	Wales	4	7
5	A. Dupont	France	6	7
5	M. Nawaqanitawase	Australia	3	7
8	J. Lowe	Ireland	6	6
8	H. Jones	Scotland	7	6
8	B. Kinghorn	Scotland	8	6
8	M. Hansen	Ireland	6	6
8	M. Lamaro	Italy	7	6
8	W. Jordan	New Zealand	3	6
8	A. Tabutsadze	Georgia	7	6
8	S. Radradra	Fiji	3	6

			Minutes	Per 80*
1	F. Russell	Scotland	480	2.7
2	M. Nawaqanitawase	Australia	240	2.3
3	P. Bruno	Italy	379	2.1
4	W. Jordan	New Zealand	240	2.0
5	L. Williams	Wales	281	2.0
6	T. Faletau	Wales	331	1.9
7	S. Ravutaumada	Fiji	240	1.7
8	B. Kinghorn	Scotland	355	1.4
9	T. Gallo	Argentina	242	1.3
10	A. Capuozzo	Italy	310	1.3

*Minimum 240 minutes played **Minimum 200 Passes



PLAYER RANKINGS - KICKS

2023 INTERNATIONALS

KICKS IN PLAY

			Games	Total
1	F. Russell	Scotland	6	85
2	A. Dupont	France	6	62
3	J. van Poortvliet	England	7	59
4	O. Farrell	England	6	53
5	V. Lobzhanidze	Georgia	7	50
6	T. Ramos	France	6	46
6	T. Williams	Wales	8	46
8	J. Gott	Belgium	4	40
9	R. Ntamack	France	6	39
9	D. Niniashvili	Georgia	5	39

			Minutes	Per 80*
1	F. Russell	Scotland	480	14.2
2	J. van Poortvliet	England	368	12.8
3	V. Lobzhanidze	Georgia	338	11.8
4	A. Dupont	France	452	11.0
5	O. Farrell	England	417	10.2
6	T. Williams	Wales	365	10.1
7	J. Gott	Belgium	320	10.0
8	D. Biggar	Wales	282	9.4
9	B. White	Scotland	333	8.4
10	D. Niniashvili	Georgia	379	8.2

KICKING METRES

			Games	Total
1	F. Russell	Scotland	6	2,699
2	A. Dupont	France	6	1,948
3	O. Farrell	England	6	1,600
4	J. van Poortvliet	England	7	1,583
5	V. Lobzhanidze	Georgia	7	1,572
6	T. Ramos	France	6	1,528
7	R. Ntamack	France	6	1,526
8	J. Gott	Belgium	4	1,419
9	J. Lowe	Ireland	6	1,402
10	D. Niniashvili	Georgia	5	1,372

			Minutes	Per 80*
1	F. Russell	Scotland	480	449.8
2	V. Lobzhanidze	Georgia	338	372.1
3	J. Gott	Belgium	320	354.7
4	A. Dupont	France	452	344.8
5	J. van Poortvliet	England	368	344.2
6	O. Farrell	England	417	306.9
7	D. Niniashvili	Georgia	379	289.5
8	R. Ntamack	France	422	289.3
9	B. White	Scotland	333	266.8
10	T. Williams	Wales	365	265.5

METRES / KICKS IN PLAY**

			Games	Avg*
1	Blair Kinghorn	Scotland	8	47.2
2	Freddie Steward	England	8	41.9
3	Luka Matkava	Georgia	7	39.5
4	Romain Ntamack	France	6	39.1
5	Samu Kerevi	Australia	4	38.5
6	Hugo Keenan	Ireland	6	37.1
7	James Lowe	Ireland	6	36.9
8	Jordan Gott	Belgium	4	35.5
9	Davit Niniashvili	Georgia	5	35.2
10	Duncan Paia'aua	Samoa	3	34.3

*Minimum 240 minutes played **Minimum 2 Kicks / 80min

SCOTLAND

GEORGIA

PLAYER RANKINGS - LINEOUTS

2023 INTERNATIONALS

LINEOUTS WON (INC. STEALS)

		Games	Total
1	F. Ruzza (Italy)	8	51
2	N. Cheishvili (Georgia)	6	26
3	R. Gray (Scotland)	6	25
4	M. Itoje (England)	7	24
4	B. Saghinadze (Georgia)	5	24
6	J. Ryan (Ireland)	6	23
6	M. Kruzycki (Poland)	5	23
8	A. Beard (Wales)	6	20
8	T. Flament (France)	7	20
10	J. Gonzalez (Argentina)	4	19

		Minutes	Per 80*
1	F. Ruzza (Italy)	570	7.2
2	M. Kruzycki (Poland)	332	5.5
3	L. Chachanidze (Georgia)	249	5.5
4	R. Gray (Scotland)	380	5.3
5	J. Gonzalez (Argentina)	301	5.0
6	N. Frost (Australia)	240	5.0
7	B. Saghinadze (Georgia)	390	4.9
8	N. Cheishvili (Georgia)	442	4.7
9	I. Nasilasila (Fiji)	240	4.7
10	J. Tipuric (Wales)	294	4.4

LINEOUT STEALS

		Games	Total
1	J. Ryan (Ireland)	6	5
1	B. Saghinadze (Georgia)	5	5
3	R. Meli Derenalagi (Fiji)	3	4
4	R. Gray (Scotland)	6	3
4	S. Ferreira (Germany)	4	3
4	F. Ruzza (Italy)	8	3
4	N. Frost (Australia)	3	3
4	T. Vaa'i (New Zealand)	3	3
4	M. Kruzycki (Poland)	5	3
10	J. George (England)	7	2
10	C. Lawes (England)	3	2
10	J. Tipuric (Wales)	4	2
10	J. Kleyn (South Africa)	3	2
10	G. Gilchrist (Scotland)	5	2
10	G. Turner (Scotland)	7	2

		Minutes	Per 80*
1	B. Saghinadze (Georgia)	390	1.0
2	N. Frost (Australia)	240	1.0
3	J. Ryan (Ireland)	469	0.9
4	S. Ferreira (Germany)	309	0.8
5	M. Kruzycki (Poland)	332	0.7
6	J. Cornelsen (Japan)	240	0.7
7	L. Chachanidze (Georgia)	249	0.6
8	R. Gray (Scotland)	380	0.6
9	G. Gilchrist (Scotland)	263	0.6
10	J. Tipuric (Wales)	294	0.5

LINEOUT THROWS WON

		Games	Total
1	J. George (England)	7	75
2	G. Nicotera (Italy)	7	65
3	G. Turner (Scotland)	7	63
4	S. Mamukashvili (Georgia)	6	51
5	K. Owens (Wales)	5	48
6	J. Montoya (Argentina)	4	44
7	J. Marchand (France)	6	43
8	D. Sheehan (Ireland)	5	41
8	G. Buczek (Poland)	4	41
10	G. Chkoidze (Georgia)	5	34

LINEOUT SUCCESS RATE**

		Games	Total*
1	J. George (England)	7	93.8%
2	J. Montoya (Argentina)	4	93.6%
3	G. Turner (Scotland)	7	91.3%
4	S. Mamukashvili (Georgia)	6	91.1%
5	G. Nicotera (Italy)	7	90.3%
6	J. Marchand (France)	6	87.8%
7	K. Owens (Wales)	5	87.3%
8	G. Buczek (Poland)	4	78.8%
9	A. Cuffolo (Belgium)	5	72.7%

*Minimum 240 minutes played **Minimum 2 lineout throws / 80

SCOTLAND

GEORGIA

PLAYER RANKINGS - TACKLES & TURNOVERS

2023 INTERNATIONALS

SUCCESSFUL TACKLES

			Games	Total
1	M. Fagerson	Scotland	7	105
2	T. Flament	France	7	98
3	C. Ollivon	France	6	85
4	L. Cannone	Italy	8	84
4	G. Nicotera	Italy	7	84
6	M. Itoje	England	7	79
6	J. van der Flier	Ireland	6	79
6	J. Morgan	Wales	5	79
9	J. George	England	7	77
9	L. Ludlam	England	6	77

DOMINANT TACKLES

			Games	Total
1	D. Fischetti	Italy	7	11
2	B. Saghinadze	Georgia	5	9
3	J. Tipuric	Wales	4	8
3	L. Ludlam	England	6	8
3	J. Morgan	Wales	5	8
3	G. Nicotera	Italy	7	8
7	M. Itoje	England	7	7
7	S. Barrett	New Zealand	3	7
7	V. Lobzhanidze	Georgia	7	7
7	J. Ryan	Ireland	6	7

TURNOVERS WON

			Games	Total
1	B. Saghinadze	Georgia	5	7
2	S. Kitshoff	South Africa	4	6
2	J. Ritchie	Scotland	6	6
2	C. Doris	Ireland	7	6
5	J. Danty	France	4	5
5	S. Ferreira	Germany	4	5
5	J. Ryan	Ireland	6	5
5	R. Meli Derenalagi	Fiji	3	5
5	M. Zuliani	Italy	6	5
5	G. Chkoidze	Georgia	5	5
5	L. Ivanishvili	Georgia	2	5
5	D. Wolf	Germany	5	5
5	O. Stein	Germany	5	5

			Minutes	Per 80*
1	J. Willis	England	253	20.2
2	F. Cros	France	288	18.1
3	J. Morgan	Wales	352	18.0
4	M. Fagerson	Scotland	473	17.8
5	J. Gray	Scotland	240	17.0
6	P. Willemse	France	289	16.9
7	R. Valetini	Australia	320	16.8
8	G. Nicotera	Italy	411	16.4
9	T. Flament	France	481	16.3
10	J. Tipuric	Wales	294	15.8

TACKLE SUCCESS RATE**

			Minutes	%*
1	K. Mikautadze	Georgia	384	100.0%
1	J. Dempsey	Scotland	372	100.0%
1	J. Gray	Scotland	240	100.0%
1	S. Barrett	New Zealand	240	100.0%
1	G. Gilchrist	Scotland	263	100.0%
1	J. Cornelsen	Japan	240	100.0%
1	W. Jordan	New Zealand	240	100.0%
8	J. Tipuric	Wales	294	98.3%
9	J. Ryan	Ireland	469	97.3%
10	G. Tsutskiridze	Georgia	447	97.2%

			Minutes	Per 80*
1	B. Saghinadze	Georgia	390	1.4
2	J. Danty	France	288	1.4
3	S. Ferreira	Germany	309	1.3
4	S. Mamukashvili	Georgia	261	1.2
5	C. Doris	Ireland	422	1.1
6	J. Tipuric	Wales	294	1.1
7	M. Hendrickx	Belgium	300	1.1
8	O. Stein	Germany	394	1.0
9	S. Barrett	New Zealand	240	1.0
9	J. Ritchie	Scotland	480	1.0
9	N. Frost	Australia	240	1.0

*Minimum 240 minutes played **Minimum 5 tackles / 80

SCOTLAND

GEORGIA

PLAYER RANKINGS - DISCIPLINE

2023 INTERNATIONALS

PENS CONCEDED

		Games	Total	
1	K. Sinckler	England	7	7
1	J. Berger	Belgium	4	7
1	R. Gray	Scotland	6	7
1	J. Dempsey	Scotland	7	7
1	J. Montoya	Argentina	4	7
1	A. Beard	Wales	6	7
1	F. Zani	Italy	7	7
1	E. Genge	England	8	7
1	J. Ryan	Ireland	6	7
1	M. Fagerson	Scotland	7	7
1	S. Falatea	France	6	7
1	L. Cannone	Italy	8	7
1	D. Niniashvili	Georgia	5	7
1	S. Taufui Halaifonua	Poland	4	7

			Minutes	Per 80*
1	A. Porter	Ireland	435	2.6
2	J. Schroder	Germany	250	2.6
3	T. Fidler	Poland	300	2.4
4	Z. Fagerson	Scotland	301	2.4
5	D. Fischetti	Italy	381	2.3
6	S. Rodwell	Germany	313	2.3
7	S. Taufui Halaifonua	Poland	275	2.0
8	J. Renc	Germany	358	2.0
9	J. Montoya	Argentina	287	2.0
10	T. Faletau	Wales	331	1.9

CARDS

		Games	Yellows	
1	L. Williams	Wales	4	2
1	L. Cannone	Italy	8	2
1	S. Abramishvili	Georgia	3	2
1	T. Deceuninck	Belgium	5	2
5	C. Ollivon	France	6	1
5	U. Atonio	France	5	1
5	J. Berger	Belgium	4	1
5	D. Porecki	Australia	4	1
5	D. de Allende	South Africa	3	1
5	R. Webb	Wales	4	1
5	S. Ferreira	Germany	4	1
5	F. Mostert	South Africa	3	1
5	S. Mamukashvili	Georgia	6	1
5	M. Sharikadze	Georgia	5	1
5	G. Turner	Scotland	7	1

			Games	Reds
1	B. Vunipola	England	2	1
1	O. Farrell	England	6	1
1	P. Labuschagne	Japan	1	1
1	G. Gilchrist	Scotland	5	1
1	M. Leitch	Japan	1	1
1	Z. Fagerson	Scotland	5	1
1	M. Haouas	France	1	1
1	F. Steward	England	8	1
1	T. Deceuninck	Belgium	5	1

*Minimum 240 minutes played



PLAYER COMPARISON
2023 INTERNATIONALS
SCOTLAND & GEORGIA

PLAYER COMPARISON - POINTS

2023 INTERNATIONALS

POINTS							
SCOTLAND			GEORGIA				
		Games	Total				
1	F. Russell	6	49	1	L. Matkava	7	62
2	B. Kinghorn	8	26	2	A. Tabutsadze	7	50
3	D. van der Merwe	7	20	3	T. Abzhandadze	4	26
3	H. Jones	7	20	4	G. Chkoidze	5	20
3	K. Steyn	7	20	5	S. Mamukashvili	6	15
				5	M. Sharikadze	5	15
				5	G. Tsutskiridze	7	15
				5	M. Gachechiladze	3	15
				5	D. Niniashvili	5	15

TRIES							
SCOTLAND			GEORGIA				
		Games	Total				
1	D. van der Merwe	7	4	1	A. Tabutsadze	7	10
1	H. Jones	7	4	2	G. Chkoidze	5	4
1	B. Kinghorn	8	4	3	S. Mamukashvili	6	3
1	K. Steyn	7	4	3	M. Sharikadze	5	3
5	D. Graham	2	3	3	G. Tsutskiridze	7	3
				3	M. Gachechiladze	3	3
				3	D. Niniashvili	5	3

GOAL KICKING*									
SCOTLAND			GEORGIA						
		Made	Missed	%			Made	Missed	%
1	B. Healy	4	1	80.0%	1	L. Matkava	25	6	80.6%
2	B. Kinghorn	3	1	75.0%	2	T. Abzhandadze	10	6	62.5%
3	F. Russell	19	7	73.1%					

*Minimum 5 Kicks at Goal

PLAYER COMPARISON - CARRIES

2023 INTERNATIONALS

CARRIES

SCOTLAND		
	Games	Total
1 F. Russell	6	75
2 P. Schoeman	7	71
3 D. van der Merwe	7	68
4 S. Tuipulotu	7	60
5 H. Jones	7	55
5 B. Kinghorn	8	55

GEORGIA		
	Games	Total
1 D. Niniashvili	5	53
2 T. Jalagonia	5	45
3 B. Saghinadze	5	43
3 A. Tabutsadze	7	43
5 O. Giorgadze	5	34

METRES

SCOTLAND		
	Games	Total
1 D. van der Merwe	7	716.5
2 B. Kinghorn	8	650.0
3 H. Jones	7	586.2
4 F. Russell	6	496.4
5 S. Tuipulotu	7	417.6

GEORGIA		
	Games	Total
1 A. Tabutsadze	7	555.3
2 D. Niniashvili	5	458.8
3 M. Modebadze	3	325.2
4 V. Lobzhanidze	7	293.6
5 L. Matkava	7	282.7

DEFENDERS BEATEN

SCOTLAND		
	Games	Total
1 D. van der Merwe	7	50
2 H. Jones	7	22
3 B. Kinghorn	8	20
4 K. Steyn	7	17
5 J. Dempsey	7	13

GEORGIA		
	Games	Total
1 D. Niniashvili	5	35
2 A. Tabutsadze	7	23
3 L. Matkava	7	17
4 V. Lobzhanidze	7	14
5 O. Lashkhi	2	13

PLAYER COMPARISON - PASSING

2023 INTERNATIONALS

PASSES

SCOTLAND			GEORGIA		
	Games	Total		Games	Total
1 B. White	6	309	1 V. Lobzhanidze	7	247
2 F. Russell	6	217	2 G. Aprasidze	6	125
3 A. Price	5	158	3 L. Matkava	7	105
4 G. Horne	4	114	4 T. Abzhandadze	4	59
5 B. Kinghorn	8	70	5 D. Niniashvili	5	41

PASSING ACCURACY%**

SCOTLAND			GEORGIA		
	Games	Total		Games	Total
1 B. White	6	96.4%	1 V. Lobzhanidze	7	96.4%
2 F. Russell	6	91.7%			

OFFLOADS

SCOTLAND			GEORGIA		
	Games	Total		Games	Total
1 F. Russell	6	16	1 A. Tabutsadze	7	6
2 H. Jones	7	6	1 D. Niniashvili	5	6
2 B. Kinghorn	8	6	3 M. Modebadze	3	5
4 J. Dempsey	7	4	4 V. Lobzhanidze	7	4
4 J. Ritchie	6	4	4 G. Kveseladze	5	4
4 B. White	6	4	4 D. Tapladze	6	4

PLAYER COMPARISON - KICKS

2023 INTERNATIONALS

KICKS IN PLAY

SCOTLAND			GEORGIA				
	Games	Total		Games	Total		
1	F. Russell	6	85	1	V. Lobzhanidze	7	50
2	B. White	6	35	2	D. Niniashvili	5	39
3	B. Kinghorn	8	14	3	G. Aprasidze	6	23
4	S. Hogg	4	12	4	T. Abzhandadze	4	18
5	A. Price	5	11	5	L. Matkava	7	17

KICKING METRES

SCOTLAND			GEORGIA				
	Games	Total		Games	Total		
1	F. Russell	6	2,698.7	1	V. Lobzhanidze	7	1,572.3
2	B. White	6	1,110.5	2	D. Niniashvili	5	1,371.7
3	B. Kinghorn	8	661.4	3	L. Matkava	7	671.8
4	S. Hogg	4	520.4	4	T. Abzhandadze	4	537.6
5	O. Smith	4	341.3	5	G. Aprasidze	6	499.4

METRES / KICKS IN PLAY**

SCOTLAND			GEORGIA				
	Games	Avg*		Games	Avg*		
1	B. Kinghorn	8	47.2	1	A. Tabutsadze	7	45.2
2	F. Russell	6	31.7	2	D. Tapladze	6	39.7
3	B. White	6	31.7	3	L. Matkava	7	39.5
				4	D. Niniashvili	5	35.2
				5	V. Lobzhanidze	7	31.4

*Minimum 240 minutes played **Minimum 2 Kicks / 80min

PLAYER COMPARISON - LINEOUTS

2023 INTERNATIONALS

LINEOUTS WON (INC. STEALS)

SCOTLAND			GEORGIA		
	Games	Total		Games	Total
1 R. Gray	6	25	1 N. Cheishvili	6	26
2 J. Ritchie	6	17	2 B. Saghinadze	5	24
3 G. Gilchrist	5	12	3 K. Mikautadze	6	17
4 J. Gray	5	10	3 L. Chachanidze	7	17
4 S. Cummings	5	10	5 T. Jalagonia	5	9

LINEOUT STEALS

SCOTLAND			GEORGIA		
	Games	Total		Games	Total
1 R. Gray	6	3	1 B. Saghinadze	5	5
2 G. Gilchrist	5	2	2 L. Chachanidze	7	2
2 G. Turner	7	2	2 G. Chkoidze	5	2
4 F. Brown	4	1	2 L. Ivanishvili	2	2
4 S. Skinner	4	1	5 O. Giorgadze	5	1
4 S. Cummings	5	1	5 N. Cheishvili	6	1
4 M. Walker	1	1	5 T. Jalagonia	5	1
4 R. Darge	3	1			

LINEOUT THROWS WON

SCOTLAND			GEORGIA		
	Games	Total		Games	Total
1 G. Turner	7	63	1 S. Mamukashvili	6	51
2 F. Brown	4	9	2 G. Chkoidze	5	34
3 S. McNally	2	8	3 T. Zamtaradze	3	15
3 E. Ashman	2	8	4 L. Matkava	7	3
5 D. Cherry	1	4	5 S. Todua	5	1

PLAYER COMPARISON - TACKLES

2023 INTERNATIONALS

SUCCESSFUL TACKLES							
SCOTLAND			GEORGIA				
		Games	Total				
1	M. Fagerson	7	105	1	G. Tsutskiridze	7	70
2	J. Dempsey	7	68	2	T. Jalagonia	5	55
3	J. Ritchie	6	67	3	M. Sharikadze	5	49
4	P. Schoeman	7	62	4	B. Saghinadze	5	44
4	S. Tuipulotu	7	62	5	N. Cheishvili	6	40

DOMINANT TACKLES							
SCOTLAND			GEORGIA				
		Games	Total				
1	J. Gray	5	6	1	B. Saghinadze	5	9
1	G. Gilchrist	5	6	2	V. Lobzhanidze	7	7
3	R. Gray	6	5	3	M. Sharikadze	5	6
3	J. Ritchie	6	5	4	N. Abuladze	7	5
3	M. Fagerson	7	5	4	L. Ivanishvili	2	5
3	L. Crosbie	3	5				

TURNOVERS WON							
SCOTLAND			GEORGIA				
		Games	Total				
1	J. Ritchie	6	6	1	B. Saghinadze	5	7
2	R. Gray	6	3	2	G. Chkoidze	5	5
2	G. Turner	7	3	2	L. Ivanishvili	2	5
2	Z. Fagerson	5	3	4	S. Mamukashvili	6	4
2	M. Fagerson	7	3	5	B. Gigashvili	5	3
2	R. Darge	3	3	5	L. Chachanidze	7	3

PLAYER COMPARISON - DISCIPLINE

2023 INTERNATIONALS

PENS CONCEDED

SCOTLAND			GEORGIA		
	Games	Total		Games	Total
1 Z. Fagerson	5	9	1 D. Niniashvili	5	7
2 P. Schoeman	7	8	2 K. Mikautadze	6	6
2 J. Ritchie	6	8	3 B. Saghinadze	5	5
4 R. Gray	6	7	3 A. Tabutsadze	7	5
4 J. Dempsey	7	7	5 G. Chkoidze	5	4
4 M. Fagerson	7	7	5 N. Abuladze	7	4

YELLOW CARDS

SCOTLAND			GEORGIA		
	Games	Total		Games	Total
1 G. Turner	7	1	1 S. Abramishvili	3	2
			2 S. Mamukashvili	6	1
			2 M. Sharikadze	5	1
			2 V. Lobzhanidze	7	1
			2 S. Todua	5	1
			2 O. Giorgadze	5	1
			2 G. Aprasidze	6	1
1 A. Price	5	1	2 B. Saghinadze	5	1
			2 O. Lashkhi	2	1
			2 D. Niniashvili	5	1

RED CARDS

SCOTLAND			GEORGIA		
	Games	Total		Games	Total
1 G. Gilchrist	5	1			
1 Z. Fagerson	5	1			

MATCH OFFICIALS

OFFICIALS - COMPETITION DATA

2023 INTERNATIONALS

COMPETITION TOTAL														
Referee	Games Refereed	Penalty Given	Foul	Lineout	Offside	Maul	Scrum	Ruck	Tackles	Other	Yellow Card	Red Card	Rucks 0-3 %	Scrum Played %
Andrew Brace	1	28	0	0	5	3	2	13	3	2	3	0	67.6%	50.0%
Angus Gardner	1	25	0	0	7	1	5	8	2	2	1	0	64.5%	30.8%
Ben O'Keefe	1	23	0	0	3	2	4	13	1	0	0	0	69.9%	35.7%
Damon Murphy	1	27	1	0	4	4	4	9	3	2	2	0	68.0%	52.9%
Jaco Peyper	1	20	1	2	1	0	3	7	5	1	1	1	60.6%	42.9%
James Doleman	1	21	0	2	1	3	4	9	1	1	2	0	68.9%	50.0%
Karl Dickson	1	28	1	0	5	0	3	13	3	3	1	0	61.2%	38.5%
Luke Pearce	1	16	0	0	2	1	3	7	1	2	0	0	64.0%	42.9%
Mathieu Raynal	1	15	0	0	0	0	3	10	0	2	0	0	47.4%	52.6%
Matthew Carley	1	25	0	2	4	3	1	9	3	3	1	0	68.6%	75.0%
Mike Adamson	1	20	0	0	3	0	4	7	3	3	0	0	61.0%	38.5%
Nic Berry	1	14	0	0	2	1	3	6	1	1	0	0	56.7%	66.7%
Nika Amashukeli	1	19	0	0	5	2	2	8	1	1	0	2	67.8%	58.3%
Paul Williams	1	19	0	0	2	1	3	12	0	1	0	0	60.2%	33.3%
Wayne Barnes	1	15	0	1	2	0	0	9	2	1	1	0	61.4%	80.0%
Season Total	15	315	3	7	46	21	44	140	29	25	12	3	62.8%	48.1%

COMPETITION AVERAGE														
Referee	Games Refereed	Penalty Given	Foul	Lineout	Offside	Maul	Scrum	Ruck	Tackles	Other	Yellow Card	Red Card	Rucks 0-3 %	Scrum Played %
Andrew Brace	1	28.0	0.0	0.0	5.0	3.0	2.0	13.0	3.0	2.0	3.0	0.0	67.6%	50.0%
Angus Gardner	1	25.0	0.0	0.0	7.0	1.0	5.0	8.0	2.0	2.0	1.0	0.0	64.5%	30.8%
Ben O'Keefe	1	23.0	0.0	0.0	3.0	2.0	4.0	13.0	1.0	0.0	0.0	0.0	69.9%	35.7%
Damon Murphy	1	27.0	1.0	0.0	4.0	4.0	4.0	9.0	3.0	2.0	2.0	0.0	68.0%	52.9%
Jaco Peyper	1	20.0	1.0	2.0	1.0	0.0	3.0	7.0	5.0	1.0	1.0	1.0	60.6%	42.9%
James Doleman	1	21.0	0.0	2.0	1.0	3.0	4.0	9.0	1.0	1.0	2.0	0.0	68.9%	50.0%
Karl Dickson	1	28.0	1.0	0.0	5.0	0.0	3.0	13.0	3.0	3.0	1.0	0.0	61.2%	38.5%
Luke Pearce	1	16.0	0.0	0.0	2.0	1.0	3.0	7.0	1.0	2.0	0.0	0.0	64.0%	42.9%
Mathieu Raynal	1	15.0	0.0	0.0	0.0	0.0	3.0	10.0	0.0	2.0	0.0	0.0	47.4%	52.6%
Matthew Carley	1	25.0	0.0	2.0	4.0	3.0	1.0	9.0	3.0	3.0	1.0	0.0	68.6%	75.0%
Mike Adamson	1	20.0	0.0	0.0	3.0	0.0	4.0	7.0	3.0	3.0	0.0	0.0	61.0%	38.5%
Nic Berry	1	14.0	0.0	0.0	2.0	1.0	3.0	6.0	1.0	1.0	0.0	0.0	56.7%	66.7%
Nika Amashukeli	1	19.0	0.0	0.0	5.0	2.0	2.0	8.0	1.0	1.0	0.0	2.0	67.8%	58.3%
Paul Williams	1	19.0	0.0	0.0	2.0	1.0	3.0	12.0	0.0	1.0	0.0	0.0	60.2%	33.3%
Wayne Barnes	1	15.0	0.0	1.0	2.0	0.0	0.0	9.0	2.0	1.0	1.0	0.0	61.4%	80.0%
Season Average	15	21.0	0.2	0.5	3.1	1.4	2.9	9.3	1.9	1.7	0.8	0.2	62.8%	48.1%

OFFICIALS - COMPETITION DATA

2023 INTERNATIONALS

COMPETITION TOTAL														
Referee	Games Refereed	Penalties Given	Foul	Lineout	Offside	Maul	Scrum	Ruck	Tackles	Other	Yellow Card	Red Card	% Ruck Speed 0-3	% Scrums Played
Adam Leal	2	58	1	3	8	8	10	17	6	4	5	0	59.4%	37.1%
Andrew Brace	5	125	1	1	14	8	15	65	14	4	8	0	53.7%	60.8%
Angus Gardner	6	131	0	2	20	7	20	66	10	6	1	1	61.3%	60.6%
Ben O'Keefe	5	119	3	5	24	4	14	53	4	11	7	0	64.1%	50.0%
Brendon Pickerill	3	64	0	0	14	1	7	33	6	2	2	0	62.1%	56.4%
Craig Evans	3	86	1	4	8	8	13	27	14	7	5	1	56.9%	42.9%
Damon Murphy	5	135	2	4	26	20	24	38	11	10	10	0	62.6%	48.6%
Frank Murphy	3	67	1	0	9	5	7	35	4	5	1	0	60.3%	57.4%
Graham Cooper	2	48	0	1	8	4	3	24	6	2	3	0	49.8%	50.0%
Jaco Peyper	6	126	0	7	20	11	24	44	14	5	7	1	64.0%	60.2%
James Doleman	4	107	1	1	21	7	14	48	7	5	7	1	62.9%	58.8%
Jordan Way	2	45	0	0	15	3	14	11	2	0	2	0	52.8%	44.4%
Karl Dickson	4	99	1	3	15	4	9	48	6	10	2	0	70.0%	55.0%
Luke Pearce	5	96	0	1	12	13	11	40	10	9	4	1	60.4%	54.7%
Mathieu Raynal	4	89	0	3	13	5	16	39	7	5	6	1	65.2%	47.3%
Matthew Carley	3	66	1	2	9	4	10	32	2	6	1	1	63.3%	50.0%
Mike Adamson	5	123	0	3	20	8	18	50	8	16	4	1	52.5%	59.2%
Nic Berry	5	111	1	1	20	10	7	61	6	4	7	1	56.6%	66.7%
Nika Amashukeli	4	93	0	1	19	4	6	46	10	7	7	1	70.6%	78.6%
Paul Williams	4	98	2	3	6	4	14	54	6	5	6	0	61.2%	46.3%
Romain Poite	2	49	1	1	8	3	11	21	1	3	2	0	55.0%	48.5%
Tual Trainini	2	57	1	0	6	8	5	26	5	6	4	1	60.5%	45.0%
Wayne Barnes	4	87	0	3	15	1	8	43	8	9	3	0	65.6%	60.8%

*Minimum 2 games refereed

MATCH OFFICIAL - PREVIOUS GAMES FOR TEAMS

Mathieu Raynal

MATHIEU RAYNAL AS MATCH OFFICIAL FOR SCOTLAND

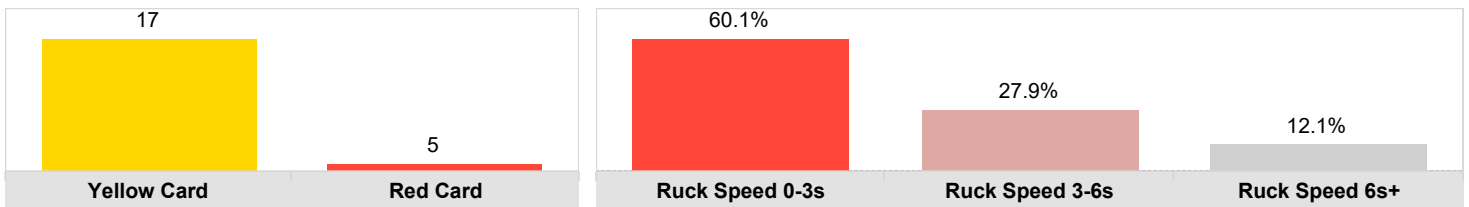
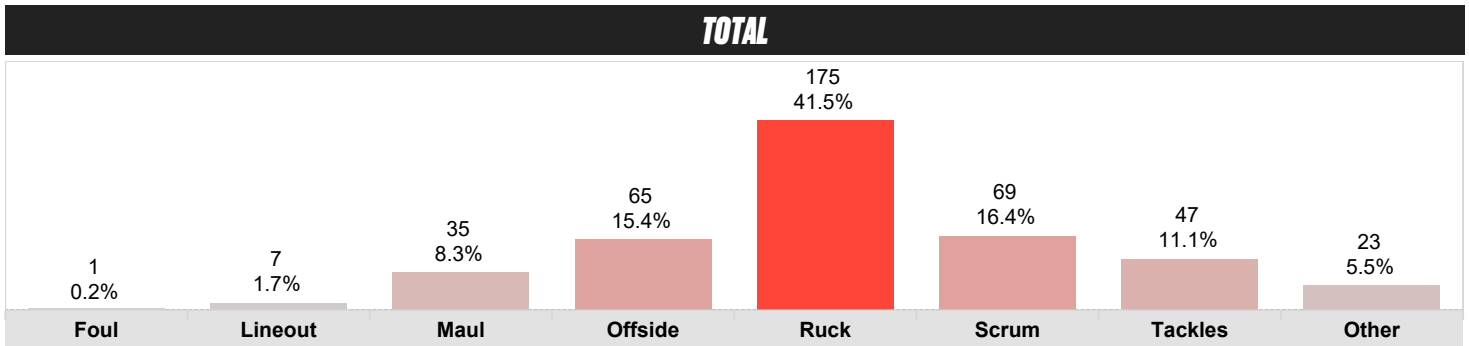
Fixtures	Date	Res.	Penalty Given	Foul	Lineout	Maul	Offside	Ruck	Scrum	Tackles	Other	Open Play	Yellow Card	Red Card	Rucks 0-3 %	Scrum Played %
Scotland v Tonga	24/11/12	L	0	0	0	0	0	0	0	0	0	0	3	0	43.1%	34.8%
England v Scotland	11/03/17	L	17	4	0	1	1	1	4	6	0	0	1	0	49.7%	35.3%
Argentina v Scotland	23/06/18	W	18	2	0	0	2	1	2	10	1	0	0	0	64.6%	52.4%
Wales v Scotland	03/11/18	L	25	2	0	1	4	2	4	12	0	0	1	0	46.9%	25.0%
Ireland v Scotland	01/02/20	L	23	1	0	0	2	0	2	15	3	3	0	0	62.2%	41.7%
Argentina v Scotland	09/07/22	W	21	0	0	1	4	10	3	1	2	0	1	0	64.1%	66.7%

MATHIEU RAYNAL AS MATCH OFFICIAL FOR GEORGIA

Fixtures	Date	Res.	Penalty Given	Foul	Lineout	Maul	Offside	Ruck	Scrum	Tackles	Other	Open Play	Yellow Card	Red Card	Rucks 0-3 %	Scrum Played %
Wales v Georgia	18/11/17	L	29	5	1	1	4	3	7	8	0	0	1	0	50.5%	36.4%
Georgia v Tonga	24/11/18	W	22	1	0	6	3	3	3	5	1	0	2	0	40.7%	41.7%
Ireland v Georgia	29/11/20	L	24	0	0	0	3	11	8	0	1	0	0	0	59.2%	45.5%

MATCH OFFICIAL - OVERVIEW - LAST 5 YEARS

Mathieu Raynal



Fixtures	Date	Penalty Given	Foul	Lineout	Maul	Offside	Ruck	Scrum	Tackles	Other	Open Play	Yellow Card	Red Card	Rucks 0-3 %	Scrums Played %
Ireland v Scotland	01/02/20	23	1	0	0	2	0	2	15	3	3	0	0	62%	42%
Ireland v Wales	13/11/20	31	0	0	0	4	15	6	3	2	0	0	0	49%	33%
Ireland v Georgia	29/11/20	24	0	0	0	3	11	8	0	1	0	0	0	59%	45%
Italy v Ireland	27/02/21	28	0	0	3	5	12	5	0	1	0	2	0	72%	18%
Ireland v England	20/03/21	26	0	1	3	2	11	3	2	3	0	1	1	64%	45%
Romania v Argentina	03/07/21	32	0	0	8	3	8	6	1	2	0	3	0	55%	32%
Ireland v USA	10/07/21	22	0	1	3	5	11	0	2	0	0	0	1	62%	75%
South Africa v British & Irish Lions	07/08/21	27	0	0	3	2	11	6	4	1	0	0	0	48%	35%
Wales v New Zealand	30/10/21	21	0	0	1	2	9	2	3	3	0	1	0	62%	53%
England v Ireland	12/03/22	23	0	1	1	3	9	7	2	0	0	0	1	75%	9%
Argentina v Scotland	09/07/22	21	0	0	1	4	10	3	1	2	0	1	0	64%	67%
Australia v New Zealand	15/09/22	24	0	2	2	4	11	4	1	0	0	4	0	60%	45%
Ireland v Fiji	12/11/22	24	0	1	3	6	9	1	3	1	0	2	1	68%	67%
England v New Zealand	19/11/22	29	0	1	3	9	11	3	1	1	0	1	0	51%	46%
Wales v England	25/02/23	15	0	0	0	0	10	3	0	2	0	0	0	47%	53%
New Zealand v South Africa	15/07/23	20	0	0	1	3	11	3	2	0	0	0	0	67%	64%
Japan v Samoa	22/07/23	19	0	0	0	4	6	4	5	0	0	1	1	52%	58%
Ireland v Italy	05/08/23	23	0	0	3	4	10	3	2	1	0	1	0	62%	57%
Referee Average		24.0	0.1	0.4	1.9	3.6	9.7	3.8	2.6	1.3	0.2	0.9	0.3	60%	48%
All Competitions Average		23.0	0.2	0.6	1.7	3.3	9.6	3.6	2.2	1.4	0.0	1.2	0.2	60%	52%