

INSIGHTS PRESENTED BY Sage



# ***PREVIEW REPORT***

***ITALY - ROMANIA***

***SUMMER NATIONS SERIES 2023***

***WEEK 4***

***19/08/2023***





## ITALY vs ROMANIA

2023 SUMMER NATIONS SERIES



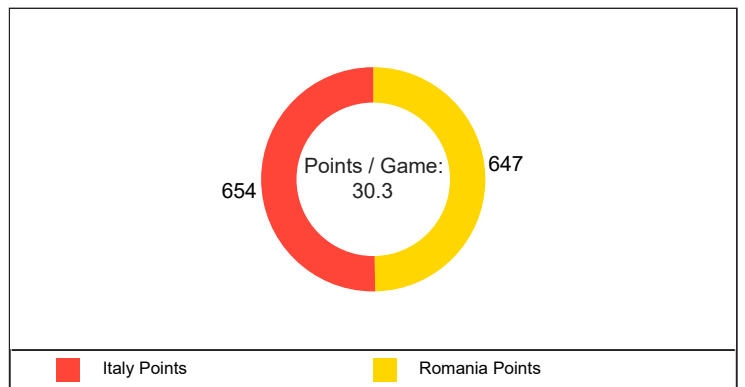
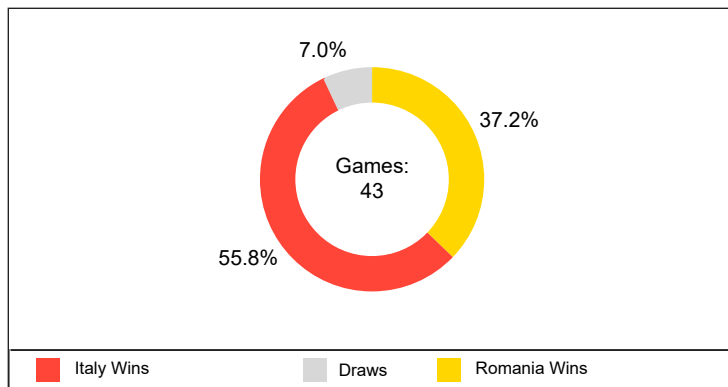
### OPTA FACTS

- Italy have won eight of their last nine Test matches against Romania (L1) including each of their last three and have not lost against the Oaks on home soil since April 1990 (9-16).
- Italy have lost each of their last eight Test matches after winning five in six previously (L1) – each of Italy's last six losses have come by margins of between 12 and 17 points, while they have failed to score a first-half try in each of their last four.
- Italy have lost each of their last four Test matches on home soil after winning two in a row previously – the team leading at half-time has gone on to win each of Italy's last 14 home matches.
- Romania have won just one of their last five Test matches (L4) and lost their most recent by a margin of 50 points (6-56 v Georgia), their largest margin of defeat since the 2011 Rugby World Cup (3-67 v England).
- Romania have lost each of their last three Test matches away from home after winning three in four previously (L1), however, their most recent win on the road came by a margin of 51 points (56-5 v Belgium in February), their biggest away win since June 2006 (58-0 v Ukraine).
- Italy are one of just two sides to have made 20+ turnover-winning tackles in Tier 1 Test rugby in 2023 (20, also Scotland), while only Wales (88) have registered dominant contact from more tackles than the Azzurri this year (81).
- Italy had the quickest average attacking ruck speed of any side in the 2023 Six Nations (3.02s), while Romania had the quickest average attacking ruck speed of any side in the 2023 Rugby Europe Championship (2.73).
- Romania averaged more possession per game than any other side in the 2023 Rugby Europe Championship (57.2%) and also made more carries per game than any other side in this year's Championship (121).
- Italy's Ange Capuozzo is one of just two players (also Duhan van der Merwe) to have beaten over five defenders per 80 minutes in Tier 1 Test rugby in 2023 (6.7, min. 200 minutes played), while teammate Paolo Garbisi has averaged more line break assists per 80 than any other player this year (1.5).
- Romania's Taylor Gontineac averaged a try every 26 minutes in this year's Rugby Europe Championship, scoring six in just 154 minutes, only Georgia's Aka Tabutsadze scored more (8); Gontineac was also one of just two players to beat 25+ defenders in the competition this year (30, also Rodrigo Marta - 35).

# HEAD TO HEAD

All Time

	Games	Italy Wins	Draws	Romania Wins
Overall:	43	24	3	16
Italy at Home:	20	16	1	3
Romania at Home:	18	3	2	13
Neutral Venue:	5	5	0	0



## LAST 10 MEETINGS

Year	Date	Team	Score	Opposition	Venue	Winner
2022	01/07/2022	Romania	13-45	Italy	Stadionul National Arcul de Triumf	Italy
2015	11/10/2015	Italy	32-22	Romania	Exeter	Italy
2007	12/09/2007	Italy	24-18	Romania	Marseille	Italy
2004	26/06/2004	Romania	25-24	Italy	Bucharest	Romania
2002	28/09/2002	Italy	25-17	Romania	Parma	Italy
2000	18/11/2000	Italy	37-17	Romania	Benevento	Italy
1997	26/10/1997	Italy	55-32	Romania	Tarbes	Italy
1995	21/10/1995	Italy	40-3	Romania	Buenos Aires	Italy
1994	01/10/1994	Italy	24-6	Romania	Catania	Italy
1994	14/05/1994	Romania	26-12	Italy	Bucharest	Romania

# RESULTS

Since 2022/23

ITALY								
Date	Opponent	Comp	H/A	Result	F	A	TF	TA
05/11/2022	Samoa	Autumn Nations Series	H	W	49	17	6	3
12/11/2022	Australia	Autumn Nations Series	H	W	28	27	3	4
19/11/2022	South Africa	Autumn Nations Series	H	L	21	63	2	9
05/02/2023	France	Six Nations	H	L	24	29	2	4
12/02/2023	England	Six Nations	A	L	14	31	2	5
25/02/2023	Ireland	Six Nations	H	L	20	34	2	5
11/03/2023	Wales	Six Nations	H	L	17	29	2	4
18/03/2023	Scotland	Six Nations	A	L	14	26	1	4
29/07/2023	Scotland	Summer Nations Series	A	L	13	25	1	3
05/08/2023	Ireland	Summer Nations Series	A	L	17	33	2	5
<b>Average</b>					<b>21.7</b>	<b>31.4</b>	<b>2.3</b>	<b>4.6</b>

ROMANIA								
Date	Opponent	Comp	H/A	Result	F	A	TF	TA
04/02/2023	Poland	Rugby Europe Championship	H	W	67	27	11	3
11/02/2023	Belgium	Rugby Europe Championship	A	W	56	5	8	1
19/02/2023	Portugal	Rugby Europe Championship	A	L	20	38	2	5
05/03/2023	Georgia	Rugby Europe Championship	A	L	7	31	1	4
19/03/2023	Spain	Rugby Europe Championship	A	W	31	25	4	3
05/08/2023	USA	Summer Nations Series	H	L	17	31	3	5
12/08/2023	Georgia	Summer Nations Series	A	L	6	56	0	8
<b>Average</b>					<b>29.1</b>	<b>30.4</b>	<b>4.1</b>	<b>4.1</b>

# FORM-ITALY

All Competitions

ITALY						
Record	Date	Opponent	Comp	Score	Days Since	Games Since
Last Win	12/11/2022	Australia	Autumn Nations Series	28-27	276	8
Last Loss	05/08/2023	Ireland	Summer Nations Series	17-33	10	0
Last Home Win	12/11/2022	Australia	Autumn Nations Series	28-27	276	8
Last Home Loss	11/03/2023	Wales	Six Nations	17-29	157	3
Last Away Win	01/07/2022	Romania	International	45-13	410	11
Last Away Loss	05/08/2023	Ireland	Summer Nations Series	17-33	10	0

ROMANIA						
Record	Date	Opponent	Comp	Score	Days Since	Games Since
Last Win	19/03/2023	Spain	Rugby Europe Championship	31-25	149	2
Last Loss	12/08/2023	Georgia	Summer Nations Series	6-56	3	0
Last Home Win	04/02/2023	Poland	Rugby Europe Championship	67-27	192	6
Last Home Loss	05/08/2023	USA	Summer Nations Series	17-31	10	1
Last Away Win	19/03/2023	Spain	Rugby Europe Championship	31-25	149	2
Last Away Loss	12/08/2023	Georgia	Summer Nations Series	6-56	3	0

# LAST MEETING - STATISTICS

## Romania 13-45 Italy (2022-07-01 - International)

Romania		Italy
1	Tries	7
1	Conversions	5
2	Penalty Goals	0
79	Ball Carries	102
5	Offloads	7
2	Line Breaks	9
10	Defenders Beaten	31
346	Carry Metres	828
138	Total Tackles	106
31	Missed Tackle	10
2	Turnovers Won	5
3	Turnover Conceded	12
11	Lineouts Won	17
2	Lineouts Lost	3
15	Total Penalties Conceded	11
17	Kicks in Play	16

#	Player	Minutes Played	Tries	Points	Ball Carries	Defenders Beaten	Tackles	Tackles - Success	Turnovers Won	Pens Conceded
15	Marius Simionescu	80	0	0	9	1	2	2	0	0
14	Mihai Lamboiu	80	0	0	3	0	5	4	0	0
13	Taylor Gontineac	58	0	0	5	2	5	5	1	0
12	Hinckley Vaovasa	62	0	0	6	2	6	6	0	0
11	Adrian Apostol	80	0	0	8	2	6	3	1	4
10	Florin Vlaicu	48	0	6	1	1	6	3	0	0
9	Gabriel Rupanu	52	0	0	0	0	5	3	0	0
1	Vasile Balan	47	0	0	3	0	4	3	0	1
2	Tudor Butnariu	45	0	0	3	0	2	2	0	1
3	Victor Leon	47	0	0	3	0	5	3	0	1
4	Marius Iftimiciuc	80	0	0	6	0	8	3	0	1
5	Marius Antonescu	80	0	0	6	1	8	6	0	0
6	Vlad Neculau	71	0	0	4	0	10	7	0	3
7	Dragos Ser	42	0	0	2	0	7	7	0	0
8	Mihai Macovei	80	0	0	6	0	17	16	0	1
16	Iulian Hartig	35	0	0	1	0	5	5	0	0
17	Alexandru Savin	33	1	5	2	0	5	4	0	2
18	Alex Gordas	33	0	0	1	0	7	7	0	0
19	Andrei Toader	18	0	0	1	0	2	2	0	0
20	Kamil Sobota	38	0	0	4	0	9	8	0	1
21	Florin Surugiu	28	0	0	2	0	3	1	0	0
22	Alexandru Bucur	32	0	2	1	1	10	6	0	0
23	Sioeli Lama	22	0	0	2	0	1	1	0	0



#	Player	Minutes	Tries	Points	Ball Carries	Defenders Beaten	Tackles	Tackles - Success	Turnovers Won	Pens Conceded
15	Ange Capuozzo	80	0	0	6	2	4	3	0	0
14	Pierre Bruno	80	0	0	8	5	4	4	0	0
13	Tommaso Menoncello	58	2	10	5	5	5	3	0	0
12	Marco Zanon	80	1	5	10	2	11	9	0	0
11	Edoardo Padovani	80	0	0	2	1	5	5	0	0
10	Tommaso Allan	80	1	15	6	3	5	4	0	0
9	Alessandro Garbisi	66	1	5	3	1	2	2	0	0
1	Ivan Nemer	80	0	0	5	2	6	6	1	3
2	Gianmarco Lucchesi	52	0	0	7	1	7	7	0	1
3	Simone Ferrari	52	0	0	1	0	6	6	0	0
4	Niccolo Cannone	64	1	5	8	1	7	7	1	1
5	Marco Fuser	52	0	0	4	0	5	4	0	1
6	Federico Ruzza	80	0	0	6	1	6	6	1	0
7	Manuel Zuliani	58	0	0	5	0	9	8	2	0
8	Toa Halafihi	51	0	0	6	2	4	4	0	1
16	Giacomo Nicotera	28	1	5	5	1	6	5	0	0
17	Cherif Traore	16	0	0	0	0	1	1	0	1
18	Ion Neculai	28	0	0	2	1	1	1	0	1
19	David Sisi	28	0	0	1	0	2	2	0	0
20	Michele Lamaro	22	0	0	2	0	3	3	0	2
21	Renato Giammarioli	29	0	0	8	1	4	3	0	0
22	Manfredi Albanese	14	0	0	0	0	2	2	0	0
23	Paolo Garbisi	22	0	0	2	2	1	1	0	0

# ***TEAM ANALYSIS***

## ***2023 INTERNATIONALS***

# TEAM ANALYSIS - MATCH AVERAGES

2023 INTERNATIONALS

		
17.0	Points	29.1
1.7	Tries	4.1
84.6%	Goal Kicking %	69.4%
122.3	Carries	110.7
727.7	Carry Metres	745.1
8.9	Opposition 22 Entries	10.3
1.5	Points / Opp 22 Entry	2.7
5.0	Line Breaks	6.4
22.0	Defenders Beaten	26.1
6.4	Offloads	5.9
181.9	Passes	147.3
19.7	Kicks From Hand	22.3
169.0	Tackles	99.1
23.4	Missed Tackles	17.3
86.1%	Tackle %	82.6%
10.7	Dominant Tackles	5.7
10.7	Pens Conceded	9.9
0.9	Yellow Cards	0.4
0	Red Cards (Total)	0
3.6	Turnovers Won	4.1
11.9	Turnovers Conceded	12.1
87.4%	Lineout Success %	79.8%
84.6%	Scrum Success %	88.4%
95.5%	Ruck Success %	95.8%
48.8%	Gainline Forward %	54.8%

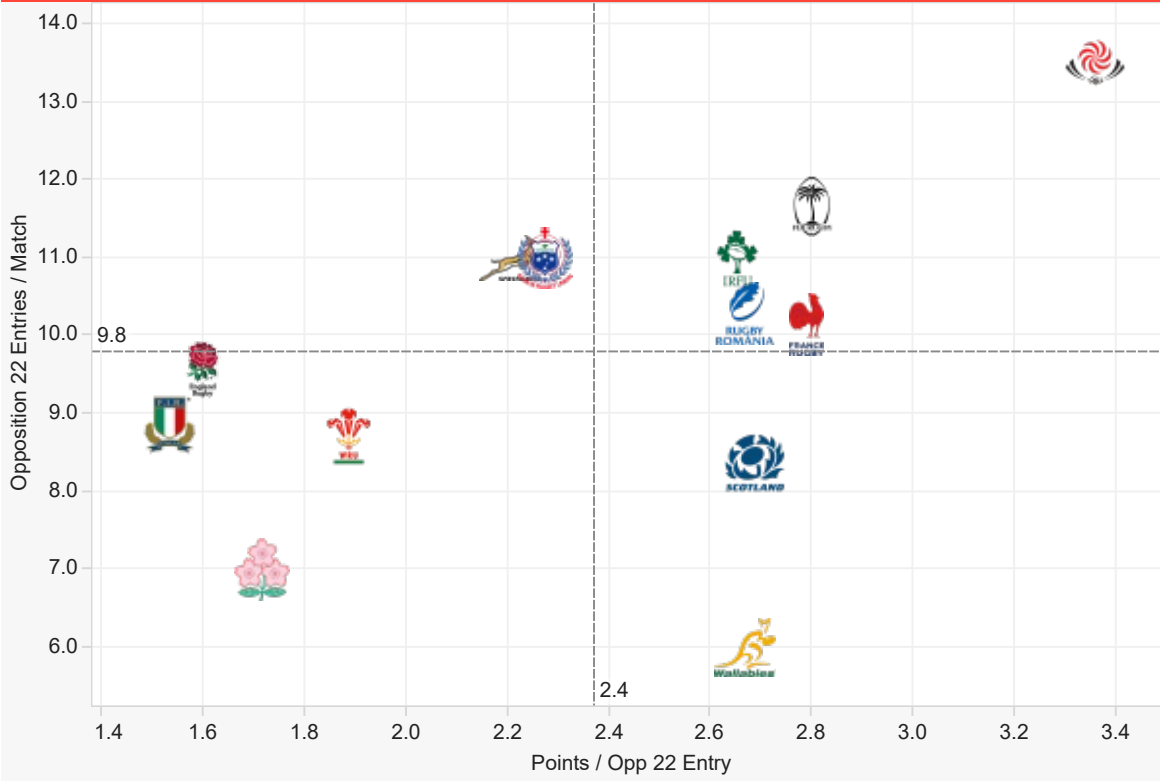
Ranking - Best to Worst

All stats are on a per match basis (unless stated otherwise)

# TEAM ANALYSIS - 22 ENTRIES

2023 INTERNATIONALS

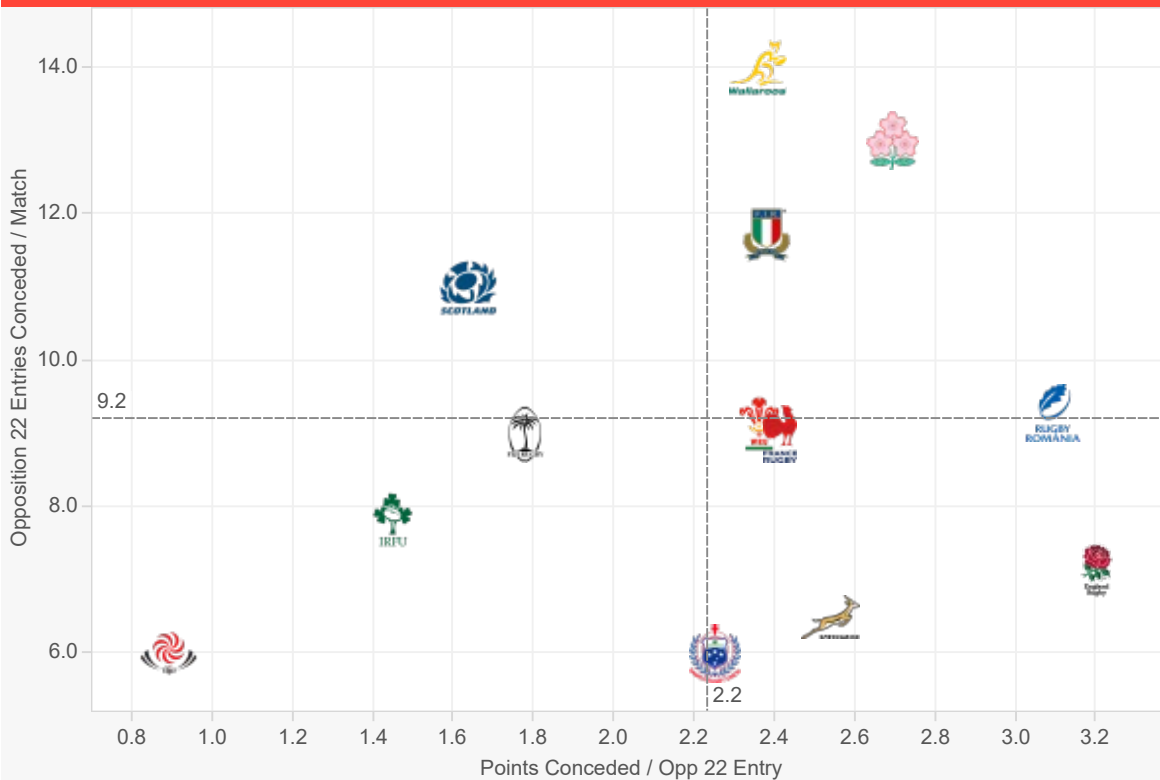
## 22 ENTRIES FOR



22 Entries / Match	
Georgia	13.5
Fiji	11.7
South Africa	11.0
Samoa	11.0
Ireland	11.0
Romania	10.3
France	10.1
England	9.6
Italy	8.9
Wales	8.7
Scotland	8.4
Japan	7.0
Australia	6.0

Points / Entry	
Georgia	3.4
Fiji	2.8
France	2.8
Scotland	2.7
Romania	2.7
Australia	2.7
Ireland	2.7
Samoa	2.3
South Africa	2.2
Wales	1.9
Japan	1.7
England	1.6
Italy	1.5

## 22 ENTRIES AGAINST



22 Entries Con. / Match	
Australia	14.0
Japan	13.0
Italy	11.7
Scotland	11.0
Romania	9.3
Wales	9.1
France	9.0
Fiji	9.0
Ireland	7.8
England	7.1
South Africa	6.5
Samoa	6.0
Georgia	6.0

Points Con / Entry	
England	3.2
Romania	3.1
Japan	2.7
South Africa	2.5
France	2.4
Italy	2.4
Wales	2.4
Australia	2.4
Samoa	2.3
Fiji	1.8
Scotland	1.6
Ireland	1.4
Georgia	0.9

# TEAM ANALYSIS - POINTS & TRIES

2023 INTERNATIONALS

	SCORED					CONCEDED				
	Total	1'-20'	21'-HT	HT-60'	61'-80'	Total	1'-20'	21'-HT	HT-60'	61'-80'
Argentina	80	6	23	18	33	118	38	21	27	32
Australia	70	36	3	7	24	124	18	31	30	45
England	121	30	34	27	30	165	23	35	50	57
Fiji	97	43	27	10	17	51	10	10	12	19
France	225	69	69	46	41	160	30	36	38	56
Georgia	274	66	64	59	85	47	14	9	10	14
Ireland	184	54	58	10	62	89	42	10	20	17
Italy	112	25	24	24	39	193	68	47	27	51
Japan	12	0	0	0	12	35	14	7	7	7
New Zealand	137	42	31	23	41	59	21	6	12	20
Samoa	53	3	15	21	14	42	20	19	3	0
Scotland	195	43	26	57	69	162	36	60	31	35
South Africa	95	21	17	27	30	81	28	16	6	31
Wales	107	28	13	45	21	175	50	36	43	46
<b>Total</b>	<b>1,762</b>	<b>466</b>	<b>404</b>	<b>374</b>	<b>518</b>	<b>1,501</b>	<b>412</b>	<b>343</b>	<b>316</b>	<b>430</b>

## TRIES PER PERIOD

	SCORED					CONCEDED				
	Total	1'-20'	21'-HT	HT-60'	61'-80'	Total	1'-20'	21'-HT	HT-60'	61'-80'
Argentina	9	0	2	2	5	16	5	3	4	4
Australia	9	5	0	1	3	16	2	4	4	6
England	13	2	4	3	4	21	2	4	7	8
Fiji	13	7	3	1	2	8	2	1	2	3
France	27	9	7	6	5	20	3	4	5	8
Georgia	41	9	10	9	13	5	1	0	2	2
Ireland	25	7	8	1	9	8	3	1	2	2
Italy	11	1	2	3	5	28	11	7	3	7
Japan	2	0	0	0	2	5	2	1	1	1
New Zealand	19	6	4	3	6	8	3	0	2	3
Samoa	7	0	2	3	2	4	3	1	0	0
Scotland	27	5	4	8	10	19	4	7	4	4
South Africa	12	2	2	4	4	9	3	1	0	5
Wales	13	3	1	6	3	20	4	3	6	7
<b>Total</b>	<b>228</b>	<b>56</b>	<b>49</b>	<b>50</b>	<b>73</b>	<b>187</b>	<b>48</b>	<b>37</b>	<b>42</b>	<b>60</b>

	SCORED								CONCEDED							
	Total	Counter Attack	Free Kick	Lineout	Scrum	Start Half	Tap Penalty	Turnover	Total	Counter Attack	Free Kick	Lineout	Scrum	Start Half	Tap Penalty	Turnover
Argentina	9	0	0	5	1	0	3	0	16	3	1	5	3	0	1	3
Australia	9	3	0	1	1	0	1	3	18	3	0	12	2	0	0	1
England	14	2	0	8	1	0	2	1	22	4	0	11	4	0	0	3
Fiji	14	3	0	5	4	0	1	1	8	0	0	4	2	0	2	0
France	27	6	0	10	3	0	2	6	21	6	0	9	2	1	1	2
Georgia	42	2	0	21	4	2	3	10	5	0	0	3	0	0	1	1
Ireland	25	5	0	9	4	0	3	4	8	3	0	4	0	0	0	1
Italy	12	2	0	7	2	0	0	1	30	2	0	14	5	0	4	5
Japan	2	0	0	0	1	0	1	0	5	1	0	1	2	0	0	1
New Zealand	19	4	1	9	3	0	0	2	8	2	0	4	0	0	1	1
Samoa	7	0	0	2	2	0	2	1	4	1	0	2	0	0	1	0
Scotland	27	5	0	14	5	0	2	1	19	2	0	9	2	0	2	4
South Africa	14	2	0	9	1	0	0	2	9	1	0	3	1	0	2	2
Wales	15	1	0	9	1	1	0	3	20	4	0	10	3	0	2	1
<b>Total</b>	<b>236</b>	<b>35</b>	<b>1</b>	<b>109</b>	<b>33</b>	<b>3</b>	<b>20</b>	<b>35</b>	<b>193</b>	<b>32</b>	<b>1</b>	<b>91</b>	<b>26</b>	<b>1</b>	<b>17</b>	<b>25</b>

Max & Min values are highlighted per time-frame/phase/section

# ***PLAYER RANKINGS***

## **2023 INTERNATIONALS**

# PLAYER RANKINGS - POINTS

2023 INTERNATIONALS

## POINTS

		Games	Points	Minutes	Pens	Conv	Drop Goals	Tries	
1	T. Ramos	France	6	99	461	13	21	1	3
2	L. Matkava	Georgia	6	55	220	1	21	0	2
3	T. Allan	Italy	7	49	488	10	7	0	1
3	F. Russell	Scotland	6	49	480	6	13	0	1
3	E. Stella	Germany	5	49	378	10	7	0	1
6	A. Tabutsadze	Georgia	6	45	450	0	0	0	9
7	O. Farrell	England	6	37	417	9	5	0	0
8	R. Mo'unga	New Zealand	4	36	210	5	8	0	1
9	J. Sexton	Ireland	4	35	259	5	10	0	0
9	M. Libbok	South Africa	4	35	257	6	6	0	1

## GOAL KICKING (MADE)

		Games	Minutes	Goals	Misses	Pens	Pens Missed	Conv	Conv Missed	Goal Kicking %	
1	T. Ramos	France	6	461	34	5	13	2	21	3	87.2%
2	L. Matkava	Georgia	6	220	22	5	1	0	21	5	81.5%
3	F. Russell	Scotland	6	480	19	7	6	0	13	7	73.1%
4	T. Allan	Italy	7	488	17	4	10	2	7	2	81.0%
4	E. Stella	Germany	5	378	17	7	10	3	7	4	70.8%
6	J. Sexton	Ireland	4	259	15	2	5	0	10	2	88.2%
7	O. Farrell	England	6	417	14	8	9	2	5	6	63.6%
8	R. Mo'unga	New Zealand	4	210	13	3	5	0	8	3	81.3%
9	M. Libbok	South Africa	4	257	12	8	6	4	6	4	60.0%
9	W. Piotrowicz	Poland	5	331	12	5	7	3	5	2	70.6%

## GOAL KICKING (%)\*

		Games	Kicks	Made	Available Points	Points Scored	Expected Points	Pts Gained	Goal Kicking %	
1	Paolo Garbisi	Italy	2	5	5	13	13	9.9	3.1	100.0%
1	Marcus Smith	England	2	5	5	14	14	12.3	1.7	100.0%
1	Leigh Halfpenny	Wales	3	7	7	17	17	15.0	2.1	100.0%
1	Quade Cooper	Australia	2	6	6	14	14	8.6	5.4	100.0%
5	Johnny Sexton	Ireland	4	17	15	39	35	31.7	3.3	88.2%
6	Dan Biggar	Wales	4	8	7	18	15	15.5	-0.5	87.5%
7	Thomas Ramos	France	6	39	34	93	81	73.6	7.4	87.2%
8	D'Angelo Leuila	Samoa	1	7	6	17	14	12.9	1.1	85.7%
9	Emiliano Boffelli	Argentina	3	12	10	29	24	21.8	2.2	83.3%
10	Luka Matkava	Georgia	6	27	22	55	45	47.1	-2.1	81.5%

\*Minimum 5 Kicks at Goal



ITALY



ROMANIA

# PLAYER RANKINGS - TRIES

2023 INTERNATIONALS

## TRIES

		Games	Minutes Played	Tries	Tries / 80	
1	A. Tabutsadze	Georgia	6	450	9	1.6
2	D. Penaud	France	6	480	6	1.0
3	D. van der Merwe	Scotland	7	543	4	0.6
3	H. Jones	Scotland	7	556	4	0.6
3	B. Kinghorn	Scotland	8	355	4	0.9
3	K. Steyn	Scotland	7	549	4	0.6
3	G. Chkoidze	Georgia	5	213	4	1.5
8	C. Ollivon	France	6	436	3	0.6
8	T. Ramos	France	6	461	3	0.5
8	J. Lowe	Ireland	5	400	3	0.6
8	M. Sharikadze	Georgia	4	279	3	0.9
8	K. Arendse	South Africa	3	133	3	1.8
8	G. Tsutskiridze	Georgia	6	378	3	0.6
8	D. Graham	Scotland	2	152	3	1.6

## TRY ASSISTS

		Games	Minutes Played	Try Assists	Try Assists / 80	
1	A. Dupont	France	6	452	6	1.1
2	F. Russell	Scotland	6	480	5	0.8
3	D. McKenzie	New Zealand	2	129	4	2.5
3	O. Paine	Germany	5	315	4	1.0
3	R. Ntamack	France	6	422	4	0.8
6	T. Ramos	France	6	461	3	0.5
6	S. Kerevi	Australia	4	264	3	0.9
6	R. Webb	Wales	4	148	3	1.6
6	T. Allan	Italy	7	488	3	0.5
6	S. Tuipulotu	Scotland	7	517	3	0.5
6	G. Aprasidze	Georgia	5	161	3	1.5
6	T. Abzhandadze	Georgia	4	260	3	0.9
6	A. Tabutsadze	Georgia	6	450	3	0.5
6	D. Toala	Samoa	2	119	3	2.0

## TRY INVOLVEMENTS

		Games	Minutes Played	Try Involvements	% of Team Total	
1	A. Tabutsadze	Georgia	6	450	12	18.5%
2	D. Penaud	France	6	480	7	14.3%
3	T. Ramos	France	6	461	6	12.2%
3	D. van der Merwe	Scotland	7	543	6	12.2%
3	F. Russell	Scotland	6	480	6	12.2%
3	A. Dupont	France	6	452	6	12.2%
3	O. Paine	Germany	5	315	6	31.6%
3	R. Ntamack	France	6	422	6	12.2%
9	J. Lowe	Ireland	5	400	5	13.5%
9	H. Jones	Scotland	7	556	5	10.2%
9	B. Kinghorn	Scotland	8	355	5	10.2%
9	K. Steyn	Scotland	7	549	5	10.2%
9	D. Ninashvili	Georgia	4	309	5	9.4%
9	L. Matkava	Georgia	6	220	5	7.7%

 ITALY

 ROMANIA

# PLAYER RANKINGS - CARRIES

2023 INTERNATIONALS

## CARRIES

			Games	Total
1	F. Steward	England	7	79
2	F. Russell	Scotland	6	75
3	P. Schoeman	Scotland	7	71
4	D. van der Merwe	Scotland	7	68
4	S. Negri	Italy	6	68
6	C. Doris	Ireland	6	66
7	J. Brex	Italy	6	63
7	E. Genge	England	7	63
9	T. Allan	Italy	7	61
10	T. Faletau	Wales	5	60
10	A. Dupont	France	6	60
10	S. Tuipulotu	Scotland	7	60

			Minutes	Per 80*
1	T. Faletau	Wales	331	14.5
2	W. Jordan	New Zealand	240	14.0
3	S. Negri	Italy	391	13.9
4	P. Schoeman	Scotland	418	13.6
5	G. Alldritt	France	351	13.4
6	B. Aki	Ireland	268	13.4
7	S. McCloskey	Ireland	278	13.2
8	E. Genge	England	381	13.2
9	C. Doris	Ireland	411	12.8
10	A. Savea	New Zealand	320	12.8

## METRES

			Games	Total
1	D. van der Merwe	Scotland	7	717
2	B. Kinghorn	Scotland	8	650
3	F. Steward	England	7	635
4	H. Jones	Scotland	7	586
5	T. Ramos	France	6	568
6	H. Keenan	Ireland	5	564
7	J. Lowe	Ireland	5	535
8	A. Tabutsadze	Georgia	6	528
9	F. Russell	Scotland	6	496
10	D. Penaud	France	6	435

			Minutes	Per 80*
1	B. Kinghorn	Scotland	355	146.5
2	H. Keenan	Ireland	360	125.3
3	W. Jordan	New Zealand	240	116.2
4	J. Lowe	Ireland	400	107.1
5	D. van der Merwe	Scotland	543	105.6
6	A. Capuozzo	Italy	240	100.6
7	F. Steward	England	510	99.7
8	T. Ramos	France	461	98.6
9	L. Rees-Zammit	Wales	264	97.7
10	A. Tabutsadze	Georgia	450	93.8

## DEFENDERS BEATEN

			Games	Total
1	D. van der Merwe	Scotland	7	50
2	D. Penaud	France	6	30
3	D. Niniashvili	Georgia	4	23
4	H. Jones	Scotland	7	22
4	E. Dumortier	France	6	22
6	A. Tabutsadze	Georgia	6	21
7	B. Kinghorn	Scotland	8	20
7	A. Capuozzo	Italy	3	20
9	G. Fickou	France	6	19
10	K. Steyn	Scotland	7	17
10	F. Steward	England	7	17
10	L. Wolf	Germany	5	17
10	P. Zeszutek	Poland	5	17

			Minutes	Per 80*
1	D. van der Merwe	Scotland	543	7.4
2	A. Capuozzo	Italy	240	6.7
3	D. Niniashvili	Georgia	309	6.0
4	D. Penaud	France	480	5.0
5	B. Kinghorn	Scotland	355	4.5
6	A. Watson	England	256	4.1
7	O. Lawrence	England	296	4.1
8	V. Lobzhanidze	Georgia	278	4.0
9	W. Jordan	New Zealand	240	4.0
10	E. Dumortier	France	441	4.0

\*Minimum 240 minutes played



# PLAYER RANKINGS - PASSING

2023 INTERNATIONALS

## PASSES

			Games	Total
1	J. van Poortvliet	England	7	317
2	A. Dupont	France	6	315
3	B. White	Scotland	6	309
4	T. Williams	Wales	7	296
5	<b>S. Varney</b>	<b>Italy</b>	<b>5</b>	<b>283</b>
6	A. Smith	New Zealand	4	262
7	G. Bertranou	Argentina	4	259
8	O. Paine	Germany	5	236
9	F. Russell	Scotland	6	217
10	V. Lobzhanidze	Georgia	6	210

			Minutes	Per 80*
1	G. Bertranou	Argentina	248	83.5
2	<b>S. Varney</b>	<b>Italy</b>	<b>300</b>	<b>75.5</b>
3	B. White	Scotland	333	74.2
4	T. Williams	Wales	338	70.1
5	J. van Poortvliet	England	368	68.9
6	V. Lobzhanidze	Georgia	278	60.4
7	O. Paine	Germany	315	59.9
8	A. Dupont	France	452	55.8
9	F. Russell	Scotland	480	36.2
10	<b>P. Garbisi</b>	<b>Italy</b>	<b>312</b>	<b>32.1</b>

## PASSING ACCURACY\*\*

			Total	%
1	A. Smith	New Zealand	262	97.7%
2	T. Williams	Wales	296	97.6%
3	O. Paine	Germany	236	97.5%
4	G. Bertranou	Argentina	259	96.9%
5	J. van Poortvliet	England	317	96.8%
6	<b>S. Varney</b>	<b>Italy</b>	<b>283</b>	<b>96.8%</b>
7	A. Dupont	France	315	96.5%
8	B. White	Scotland	309	96.4%
9	V. Lobzhanidze	Georgia	210	95.7%
10	F. Russell	Scotland	217	91.7%

## BREAK ASSIST PASSES

			Games	Total
1	F. Russell	Scotland	6	7
1	M. Hansen	Ireland	5	7
3	<b>J. Brex</b>	<b>Italy</b>	<b>6</b>	<b>6</b>
3	<b>P. Garbisi</b>	<b>Italy</b>	<b>4</b>	<b>6</b>
5	O. Farrell	England	6	4
5	<b>T. Allan</b>	<b>Italy</b>	<b>7</b>	<b>4</b>
5	B. Kinghorn	Scotland	8	4
5	L. Matkava	Georgia	6	4
9	C. Ollivon	France	6	3
9	B. Aki	Ireland	5	3
9	D. McKenzie	New Zealand	2	3
9	A. Dupont	France	6	3
9	M. Sharikadze	Georgia	4	3
9	J. Barrett	New Zealand	3	3
9	R. Parkinson	Germany	3	3
9	R. Ntamack	France	6	3
9	S. Carreras	Argentina	4	3
9	M. Nawaqanitawase	Australia	3	3
9	S. Ravutaumada	Fiji	3	3

## OFFLOADS

			Games	Total
1	F. Russell	Scotland	6	16
2	<b>P. Bruno</b>	<b>Italy</b>	<b>6</b>	<b>10</b>
3	N. Tompkins	Wales	3	9
4	T. Faletau	Wales	5	8
5	L. Williams	Wales	4	7
5	A. Dupont	France	6	7
5	M. Nawaqanitawase	Australia	3	7
8	H. Jones	Scotland	7	6
8	B. Kinghorn	Scotland	8	6
8	M. Hansen	Ireland	5	6
8	W. Jordan	New Zealand	3	6
8	D. Niniashvili	Georgia	4	6

			Minutes	Per 80*
1	F. Russell	Scotland	480	2.7
2	M. Nawaqanitawase	Australia	240	2.3
3	<b>P. Bruno</b>	<b>Italy</b>	<b>379</b>	<b>2.1</b>
4	W. Jordan	New Zealand	240	2.0
5	L. Williams	Wales	281	2.0
6	T. Faletau	Wales	331	1.9
7	S. Ravutaumada	Fiji	240	1.7
8	D. Niniashvili	Georgia	309	1.6
9	B. Kinghorn	Scotland	355	1.4
10	<b>A. Capuozzo</b>	<b>Italy</b>	<b>240</b>	<b>1.3</b>

\*Minimum 240 minutes played \*\*Minimum 200 Passes



# PLAYER RANKINGS - KICKS

2023 INTERNATIONALS

## KICKS IN PLAY

			Games	Total
1	F. Russell	Scotland	6	85
2	A. Dupont	France	6	62
3	J. van Poortvliet	England	7	59
4	O. Farrell	England	6	53
5	T. Ramos	France	6	46
6	T. Williams	Wales	7	43
7	J. Gott	Belgium	4	40
8	V. Lobzhanidze	Georgia	6	39
8	R. Ntamack	France	6	39
10	T. Allan	Italy	7	35
10	B. White	Scotland	6	35

			Minutes	Per 80*
1	F. Russell	Scotland	480	14.2
2	J. van Poortvliet	England	368	12.8
3	V. Lobzhanidze	Georgia	278	11.2
4	A. Dupont	France	452	11.0
5	T. Williams	Wales	338	10.2
6	O. Farrell	England	417	10.2
7	J. Gott	Belgium	320	10.0
8	D. Biggar	Wales	282	9.4
9	B. White	Scotland	333	8.4
10	T. Ramos	France	461	8.0

## KICKING METRES

			Games	Total
1	F. Russell	Scotland	6	2,699
2	A. Dupont	France	6	1,948
3	O. Farrell	England	6	1,600
4	J. van Poortvliet	England	7	1,583
5	T. Ramos	France	6	1,528
6	R. Ntamack	France	6	1,526
7	J. Gott	Belgium	4	1,419
8	V. Lobzhanidze	Georgia	6	1,199
9	J. Lowe	Ireland	5	1,135
10	T. Williams	Wales	7	1,130

			Minutes	Per 80*
1	F. Russell	Scotland	480	449.8
2	J. Gott	Belgium	320	354.7
3	V. Lobzhanidze	Georgia	278	345.0
4	A. Dupont	France	452	344.8
5	J. van Poortvliet	England	368	344.2
6	O. Farrell	England	417	306.9
7	R. Ntamack	France	422	289.3
8	T. Williams	Wales	338	267.3
9	B. White	Scotland	333	266.8
10	T. Ramos	France	461	265.1

## METRES / KICKS IN PLAY\*\*

			Games	Avg*
1	Blair Kinghorn	Scotland	8	47.2
2	Freddie Steward	England	7	43.3
3	Romain Ntamack	France	6	39.1
4	Samu Kerevi	Australia	4	38.5
5	Hugo Keenan	Ireland	5	37.5
6	Jordan Gott	Belgium	4	35.5
7	James Lowe	Ireland	5	35.5
8	Davit Niniashvili	Georgia	4	35.4
9	Duncan Paia'aua	Samoa	3	34.3
10	Santiago Carreras	Argentina	4	33.7

\*Minimum 240 minutes played \*\*Minimum 2 Kicks / 80min



# PLAYER RANKINGS - LINEOUTS

2023 INTERNATIONALS

## LINEOUTS WON (INC. STEALS)

		Games	Total
1	F. Ruzza (Italy)	7	51
2	R. Gray (Scotland)	6	25
3	B. Saghinadze (Georgia)	5	24
4	M. Kruzycki (Poland)	5	23
5	M. Itoje (England)	6	20
5	A. Beard (Wales)	6	20
7	N. Cheishvili (Georgia)	5	19
7	J. Gonzalez (Argentina)	4	19
9	I. Henderson (Ireland)	5	18
9	J. Ryan (Ireland)	5	18
9	T. Flament (France)	6	18
9	O. Chessum (England)	4	18
9	O. Stein (Germany)	5	18

		Minutes	Per 80*
1	F. Ruzza (Italy)	560	7.3
2	M. Kruzycki (Poland)	332	5.5
3	R. Gray (Scotland)	380	5.3
4	J. Gonzalez (Argentina)	301	5.0
5	N. Frost (Australia)	240	5.0
6	B. Saghinadze (Georgia)	390	4.9
7	O. Chessum (England)	320	4.5
8	J. Tipuric (Wales)	294	4.4
9	N. Cheishvili (Georgia)	362	4.2
10	P. O'Mahony (Ireland)	277	4.0

## LINEOUT STEALS

		Games	Total
1	J. Ryan (Ireland)	5	5
1	B. Saghinadze (Georgia)	5	5
3	R. Meli Derenalagi (Fiji)	2	4
4	R. Gray (Scotland)	6	3
4	S. Ferreira (Germany)	4	3
4	F. Ruzza (Italy)	7	3
4	N. Frost (Australia)	3	3
4	T. Vaa'i (New Zealand)	3	3
4	M. Kruzycki (Poland)	5	3
10	J. George (England)	6	2
10	C. Lawes (England)	2	2
10	J. Tipuric (Wales)	4	2
10	G. Gilchrist (Scotland)	5	2
10	G. Turner (Scotland)	7	2
10	J. Moore (Japan)	3	2

		Minutes	Per 80*
1	B. Saghinadze (Georgia)	390	1.0
2	J. Ryan (Ireland)	400	1.0
2	N. Frost (Australia)	240	1.0
4	S. Ferreira (Germany)	309	0.8
5	M. Kruzycki (Poland)	332	0.7
6	J. Cornelsen (Japan)	240	0.7
7	R. Gray (Scotland)	380	0.6
8	G. Gilchrist (Scotland)	263	0.6
9	J. Tipuric (Wales)	294	0.5
10	J. Gonzalez (Argentina)	301	0.5

## LINEOUT THROWS WON

		Games	Total
1	J. George (England)	6	64
2	G. Turner (Scotland)	7	63
3	G. Nicotera (Italy)	6	58
4	K. Owens (Wales)	5	48
5	J. Montoya (Argentina)	4	44
6	J. Marchand (France)	6	43
7	G. Buczek (Poland)	4	41
8	S. Mamukashvili (Georgia)	5	37
9	G. Chkoidze (Georgia)	5	34
10	D. Sheehan (Ireland)	4	33

## LINEOUT SUCCESS RATE\*\*

		Games	Total*
1	J. Montoya (Argentina)	4	93.6%
2	J. George (England)	6	92.8%
3	G. Turner (Scotland)	7	91.3%
4	G. Nicotera (Italy)	6	89.2%
5	J. Marchand (France)	6	87.8%
6	K. Owens (Wales)	5	87.3%
7	G. Buczek (Poland)	4	78.8%
8	A. Cuffolo (Belgium)	5	72.7%

\*Minimum 240 minutes played \*\*Minimum 2 lineout throws / 80



ITALY



ROMANIA

# PLAYER RANKINGS - TACKLES & TURNOVERS

2023 INTERNATIONALS

## SUCCESSFUL TACKLES

			Games	Total
1	M. Fagerson	Scotland	7	105
2	T. Flament	France	6	87
3	C. Ollivon	France	6	85
4	L. Cannone	Italy	7	80
5	G. Nicotera	Italy	6	79
6	L. Ludlam	England	6	77
7	M. Itoje	England	6	73
8	G. Fickou	France	6	72
9	F. Ruzza	Italy	7	71
10	D. Fischetti	Italy	7	69

			Minutes	Per 80*
1	J. Willis	England	248	20.3
2	J. Morgan	Wales	272	19.7
3	M. Fagerson	Scotland	473	17.8
4	G. Nicotera	Italy	361	17.5
5	J. Gray	Scotland	240	17.0
6	R. Valetini	Australia	320	16.8
7	J. Tipuric	Wales	294	15.8
8	C. Ollivon	France	436	15.6
9	D. Jenkins	Wales	278	15.5
10	L. Cannone	Italy	422	15.2

## DOMINANT TACKLES

			Games	Total
1	D. Fischetti	Italy	7	11
2	B. Saghinadze	Georgia	5	9
3	J. Tipuric	Wales	4	8
3	L. Ludlam	England	6	8
3	J. Morgan	Wales	4	8
6	M. Itoje	England	6	7
6	S. Barrett	New Zealand	3	7
6	L. Cannone	Italy	7	7
9	A. Alaalatoa	Australia	3	6
9	J. Gray	Scotland	5	6

## TACKLE SUCCESS RATE\*\*

			Minutes	%*
1	K. Mikautadze	Georgia	324	100.0%
1	J. Dempsey	Scotland	372	100.0%
1	J. Gray	Scotland	240	100.0%
1	S. Barrett	New Zealand	240	100.0%
1	G. Gilchrist	Scotland	263	100.0%
1	J. Cornelsen	Japan	240	100.0%
1	W. Jordan	New Zealand	240	100.0%
8	J. Tipuric	Wales	294	98.3%
9	J. Ryan	Ireland	400	97.1%
10	T. Flament	France	463	96.7%

## TURNOVERS WON

			Games	Total
1	B. Saghinadze	Georgia	5	7
2	S. Kitshoff	South Africa	3	6
2	J. Ritchie	Scotland	6	6
2	C. Doris	Ireland	6	6
5	S. Ferreira	Germany	4	5
5	J. Ryan	Ireland	5	5
5	R. Meli Derenalagi	Fiji	2	5
5	M. Zuliani	Italy	6	5
5	G. Chkoidze	Georgia	5	5
5	D. Wolf	Germany	5	5
5	O. Stein	Germany	5	5

			Minutes	Per 80*
1	B. Saghinadze	Georgia	390	1.4
2	S. Ferreira	Germany	309	1.3
3	C. Doris	Ireland	411	1.2
4	J. Tipuric	Wales	294	1.1
5	M. Hendrickx	Belgium	300	1.1
6	O. Stein	Germany	394	1.0
7	S. Barrett	New Zealand	240	1.0
7	J. Ritchie	Scotland	480	1.0
7	J. Ryan	Ireland	400	1.0
7	N. Frost	Australia	240	1.0

\*Minimum 240 minutes played \*\*Minimum 5 tackles / 80



ITALY



ROMANIA

# PLAYER RANKINGS - DISCIPLINE

2023 INTERNATIONALS

## PENS CONCEDED

		Games	Total	
1	K. Sinckler	England	6	7
1	J. Berger	Belgium	4	7
1	R. Gray	Scotland	6	7
1	J. Dempsey	Scotland	7	7
1	J. Montoya	Argentina	4	7
1	A. Beard	Wales	6	7
1	E. Genge	England	7	7
1	M. Fagerson	Scotland	7	7
1	S. Falatea	France	6	7
1	L. Cannone	Italy	7	7
1	D. Niniashvili	Georgia	4	7
1	S. Taufui Halaifonua	Poland	4	7

		Minutes	Per 80*	
1	A. Porter	Ireland	363	2.9
2	J. Schroder	Germany	250	2.6
3	T. Fidler	Poland	300	2.4
4	Z. Fagerson	Scotland	301	2.4
5	D. Fischetti	Italy	381	2.3
6	S. Rodwell	Germany	313	2.3
7	S. Taufui Halaifonua	Poland	275	2.0
8	J. Renc	Germany	358	2.0
9	J. Montoya	Argentina	287	2.0
10	T. Faletau	Wales	331	1.9

## CARDS

		Games	Yellows	
1	L. Williams	Wales	4	2
1	L. Cannone	Italy	7	2
1	S. Abramishvili	Georgia	3	2
1	T. Deceuninck	Belgium	5	2
5	C. Ollivon	France	6	1
5	U. Atonio	France	4	1
5	J. Berger	Belgium	4	1
5	D. Porecki	Australia	4	1
5	D. de Allende	South Africa	2	1
5	R. Webb	Wales	4	1
5	S. Ferreira	Germany	4	1
5	F. Mostert	South Africa	2	1
5	S. Mamukashvili	Georgia	5	1
5	M. Sharikadze	Georgia	4	1
5	G. Turner	Scotland	7	1

		Games	Reds	
1	O. Farrell	England	6	1
1	P. Labuschagne	Japan	1	1
1	G. Gilchrist	Scotland	5	1
1	M. Leitch	Japan	1	1
1	Z. Fagerson	Scotland	5	1
1	M. Haouas	France	1	1
1	F. Steward	England	7	1
1	T. Deceuninck	Belgium	5	1

\*Minimum 240 minutes played



ITALY



ROMANIA