

INSIGHTS PRESENTED BY Sage



PREVIEW REPORT

ITALY - ROMANIA

SUMMER NATIONS SERIES 2023

WEEK 4

19/08/2023





ITALY vs ROMANIA

2023 SUMMER NATIONS SERIES



OPTA FACTS

- Italy have won eight of their last nine Test matches against Romania (L1) including each of their last three and have not lost against the Oaks on home soil since April 1990 (9-16).
- Italy have lost each of their last eight Test matches after winning five in six previously (L1) – each of Italy’s last six losses have come by margins of between 12 and 17 points, while they have failed to score a first-half try in each of their last four.
- Italy have lost each of their last four Test matches on home soil after winning two in a row previously – the team leading at half-time has gone on to win each of Italy’s last 14 home matches.
- Romania have won just one of their last five Test matches (L4) and lost their most recent by a margin of 50 points (6-56 v Georgia), their largest margin of defeat since the 2011 Rugby World Cup (3-67 v England).
- Romania have lost each of their last three Test matches away from home after winning three in four previously (L1), however, their most recent win on the road came by a margin of 51 points (56-5 v Belgium in February), their biggest away win since June 2006 (58-0 v Ukraine).
- Italy are one of just two sides to have made 20+ turnover-winning tackles in Tier 1 Test rugby in 2023 (20, also Scotland), while only Wales (88) have registered dominant contact from more tackles than the Azzurri this year (81).
- Italy had the quickest average attacking ruck speed of any side in the 2023 Six Nations (3.02s), while Romania had the quickest average attacking ruck speed of any side in the 2023 Rugby Europe Championship (2.73).
- Romania averaged more possession per game than any other side in the 2023 Rugby Europe Championship (57.2%) and also made more carries per game than any other side in this year’s Championship (121).
- Italy’s Ange Capuozzo is one of just two players (also Duhan van der Merwe) to have beaten over five defenders per 80 minutes in Tier 1 Test rugby in 2023 (6.7, min. 200 minutes played), while teammate Paolo Garbisi has averaged more line break assists per 80 than any other player this year (1.5).
- Romania’s Taylor Gontineac averaged a try every 26 minutes in this year’s Rugby Europe Championship, scoring six in just 154 minutes, only Georgia’s Aka Tabutsadze scored more (8); Gontineac was also one of just two players to beat 25+ defenders in the competition this year (30, also Rodrigo Marta - 35).

ITALY MATCH SQUAD DETAILS

2023 AUTUMN NATIONS SERIES



#	Player	Age	Height	Weight	Caps	Points	Tries
15	Ange Capuozzo	24	177	82	10	30	6
14	Paolo Odogwu	26	175	100	1	0	0
13	Juan Ignacio Brex	31	189	99	24	10	2
12	Luca Morisi	32	183	95	45	25	5
11	Monty Ioane	28	180	95	18	20	4
10	Paolo Garbisi	23	182	94	25	128	1
9	Alessandro Garbisi	21	174	83	5	5	1
1	Ivan Nemer	25	180	116	11	0	0
2	Giacomo Nicotera	27	183	102	13	5	1
3	Simone Ferrari	29	184	120	45	10	2
4	Niccolo Cannone	25	197	120	31	5	1
5	Dino Lamb	25	196	119	1	0	0
6	Sebastian Negri	29	195	110	46	10	2
7	Michele Lamaro	25	188	103	27	0	0
8	Toa Halafih	29	191	107	10	0	0
16	Hame Faiva	29	183	108	6	5	1
17	Federico Zani	34	178	110	22	10	2
18	Pietro Ceccarelli	31	184	123	27	0	0
19	Federico Ruzza	29	198	108	43	0	0
20	Lorenzo Cannone	22	190	102	10	10	2
21	Alessandro Fusco	23	185	88	14	10	2
22	Tommaso Allan	30	184	92	73	438	14
23	Lorenzo Pani	21	193	96	2	5	1

ROMANIA MATCH SQUAD DETAILS

2023 AUTUMN NATIONS SERIES

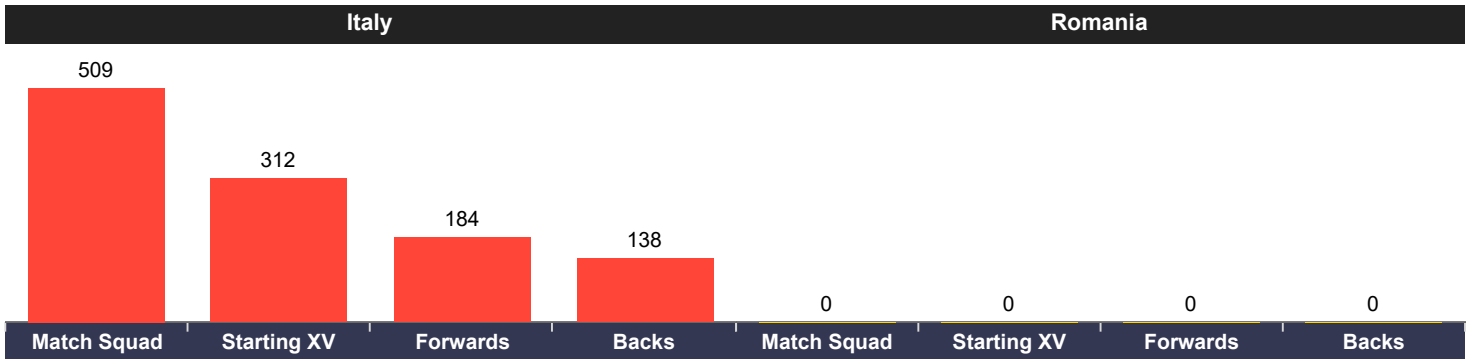


#	Player	Age	Height	Weight
15	Hinckley Vaovasa	24	180	87
14	Marius Simionescu	25	187	84
13	Jason Tomane	28	187	107
12	Taylor Gontineac	23	185	95
11	Nicolas Onutu	27	185	88
10	Mihai Muresan	20	173	81
9	Alin Conache	21	170	72
1	Iulian Hartig	24	179	105
2	Ovidiu Cojocaru	26	176	100
3	Alex Gordas	29	187	122
4	Adrian Motoc	27	197	114
5	Stefan Iancu	25	201	128
6	Damian Stratila	27	188	115
7	Vlad Neculau	25	191	99
8	Cristian Chirica	26	191	115
16	Florin Bardasu	31	173	91
17	Alexandru Savin	28	182	115
18	Gheorghe Gajion	30	190	122
19	Mihai Macovei	36	195	109
20	Dragos Ser	24	187	102
21	Florin Surugiu	38	169	71
22	Gabriel Pop	25	192	98
23	Tevita Manumua	30	187	107

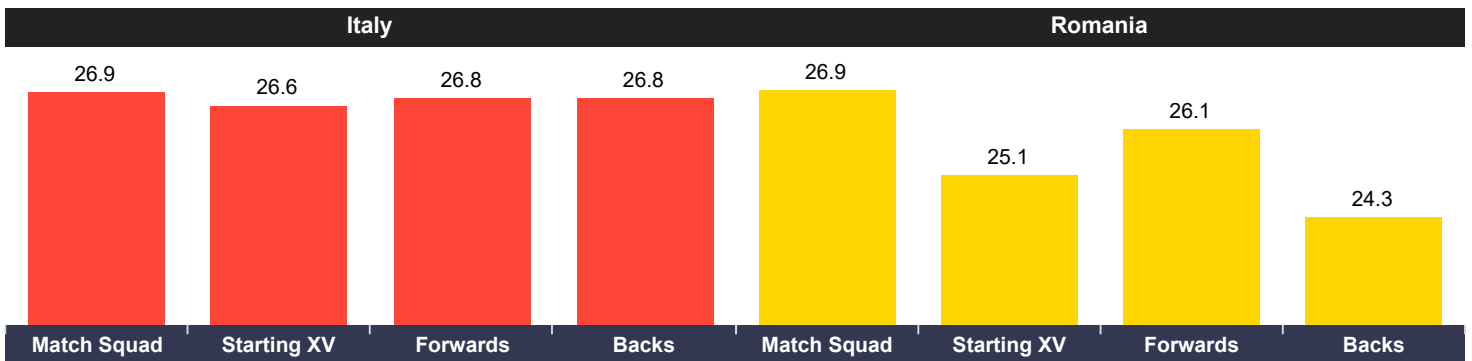
MATCH SQUAD - SQUAD COMPARISON

2023 AUTUMN NATIONS SERIES

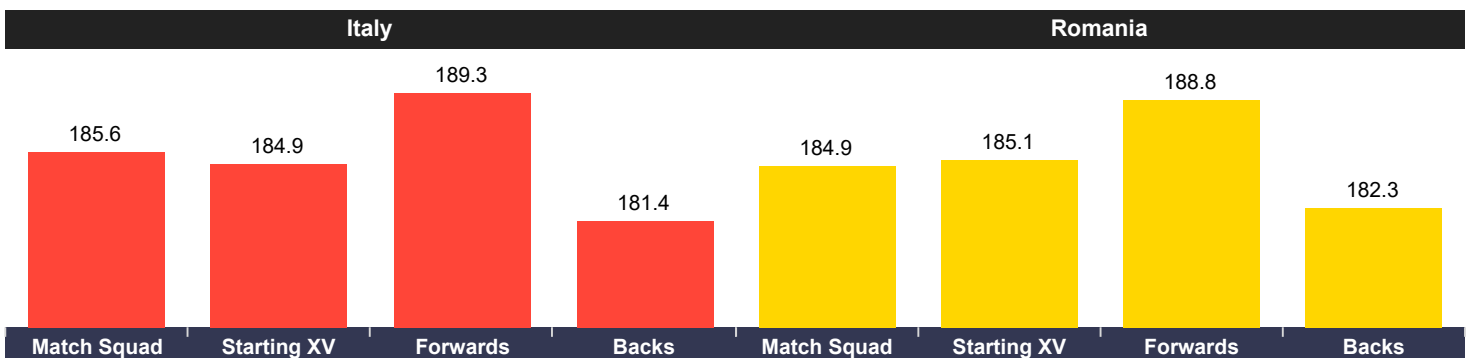
CAPS - TOTAL



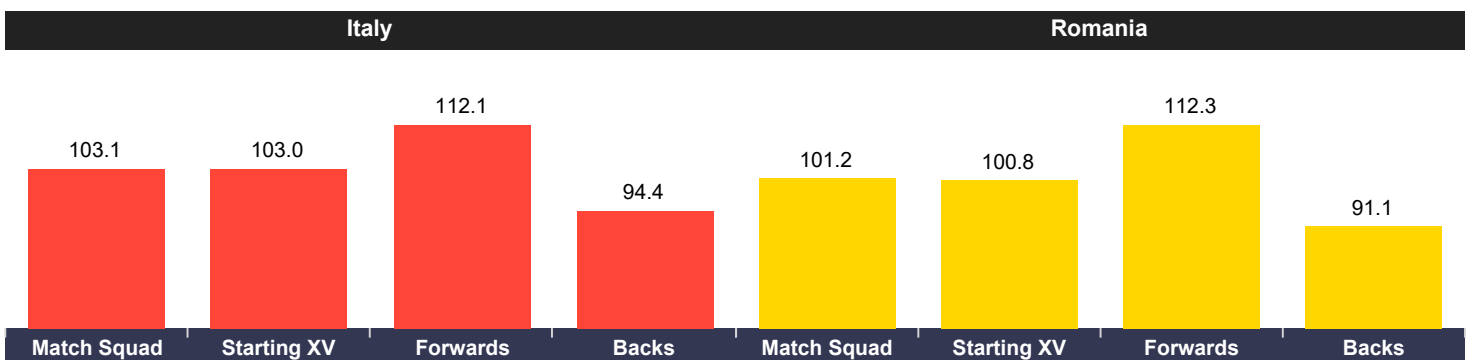
AGE - AVERAGES



HEIGHT - AVERAGES



WEIGHT - AVERAGES



LAST MATCH DETAILS

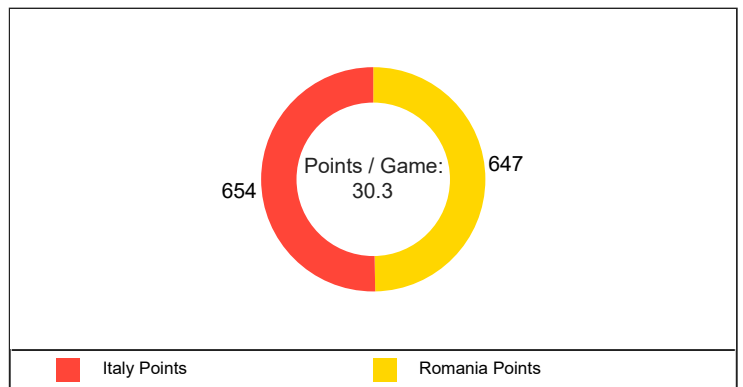
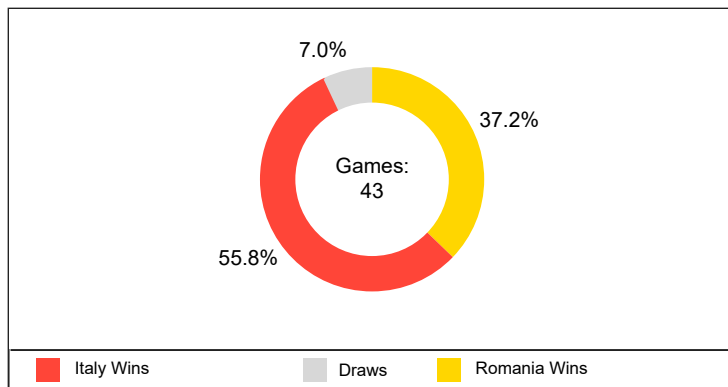
ITALY Summer Nations Series v Ireland (05/08/2023) 33-17 (L)								
#	Player	Minutes	Points	Tries	Ball Carries	Kicks	Tackles	Cards
15	Tommaso Allan	80	7	0	9	1	2	0
14	Paolo Odogwu	22	0	0	0	0	7	0
13	Juan Ignacio Brex	80	0	0	7	0	11	0
12	Tommaso Menoncello	75	5	1	11	2	14	0
11	Monty Ioane	80	0	0	3	0	4	0
10	Paolo Garbisi	80	0	0	5	5	10	0
9	Stephen Varney	41	0	0	3	4	5	0
1	Danilo Fischetti	50	0	0	1	1	12	1
2	Giacomo Nicotera	56	0	0	3	0	20	0
3	Marco Riccioni	10	0	0	0	0	3	0
4	Dino Lamb	45	0	0	3	0	10	0
5	Federico Ruzza	80	0	0	4	0	11	0
6	Sebastian Negri	74	0	0	10	0	16	0
7	Manuel Zuliani	40	0	0	1	0	18	0
8	Lorenzo Cannone	80	0	0	8	0	23	0
16	Luca Bigi	24	0	0	3	0	4	0
17	Paolo Buonfiglio	23	0	0	0	0	9	0
18	Simone Ferrari	70	0	0	4	0	11	0
19	Niccolo Cannone	35	0	0	1	0	11	0
20	Michele Lamaro	41	0	0	1	0	9	0
21	Giovanni Pettinelli	6	0	0	1	0	1	0
22	Alessandro Fusco	40	0	0	5	3	8	0
23	Lorenzo Pani	55	5	1	5	1	4	0
Team Total		-	17	2	88	17	223	1

ROMANIA Summer Nations Series v Georgia (12/08/2023) 56-6 (L)								
#	Player	Minutes	Points	Tries	Ball Carries	Kicks	Tackles	Cards
15	Ionel Melinte	50	6	0	4	5	3	0
14	Nicolae Onutu	80	0	0	11	3	10	0
13	Fonovai Tangimana	80	0	0	4	0	12	0
12	Taylor Gontineac	80	0	0	8	1	9	0
11	Sioeli Lama	41	0	0	3	0	0	0
10	Vladut Popa	41	0	0	7	4	1	0
9	Gabriel Rupanu	80	0	0	5	2	6	0
1	Vasile Balan	50	0	0	6	0	7	0
2	Tudor Butnariu	61	0	0	6	0	9	0
3	Costel Burtila	41	0	0	2	0	3	0
4	Adrian Motoc	61	0	0	3	0	8	0
5	Stefan Iancu	80	0	0	4	0	7	0
6	Florian Rosu	75	0	0	6	0	10	0
7	Dragos Ser	59	0	0	4	0	8	0
8	Andre Gorin	80	0	0	7	0	9	0
16	Rob Irimescu	19	0	0	2	0	4	0
17	Iulian Hartig	40	0	0	2	0	11	0
18	Thomas Cretu	30	0	0	1	0	2	0
19	Andrei Mahu	19	0	0	3	0	3	0
20	Damian Stratila	26	0	0	3	0	8	0
21	Vladu Bocanet	30	0	0	1	0	4	0
22	Tudor Boldor	40	0	0	3	5	2	0
23	Paul Popoaia	40	0	0	3	3	2	0
Team Total		-	6	0	98	23	138	0

HEAD TO HEAD

All Time

	Games	Italy Wins	Draws	Romania Wins
Overall:	43	24	3	16
Italy at Home:	20	16	1	3
Romania at Home:	18	3	2	13
Neutral Venue:	5	5	0	0



LAST 10 MEETINGS

Year	Date	Team	Score	Opposition	Venue	Winner
2022	01/07/2022	Romania	13-45	Italy	Stadionul National Arcul de Triumf	Italy
2015	11/10/2015	Italy	32-22	Romania	Exeter	Italy
2007	12/09/2007	Italy	24-18	Romania	Marseille	Italy
2004	26/06/2004	Romania	25-24	Italy	Bucharest	Romania
2002	28/09/2002	Italy	25-17	Romania	Parma	Italy
2000	18/11/2000	Italy	37-17	Romania	Benevento	Italy
1997	26/10/1997	Italy	55-32	Romania	Tarbes	Italy
1995	21/10/1995	Italy	40-3	Romania	Buenos Aires	Italy
1994	01/10/1994	Italy	24-6	Romania	Catania	Italy
1994	14/05/1994	Romania	26-12	Italy	Bucharest	Romania

RESULTS

Since 2022/23

ITALY								
Date	Opponent	Comp	H/A	Result	F	A	TF	TA
05/11/2022	Samoa	Autumn Nations Series	H	W	49	17	6	3
12/11/2022	Australia	Autumn Nations Series	H	W	28	27	3	4
19/11/2022	South Africa	Autumn Nations Series	H	L	21	63	2	9
05/02/2023	France	Six Nations	H	L	24	29	2	4
12/02/2023	England	Six Nations	A	L	14	31	2	5
25/02/2023	Ireland	Six Nations	H	L	20	34	2	5
11/03/2023	Wales	Six Nations	H	L	17	29	2	4
18/03/2023	Scotland	Six Nations	A	L	14	26	1	4
29/07/2023	Scotland	Summer Nations Series	A	L	13	25	1	3
05/08/2023	Ireland	Summer Nations Series	A	L	17	33	2	5
Average					21.7	31.4	2.3	4.6

ROMANIA								
Date	Opponent	Comp	H/A	Result	F	A	TF	TA
04/02/2023	Poland	Rugby Europe Championship	H	W	67	27	11	3
11/02/2023	Belgium	Rugby Europe Championship	A	W	56	5	8	1
19/02/2023	Portugal	Rugby Europe Championship	A	L	20	38	2	5
05/03/2023	Georgia	Rugby Europe Championship	A	L	7	31	1	4
19/03/2023	Spain	Rugby Europe Championship	A	W	31	25	4	3
05/08/2023	USA	Summer Nations Series	H	L	17	31	3	5
12/08/2023	Georgia	Summer Nations Series	A	L	6	56	0	8
Average					29.1	30.4	4.1	4.1

FORM-ITALY

All Competitions

ITALY						
Record	Date	Opponent	Comp	Score	Days Since	Games Since
Last Win	12/11/2022	Australia	Autumn Nations Series	28-27	278	8
Last Loss	05/08/2023	Ireland	Summer Nations Series	17-33	12	0
Last Home Win	12/11/2022	Australia	Autumn Nations Series	28-27	278	8
Last Home Loss	11/03/2023	Wales	Six Nations	17-29	159	3
Last Away Win	01/07/2022	Romania	International	45-13	412	11
Last Away Loss	05/08/2023	Ireland	Summer Nations Series	17-33	12	0

ROMANIA						
Record	Date	Opponent	Comp	Score	Days Since	Games Since
Last Win	19/03/2023	Spain	Rugby Europe Championship	31-25	151	2
Last Loss	12/08/2023	Georgia	Summer Nations Series	6-56	5	0
Last Home Win	04/02/2023	Poland	Rugby Europe Championship	67-27	194	6
Last Home Loss	05/08/2023	USA	Summer Nations Series	17-31	12	1
Last Away Win	19/03/2023	Spain	Rugby Europe Championship	31-25	151	2
Last Away Loss	12/08/2023	Georgia	Summer Nations Series	6-56	5	0

LAST MEETING - STATISTICS

Romania 13-45 Italy (2022-07-01 - International)

Romania		Italy
1	Tries	7
1	Conversions	5
2	Penalty Goals	0
79	Ball Carries	102
5	Offloads	7
2	Line Breaks	9
10	Defenders Beaten	31
346	Carry Metres	828
138	Total Tackles	106
31	Missed Tackle	10
2	Turnovers Won	5
3	Turnover Conceded	12
11	Lineouts Won	17
2	Lineouts Lost	3
15	Total Penalties Conceded	11
17	Kicks in Play	16

#	Player	Minutes Played	Tries	Points	Ball Carries	Defenders Beaten	Tackles	Tackles - Success	Turnovers Won	Pens Conceded
15	Marius Simionescu	80	0	0	9	1	2	2	0	0
14	Mihai Lamboiu	80	0	0	3	0	5	4	0	0
13	Taylor Gontineac	58	0	0	5	2	5	5	1	0
12	Hinckley Vaovasa	62	0	0	6	2	6	6	0	0
11	Adrian Apostol	80	0	0	8	2	6	3	1	4
10	Florin Vlaicu	48	0	6	1	1	6	3	0	0
9	Gabriel Rupanu	52	0	0	0	0	5	3	0	0
1	Vasile Balan	47	0	0	3	0	4	3	0	1
2	Tudor Butnariu	45	0	0	3	0	2	2	0	1
3	Victor Leon	47	0	0	3	0	5	3	0	1
4	Marius Iftimiciuc	80	0	0	6	0	8	3	0	1
5	Marius Antonescu	80	0	0	6	1	8	6	0	0
6	Vlad Neculau	71	0	0	4	0	10	7	0	3
7	Dragos Ser	42	0	0	2	0	7	7	0	0
8	Mihai Macovei	80	0	0	6	0	17	16	0	1
16	Iulian Hartig	35	0	0	1	0	5	5	0	0
17	Alexandru Savin	33	1	5	2	0	5	4	0	2
18	Alex Gordas	33	0	0	1	0	7	7	0	0
19	Andrei Toader	18	0	0	1	0	2	2	0	0
20	Kamil Sobota	38	0	0	4	0	9	8	0	1
21	Florin Surugiu	28	0	0	2	0	3	1	0	0
22	Alexandru Bucur	32	0	2	1	1	10	6	0	0
23	Sioeli Lama	22	0	0	2	0	1	1	0	0



#	Player	Minutes	Tries	Points	Ball Carries	Defenders Beaten	Tackles	Tackles - Success	Turnovers Won	Pens Conceded
15	Ange Capuozzo	80	0	0	6	2	4	3	0	0
14	Pierre Bruno	80	0	0	8	5	4	4	0	0
13	Tommaso Menoncello	58	2	10	5	5	5	3	0	0
12	Marco Zanon	80	1	5	10	2	11	9	0	0
11	Edoardo Padovani	80	0	0	2	1	5	5	0	0
10	Tommaso Allan	80	1	15	6	3	5	4	0	0
9	Alessandro Garbisi	66	1	5	3	1	2	2	0	0
1	Ivan Nemer	80	0	0	5	2	6	6	1	3
2	Gianmarco Lucchesi	52	0	0	7	1	7	7	0	1
3	Simone Ferrari	52	0	0	1	0	6	6	0	0
4	Niccolo Cannone	64	1	5	8	1	7	7	1	1
5	Marco Fuser	52	0	0	4	0	5	4	0	1
6	Federico Ruzza	80	0	0	6	1	6	6	1	0
7	Manuel Zuliani	58	0	0	5	0	9	8	2	0
8	Toa Halafihi	51	0	0	6	2	4	4	0	1
16	Giacomo Nicotera	28	1	5	5	1	6	5	0	0
17	Cherif Traore	16	0	0	0	0	1	1	0	1
18	Ion Neculai	28	0	0	2	1	1	1	0	1
19	David Sisi	28	0	0	1	0	2	2	0	0
20	Michele Lamaro	22	0	0	2	0	3	3	0	2
21	Renato Giammarioli	29	0	0	8	1	4	3	0	0
22	Manfredi Albanese	14	0	0	0	0	2	2	0	0
23	Paolo Garbisi	22	0	0	2	2	1	1	0	0

TEAM ANALYSIS

2023 INTERNATIONALS

TEAM ANALYSIS - MATCH AVERAGES

2023 INTERNATIONALS

		
17.0	Points	29.1
1.7	Tries	4.1
84.6%	Goal Kicking %	69.4%
122.3	Carries	110.7
727.7	Carry Metres	745.1
8.9	Opposition 22 Entries	10.3
1.5	Points / Opp 22 Entry	2.7
5.0	Line Breaks	6.4
22.0	Defenders Beaten	26.1
6.4	Offloads	5.9
181.9	Passes	147.3
19.7	Kicks From Hand	22.3
169.0	Tackles	99.1
23.4	Missed Tackles	17.3
86.1%	Tackle %	82.6%
10.7	Dominant Tackles	5.7
10.7	Pens Conceded	9.9
0.9	Yellow Cards	0.4
0	Red Cards (Total)	0
3.6	Turnovers Won	4.1
11.9	Turnovers Conceded	12.1
87.4%	Lineout Success %	79.8%
84.6%	Scrum Success %	88.4%
95.5%	Ruck Success %	95.8%
48.8%	Gainline Forward %	54.8%

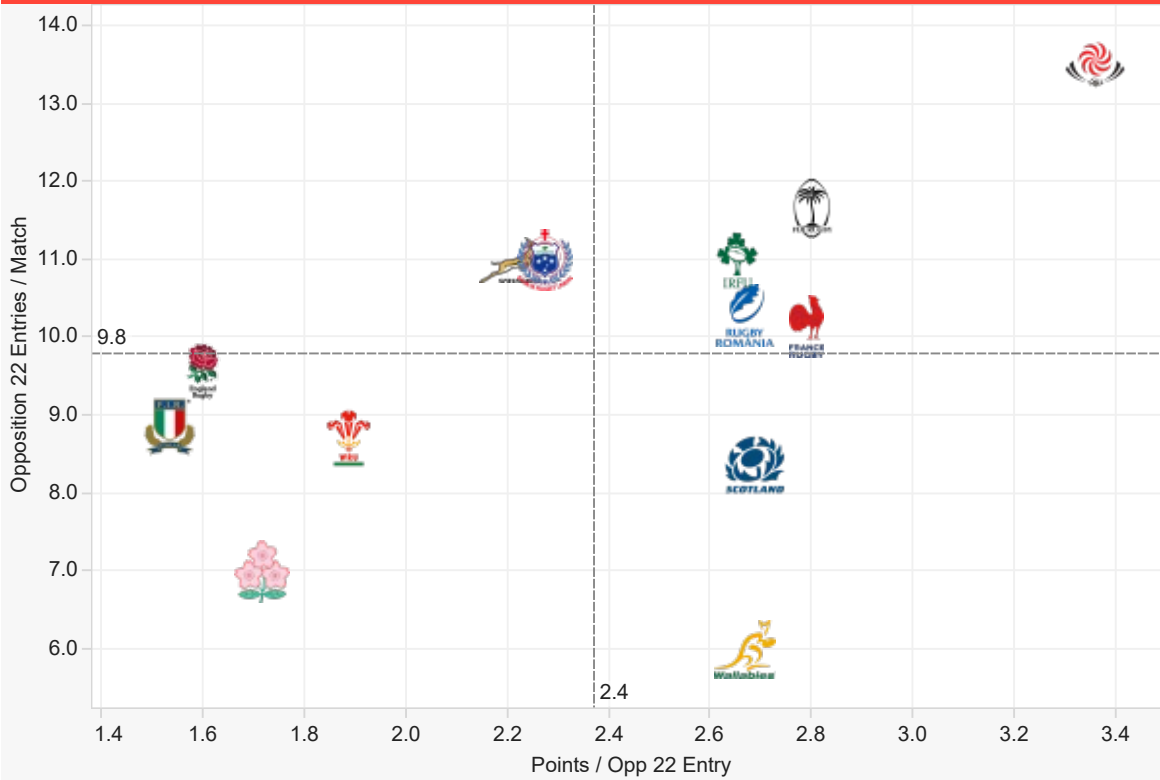
Ranking - Best to Worst

All stats are on a per match basis (unless stated otherwise)

TEAM ANALYSIS - 22 ENTRIES

2023 INTERNATIONALS

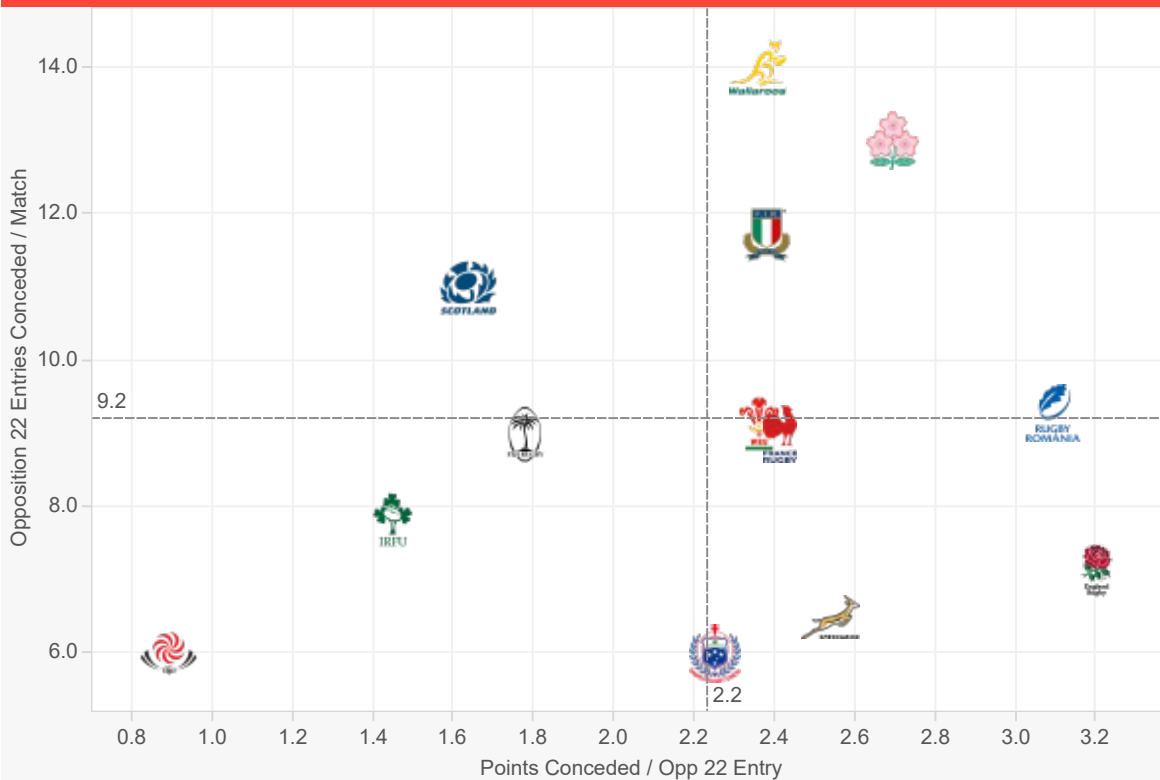
22 ENTRIES FOR



22 Entries / Match	
Georgia	13.5
Fiji	11.7
South Africa	11.0
Samoa	11.0
Ireland	11.0
Romania	10.3
France	10.1
England	9.6
Italy	8.9
Wales	8.7
Scotland	8.4
Japan	7.0
Australia	6.0

Points / Entry	
Georgia	3.4
Fiji	2.8
France	2.8
Scotland	2.7
Romania	2.7
Australia	2.7
Ireland	2.7
Samoa	2.3
South Africa	2.2
Wales	1.9
Japan	1.7
England	1.6
Italy	1.5

22 ENTRIES AGAINST



22 Entries Con. / Match	
Australia	14.0
Japan	13.0
Italy	11.7
Scotland	11.0
Romania	9.3
Wales	9.1
France	9.0
Fiji	9.0
Ireland	7.8
England	7.1
South Africa	6.5
Samoa	6.0
Georgia	6.0

Points Con / Entry	
England	3.2
Romania	3.1
Japan	2.7
South Africa	2.5
France	2.4
Italy	2.4
Wales	2.4
Australia	2.4
Samoa	2.3
Fiji	1.8
Scotland	1.6
Ireland	1.4
Georgia	0.9

TEAM ANALYSIS - POINTS & TRIES

2023 INTERNATIONALS

	SCORED					CONCEDED				
	Total	1'-20'	21'-HT	HT-60'	61'-80'	Total	1'-20'	21'-HT	HT-60'	61'-80'
Argentina	80	6	23	18	33	118	38	21	27	32
Australia	70	36	3	7	24	124	18	31	30	45
England	121	30	34	27	30	165	23	35	50	57
Fiji	97	43	27	10	17	51	10	10	12	19
France	225	69	69	46	41	160	30	36	38	56
Georgia	274	66	64	59	85	47	14	9	10	14
Ireland	184	54	58	10	62	89	42	10	20	17
Italy	112	25	24	24	39	193	68	47	27	51
Japan	12	0	0	0	12	35	14	7	7	7
New Zealand	137	42	31	23	41	59	21	6	12	20
Samoa	53	3	15	21	14	42	20	19	3	0
Scotland	195	43	26	57	69	162	36	60	31	35
South Africa	95	21	17	27	30	81	28	16	6	31
Wales	107	28	13	45	21	175	50	36	43	46
Total	1,762	466	404	374	518	1,501	412	343	316	430

TRIES PER PERIOD

	SCORED					CONCEDED				
	Total	1'-20'	21'-HT	HT-60'	61'-80'	Total	1'-20'	21'-HT	HT-60'	61'-80'
Argentina	9	0	2	2	5	16	5	3	4	4
Australia	9	5	0	1	3	16	2	4	4	6
England	13	2	4	3	4	21	2	4	7	8
Fiji	13	7	3	1	2	8	2	1	2	3
France	27	9	7	6	5	20	3	4	5	8
Georgia	41	9	10	9	13	5	1	0	2	2
Ireland	25	7	8	1	9	8	3	1	2	2
Italy	11	1	2	3	5	28	11	7	3	7
Japan	2	0	0	0	2	5	2	1	1	1
New Zealand	19	6	4	3	6	8	3	0	2	3
Samoa	7	0	2	3	2	4	3	1	0	0
Scotland	27	5	4	8	10	19	4	7	4	4
South Africa	12	2	2	4	4	9	3	1	0	5
Wales	13	3	1	6	3	20	4	3	6	7
Total	228	56	49	50	73	187	48	37	42	60

	SCORED								CONCEDED							
	Total	Counter Attack	Free Kick	Lineout	Scrum	Start Half	Tap Penalty	Turnover	Total	Counter Attack	Free Kick	Lineout	Scrum	Start Half	Tap Penalty	Turnover
Argentina	9	0	0	5	1	0	3	0	16	3	1	5	3	0	1	3
Australia	9	3	0	1	1	0	1	3	18	3	0	12	2	0	0	1
England	14	2	0	8	1	0	2	1	22	4	0	11	4	0	0	3
Fiji	14	3	0	5	4	0	1	1	8	0	0	4	2	0	2	0
France	27	6	0	10	3	0	2	6	21	6	0	9	2	1	1	2
Georgia	42	2	0	21	4	2	3	10	5	0	0	3	0	0	1	1
Ireland	25	5	0	9	4	0	3	4	8	3	0	4	0	0	0	1
Italy	12	2	0	7	2	0	0	1	30	2	0	14	5	0	4	5
Japan	2	0	0	0	1	0	1	0	5	1	0	1	2	0	0	1
New Zealand	19	4	1	9	3	0	0	2	8	2	0	4	0	0	1	1
Samoa	7	0	0	2	2	0	2	1	4	1	0	2	0	0	1	0
Scotland	27	5	0	14	5	0	2	1	19	2	0	9	2	0	2	4
South Africa	14	2	0	9	1	0	0	2	9	1	0	3	1	0	2	2
Wales	15	1	0	9	1	1	0	3	20	4	0	10	3	0	2	1
Total	236	35	1	109	33	3	20	35	193	32	1	91	26	1	17	25

Max & Min values are highlighted per time-frame/phase/section

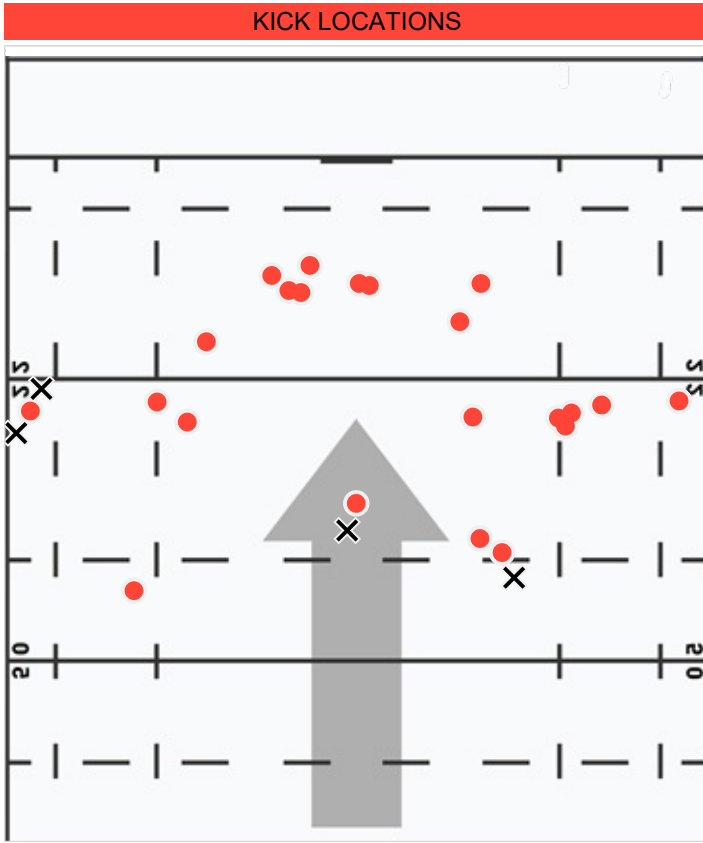


TEAM ANALYSIS

ITALY - 2023 INTERNATIONALS

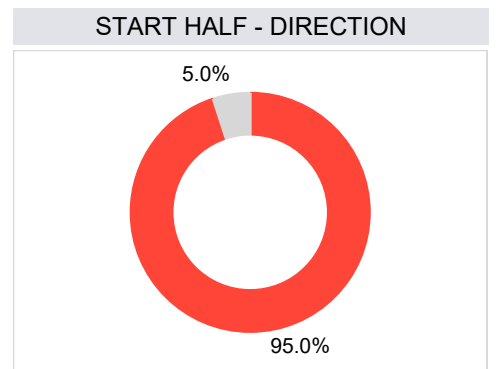
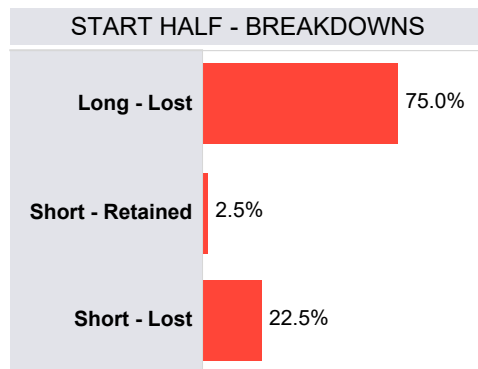
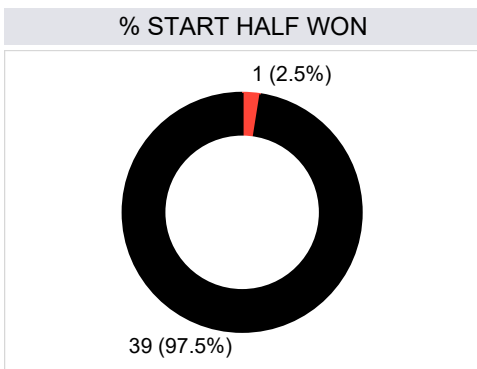

KICKING

ITALY - 2023 INTERNATIONALS



LAST 20 KICKS AT GOAL				
Opponent	Minute	Player	Pts Gained	
Ireland	3	Tommaso Allan	0.87	Pen Made
	52	Tommaso Allan	1.14	Conv Made
	70	Tommaso Allan	0.28	Conv Made
Scotland	26	Tommaso Allan	0.12	Pen Made
	42	Tommaso Allan	1.77	Pen Made
	63	Tommaso Allan	1.18	Conv Made
Scotland	4	Tommaso Allan	-2.49	Pen Missed
	8	Tommaso Allan	0.24	Pen Made
	16	Tommaso Allan	0.87	Pen Made
	64	Tommaso Allan	-0.90	Conv Missed
Wales	66	Paolo Garbisi	0.90	Pen Made
	16	Tommaso Allan	0.81	Pen Made
	44	Tommaso Allan	0.10	Conv Made
Ireland	68	Tommaso Allan	0.08	Conv Made
	8	Paolo Garbisi	0.70	Conv Made
	19	Paolo Garbisi	0.78	Pen Made
England	42	Paolo Garbisi	0.04	Conv Made
	56	Paolo Garbisi	0.66	Pen Made
	44	Tommaso Allan	0.12	Conv Made
France	64	Tommaso Allan	0.22	Conv Made
	14	Tommaso Allan	1.17	Pen Made
	23	Tommaso Allan	0.39	Pen Made
	33	Tommaso Allan	-0.72	Conv Missed
	42	Tommaso Allan	0.09	Pen Made
France	62	Tommaso Allan	0.42	Pen Made
	73	Tommaso Allan	-1.65	Pen Missed
	73	Tommaso Allan	-1.65	Pen Missed
Overall Points Gained			7.19	

KICKS AT GOAL



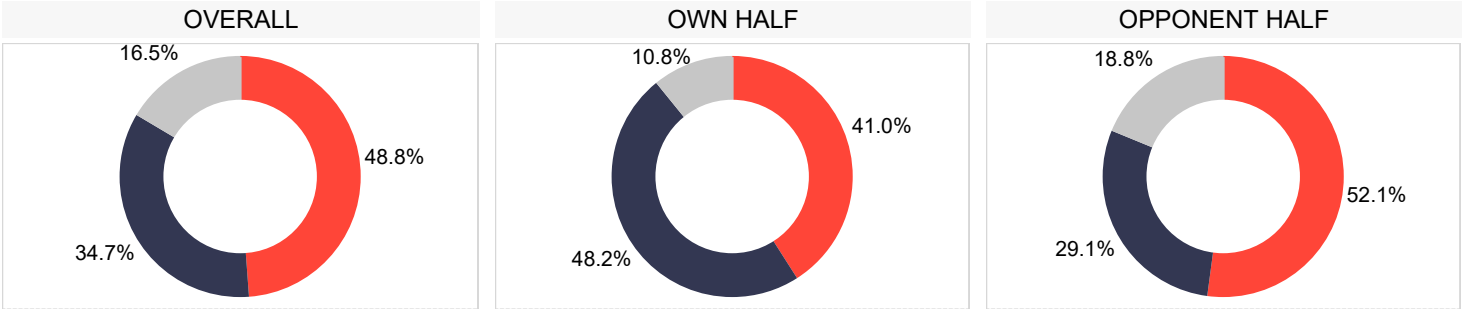
Won Lost

Right Split

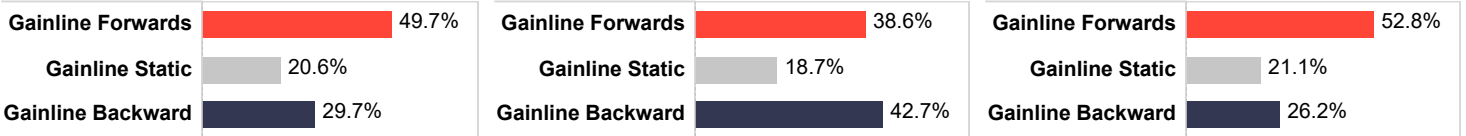
COLLISIONS

ITALY - 2023 INTERNATIONALS

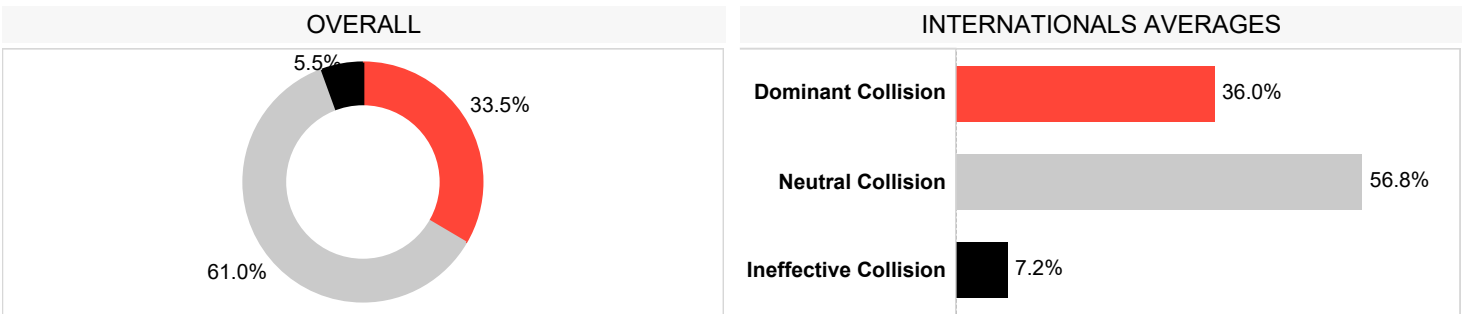
GAINLINE SUCCESS



INTERNATIONALS AVERAGES

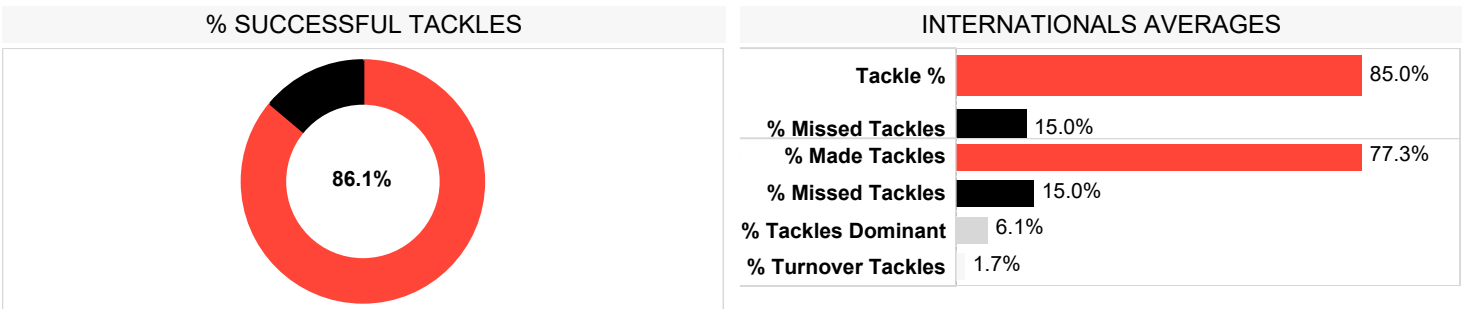


CARRIES INTO CONTACT*



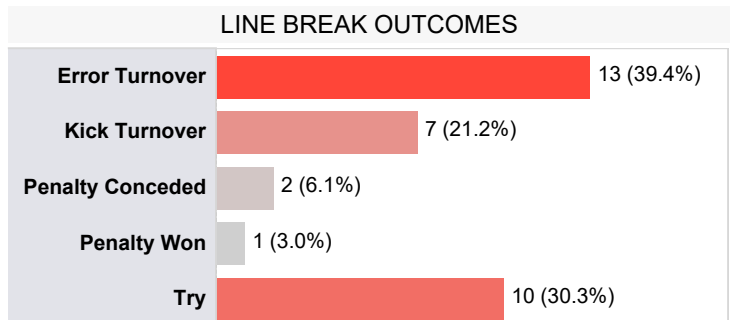
*dominance based on tackle outcome

TACKLES



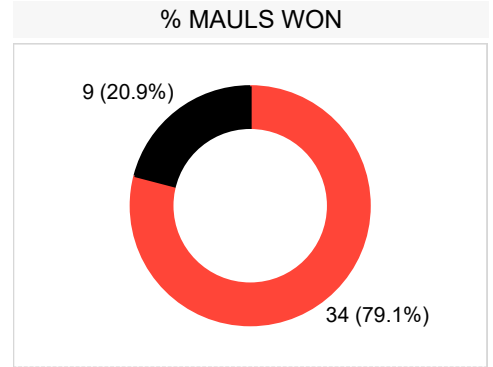
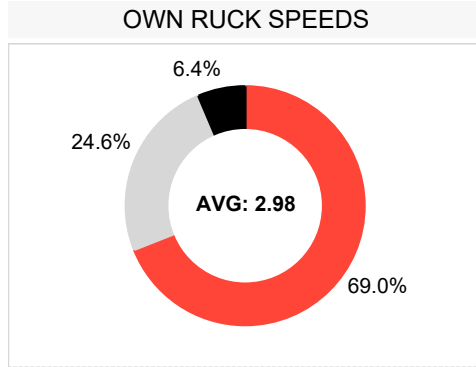
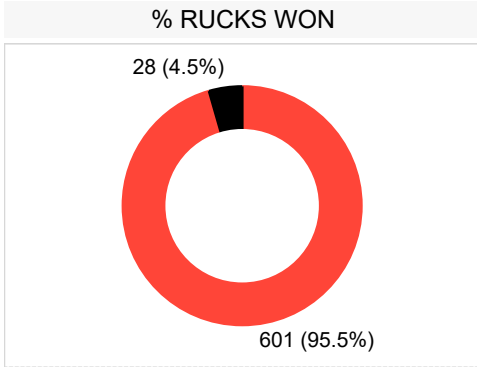
CARRIES & BREAKS

Line Breaks	35
Line breaks / match	5.0
Defenders Beaten	154
Defenders Beaten / match	22.0
Ball Carries	856.0
Carries / Match	122.3

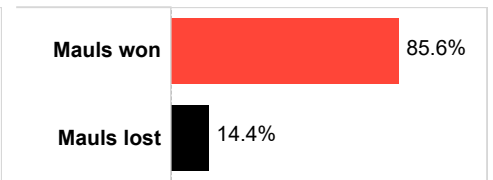
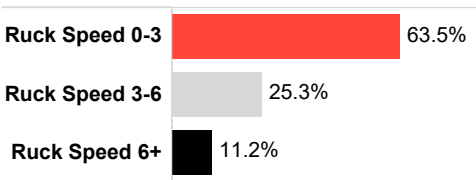
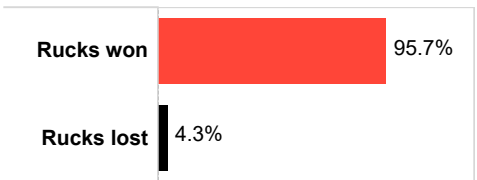


BREAKDOWN

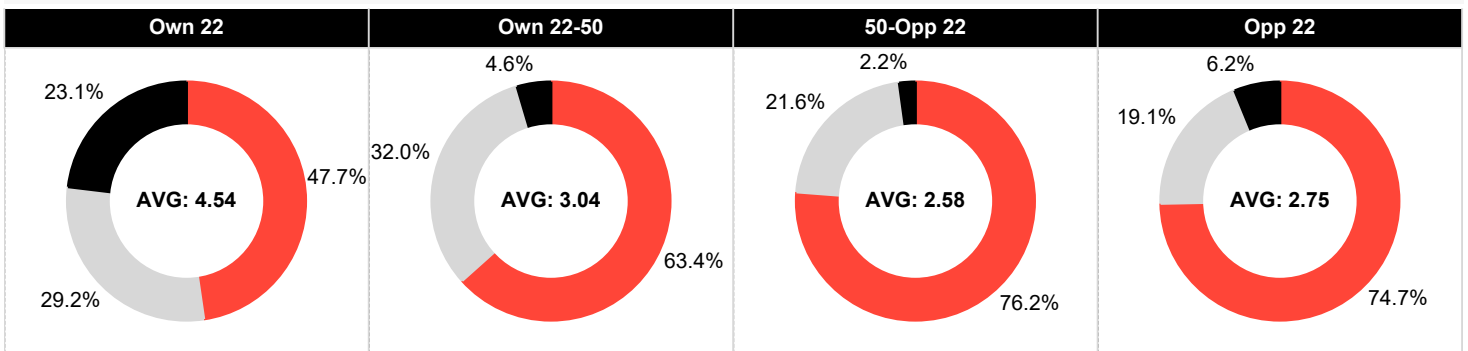
ITALY - 2023 INTERNATIONALS



INTERNATIONALS AVERAGES



RUCK SPEEDS - LOCATIONS



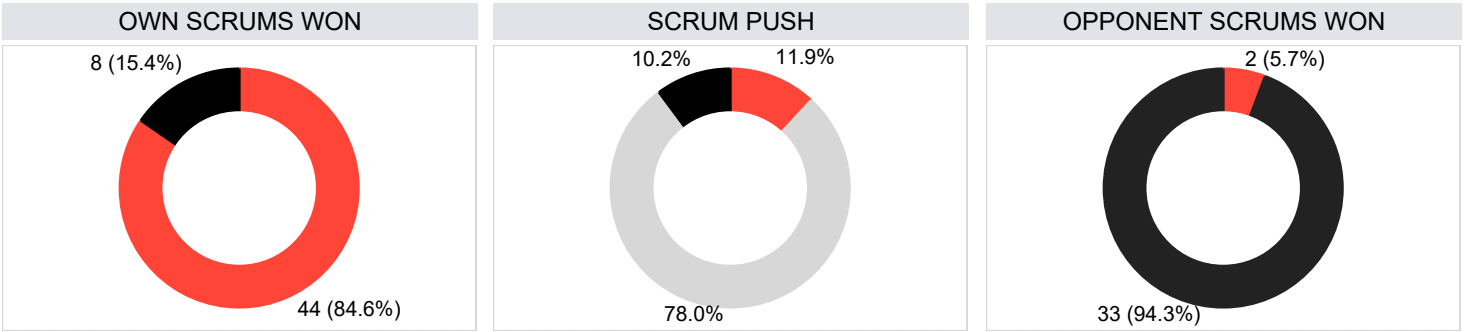
■ Ruck Speed 0-3
 ■ Ruck Speed 3-6
 ■ Ruck Speed 6+

Attacking Breakdown Arrivals			Defensive Breakdown Arrivals			Breakdown Steals		
1	Giacomo Nicotera	117	1	Giacomo Nicotera	48	1	Manuel Zuliani	5
2	Niccolo Cannone	113	2	Lorenzo Cannone	48	2	Danilo Fischetti	3
3	Michele Lamaro	99	3	Danilo Fischetti	29	3	Giacomo Nicotera	3
4	Danilo Fischetti	89	4	Federico Ruzza	28	4	Lorenzo Cannone	3
5	Federico Ruzza	81	5	Manuel Zuliani	28	Team Total		21

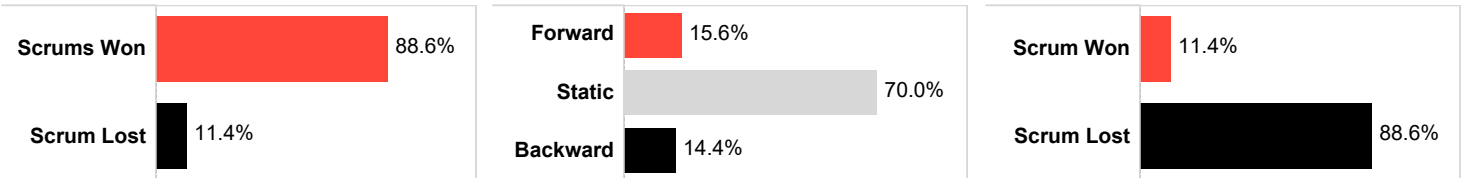
SET PIECE

ITALY - 2023 INTERNATIONALS

SCRUMS



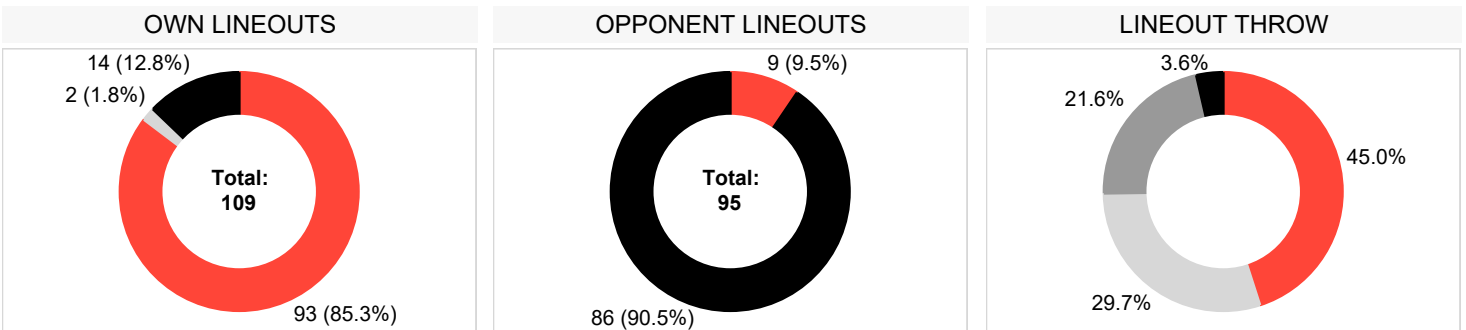
INTERNATIONALS AVERAGES



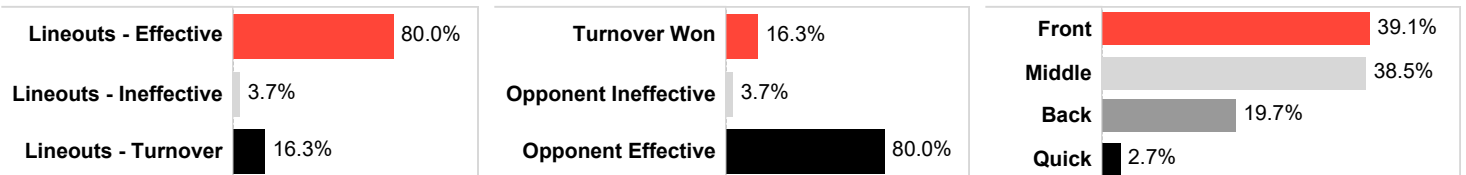
OWN SCRUMS			OPPONENT SCRUMS		
Scrum Won	Scrum Reset Retained	Scrum Lost	Scrum Won	Scrum Reset Retained	Scrum Lost
44	7	8	2	5	33

OWN SCRUMS WON				OPPONENT SCRUMS WON			
	Used	Penalty	Free Kick		Used	Penalty	Free Kick
Total	30	8	6	Total			2
% of Total	68.2%	18.2%	13.6%	% of Total			100.0%

LINEOUTS



INTERNATIONALS AVERAGES

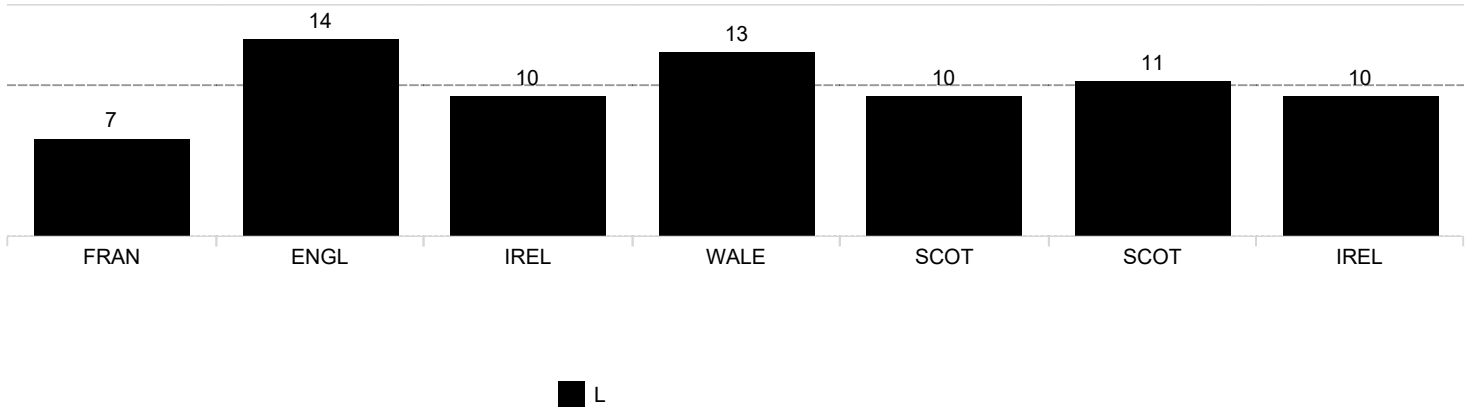


DISCIPLINE

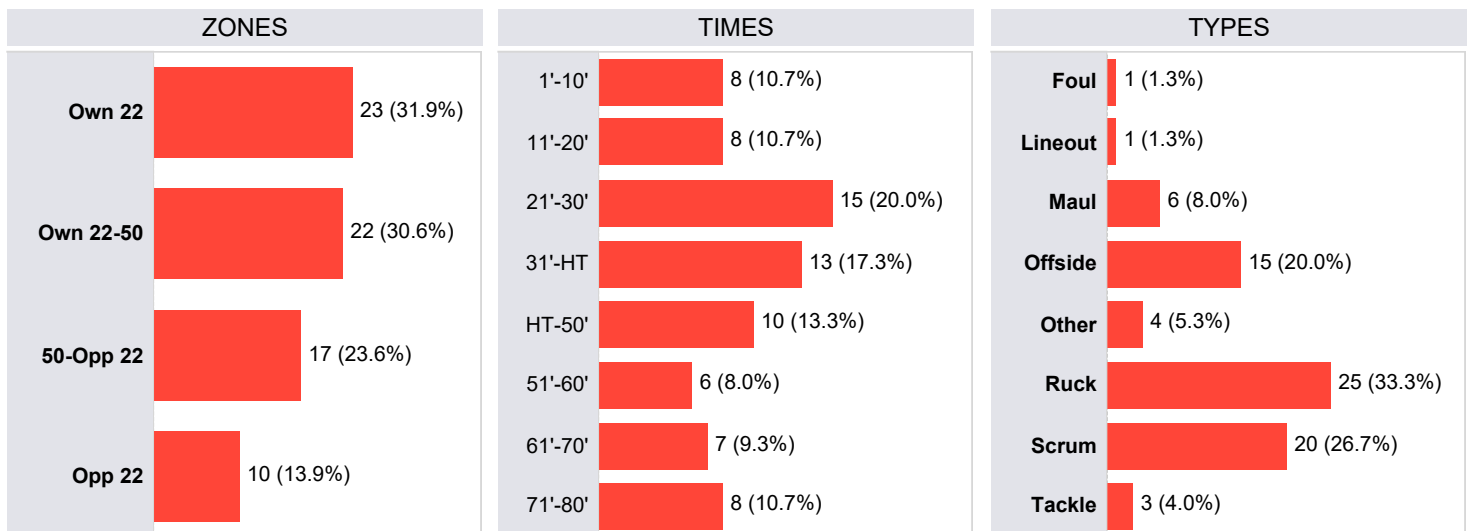
ITALY - 2023 INTERNATIONALS

Statistic	Team	Year Average
Total penalties conceded / match	10.7	11.0
Yellow cards / match	0.9	0.7
Red cards / match	0.0	0.1

PENALTIES CONCEDED PER MATCH



PENALTIES & INFRINGEMENTS



PLAYER STATISTICS - PER 80 AVERAGES WITH A MINIMUM 240 MINUTES PLAYED

Total penalties conceded		Penalties conceded / 80 minutes		Yellow / Red cards	
1	Danilo Fischetti 11	1	Danilo Fischetti 2.3	1	Lorenzo Cannone 2 / 0
2	Lorenzo Cannone 7	2	Lorenzo Cannone 1.3	2	Danilo Fischetti 1 / 0
3	Federico Zani 5	3	Niccolo Cannone 0.9	3	Marco Riccioni 1 / 0
4	Federico Ruzza 4	4	Luca Morisi 0.9	4	Pierre Bruno 1 / 0
5	Marco Riccioni 4	5	Pierre Bruno 0.8	5	Simone Ferrari 1 / 0



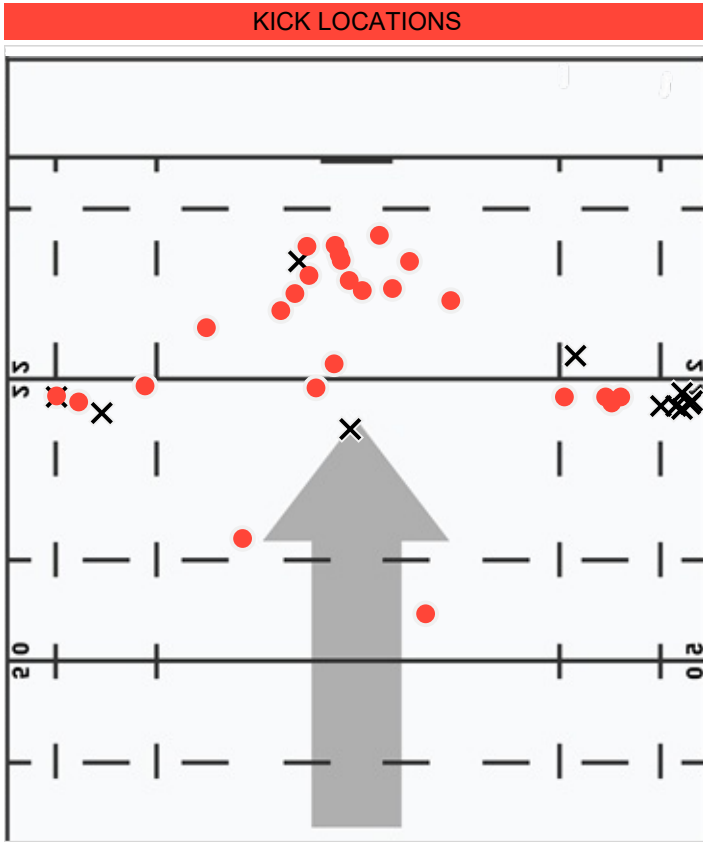
**RUGBY
ROMÂNIA**

TEAM ANALYSIS

ROMANIA - 2023 INTERNATIONALS

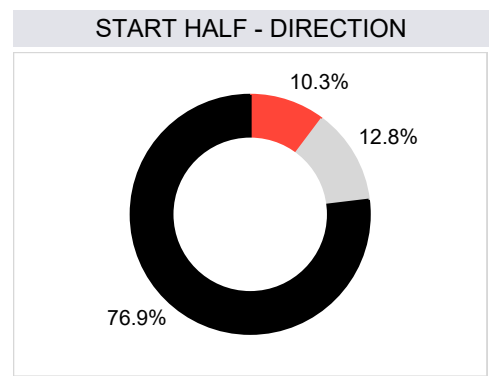
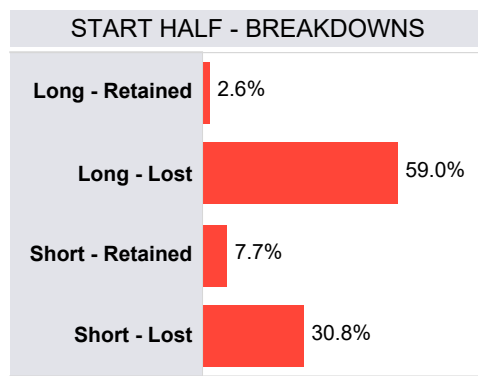
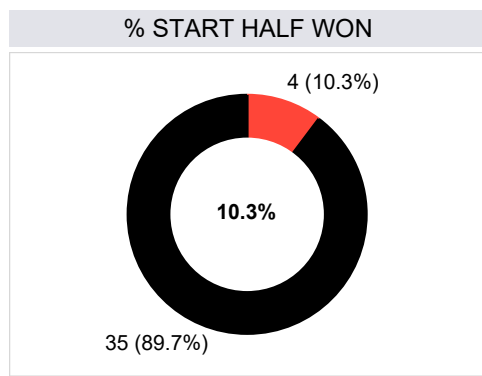
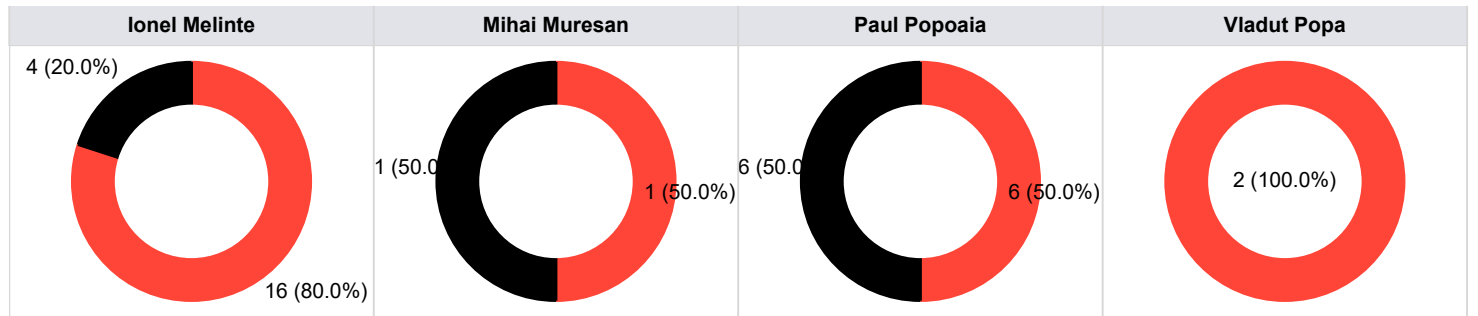
KICKING

ROMANIA - 2023 INTERNATIONALS



LAST 20 KICKS AT GOAL				
Opponent	Minute	Player	Pts Gained	
Georgia	2	Ionel Melinte	0.87	Pen Made
	25	Ionel Melinte	0.72	Pen Made
USA	63	Mihai Muresan	0.06	Conv Made
	67	Mihai Muresan	-1.06	Conv Missed
	76	Ionel Melinte	-1.20	Conv Missed
Spain	13	Paul Popoia	-2.79	Pen Missed
	36	Paul Popoia	0.18	Pen Made
	42	Paul Popoia	-0.82	Conv Missed
	43	Paul Popoia	0.04	Conv Made
	50	Paul Popoia	-0.78	Conv Missed
	54	Paul Popoia	-1.92	Conv Missed
	74	Vladut Popa	1.23	Pen Made
82	Vladut Popa	0.12	Pen Made	
Georgia	61	Ionel Melinte	0.50	Conv Made
Portugal	3	Paul Popoia	0.12	Conv Made
	9	Paul Popoia	0.48	Pen Made
	46	Ionel Melinte	0.12	Pen Made
	64	Ionel Melinte	0.32	Conv Made
Belgium	15	Ionel Melinte	0.46	Conv Made
	34	Ionel Melinte	0.04	Conv Made
Overall Points Gained			4.90	

KICKS AT GOAL



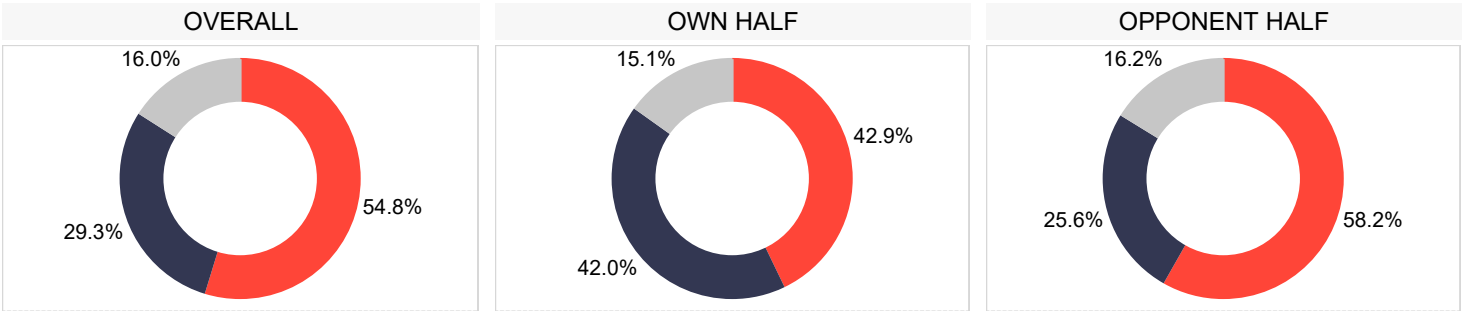
Won Lost

Right Split Left

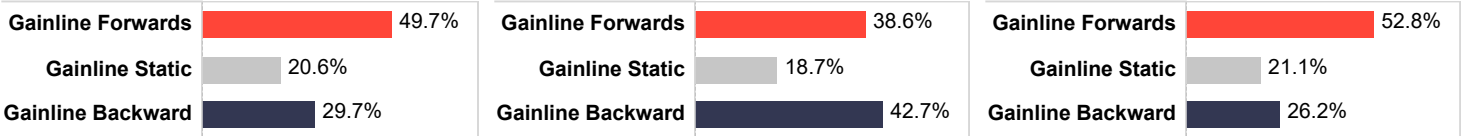
COLLISIONS

ROMANIA - 2023 INTERNATIONALS

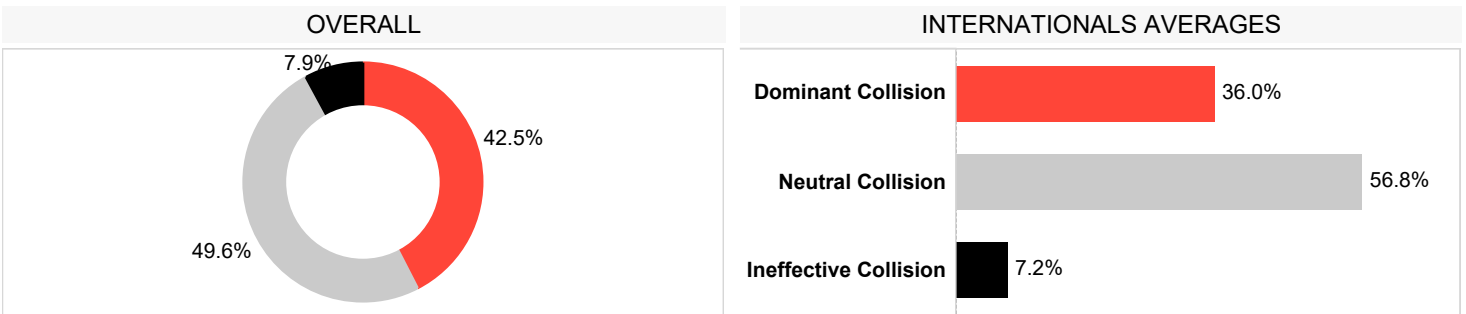
GAINLINE SUCCESS



CHAMPIONSHIP AVERAGES

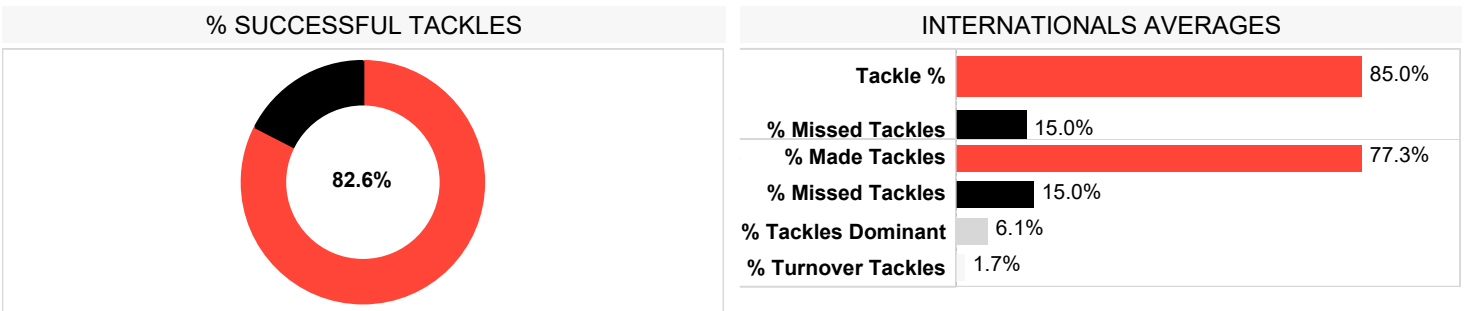


CARRIES INTO CONTACT*

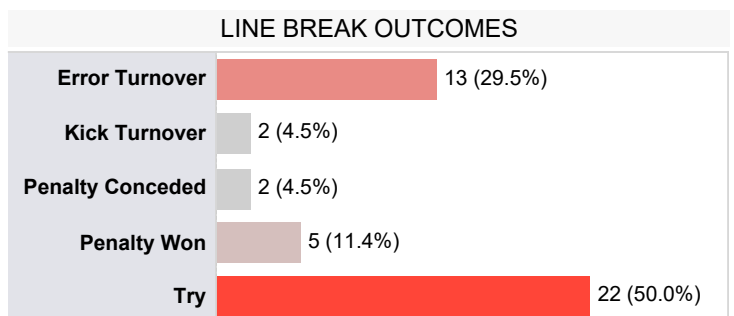


*dominance based on tackle outcome

TACKLES

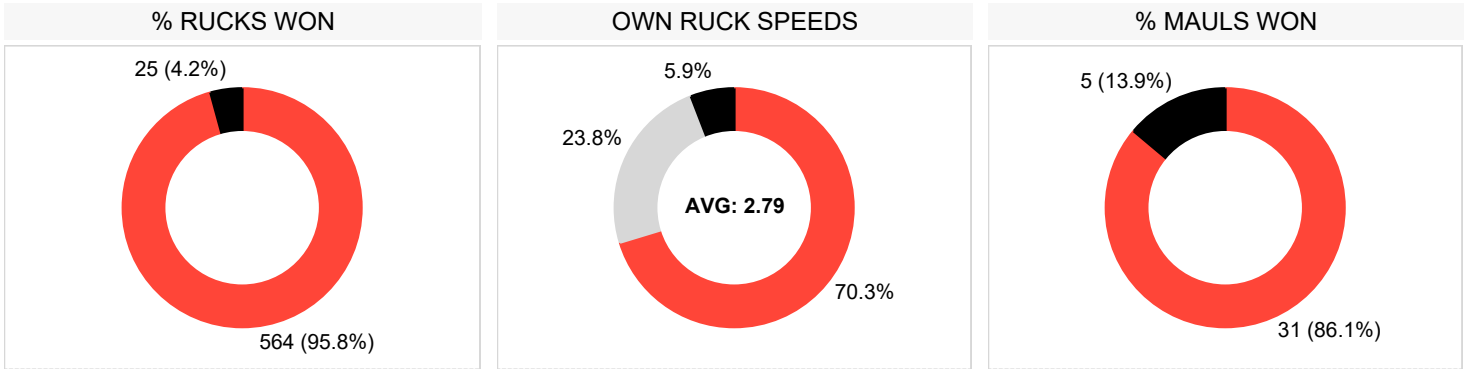


CARRIES & BREAKS	
Line Breaks	45
Line breaks / match	6.4
Defenders Beaten	183
Defenders Beaten / match	26.1
Ball Carries	775.0
Carries / Match	110.7

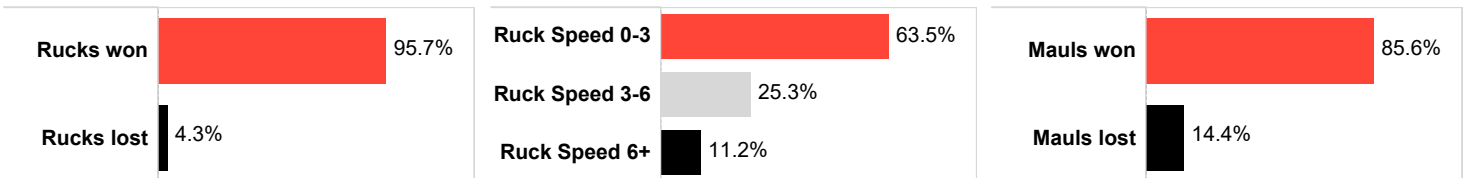


BREAKDOWN

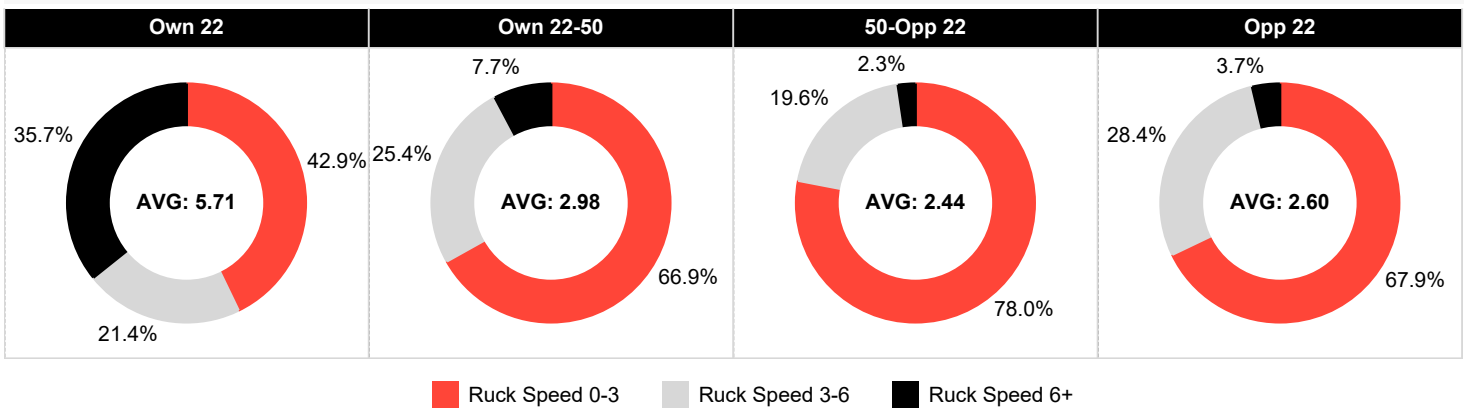
ROMANIA - 2023 INTERNATIONALS



INTERNATIONALS AVERAGES



RUCK SPEEDS - LOCATIONS

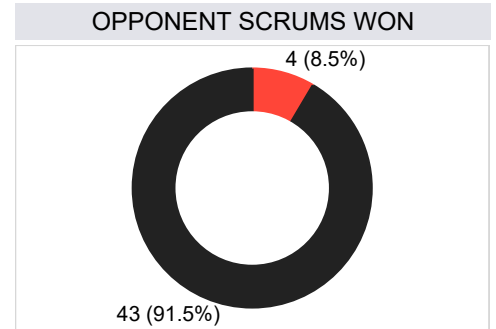
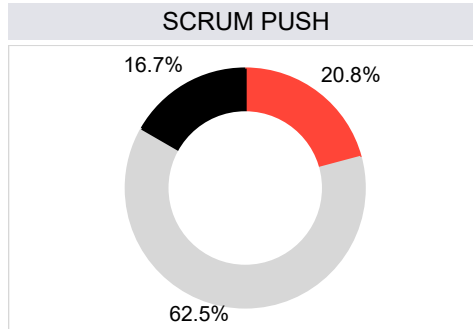
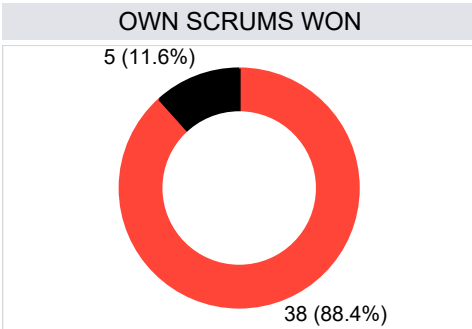


Attacking Breakdown Arrivals		Defensive Breakdown Arrivals		Breakdown Steals	
1	Florian Rosu 22	1	Cristi Boboc 8	1	Jason Tomane 3
2	Stefan Iancu 15	2	Jason Tomane 7	2	Adrian Motoc 2
3	Marius Iftimiciuc 13	3	Mihai Macovei 7	3	Cristi Boboc 2
4	Andre Gorin 12	4	Marius Iftimiciuc 6	4	Alexandru Tigla 1
5	Costel Burtila 12	5	Damian Stratila 3	Team Total	13

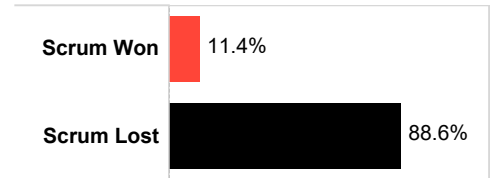
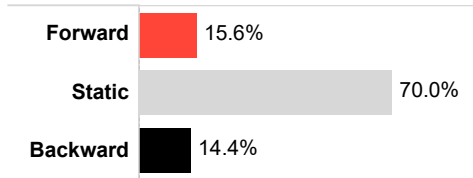
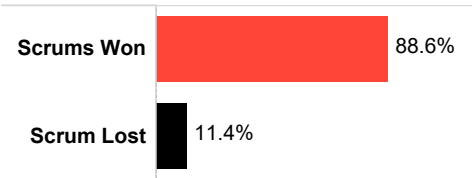
SET PIECE

ROMANIA - 2023 INTERNATIONALS

SCRUMS



INTERNATIONALS AVERAGES



OWN SCRUMS

Scrum Won	Scrum Reset Retained	Scrum Lost
38	5	5

OPPONENT SCRUMS

Scrum Won	Scrum Reset Retain..	Scrum Lost
4	4	43

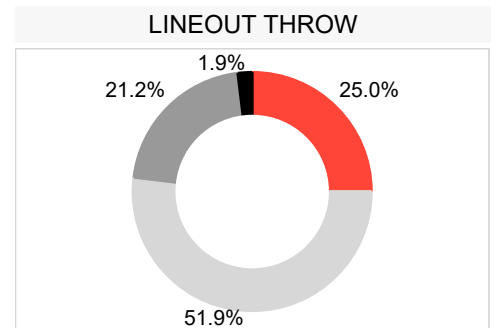
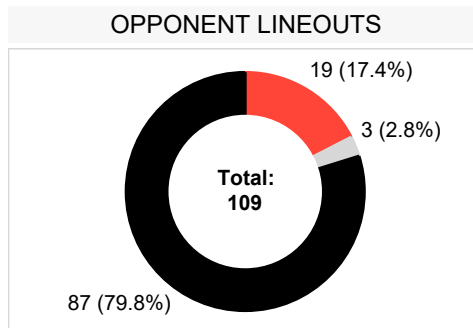
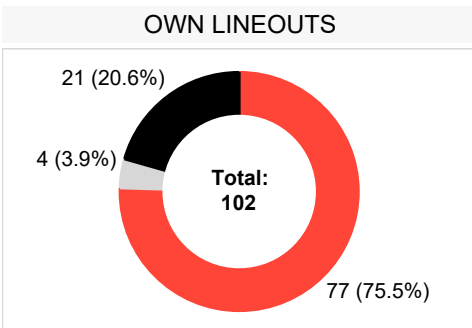
OWN SCRUMS WON

	Used	Penalty	Free Kick
Total	25	10	3
% of Total	65.8%	26.3%	7.9%

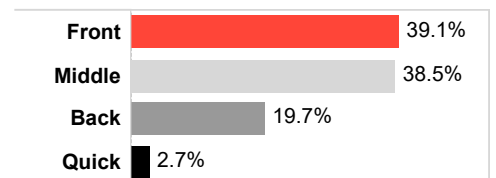
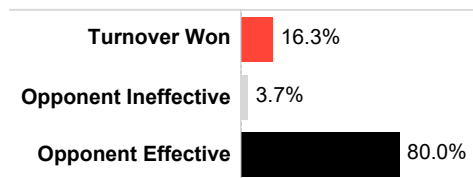
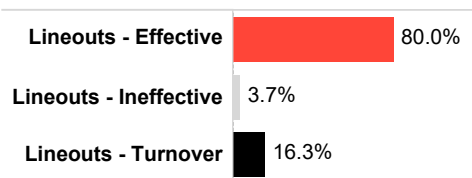
OPPONENT SCRUMS WON

	Used	Penalty	Free Kick
Total	4		
% of Total	100.0%		

LINEOUTS



INTERNATIONALS AVERAGES

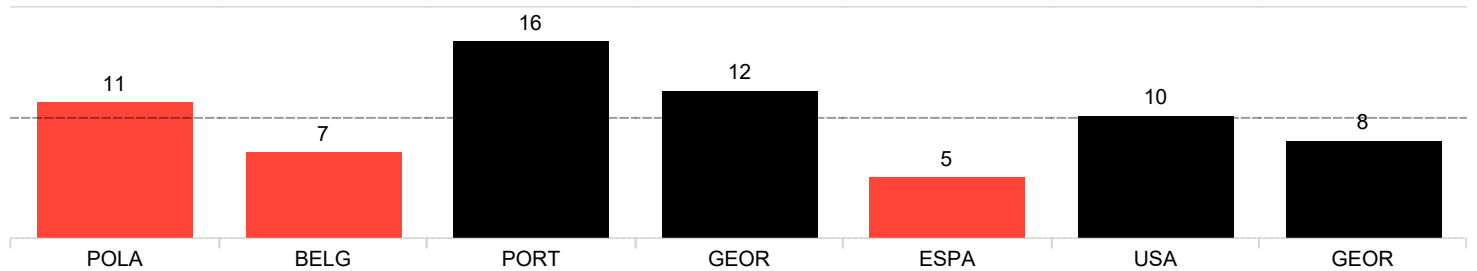


DISCIPLINE

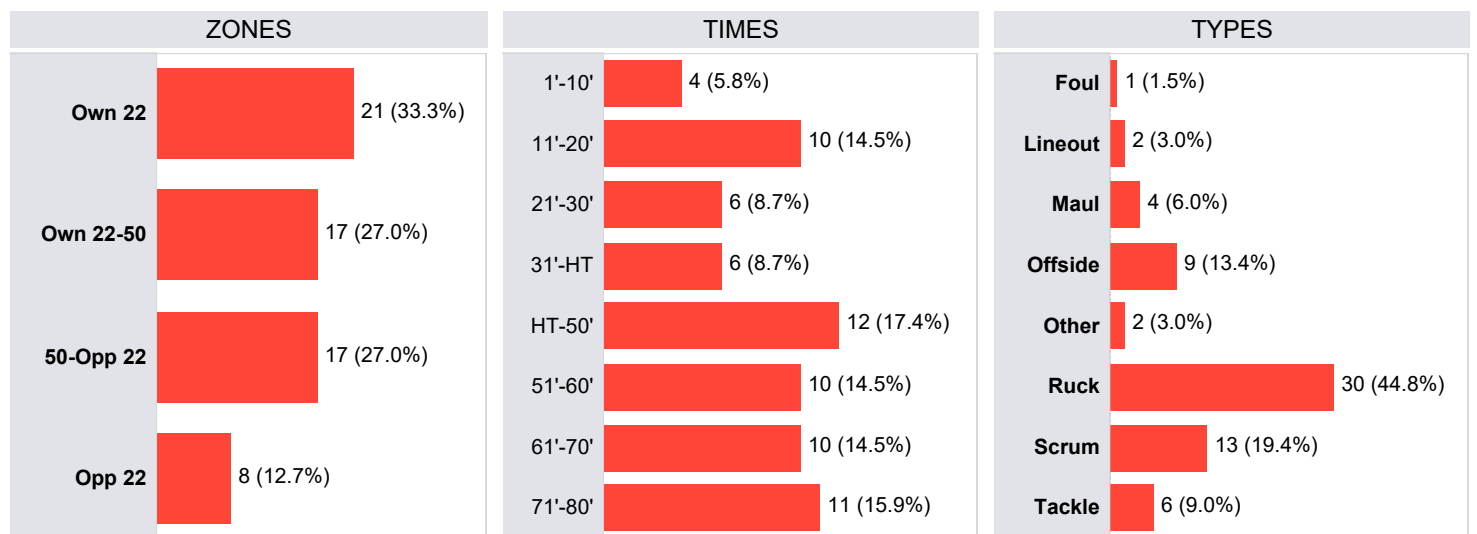
ROMANIA - 2023 INTERNATIONALS

Statistic	Team	Year Average
Total penalties conceded / match	9.9	11.0
Yellow cards / match	0.4	0.7
Red cards / match	0.0	0.1

PENALTIES CONCEDED PER MATCH



PENALTIES & INFRINGEMENTS



PLAYER STATISTICS - PER 80 AVERAGES WITH A MINIMUM 240 MINUTES PLAYED

Total penalties conceded		Penalties conceded / 80 minutes		Yellow / Red cards	
1	Alexandru Savin 6	1	Mihai Macovei 1.6	1	Alexandru Savin 2 / 0
2	Marius Antonescu 5	2	Alexandru Savin 1.6	2	Jason Tomane 1 / 0
3	Mihai Macovei 5	3	Marius Iftimiciuc 1.2		
4	Alin Conache 4	4	Marius Antonescu 1.2		
5	Ciprian Chiriac 4	5	Jason Tomane 0.9		

PLAYER STATS
2023 INTERNATIONALS

APPEARANCE CHART - ITALY

2023 INTERNATIONALS

	05/02/23	12/02/23	25/02/23	11/03/23	18/03/23	29/07/23	05/08/23
	France	England	Ireland	Wales	Scotland	Scotland	Ireland
T. Allan	10	10	s23	15	15*	10	15
F. Alongi						s18	
L. Bigi	s16	s16	s16	s16			s16
J. Brex	13	13	13	13*	13		13
P. Bruno	14	s23	11*	11	14	14	
P. Buonfiglio							s17
N. Cannone	4	4	4	4	s19		s19
L. Cannone	8	8	8	8	8	s20	8
A. Capuozzo	15*	15	15				
P. Ceccarelli	s18				s18	3	
G. Da Re						s22	
H. Faiva						2	
S. Ferrari	3	s18	3	3			s18
D. Fischetti	1	1	1	1	1	s17	1
A. Fusco	s22	s22*	s21	s22	9		s22
P. Garbisi			10	10	10		10
A. Garbisi					s22	s21	
S. Gesi					11		
T. Halafihi						8	
E. Iachizzi	s19	s19	s19	s19	4	s19	
M. Ioane						11*	11
M. Lamaro	7	7	7	7	7		s20
D. Lamb							4
M. Manfredi					s16	s16	
T. Menoncello	11	11	12	12		13	12*
F. Mori						s23	
L. Morisi	12	12	s22	s23	12	12	
S. Negri	6	6	6	6*	6		6
G. Nicotera	2	2	2	2	2		2
P. Odogwu							14
E. Padovani	s23	14	14	14			
M. Page-Relo						9	
L. Pani						15	s23*
G. Pettinelli	s20		s20	s20	s20		s21
J. Polledri		s20					
M. Riccioni		3*	s18	s18	3		3
F. Ruzza	5	5	5	5	5	6	5
D. Sisi						4	
S. Varney	9	9	9*	9			9
A. Zambonin						5	
F. Zani	s17	s17	s17	s17	s17	1	
M. Zanon					s23		
M. Zuliani	s21	s21		s21	s21	7	7

KEY: Number denotes position, s: substitute, u: unused replacement, *: try scored

APPEARANCE CHART - ROMANIA

2023 INTERNATIONALS

	04/02/23	11/02/23	19/02/23	05/03/23	19/03/23	05/08/23	12/08/23
	Poland	Belgium	Portugal	Georgia	Spain	USA	Georgia
M. Antonescu	4	5	5	5	5		
V. Balan							1
F. Bardasu						s16	
C. Boboc					6	7	
V. Bocanet							s21 s22
T. Boldor							
C. Burtila		s18	s18	s18			3
T. Butnariu	2*		s16		s16		2
E. Capatana		2		s16*			
C. Chiriac	1	s17	s17	s17	s17		
C. Chirica	8**	8*	8*	7	7*	8	
O. Cojocaru		s16*	2	2	2	2	
A. Conache	s21		s21		s21	9	
T. Cretu	s18		3	3	s18		s18
A. Dinu	s19*						
G. Gajion	3*	3			3	3	
T. Gontineac	12**	12***	12*				12
A. Gordas						s18	
A. Gorin				8	8		8
I. Hartig						s17	s17
S. Iancu						s19	5
M. Iftimiciuc	5	s19	s19	s19	s19	4	
C. Iliuta				s23			
R. Irimescu	s16*	s20	s20				s16
S. Lama							11
M. Lamboiu		14					
M. Macovei	6			6	4	6	
A. Mahu						5	s19
T. Manumua						12	
I. Melinte	s22	10	s23	15		s23	15
A. Motoc		4	4	4			4
M. Muresan						s22	
V. Neculau	7	7	7	s20	s23	s20	
N. Onutu	14		11				14
G. Pop			s22		10*	10	
V. Popa	10	s22		10	s22		10
P. Popoiaia	15*	11	15	11	15		s23
F. Rosu	s20	6	6		s20		6
G. Rupanu		9		9	9*		9
A. Savin	s17	1*	1	1	1	1	
A. Septar	13	13		13	11		
D. Ser							7
T. Sikuea						11*	
M. Simionescu	11*		14	14	14*	14*	
D. Stratila							s20
F. Surugiu						s21*	
F. Tangimana				s22	12		13
A. Tigla	9	s21	9	s21			
J. Tomane		s23*	13	12	13	13	
H. Vaovasa	s23*	15	10			15	

KEY: Number denotes position, s: substitute, u: unused replacement, *: try scored

PLAYER DATA - ITALY

2023 INTERNATIONALS

	Games	Starts	Minutes Played	Points	Tries	Ball Carries	Carry Metres	Line Breaks	Defenders Beaten	Passes	Offloads	Turnover Con	Successful Tackles	Missed Tackles	Dominant Tackles	Penalties Conceded	Kicks	Kicking Metres	Lineout Takes	Lineout Steals
T. Allan	7	6	488	49	1	61	408	4	9	146	5	4	30	6	0	1	35	1,063	3	0
F. Alongi	1	0	20	0	0	2	6	0	0	0	0	0	0	0	0	1	0	0	0	0
L. Bigi	5	0	111	0	0	4	12	0	0	9	0	1	22	1	2	1	0	0	0	0
J. Brex	6	6	480	5	1	63	392	1	6	87	1	6	39	11	3	3	4	80	0	0
P. Bruno	6	5	379	5	1	45	415	2	13	28	10	9	21	17	1	4	5	189	0	0
P. Buonfiglio	1	0	23	0	0	0	0	0	0	0	0	0	8	1	0	0	0	0	0	0
N. Cannone	6	4	345	0	0	29	103	0	1	10	0	3	59	5	4	4	0	0	10	0
L. Cannone	7	6	422	0	0	51	349	2	12	23	3	2	80	4	7	7	0	0	4	0
A. Capuozzo	3	3	240	5	1	36	302	4	20	20	4	3	7	4	1	2	9	208	0	0
P. Ceccarelli	3	1	117	0	0	8	47	0	0	4	0	1	14	1	0	0	0	0	0	0
G. Da Re	1	0	17	0	0	3	16	0	1	5	0	0	1	0	0	0	1	35	0	0
H. Faiva	1	1	57	0	0	3	9	0	0	5	0	0	13	2	2	0	0	0	0	0
S. Ferrari	5	3	236	0	0	10	33	0	0	1	0	0	35	4	1	3	0	0	0	0
D. Fischetti	7	6	381	0	0	33	170	1	8	10	0	2	69	7	11	11	2	19	0	0
A. Fusco	6	1	151	5	1	17	111	2	8	141	0	3	20	6	4	1	6	199	0	0
P. Garbisi	4	4	312	13	0	26	152	1	3	125	1	4	30	4	0	0	24	740	1	0
A. Garbisi	2	0	59	0	0	5	20	0	1	68	0	0	4	4	1	0	0	0	0	0
S. Gesi	1	1	69	0	0	4	17	0	1	2	0	0	2	1	0	0	1	1	0	0
T. Halafihi	1	1	80	0	0	10	42	0	0	1	0	1	17	1	0	0	0	0	0	0
E. Iachizzi	6	1	113	0	0	18	111	1	2	4	0	1	16	2	1	2	0	0	3	0
M. Ioane	2	2	160	5	1	22	183	2	4	18	4	3	5	2	1	1	0	0	1	0
M. Lamaro	6	5	381	0	0	33	115	0	1	44	4	0	57	8	3	2	0	0	3	0
D. Lamb	1	1	45	0	0	3	10	0	0	1	0	0	10	0	1	0	0	0	2	0
M. Manfredi	2	0	31	0	0	4	13	0	0	2	0	0	2	1	0	0	0	0	0	0
T. Menoncello	6	6	452	5	1	40	354	4	13	24	2	5	48	7	2	3	7	180	0	0
F. Mori	1	0	23	0	0	5	31	0	1	2	0	1	2	0	0	0	0	0	0	0
L. Morisi	6	4	277	0	0	43	257	0	3	26	0	2	40	9	2	3	2	43	0	0
S. Negri	6	6	391	5	1	68	346	2	14	13	0	1	61	5	6	1	0	0	12	0
G. Nicotera	6	6	361	0	0	34	135	0	2	32	1	1	79	19	6	2	0	0	0	0
P. Odogwu	1	1	22	0	0	0	0	0	0	1	0	1	7	0	0	1	0	0	0	0
E. Padovani	4	3	254	0	0	27	155	1	3	7	0	4	7	1	1	1	6	258	0	0
M. Page-Relo	1	1	63	0	0	8	36	1	1	43	0	0	2	1	0	1	3	31	0	0
L. Pani	2	1	135	5	1	15	129	2	1	4	1	3	6	0	1	0	3	180	0	0
G. Pettinelli	5	0	55	0	0	7	54	1	2	2	0	3	8	1	0	0	0	0	3	0
J. Polledri	1	0	23	0	0	4	27	0	2	1	0	0	2	1	1	0	0	0	0	0
M. Riccioni	5	3	182	5	1	8	34	0	3	7	0	1	34	4	2	4	0	0	0	0
F. Ruzza	7	7	560	0	0	37	166	2	5	40	4	7	71	3	5	4	0	0	48	3
D. Sisi	1	1	57	0	0	5	16	0	0	1	0	0	6	1	1	0	0	0	1	0
S. Varney	5	5	300	5	1	22	86	0	4	283	2	5	13	11	2	2	28	718	0	0
A. Zambonin	1	1	80	0	0	3	27	1	0	6	0	1	8	2	0	0	0	0	4	0
F. Zani	6	1	149	0	0	9	30	0	0	5	0	0	25	0	1	5	0	0	0	0
M. Zanon	1	0	10	0	0	4	24	0	0	1	0	0	0	0	0	0	0	0	0	0
M. Zuliani	6	2	224	0	0	27	153	1	10	21	3	5	39	7	2	3	2	77	1	0

PLAYER DATA - ROMANIA

2023 INTERNATIONALS

	Games	Starts	Minutes Played	Points	Tries	Ball Carries	Carry Metres	Line Breaks	Defenders Beaten	Passes	Offloads	Turnover Con	Successful Tackles	Missed Tackles	Dominant Tackles	Penalties Conceded	Kicks	Kicking Metres	Lineout Takes	Lineout Steals
M. Antonescu	5	5	340	0	0	26	129	1	2	23	5	5	22	5	2	5	1	25	20	6
V. Balan	1	1	50	0	0	6	16	0	0	0	0	1	6	1	0	1	0	0	0	0
F. Bardasu	1	0	25	0	0	0	0	0	0	2	0	0	0	0	0	0	0	0	0	0
C. Boboc	2	2	139	0	0	11	36	0	1	6	2	0	13	3	0	0	0	0	2	0
V. Bocanet	1	0	30	0	0	1	0	0	0	21	0	0	2	2	0	0	0	0	0	0
T. Boldor	1	0	40	0	0	3	18	0	0	3	0	0	2	0	0	0	5	231	0	0
C. Burtila	4	1	125	0	0	7	14	0	0	2	0	0	9	1	0	4	0	0	0	0
T. Butnariu	4	2	140	5	1	14	88	0	1	4	0	1	11	3	2	0	0	0	0	0
E. Capatana	2	1	80	5	1	7	22	0	0	0	0	3	6	0	0	1	0	0	0	1
C. Chiriac	5	1	151	0	0	8	31	0	0	0	0	0	9	1	2	4	0	0	1	0
C. Chirica	6	6	429	25	5	58	409	2	9	16	4	2	47	9	6	2	0	0	4	0
O. Cojocaru	5	4	264	5	1	11	44	1	0	6	0	6	21	3	4	3	0	0	0	3
A. Conache	4	1	119	0	0	7	5	0	0	106	0	1	10	1	1	4	2	27	0	0
T. Cretu	5	2	191	0	0	8	30	0	0	2	0	1	12	1	1	0	0	0	0	0
A. Dinu	1	0	31	5	1	2	21	2	1	1	0	0	4	1	2	0	0	0	0	0
G. Gajion	4	4	212	5	1	18	87	0	2	9	1	1	7	3	0	4	1	34	0	0
T. Gontineac	4	4	234	30	6	46	430	6	30	37	4	2	15	4	4	1	1	0	0	0
A. Gordas	1	0	23	0	0	0	0	0	0	0	0	0	2	0	0	0	0	0	0	0
A. Gorin	3	3	227	0	0	22	118	0	1	10	0	3	20	3	3	0	0	0	0	0
I. Hartig	2	0	63	0	0	3	10	0	0	0	0	1	10	2	0	4	0	0	0	0
S. Iancu	2	1	108	0	0	4	17	0	2	4	0	1	8	0	0	0	0	0	3	0
M. Iftimiciuc	6	2	266	0	0	17	122	1	3	8	0	1	20	5	1	4	0	0	15	0
C. Iliuta	1	0	15	0	0	2	9	0	0	0	0	0	0	1	0	0	0	0	0	0
R. Irimescu	4	0	81	5	1	3	26	1	1	5	0	0	10	2	0	1	0	0	0	0
S. Lama	1	1	41	0	0	3	7	0	0	3	0	1	0	0	0	0	0	0	0	0
M. Lamboiu	1	1	80	0	0	5	62	1	4	3	1	0	2	0	0	0	3	48	0	0
M. Macovei	4	4	243	0	0	26	118	1	1	14	2	1	18	0	0	5	2	45	5	1
A. Mahu	2	1	71	0	0	6	22	0	0	2	0	1	6	0	0	0	0	0	1	0
T. Manumua	1	1	80	0	0	10	66	0	6	7	2	0	9	2	1	0	0	0	0	0
I. Melinte	6	3	337	35	0	34	266	0	6	43	3	5	6	4	0	0	45	1,610	0	0
A. Motoc	4	4	258	0	0	18	60	0	0	11	1	1	28	2	3	2	0	0	14	2
M. Muresan	1	0	40	2	0	2	5	0	0	2	0	2	5	0	0	0	2	80	0	0
V. Neculau	6	3	284	0	0	26	134	0	1	8	0	2	23	8	1	2	0	0	11	0
N. Onutu	3	3	163	0	0	19	152	1	7	7	1	2	11	6	1	0	7	113	0	0
G. Pop	3	2	129	5	1	11	72	2	5	46	1	3	6	0	0	2	10	362	0	0
V. Popa	5	3	227	6	0	20	155	1	5	55	0	3	15	3	0	1	13	417	1	0
P. Popoiaia	6	5	419	19	1	35	332	3	15	37	1	7	8	7	0	1	18	766	0	0
F. Rosu	5	3	272	0	0	30	125	0	1	8	0	4	26	1	1	3	0	0	4	1
G. Rupanu	4	4	264	5	1	12	95	1	1	244	0	1	9	6	1	0	14	417	0	0
A. Savin	6	5	303	5	1	25	133	1	4	6	0	3	27	2	1	6	0	0	0	0
A. Septar	4	4	256	0	0	26	335	4	10	11	2	2	16	2	0	1	4	159	0	0
D. Ser	1	1	59	0	0	4	7	0	0	0	0	0	8	0	0	0	0	0	0	0
T. Sikuea	1	1	80	5	1	2	10	1	1	2	0	2	2	0	0	1	0	0	0	0
M. Simionescu	5	5	334	15	3	35	327	4	16	14	2	3	17	9	1	2	8	251	0	0
D. Stratila	1	0	26	0	0	3	16	0	0	0	0	0	7	1	1	0	0	0	0	0
F. Surugiu	1	0	40	5	1	4	67	2	2	13	0	0	4	0	0	0	2	36	0	0
F. Tangimana	3	2	179	0	0	20	110	0	3	9	1	1	14	5	0	0	0	0	0	0
A. Tigla	4	2	138	0	0	6	34	0	2	139	0	2	4	1	0	0	0	0	0	0
J. Tomane	5	4	352	5	1	60	405	3	24	28	3	6	19	7	1	4	0	0	0	0
H. Vaovasa	4	3	317	5	1	49	421	6	16	54	5	4	17	4	0	0	18	668	0	0

PLAYER RANKINGS

2023 INTERNATIONALS

PLAYER RANKINGS - POINTS

2023 INTERNATIONALS

POINTS

		Games	Points	Minutes	Pens	Conv	Drop Goals	Tries	
1	T. Ramos	France	6	99	461	13	21	1	3
2	L. Matkava	Georgia	6	55	220	1	21	0	2
3	T. Allan	Italy	7	49	488	10	7	0	1
3	F. Russell	Scotland	6	49	480	6	13	0	1
3	E. Stella	Germany	5	49	378	10	7	0	1
6	A. Tabutsadze	Georgia	6	45	450	0	0	0	9
7	O. Farrell	England	6	37	417	9	5	0	0
8	R. Mo'unga	New Zealand	4	36	210	5	8	0	1
9	J. Sexton	Ireland	4	35	259	5	10	0	0
9	M. Libbok	South Africa	4	35	257	6	6	0	1

GOAL KICKING (MADE)

		Games	Minutes	Goals	Misses	Pens	Pens Missed	Conv	Conv Missed	Goal Kicking %	
1	T. Ramos	France	6	461	34	5	13	2	21	3	87.2%
2	L. Matkava	Georgia	6	220	22	5	1	0	21	5	81.5%
3	F. Russell	Scotland	6	480	19	7	6	0	13	7	73.1%
4	T. Allan	Italy	7	488	17	4	10	2	7	2	81.0%
4	E. Stella	Germany	5	378	17	7	10	3	7	4	70.8%
6	J. Sexton	Ireland	4	259	15	2	5	0	10	2	88.2%
7	O. Farrell	England	6	417	14	8	9	2	5	6	63.6%
8	R. Mo'unga	New Zealand	4	210	13	3	5	0	8	3	81.3%
9	M. Libbok	South Africa	4	257	12	8	6	4	6	4	60.0%
9	W. Piotrowicz	Poland	5	331	12	5	7	3	5	2	70.6%

GOAL KICKING (%)*

		Games	Kicks	Made	Available Points	Points Scored	Expected Points	Pts Gained	Goal Kicking %	
1	Paolo Garbisi	Italy	2	5	5	13	13	9.9	3.1	100.0%
1	Marcus Smith	England	2	5	5	14	14	12.3	1.7	100.0%
1	Leigh Halfpenny	Wales	3	7	7	17	17	15.0	2.1	100.0%
1	Quade Cooper	Australia	2	6	6	14	14	8.6	5.4	100.0%
5	Johnny Sexton	Ireland	4	17	15	39	35	31.7	3.3	88.2%
6	Dan Biggar	Wales	4	8	7	18	15	15.5	-0.5	87.5%
7	Thomas Ramos	France	6	39	34	93	81	73.6	7.4	87.2%
8	D'Angelo Leuila	Samoa	1	7	6	17	14	12.9	1.1	85.7%
9	Emiliano Boffelli	Argentina	3	12	10	29	24	21.8	2.2	83.3%
10	Luka Matkava	Georgia	6	27	22	55	45	47.1	-2.1	81.5%

*Minimum 5 Kicks at Goal



ITALY



ROMANIA

PLAYER RANKINGS - TRIES

2023 INTERNATIONALS

TRIES

		Games	Minutes Played	Tries	Tries / 80	
1	A. Tabutsadze	Georgia	6	450	9	1.6
2	D. Penaud	France	6	480	6	1.0
3	D. van der Merwe	Scotland	7	543	4	0.6
3	H. Jones	Scotland	7	556	4	0.6
3	B. Kinghorn	Scotland	8	355	4	0.9
3	K. Steyn	Scotland	7	549	4	0.6
3	G. Chkoidze	Georgia	5	213	4	1.5
8	C. Ollivon	France	6	436	3	0.6
8	T. Ramos	France	6	461	3	0.5
8	J. Lowe	Ireland	5	400	3	0.6
8	M. Sharikadze	Georgia	4	279	3	0.9
8	K. Arendse	South Africa	3	133	3	1.8
8	G. Tsutskiridze	Georgia	6	378	3	0.6
8	D. Graham	Scotland	2	152	3	1.6

TRY ASSISTS

		Games	Minutes Played	Try Assists	Try Assists / 80	
1	A. Dupont	France	6	452	6	1.1
2	F. Russell	Scotland	6	480	5	0.8
3	D. McKenzie	New Zealand	2	129	4	2.5
3	O. Paine	Germany	5	315	4	1.0
3	R. Ntamack	France	6	422	4	0.8
6	T. Ramos	France	6	461	3	0.5
6	S. Kerevi	Australia	4	264	3	0.9
6	R. Webb	Wales	4	148	3	1.6
6	T. Allan	Italy	7	488	3	0.5
6	S. Tuipulotu	Scotland	7	517	3	0.5
6	G. Aprasidze	Georgia	5	161	3	1.5
6	T. Abzhandadze	Georgia	4	260	3	0.9
6	A. Tabutsadze	Georgia	6	450	3	0.5
6	D. Toala	Samoa	2	119	3	2.0

TRY INVOLVEMENTS

		Games	Minutes Played	Try Involvements	% of Team Total	
1	A. Tabutsadze	Georgia	6	450	12	18.5%
2	D. Penaud	France	6	480	7	14.3%
3	T. Ramos	France	6	461	6	12.2%
3	D. van der Merwe	Scotland	7	543	6	12.2%
3	F. Russell	Scotland	6	480	6	12.2%
3	A. Dupont	France	6	452	6	12.2%
3	O. Paine	Germany	5	315	6	31.6%
3	R. Ntamack	France	6	422	6	12.2%
9	J. Lowe	Ireland	5	400	5	13.5%
9	H. Jones	Scotland	7	556	5	10.2%
9	B. Kinghorn	Scotland	8	355	5	10.2%
9	K. Steyn	Scotland	7	549	5	10.2%
9	D. Ninashvili	Georgia	4	309	5	9.4%
9	L. Matkava	Georgia	6	220	5	7.7%

ITALY

ROMANIA

PLAYER RANKINGS - CARRIES

2023 INTERNATIONALS

CARRIES

			Games	Total
1	F. Steward	England	7	79
2	F. Russell	Scotland	6	75
3	P. Schoeman	Scotland	7	71
4	D. van der Merwe	Scotland	7	68
4	S. Negri	Italy	6	68
6	C. Doris	Ireland	6	66
7	J. Brex	Italy	6	63
7	E. Genge	England	7	63
9	T. Allan	Italy	7	61
10	T. Faletau	Wales	5	60
10	A. Dupont	France	6	60
10	S. Tuipulotu	Scotland	7	60

			Minutes	Per 80*
1	T. Faletau	Wales	331	14.5
2	W. Jordan	New Zealand	240	14.0
3	S. Negri	Italy	391	13.9
4	P. Schoeman	Scotland	418	13.6
5	G. Alldritt	France	351	13.4
6	B. Aki	Ireland	268	13.4
7	S. McCloskey	Ireland	278	13.2
8	E. Genge	England	381	13.2
9	C. Doris	Ireland	411	12.8
10	A. Savea	New Zealand	320	12.8

METRES

			Games	Total
1	D. van der Merwe	Scotland	7	717
2	B. Kinghorn	Scotland	8	650
3	F. Steward	England	7	635
4	H. Jones	Scotland	7	586
5	T. Ramos	France	6	568
6	H. Keenan	Ireland	5	564
7	J. Lowe	Ireland	5	535
8	A. Tabutsadze	Georgia	6	528
9	F. Russell	Scotland	6	496
10	D. Penaud	France	6	435

			Minutes	Per 80*
1	B. Kinghorn	Scotland	355	146.5
2	H. Keenan	Ireland	360	125.3
3	W. Jordan	New Zealand	240	116.2
4	J. Lowe	Ireland	400	107.1
5	D. van der Merwe	Scotland	543	105.6
6	A. Capuozzo	Italy	240	100.6
7	F. Steward	England	510	99.7
8	T. Ramos	France	461	98.6
9	L. Rees-Zammit	Wales	264	97.7
10	A. Tabutsadze	Georgia	450	93.8

DEFENDERS BEATEN

			Games	Total
1	D. van der Merwe	Scotland	7	50
2	D. Penaud	France	6	30
3	D. Niniashvili	Georgia	4	23
4	H. Jones	Scotland	7	22
4	E. Dumortier	France	6	22
6	A. Tabutsadze	Georgia	6	21
7	B. Kinghorn	Scotland	8	20
7	A. Capuozzo	Italy	3	20
9	G. Fickou	France	6	19
10	K. Steyn	Scotland	7	17
10	F. Steward	England	7	17
10	L. Wolf	Germany	5	17
10	P. Zeszutek	Poland	5	17

			Minutes	Per 80*
1	D. van der Merwe	Scotland	543	7.4
2	A. Capuozzo	Italy	240	6.7
3	D. Niniashvili	Georgia	309	6.0
4	D. Penaud	France	480	5.0
5	B. Kinghorn	Scotland	355	4.5
6	A. Watson	England	256	4.1
7	O. Lawrence	England	296	4.1
8	V. Lobzhanidze	Georgia	278	4.0
9	W. Jordan	New Zealand	240	4.0
10	E. Dumortier	France	441	4.0

*Minimum 240 minutes played



PLAYER RANKINGS - PASSING

2023 INTERNATIONALS

PASSES

			Games	Total
1	J. van Poortvliet	England	7	317
2	A. Dupont	France	6	315
3	B. White	Scotland	6	309
4	T. Williams	Wales	7	296
5	S. Varney	Italy	5	283
6	A. Smith	New Zealand	4	262
7	G. Bertranou	Argentina	4	259
8	O. Paine	Germany	5	236
9	F. Russell	Scotland	6	217
10	V. Lobzhanidze	Georgia	6	210

			Minutes	Per 80*
1	G. Bertranou	Argentina	248	83.5
2	S. Varney	Italy	300	75.5
3	B. White	Scotland	333	74.2
4	T. Williams	Wales	338	70.1
5	J. van Poortvliet	England	368	68.9
6	V. Lobzhanidze	Georgia	278	60.4
7	O. Paine	Germany	315	59.9
8	A. Dupont	France	452	55.8
9	F. Russell	Scotland	480	36.2
10	P. Garbisi	Italy	312	32.1

PASSING ACCURACY**

			Total	%
1	A. Smith	New Zealand	262	97.7%
2	T. Williams	Wales	296	97.6%
3	O. Paine	Germany	236	97.5%
4	G. Bertranou	Argentina	259	96.9%
5	J. van Poortvliet	England	317	96.8%
6	S. Varney	Italy	283	96.8%
7	A. Dupont	France	315	96.5%
8	B. White	Scotland	309	96.4%
9	V. Lobzhanidze	Georgia	210	95.7%
10	F. Russell	Scotland	217	91.7%

BREAK ASSIST PASSES

			Games	Total
1	F. Russell	Scotland	6	7
1	M. Hansen	Ireland	5	7
3	J. Brex	Italy	6	6
3	P. Garbisi	Italy	4	6
5	O. Farrell	England	6	4
5	T. Allan	Italy	7	4
5	B. Kinghorn	Scotland	8	4
5	L. Matkava	Georgia	6	4
9	C. Ollivon	France	6	3
9	B. Aki	Ireland	5	3
9	D. McKenzie	New Zealand	2	3
9	A. Dupont	France	6	3
9	M. Sharikadze	Georgia	4	3
9	J. Barrett	New Zealand	3	3
9	R. Parkinson	Germany	3	3
9	R. Ntamack	France	6	3
9	S. Carreras	Argentina	4	3
9	M. Nawaqanitawase	Australia	3	3
9	S. Ravutaumada	Fiji	3	3

OFFLOADS

			Games	Total
1	F. Russell	Scotland	6	16
2	P. Bruno	Italy	6	10
3	N. Tompkins	Wales	3	9
4	T. Faletau	Wales	5	8
5	L. Williams	Wales	4	7
5	A. Dupont	France	6	7
5	M. Nawaqanitawase	Australia	3	7
8	H. Jones	Scotland	7	6
8	B. Kinghorn	Scotland	8	6
8	M. Hansen	Ireland	5	6
8	W. Jordan	New Zealand	3	6
8	D. Niniashvili	Georgia	4	6

			Minutes	Per 80*
1	F. Russell	Scotland	480	2.7
2	M. Nawaqanitawase	Australia	240	2.3
3	P. Bruno	Italy	379	2.1
4	W. Jordan	New Zealand	240	2.0
5	L. Williams	Wales	281	2.0
6	T. Faletau	Wales	331	1.9
7	S. Ravutaumada	Fiji	240	1.7
8	D. Niniashvili	Georgia	309	1.6
9	B. Kinghorn	Scotland	355	1.4
10	A. Capuozzo	Italy	240	1.3

*Minimum 240 minutes played **Minimum 200 Passes



PLAYER RANKINGS - KICKS

2023 INTERNATIONALS

KICKS IN PLAY

			Games	Total
1	F. Russell	Scotland	6	85
2	A. Dupont	France	6	62
3	J. van Poortvliet	England	7	59
4	O. Farrell	England	6	53
5	T. Ramos	France	6	46
6	T. Williams	Wales	7	43
7	J. Gott	Belgium	4	40
8	V. Lobzhanidze	Georgia	6	39
8	R. Ntamack	France	6	39
10	T. Allan	Italy	7	35
10	B. White	Scotland	6	35

			Minutes	Per 80*
1	F. Russell	Scotland	480	14.2
2	J. van Poortvliet	England	368	12.8
3	V. Lobzhanidze	Georgia	278	11.2
4	A. Dupont	France	452	11.0
5	T. Williams	Wales	338	10.2
6	O. Farrell	England	417	10.2
7	J. Gott	Belgium	320	10.0
8	D. Biggar	Wales	282	9.4
9	B. White	Scotland	333	8.4
10	T. Ramos	France	461	8.0

KICKING METRES

			Games	Total
1	F. Russell	Scotland	6	2,699
2	A. Dupont	France	6	1,948
3	O. Farrell	England	6	1,600
4	J. van Poortvliet	England	7	1,583
5	T. Ramos	France	6	1,528
6	R. Ntamack	France	6	1,526
7	J. Gott	Belgium	4	1,419
8	V. Lobzhanidze	Georgia	6	1,199
9	J. Lowe	Ireland	5	1,135
10	T. Williams	Wales	7	1,130

			Minutes	Per 80*
1	F. Russell	Scotland	480	449.8
2	J. Gott	Belgium	320	354.7
3	V. Lobzhanidze	Georgia	278	345.0
4	A. Dupont	France	452	344.8
5	J. van Poortvliet	England	368	344.2
6	O. Farrell	England	417	306.9
7	R. Ntamack	France	422	289.3
8	T. Williams	Wales	338	267.3
9	B. White	Scotland	333	266.8
10	T. Ramos	France	461	265.1

METRES / KICKS IN PLAY**

			Games	Avg*
1	Blair Kinghorn	Scotland	8	47.2
2	Freddie Steward	England	7	43.3
3	Romain Ntamack	France	6	39.1
4	Samu Kerevi	Australia	4	38.5
5	Hugo Keenan	Ireland	5	37.5
6	Jordan Gott	Belgium	4	35.5
7	James Lowe	Ireland	5	35.5
8	Davit Niniashvili	Georgia	4	35.4
9	Duncan Paia'aua	Samoa	3	34.3
10	Santiago Carreras	Argentina	4	33.7

*Minimum 240 minutes played **Minimum 2 Kicks / 80min



PLAYER RANKINGS - LINEOUTS

2023 INTERNATIONALS

LINEOUTS WON (INC. STEALS)

		Games	Total
1	F. Ruzza	Italy	7 51
2	R. Gray	Scotland	6 25
3	B. Saghinadze	Georgia	5 24
4	M. Kruzycki	Poland	5 23
5	M. Itoje	England	6 20
5	A. Beard	Wales	6 20
7	N. Cheishvili	Georgia	5 19
7	J. Gonzalez	Argentina	4 19
9	I. Henderson	Ireland	5 18
9	J. Ryan	Ireland	5 18
9	T. Flament	France	6 18
9	O. Chessum	England	4 18
9	O. Stein	Germany	5 18

		Minutes	Per 80*
1	F. Ruzza	Italy	560 7.3
2	M. Kruzycki	Poland	332 5.5
3	R. Gray	Scotland	380 5.3
4	J. Gonzalez	Argentina	301 5.0
5	N. Frost	Australia	240 5.0
6	B. Saghinadze	Georgia	390 4.9
7	O. Chessum	England	320 4.5
8	J. Tipuric	Wales	294 4.4
9	N. Cheishvili	Georgia	362 4.2
10	P. O'Mahony	Ireland	277 4.0

LINEOUT STEALS

		Games	Total
1	J. Ryan	Ireland	5 5
1	B. Saghinadze	Georgia	5 5
3	R. Meli Derenalagi	Fiji	2 4
4	R. Gray	Scotland	6 3
4	S. Ferreira	Germany	4 3
4	F. Ruzza	Italy	7 3
4	N. Frost	Australia	3 3
4	T. Vaa'i	New Zealand	3 3
4	M. Kruzycki	Poland	5 3
10	J. George	England	6 2
10	C. Lawes	England	2 2
10	J. Tipuric	Wales	4 2
10	G. Gilchrist	Scotland	5 2
10	G. Turner	Scotland	7 2
10	J. Moore	Japan	3 2

		Minutes	Per 80*
1	B. Saghinadze	Georgia	390 1.0
2	J. Ryan	Ireland	400 1.0
2	N. Frost	Australia	240 1.0
4	S. Ferreira	Germany	309 0.8
5	M. Kruzycki	Poland	332 0.7
6	J. Cornelsen	Japan	240 0.7
7	R. Gray	Scotland	380 0.6
8	G. Gilchrist	Scotland	263 0.6
9	J. Tipuric	Wales	294 0.5
10	J. Gonzalez	Argentina	301 0.5

LINEOUT THROWS WON

		Games	Total
1	J. George	England	6 64
2	G. Turner	Scotland	7 63
3	G. Nicotera	Italy	6 58
4	K. Owens	Wales	5 48
5	J. Montoya	Argentina	4 44
6	J. Marchand	France	6 43
7	G. Buczek	Poland	4 41
8	S. Mamukashvili	Georgia	5 37
9	G. Chkoidze	Georgia	5 34
10	D. Sheehan	Ireland	4 33

LINEOUT SUCCESS RATE**

		Games	Total*
1	J. Montoya	Argentina	4 93.6%
2	J. George	England	6 92.8%
3	G. Turner	Scotland	7 91.3%
4	G. Nicotera	Italy	6 89.2%
5	J. Marchand	France	6 87.8%
6	K. Owens	Wales	5 87.3%
7	G. Buczek	Poland	4 78.8%
8	A. Cuffolo	Belgium	5 72.7%

*Minimum 240 minutes played **Minimum 2 lineout throws / 80



ITALY



ROMANIA

PLAYER RANKINGS - TACKLES & TURNOVERS

2023 INTERNATIONALS

SUCCESSFUL TACKLES

			Games	Total
1	M. Fagerson	Scotland	7	105
2	T. Flament	France	6	87
3	C. Ollivon	France	6	85
4	L. Cannone	Italy	7	80
5	G. Nicotera	Italy	6	79
6	L. Ludlam	England	6	77
7	M. Itoje	England	6	73
8	G. Fickou	France	6	72
9	F. Ruzza	Italy	7	71
10	D. Fischetti	Italy	7	69

			Minutes	Per 80*
1	J. Willis	England	248	20.3
2	J. Morgan	Wales	272	19.7
3	M. Fagerson	Scotland	473	17.8
4	G. Nicotera	Italy	361	17.5
5	J. Gray	Scotland	240	17.0
6	R. Valetini	Australia	320	16.8
7	J. Tipuric	Wales	294	15.8
8	C. Ollivon	France	436	15.6
9	D. Jenkins	Wales	278	15.5
10	L. Cannone	Italy	422	15.2

DOMINANT TACKLES

			Games	Total
1	D. Fischetti	Italy	7	11
2	B. Saghinadze	Georgia	5	9
3	J. Tipuric	Wales	4	8
3	L. Ludlam	England	6	8
3	J. Morgan	Wales	4	8
6	M. Itoje	England	6	7
6	S. Barrett	New Zealand	3	7
6	L. Cannone	Italy	7	7
9	A. Alaalatoa	Australia	3	6
9	J. Gray	Scotland	5	6

TACKLE SUCCESS RATE**

			Minutes	%*
1	K. Mikautadze	Georgia	324	100.0%
1	J. Dempsey	Scotland	372	100.0%
1	J. Gray	Scotland	240	100.0%
1	S. Barrett	New Zealand	240	100.0%
1	G. Gilchrist	Scotland	263	100.0%
1	J. Cornelsen	Japan	240	100.0%
1	W. Jordan	New Zealand	240	100.0%
8	J. Tipuric	Wales	294	98.3%
9	J. Ryan	Ireland	400	97.1%
10	T. Flament	France	463	96.7%

TURNOVERS WON

			Games	Total
1	B. Saghinadze	Georgia	5	7
2	S. Kitshoff	South Africa	3	6
2	J. Ritchie	Scotland	6	6
2	C. Doris	Ireland	6	6
5	S. Ferreira	Germany	4	5
5	J. Ryan	Ireland	5	5
5	R. Meli Derenalagi	Fiji	2	5
5	M. Zuliani	Italy	6	5
5	G. Chkoidze	Georgia	5	5
5	D. Wolf	Germany	5	5
5	O. Stein	Germany	5	5

			Minutes	Per 80*
1	B. Saghinadze	Georgia	390	1.4
2	S. Ferreira	Germany	309	1.3
3	C. Doris	Ireland	411	1.2
4	J. Tipuric	Wales	294	1.1
5	M. Hendrickx	Belgium	300	1.1
6	O. Stein	Germany	394	1.0
7	S. Barrett	New Zealand	240	1.0
7	J. Ritchie	Scotland	480	1.0
7	J. Ryan	Ireland	400	1.0
7	N. Frost	Australia	240	1.0

*Minimum 240 minutes played **Minimum 5 tackles / 80



ITALY



ROMANIA

PLAYER RANKINGS - DISCIPLINE

2023 INTERNATIONALS

PENS CONCEDED

		Games	Total	
1	K. Sinckler	England	6	7
1	J. Berger	Belgium	4	7
1	R. Gray	Scotland	6	7
1	J. Dempsey	Scotland	7	7
1	J. Montoya	Argentina	4	7
1	A. Beard	Wales	6	7
1	E. Genge	England	7	7
1	M. Fagerson	Scotland	7	7
1	S. Falatea	France	6	7
1	L. Cannone	Italy	7	7
1	D. Niniashvili	Georgia	4	7
1	S. Taufui Halaifonua	Poland	4	7

		Minutes	Per 80*	
1	A. Porter	Ireland	363	2.9
2	J. Schroder	Germany	250	2.6
3	T. Fidler	Poland	300	2.4
4	Z. Fagerson	Scotland	301	2.4
5	D. Fischetti	Italy	381	2.3
6	S. Rodwell	Germany	313	2.3
7	S. Taufui Halaifonua	Poland	275	2.0
8	J. Renc	Germany	358	2.0
9	J. Montoya	Argentina	287	2.0
10	T. Faletau	Wales	331	1.9

CARDS

		Games	Yellows	
1	L. Williams	Wales	4	2
1	L. Cannone	Italy	7	2
1	S. Abramishvili	Georgia	3	2
1	T. Deceuninck	Belgium	5	2
5	C. Ollivon	France	6	1
5	U. Atonio	France	4	1
5	J. Berger	Belgium	4	1
5	D. Porecki	Australia	4	1
5	D. de Allende	South Africa	2	1
5	R. Webb	Wales	4	1
5	S. Ferreira	Germany	4	1
5	F. Mostert	South Africa	2	1
5	S. Mamukashvili	Georgia	5	1
5	M. Sharikadze	Georgia	4	1
5	G. Turner	Scotland	7	1

		Games	Reds	
1	O. Farrell	England	6	1
1	P. Labuschagne	Japan	1	1
1	G. Gilchrist	Scotland	5	1
1	M. Leitch	Japan	1	1
1	Z. Fagerson	Scotland	5	1
1	M. Haouas	France	1	1
1	F. Steward	England	7	1
1	T. Deceuninck	Belgium	5	1

*Minimum 240 minutes played



ITALY



ROMANIA

PLAYER COMPARISON
2023 INTERNATIONALS
ITALY & ROMANIA

PLAYER COMPARISON - POINTS

2023 INTERNATIONALS

POINTS

ITALY		Games	Total
1	T. Allan	7	49
2	P. Garbisi	4	13
3	M. Ioane	2	5
3	P. Bruno	6	5
3	S. Negri	6	5
3	J. Brex	6	5
3	M. Riccioni	5	5
3	A. Fusco	6	5
3	A. Capuozzo	3	5
3	S. Varney	5	5
3	T. Menoncello	6	5
3	L. Pani	2	5

ROMANIA		Games	Total
1	I. Melinte	6	35
2	T. Gontineac	4	30
3	C. Chirica	6	25
4	P. Popoiaia	6	19
5	M. Simionescu	5	15

TRIES

ITALY		Games	Total
1	M. Ioane	2	1
1	T. Allan	7	1
1	P. Bruno	6	1
1	S. Negri	6	1
1	J. Brex	6	1
1	M. Riccioni	5	1
1	A. Fusco	6	1
1	A. Capuozzo	3	1
1	S. Varney	5	1
1	T. Menoncello	6	1
1	L. Pani	2	1

ROMANIA		Games	Total
1	T. Gontineac	4	6
2	C. Chirica	6	5
3	M. Simionescu	5	3
4	F. Surugiu	1	1
4	E. Capatana	2	1
4	O. Cojocaru	5	1
4	G. Rupanu	4	1
4	A. Savin	6	1
4	G. Gajion	4	1
4	R. Irimescu	4	1
4	T. Butnariu	4	1
4	P. Popoiaia	6	1
4	J. Tomane	5	1
4	H. Vaovasa	4	1
4	G. Pop	3	1
4	A. Dinu	1	1
4	T. Sikuea	1	1

GOAL KICKING*

ITALY		Made	Missed	%
1	P. Garbisi	5	0	100.0%
2	T. Allan	17	4	81.0%

ROMANIA		Made	Missed	%
1	I. Melinte	16	4	80.0%
2	P. Popoiaia	6	6	50.0%

*Minimum 5 Kicks at Goal

PLAYER COMPARISON - CARRIES

2023 INTERNATIONALS

CARRIES							
ITALY			ROMANIA				
		Games	Total				
1	S. Negri	6	68	1	J. Tomane	5	60
2	J. Brex	6	63	2	C. Chirica	6	58
3	T. Allan	7	61	3	H. Vaovasa	4	49
4	L. Cannone	7	51	4	T. Gontineac	4	46
5	P. Bruno	6	45	5	M. Simionescu	5	35
				5	P. Popoia	6	35

METRES							
ITALY			ROMANIA				
		Games	Total				
1	P. Bruno	6	415.2	1	T. Gontineac	4	429.6
2	T. Allan	7	407.9	2	H. Vaovasa	4	420.8
3	J. Brex	6	392.4	3	C. Chirica	6	409.4
4	T. Menoncello	6	353.5	4	J. Tomane	5	404.9
5	L. Cannone	7	349.2	5	A. Septar	4	334.5

DEFENDERS BEATEN							
ITALY			ROMANIA				
		Games	Total				
1	A. Capuozzo	3	20	1	T. Gontineac	4	30
2	S. Negri	6	14	2	J. Tomane	5	24
3	P. Bruno	6	13	3	M. Simionescu	5	16
3	T. Menoncello	6	13	3	H. Vaovasa	4	16
5	L. Cannone	7	12	5	P. Popoia	6	15

PLAYER COMPARISON - PASSING

2023 INTERNATIONALS

PASSES

ITALY			ROMANIA		
	Games	Total		Games	Total
1 S. Varney	5	283	1 G. Rupanu	4	244
2 T. Allan	7	146	2 A. Tigla	4	139
3 A. Fusco	6	141	3 A. Conache	4	106
4 P. Garbisi	4	125	4 V. Popa	5	55
5 J. Brex	6	87	5 H. Vaovasa	4	54

PASSING ACCURACY%**

ITALY			ROMANIA		
	Games	Total		Games	Total
1 S. Varney	5	96.8%	1 G. Rupanu	4	98.8%

OFFLOADS

ITALY			ROMANIA		
	Games	Total		Games	Total
1 P. Bruno	6	10	1 M. Antonescu	5	5
2 T. Allan	7	5	1 H. Vaovasa	4	5
3 M. Ioane	2	4	3 C. Chirica	6	4
3 F. Ruzza	7	4	3 T. Gontineac	4	4
3 M. Lamaro	6	4	5 I. Melinte	6	3
3 A. Capuozzo	3	4	5 J. Tomane	5	3

PLAYER COMPARISON - KICKS

2023 INTERNATIONALS

KICKS IN PLAY

ITALY			ROMANIA				
	Games	Total		Games	Total		
1	T. Allan	7	35	1	I. Melinte	6	45
2	S. Varney	5	28	2	P. Popoaia	6	18
3	P. Garbisi	4	24	2	H. Vaovasa	4	18
4	A. Capuozzo	3	9	4	G. Rupanu	4	14
5	T. Menoncello	6	7	5	V. Popa	5	13

KICKING METRES

ITALY			ROMANIA				
	Games	Total		Games	Total		
1	T. Allan	7	1,062.6	1	I. Melinte	6	1,610.3
2	P. Garbisi	4	739.7	2	P. Popoaia	6	765.8
3	S. Varney	5	717.8	3	H. Vaovasa	4	668.3
4	E. Padovani	4	258.2	4	G. Rupanu	4	417.4
5	A. Capuozzo	3	208.0	5	V. Popa	5	417.0

METRES / KICKS IN PLAY**

ITALY			ROMANIA				
	Games	Avg*		Games	Avg*		
1	P. Garbisi	4	30.8	1	P. Popoaia	6	42.5
2	T. Allan	7	30.4	2	A. Septar	4	39.7
3	S. Varney	5	25.6	3	H. Vaovasa	4	37.1
4	A. Capuozzo	3	23.1	4	I. Melinte	6	35.8
				5	M. Simionescu	5	31.4

*Minimum 240 minutes played **Minimum 2 Kicks / 80min

PLAYER COMPARISON - LINEOUTS

2023 INTERNATIONALS

LINEOUTS WON (INC. STEALS)

ITALY		
	Games	Total
1 F. Ruzza	7	51
2 S. Negri	6	12
3 N. Cannone	6	10
4 A. Zambonin	1	4
4 L. Cannone	7	4

ROMANIA		
	Games	Total
1 M. Antonescu	5	26
2 A. Motoc	4	16
3 M. Iftimiciuc	6	15
4 V. Neculau	6	11
5 M. Macovei	4	6

LINEOUT STEALS

ITALY		
	Games	Total
1 F. Ruzza	7	3

ROMANIA		
	Games	Total
1 M. Antonescu	5	6
2 O. Cojocaru	5	3
3 A. Motoc	4	2
4 M. Macovei	4	1
4 E. Capatana	2	1
4 F. Rosu	5	1

LINEOUT THROWS WON

ITALY		
	Games	Total
1 G. Nicotera	6	58
2 L. Bigi	5	23
3 H. Faiva	1	7
4 M. Manfredi	2	5
5 J. Polledri	1	1
5 P. Bruno	6	1
5 M. Page-Relo	1	1
5 T. Menoncello	6	1

ROMANIA		
	Games	Total
1 O. Cojocaru	5	35
2 T. Butnariu	4	20
3 E. Capatana	2	19
4 R. Irimescu	4	4
5 F. Bardasu	1	3

PLAYER COMPARISON - TACKLES

2023 INTERNATIONALS

SUCCESSFUL TACKLES

ITALY			ROMANIA				
	Games	Total		Games	Total		
1	L. Cannone	7	80	1	C. Chirica	6	47
2	G. Nicotera	6	79	2	A. Motoc	4	28
3	F. Ruzza	7	71	3	A. Savin	6	27
4	D. Fischetti	7	69	4	F. Rosu	5	26
5	S. Negri	6	61	5	V. Neculau	6	23

DOMINANT TACKLES

ITALY			ROMANIA				
	Games	Total		Games	Total		
1	D. Fischetti	7	11	1	C. Chirica	6	6
2	L. Cannone	7	7	2	O. Cojocaru	5	4
3	S. Negri	6	6	2	T. Gontineac	4	4
3	G. Nicotera	6	6	4	A. Gorin	3	3
5	F. Ruzza	7	5	4	A. Motoc	4	3

TURNOVERS WON

ITALY			ROMANIA				
	Games	Total		Games	Total		
1	M. Zuliani	6	5	1	M. Antonescu	5	6
2	F. Ruzza	7	4	2	A. Motoc	4	4
3	D. Fischetti	7	3	3	O. Cojocaru	5	3
3	L. Cannone	7	3	3	J. Tomane	5	3
3	G. Nicotera	6	3	5	M. Macovei	4	2
				5	C. Boboc	2	2

PLAYER COMPARISON - DISCIPLINE

2023 INTERNATIONALS

PENS CONCEDED

ITALY		
	Games	Total
1 D. Fischetti	7	11
2 L. Cannone	7	7
3 F. Zani	6	5
4 P. Bruno	6	4
4 F. Ruzza	7	4
4 M. Riccioni	5	4
4 N. Cannone	6	4

ROMANIA		
	Games	Total
1 A. Savin	6	6
2 M. Macovei	4	5
2 M. Antonescu	5	5
4 M. Iftimiciuc	6	4
4 G. Gajion	4	4
4 C. Burtila	4	4
4 I. Hartig	2	4
4 J. Tomane	5	4
4 C. Chiriac	5	4
4 A. Conache	4	4

YELLOW CARDS

ITALY		
	Games	Total
1 L. Cannone	7	2
2 P. Bruno	6	1
2 S. Ferrari	5	1
2 M. Riccioni	5	1
2 D. Fischetti	7	1

ROMANIA		
	Games	Total
1 A. Savin	6	2
2 J. Tomane	5	1

RED CARDS

ITALY		
	Games	Total

ROMANIA		
	Games	Total

MATCH OFFICIALS

OFFICIALS - COMPETITION DATA

2023 INTERNATIONALS

COMPETITION TOTAL														
Referee	Games Refereed	Penalty Given	Foul	Lineout	Offside	Maul	Scrum	Ruck	Tackles	Other	Yellow Card	Red Card	Rucks 0-3 %	Scrum Played %
Andrew Brace	1	28	0	0	5	3	2	13	3	2	3	0	67.6%	50.0%
Angus Gardner	1	25	0	0	7	1	5	8	2	2	1	0	64.5%	30.8%
Ben O'Keeffe	1	23	0	0	3	2	4	13	1	0	0	0	69.9%	35.7%
Damon Murphy	1	27	1	0	4	4	4	9	3	2	2	0	68.0%	52.9%
Jaco Peyper	1	20	1	2	1	0	3	7	5	1	1	1	60.6%	42.9%
James Doleman	1	21	0	2	1	3	4	9	1	1	2	0	68.9%	50.0%
Karl Dickson	1	28	1	0	5	0	3	13	3	3	1	0	61.2%	38.5%
Luke Pearce	1	16	0	0	2	1	3	7	1	2	0	0	64.0%	42.9%
Mathieu Raynal	1	15	0	0	0	0	3	10	0	2	0	0	47.4%	52.6%
Matthew Carley	1	25	0	2	4	3	1	9	3	3	1	0	68.6%	75.0%
Mike Adamson	1	20	0	0	3	0	4	7	3	3	0	0	61.0%	38.5%
Nic Berry	1	14	0	0	2	1	3	6	1	1	0	0	56.7%	66.7%
Nika Amashukeli	1	19	0	0	5	2	2	8	1	1	0	2	67.8%	58.3%
Paul Williams	1	19	0	0	2	1	3	12	0	1	0	0	60.2%	33.3%
Wayne Barnes	1	15	0	1	2	0	0	9	2	1	1	0	61.4%	80.0%
Season Total	15	315	3	7	46	21	44	140	29	25	12	3	62.8%	48.1%

COMPETITION AVERAGE														
Referee	Games Refereed	Penalty Given	Foul	Lineout	Offside	Maul	Scrum	Ruck	Tackles	Other	Yellow Card	Red Card	Rucks 0-3 %	Scrum Played %
Andrew Brace	1	28.0	0.0	0.0	5.0	3.0	2.0	13.0	3.0	2.0	3.0	0.0	67.6%	50.0%
Angus Gardner	1	25.0	0.0	0.0	7.0	1.0	5.0	8.0	2.0	2.0	1.0	0.0	64.5%	30.8%
Ben O'Keeffe	1	23.0	0.0	0.0	3.0	2.0	4.0	13.0	1.0	0.0	0.0	0.0	69.9%	35.7%
Damon Murphy	1	27.0	1.0	0.0	4.0	4.0	4.0	9.0	3.0	2.0	2.0	0.0	68.0%	52.9%
Jaco Peyper	1	20.0	1.0	2.0	1.0	0.0	3.0	7.0	5.0	1.0	1.0	1.0	60.6%	42.9%
James Doleman	1	21.0	0.0	2.0	1.0	3.0	4.0	9.0	1.0	1.0	2.0	0.0	68.9%	50.0%
Karl Dickson	1	28.0	1.0	0.0	5.0	0.0	3.0	13.0	3.0	3.0	1.0	0.0	61.2%	38.5%
Luke Pearce	1	16.0	0.0	0.0	2.0	1.0	3.0	7.0	1.0	2.0	0.0	0.0	64.0%	42.9%
Mathieu Raynal	1	15.0	0.0	0.0	0.0	0.0	3.0	10.0	0.0	2.0	0.0	0.0	47.4%	52.6%
Matthew Carley	1	25.0	0.0	2.0	4.0	3.0	1.0	9.0	3.0	3.0	1.0	0.0	68.6%	75.0%
Mike Adamson	1	20.0	0.0	0.0	3.0	0.0	4.0	7.0	3.0	3.0	0.0	0.0	61.0%	38.5%
Nic Berry	1	14.0	0.0	0.0	2.0	1.0	3.0	6.0	1.0	1.0	0.0	0.0	56.7%	66.7%
Nika Amashukeli	1	19.0	0.0	0.0	5.0	2.0	2.0	8.0	1.0	1.0	0.0	2.0	67.8%	58.3%
Paul Williams	1	19.0	0.0	0.0	2.0	1.0	3.0	12.0	0.0	1.0	0.0	0.0	60.2%	33.3%
Wayne Barnes	1	15.0	0.0	1.0	2.0	0.0	0.0	9.0	2.0	1.0	1.0	0.0	61.4%	80.0%
Season Average	15	21.0	0.2	0.5	3.1	1.4	2.9	9.3	1.9	1.7	0.8	0.2	62.8%	48.1%

OFFICIALS - COMPETITION DATA

2023 INTERNATIONALS

COMPETITION TOTAL														
Referee	Games Refereed	Penalties Given	Foul	Lineout	Offside	Maul	Scrum	Ruck	Tackles	Other	Yellow Card	Red Card	% Ruck Speed 0-3	% Scrums Played
Adam Leal	2	58	1	3	8	8	10	17	6	4	5	0	59.4%	37.1%
Andrew Brace	5	125	1	1	14	8	15	65	14	4	8	0	53.7%	60.8%
Angus Gardner	6	131	0	2	20	7	20	66	10	6	1	1	61.3%	60.6%
Ben O'Keefe	5	119	3	5	24	4	14	53	4	11	7	0	64.1%	50.0%
Brendon Pickerill	3	64	0	0	14	1	7	33	6	2	2	0	62.1%	56.4%
Craig Evans	3	86	1	4	8	8	13	27	14	7	5	1	56.9%	42.9%
Damon Murphy	5	135	2	4	26	20	24	38	11	10	10	0	62.6%	48.6%
Frank Murphy	3	67	1	0	9	5	7	35	4	5	1	0	60.3%	57.4%
Graham Cooper	2	48	0	1	8	4	3	24	6	2	3	0	49.8%	50.0%
Jaco Peyper	6	126	0	7	20	11	24	44	14	5	7	1	64.0%	60.2%
James Doleman	4	107	1	1	21	7	14	48	7	5	7	1	62.9%	58.8%
Jordan Way	2	45	0	0	15	3	14	11	2	0	2	0	52.8%	44.4%
Karl Dickson	4	99	1	3	15	4	9	48	6	10	2	0	70.0%	55.0%
Luke Pearce	5	96	0	1	12	13	11	40	10	9	4	1	60.4%	54.7%
Mathieu Raynal	4	89	0	3	13	5	16	39	7	5	6	1	65.2%	47.3%
Matthew Carley	3	66	1	2	9	4	10	32	2	6	1	1	63.3%	50.0%
Mike Adamson	5	123	0	3	20	8	18	50	8	16	4	1	52.5%	59.2%
Nic Berry	5	111	1	1	20	10	7	61	6	4	7	1	56.6%	66.7%
Nika Amashukeli	4	93	0	1	19	4	6	46	10	7	7	1	70.6%	78.6%
Paul Williams	4	98	2	3	6	4	14	54	6	5	6	0	61.2%	46.3%
Romain Poite	2	49	1	1	8	3	11	21	1	3	2	0	55.0%	48.5%
Tual Trainini	2	57	1	0	6	8	5	26	5	6	4	1	60.5%	45.0%
Wayne Barnes	4	87	0	3	15	1	8	43	8	9	3	0	65.6%	60.8%

*Minimum 2 games refereed

MATCH OFFICIAL - PREVIOUS GAMES FOR TEAMS

Nic Berry

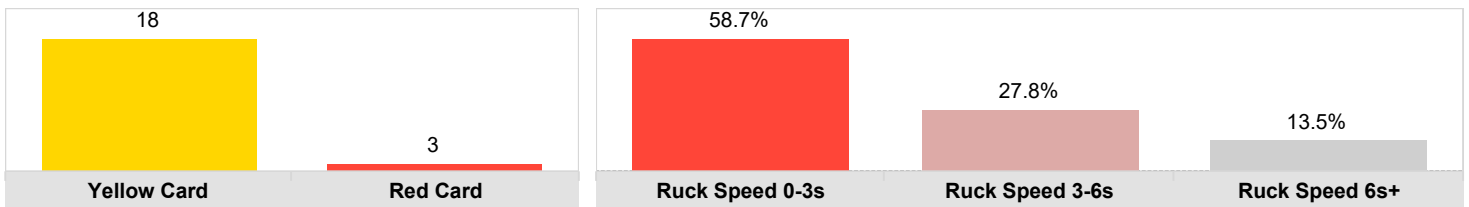
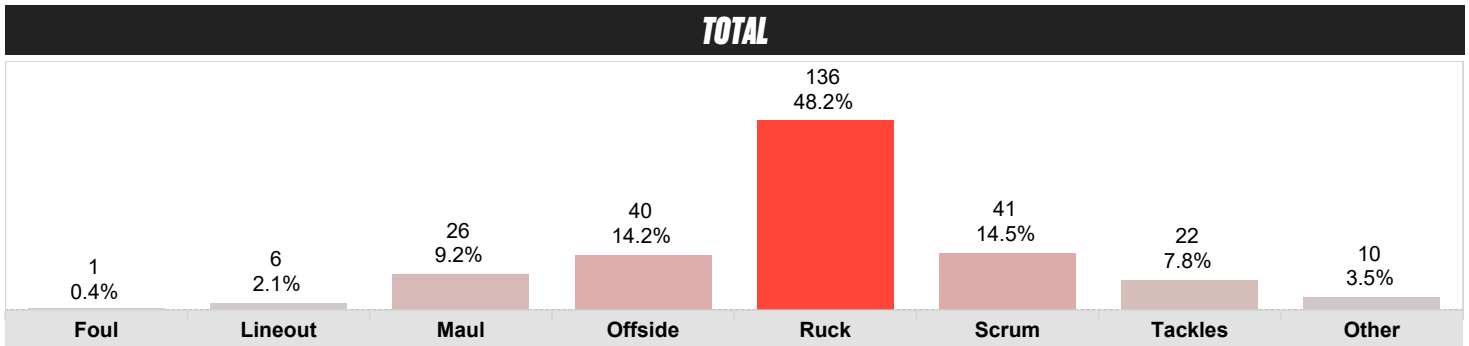
NIC BERRY AS MATCH OFFICIAL FOR ITALY

Fixtures	Date	Res.	Penalty Given	Foul	Lineout	Maul	Offside	Ruck	Scrum	Tackles	Other	Open Play	Yellow Card	Red Card	Rucks 0-3 %	Scrum Played %
Japan v Italy	09/06/18	L	14	1	1	0	3	0	2	6	1	0	0	0	56.9%	60.0%
England v Italy	09/03/19	L	10	1	0	0	0	0	3	6	0	0	0	0	64.2%	35.3%
Italy v Namibia	22/09/19	W	14	1	0	0	2	3	4	4	0	0	0	0	48.8%	62.5%

NIC BERRY AS MATCH OFFICIAL FOR ROMANIA

MATCH OFFICIAL - OVERVIEW - LAST 5 YEARS

Nic Berry



Fixtures	Date	Penalty Given	Foul	Lineout	Maul	Offside	Ruck	Scrum	Tackles	Other	Open Play	Yellow Card	Red Card	Rucks 0-3 %	Scrums Played %
Australia v New Zealand	07/11/20	24	0	2	3	1	12	1	4	1	0	2	2	55%	67%
Argentina v New Zealand	28/11/20	21	0	1	2	2	8	5	2	1	0	1	0	64%	48%
South Africa v British & Irish Lions	24/07/21	22	0	0	3	2	8	3	4	0	0	0	0	50%	58%
New Zealand v Argentina	12/09/21	29	0	0	2	4	13	7	2	1	0	2	0	73%	38%
Scotland v Tonga	30/10/21	21	0	0	1	4	11	2	1	2	0	2	0	54%	73%
Wales v Fiji	14/11/21	26	1	1	4	4	13	0	1	1	0	2	1	52%	83%
Wales v Scotland	12/02/22	21	0	0	2	2	14	1	1	1	0	1	0	53%	54%
Argentina v Scotland	02/07/22	20	0	0	1	4	10	4	1	0	0	0	0	59%	53%
New Zealand v Argentina	03/09/22	23	0	0	2	6	13	0	2	0	0	2	0	66%	85%
Scotland v Fiji	05/11/22	29	0	1	3	4	14	5	2	0	0	5	0	69%	47%
France v Wales	18/03/23	14	0	0	1	2	6	3	1	1	0	0	0	57%	67%
Wales v England	05/08/23	15	0	0	0	3	4	7	0	1	0	0	0	44%	32%
France v Scotland	12/08/23	20	0	1	2	2	10	3	1	1	0	1	0	71%	50%
Referee Average		21.9	0.1	0.5	2.0	3.1	10.5	3.2	1.7	0.8	0.0	1.4	0.2	59%	55%
All Competitions Average		23.0	0.2	0.6	1.7	3.3	9.7	3.6	2.2	1.5	0.0	1.2	0.2	60%	52%