

INSIGHTS PRESENTED BY **Sage**



# ***PREVIEW REPORT***

***ITALY - JAPAN***

***SUMMER NATIONS SERIES 2023***

***WEEK 5***

***26/08/2023***





## ITALY vs JAPAN

2023 SUMMER NATIONS SERIES



### OPTA FACTS

- Japan have won two of their last three Test matches against Italy (L1) after losing five in a row against the Azzurri previously, however, their sole loss during that period came in their most recent meeting (22-25 in June 2018).
- Italy won their most recent Test match (57-7 v Romania) after losing eight in a row previously – Italy's 50-point margin of victory in that game was their largest in Test rugby since August 2019 (85-15 v Russia).
- Italy have won three of their last four Test matches against teams from outside of Europe (L1), scoring 2+ tries in each of those games, more than in their previous three matches against such opposition combined (1).
- Japan have won just one of their last eight Test matches (L7) after winning three in four previously (L1) – the Brave Blossoms have gone on to win 10 of the last 11 matches in which they led their opposition at half-time.
- Japan have lost six of their last seven Test matches outside of Japan (W1) after losing just one in seven previously (W5 D1), however, their sole win during that period came on European soil (38-25 v Portugal in November 2021).
- Only New Zealand (2.6s) have a higher average attacking ruck speed than Italy (3.0s) among Tier 1 nations in Test rugby in 2023 – Italy have completed over two thirds of their rucks in under three seconds (67.9%), also the second best rate of any nation after New Zealand (73.2%).
- Japan have conceded fewer penalties per game than any other Tier 1 side in Test rugby in 2023 (9.0) and are also one of just three sides not to have been shown a single yellow card this year (also Ireland and New Zealand).
- Japan have made more turnover-winning tackles per game than any other Tier 1 side in 2023 (3.3), while only Scotland (90.3%) and France (87.8%) have registered higher tackle success rates than the Brave Blossoms (87.7%) this year.
- Italy's Ange Capuozzo has gained more metres per 80 than any other player in Tier 1 Test rugby in 2023 (119m, min. 100 minutes played), while only Scotland's Duhan van der Merwe (7.4) has beaten more defenders per 80 than Capuozzo this year (7.2, min. 100 minutes played).
- Japan trio Tomoki Osada (12), Kotaro Matsushima (10) and Jone Naikabula (9) beat more defenders than any other players in this year's Pacific Nations Cup, while teammate Seungsin Lee was the joint-top points scorer in the competition (22, also Caleb Muntz).

# ITALY MATCH SQUAD DETAILS

2023 AUTUMN NATIONS SERIES



#	Player	Club	Age	Height	Weight	Caps	Points	Tries
15	Tommaso Allan	-	30	184	92	74	438	14
14	Ange Capuozzo	-	24	177	82	11	40	8
13	Juan Ignacio Brex	-	31	189	99	25	15	3
12	Luca Morisi	-	32	183	95	46	25	5
11	Monty Ioane	-	28	180	95	20	30	6
10	Paolo Garbisi	-	23	182	94	26	140	1
9	Stephen Varney	-	22	178	80	20	10	2
1	Ivan Nemer	-	25	180	116	12	0	0
2	Giacomo Nicotera	-	27	183	102	14	10	2
3	Simone Ferrari	-	29	184	120	46	10	2
4	Niccolo Cannone	-	25	197	120	32	5	1
5	Federico Ruzza	-	29	198	108	44	0	0
6	Sebastian Negri	-	29	195	110	47	10	2
7	Michele Lamaro	-	25	188	103	28	0	0
8	Lorenzo Cannone	-	22	190	102	11	10	2
16	Luca Bigi	-	32	182	106	47	5	1
17	Danilo Fischetti	-	25	181	112	32	0	0
18	Pietro Ceccarelli	-	31	184	118	28	0	0
19	Dino Lamb	-	25	196	119	2	5	1
20	Giovanni Pettinelli	-	27	193	108	13	0	0
21	Manuel Zuliani	-	23	189	108	12	0	0
22	Martin Page-Relo	-	24	173	77	1	0	0
23	Paolo Odogwu	-	26	175	100	2	5	1

# JAPAN MATCH SQUAD DETAILS

2023 AUTUMN NATIONS SERIES

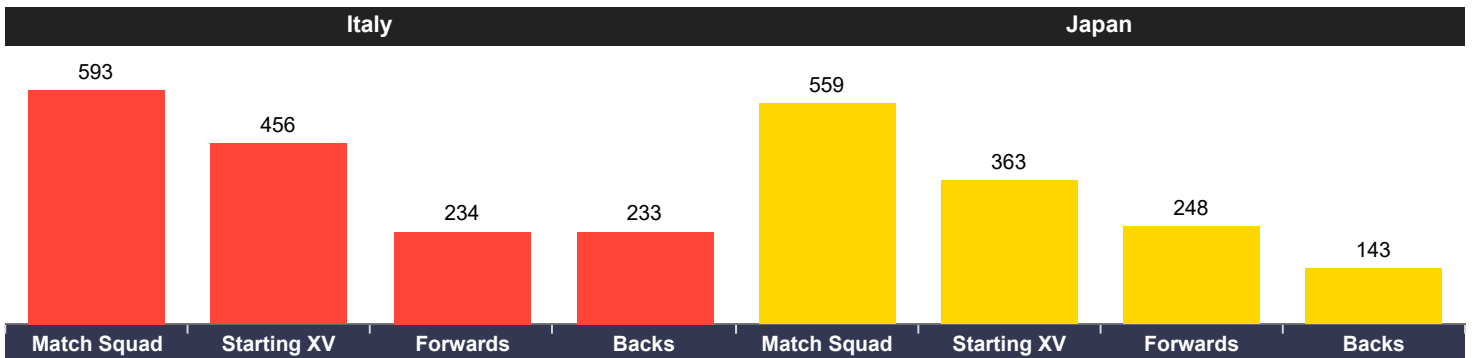


#	Player	Club	Age	Height	Weight	Caps
15	Kotaro Matsushima	-	30	178	88	50
14	Semisi Masirewa	-	31	181	93	4
13	Dylan Riley	-	26	187	102	13
12	Tomoki Osada	-	23	179	90	3
11	Jone Naikabula	-	29	177	95	3
10	Seungsin Lee	-	22	176	85	9
9	Yutaka Nagare	-	30	166	75	33
1	Craig Millar	-	32	186	116	12
2	Shota Horie	-	37	180	104	71
3	Jiwon Gu	-	29	183	117	24
4	Jack Cornelsen	-	28	195	110	15
5	Uwe Helu	-	33	193	120	18
6	Michael Leitch	-	34	189	113	79
7	Shota Fukui	-	23	186	101	1
8	Kazuki Himeno	-	29	187	108	28
16	Atsushi Sakate	-	30	180	104	36
17	Keita Inagaki	-	33	186	116	48
18	Asaeli Ai Valu	-	34	187	115	25
19	Amanaki Saumaki	-	26	189	108	0
20	Ben Gunter	-	25	195	120	7
21	Naoto Saito	-	25	165	73	14
22	Rikiya Matsuda	-	29	181	92	32
23	Ryoto Nakamura	-	32	182	92	34

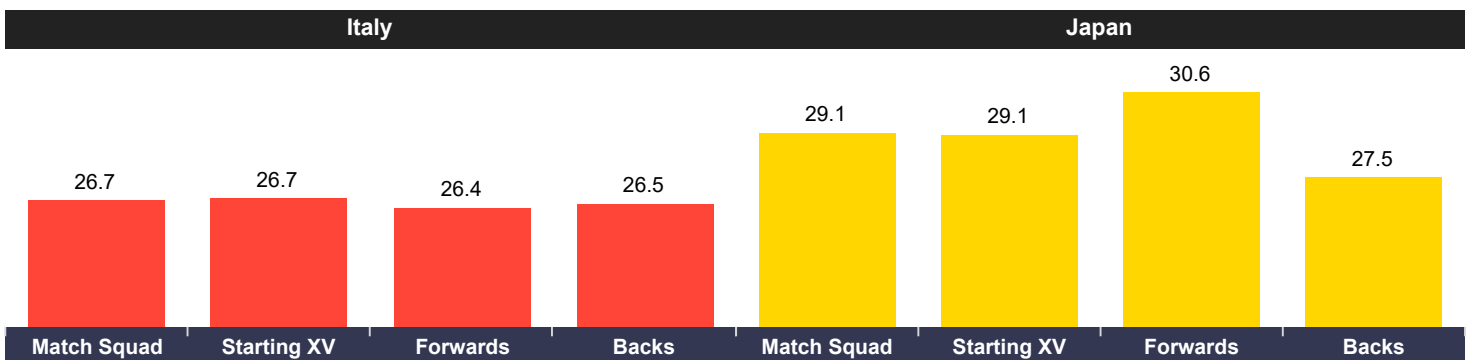
# MATCH SQUAD - SQUAD COMPARISON

2023 AUTUMN NATIONS SERIES

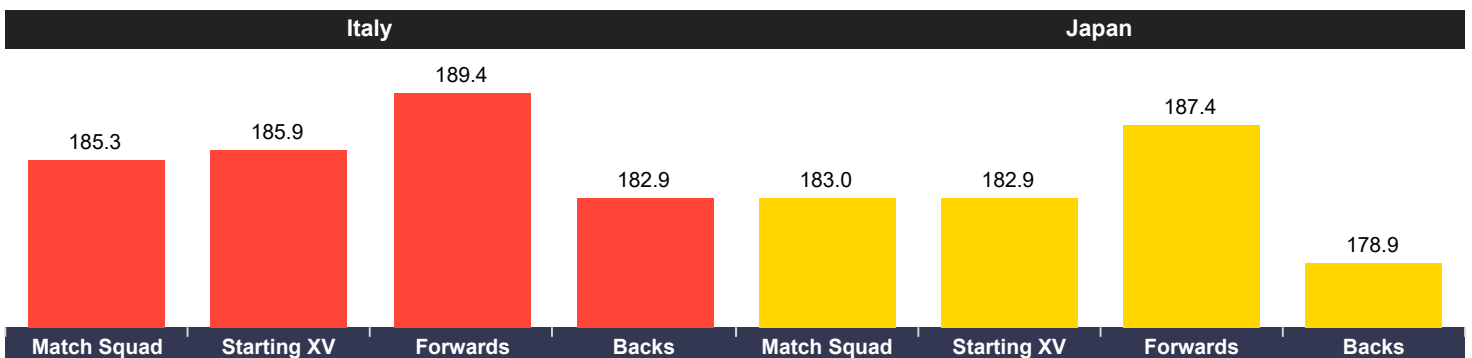
## CAPS - TOTAL



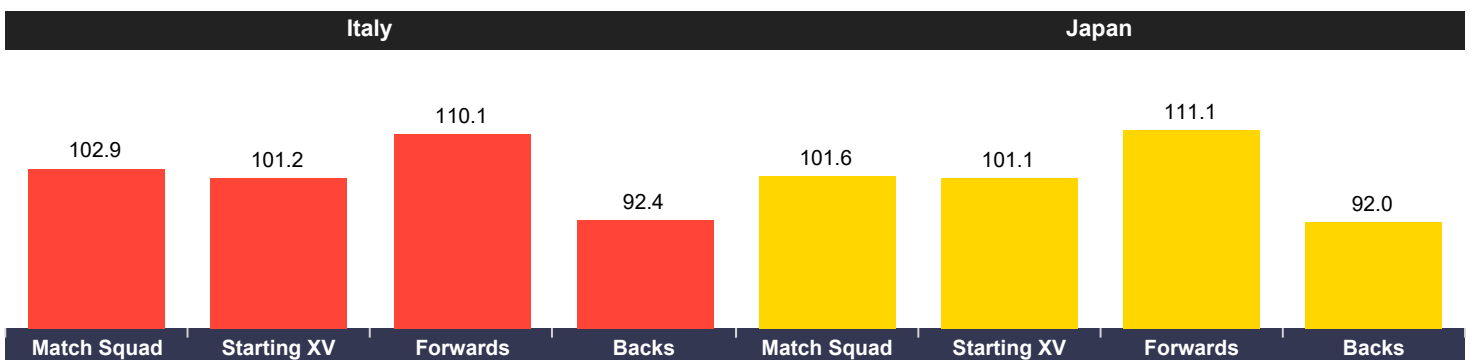
## AGE - AVERAGES



## HEIGHT - AVERAGES



## WEIGHT - AVERAGES



## LAST MATCH DETAILS

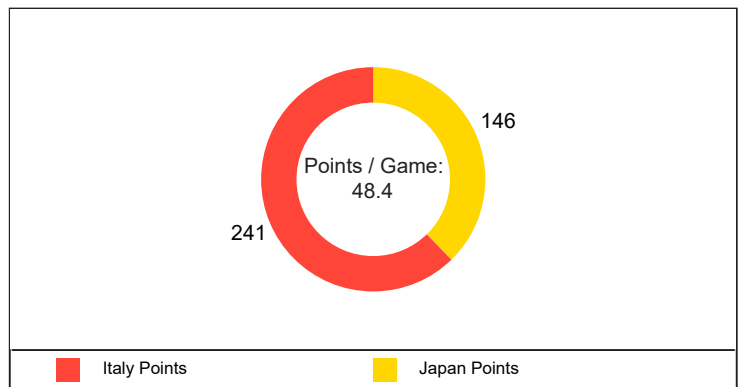
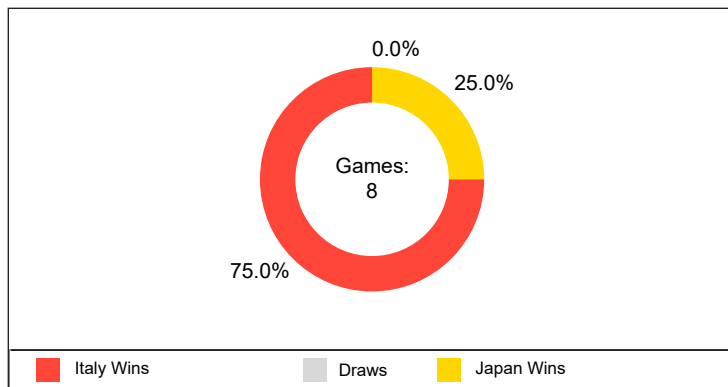
ITALY		Summer Nations Series v Romania (19/08/2023) 57-7 (W)						
#	Player	Minutes	Points	Tries	Ball Carries	Kicks	Tackles	Cards
15	Ange Capuozzo	70	10	2	17	2	1	0
14	Paolo Odogwu	55	5	1	7	0	4	0
13	Juan Ignacio Brex	80	5	1	15	2	2	0
12	Luca Morisi	56	0	0	8	0	1	0
11	Monty Ioane	67	5	1	15	2	2	0
10	Paolo Garbisi	80	12	0	10	6	5	0
9	Alessandro Garbisi	62	5	1	7	1	4	0
1	Ivan Nemer	41	0	0	3	0	3	0
2	Giacomo Nicotera	50	5	1	2	0	5	0
3	Simone Ferrari	55	0	0	5	0	3	0
4	Niccolo Cannone	80	0	0	6	1	6	0
5	Dino Lamb	80	5	1	9	0	8	0
6	Sebastian Negri	59	0	0	15	0	6	0
7	Michele Lamaro	58	0	0	7	1	10	1
8	Toa Halafih	80	5	1	8	0	5	0
16	Hame Faiva	30	0	0	3	0	3	0
17	Federico Zani	40	0	0	1	1	5	0
18	Pietro Ceccarelli	25	0	0	2	0	6	0
19	Federico Ruzza	10	0	0	1	0	2	0
20	Lorenzo Cannone	33	0	0	1	0	5	0
21	Alessandro Fusco	31	0	0	2	0	0	0
22	Tommaso Allan	24	0	0	3	0	0	0
23	Lorenzo Pani	25	0	0	2	0	0	0
<b>Team Total</b>		-	<b>57</b>	<b>9</b>	<b>149</b>	<b>16</b>	<b>86</b>	<b>1</b>

JAPAN		Summer Nations Series v Fiji (05/08/2023) 12-35 (L)						
#	Player	Minutes	Points	Tries	Ball Carries	Kicks	Tackles	Cards
15	Kotaro Matsushima	80	0	0	15	2	3	0
14	Semisi Masirewa	80	5	1	13	2	2	0
13	Dylan Riley	61	0	0	5	0	8	0
12	Tomoki Osada	80	0	0	12	0	8	0
11	Jone Naikabula	80	5	1	12	1	5	0
10	Rikiya Matsuda	56	0	0	2	3	5	0
9	Naoto Saito	41	0	0	0	1	2	0
1	Keita Inagaki	41	0	0	2	0	7	0
2	Atsushi Sakate	41	0	0	2	0	7	0
3	Asaeli Ai Valu	41	0	0	3	0	9	0
4	James Moore	80	0	0	4	0	17	0
5	Amato Fakatava	23	0	0	2	0	5	0
6	Jack Cornelsen	80	0	0	4	0	14	0
7	Pieter Labuschagne	6	0	0	1	0	2	1
8	Kazuki Himeno	58	0	0	9	0	10	0
16	Shota Horie	40	0	0	2	0	6	0
17	Craig Millar	40	0	0	8	0	9	0
18	Jiwon Gu	40	0	0	5	0	7	0
19	Kanji Shimokawa	57	0	0	10	1	7	0
20	Ben Gunter	22	0	0	5	0	2	0
21	Yutaka Nagare	40	0	0	0	2	0	0
22	Seungsin Lee	24	2	0	4	0	4	0
23	Ryoto Nakamura	19	0	0	5	0	2	0
<b>Team Total</b>		-	<b>12</b>	<b>2</b>	<b>125</b>	<b>12</b>	<b>141</b>	<b>1</b>

# HEAD TO HEAD

All Time

	Games	Italy Wins	Draws	Japan Wins
Overall:	8	6	0	2
Italy at Home:	3	3	0	0
Japan at Home:	5	3	0	2
Neutral Venue:				



## LAST 10 MEETINGS

Year	Date	Team	Score	Opposition	Venue	Winner
2018	16/06/2018	Japan	22-25	Italy	Kobe	Italy
2018	09/06/2018	Japan	34-17	Italy	Oita	Japan
2014	21/06/2014	Japan	26-23	Italy	Tokyo	Japan
2011	13/08/2011	Italy	31-24	Japan	Cesena	Italy
2007	18/08/2007	Italy	36-12	Japan	Saint Vincent Aosta	Italy
2006	11/06/2006	Japan	6-52	Italy	Tokyo	Italy
2004	04/07/2004	Japan	19-32	Italy	Tokyo	Italy
1976	21/10/1976	Italy	25-3	Japan	Padova	Italy

# RESULTS

Since 2022/23

ITALY								
Date	Opponent	Comp	H/A	Result	F	A	TF	TA
05/11/2022	Samoa	Autumn Nations Series	H	W	49	17	6	3
12/11/2022	Australia	Autumn Nations Series	H	W	28	27	3	4
19/11/2022	South Africa	Autumn Nations Series	H	L	21	63	2	9
05/02/2023	France	Six Nations	H	L	24	29	2	4
12/02/2023	England	Six Nations	A	L	14	31	2	5
25/02/2023	Ireland	Six Nations	H	L	20	34	2	5
11/03/2023	Wales	Six Nations	H	L	17	29	2	4
18/03/2023	Scotland	Six Nations	A	L	14	26	1	4
29/07/2023	Scotland	Summer Nations Series	A	L	13	25	1	3
05/08/2023	Ireland	Summer Nations Series	A	L	17	33	2	5
19/08/2023	Romania	Summer Nations Series	H	W	57	7	9	1
<b>Average</b>					<b>24.9</b>	<b>29.2</b>	<b>2.9</b>	<b>4.3</b>

JAPAN								
Date	Opponent	Comp	H/A	Result	F	A	TF	TA
12/11/2022	England	Autumn Nations Series	A	L	13	52	1	7
20/11/2022	France	Autumn Nations Series	A	L	17	35	2	4
22/07/2023	Samoa	International	H	L	22	24	1	3
29/07/2023	Tonga	Summer Nations Series	H	W	21	16	3	2
05/08/2023	Fiji	Summer Nations Series	H	L	12	35	2	5
<b>Average</b>					<b>17.0</b>	<b>32.4</b>	<b>1.8</b>	<b>4.2</b>

# FORM-ITALY

All Competitions

ITALY						
Record	Date	Opponent	Comp	Score	Days Since	Games Since
Last Win	19/08/2023	Romania	Summer Nations Series	57-7	5	0
Last Loss	05/08/2023	Ireland	Summer Nations Series	17-33	19	1
Last Home Win	19/08/2023	Romania	Summer Nations Series	57-7	5	0
Last Home Loss	11/03/2023	Wales	Six Nations	17-29	166	4
Last Away Win	01/07/2022	Romania	International	45-13	419	12
Last Away Loss	05/08/2023	Ireland	Summer Nations Series	17-33	19	1

JAPAN						
Record	Date	Opponent	Comp	Score	Days Since	Games Since
Last Win	29/07/2023	Tonga	Summer Nations Series	21-16	26	1
Last Loss	05/08/2023	Fiji	Summer Nations Series	12-35	19	0
Last Home Win	29/07/2023	Tonga	Summer Nations Series	21-16	26	1
Last Home Loss	05/08/2023	Fiji	Summer Nations Series	12-35	19	0
Last Away Win	13/11/2021	Portugal	Autumn Nations Series	38-25	649	11
Last Away Loss	20/11/2022	France	Autumn Nations Series	17-35	277	3

# LAST MEETING - STATISTICS

## Japan 22-25 Italy (2018-06-16 - International)

Japan	Italy	
3	Tries	3
2	Conversions	2
1	Penalty Goals	2
109	Ball Carries	135
8	Offloads	17
3	Line Breaks	6
4	Defenders Beaten	6
596	Carry Metres	769
204	Total Tackles	175
23	Missed Tackle	17
1	Turnovers Won	3
11	Turnover Conceded	14
15	Lineouts Won	10
1	Lineouts Lost	2
12	Total Penalties Conceded	12
21	Kicks in Play	23

#	Player	Minutes Played	Tries	Points	Ball Carries	Defenders Beaten	Tackles	Tackles - Success	Turnovers Won	Pens Conceded
15	Kotaro Matsushima	80	1	5	10	0	9	7	0	0
14	Lomano Lemeki	80	0	0	6	2	7	6	0	1
13	William Tupou	80	1	5	6	1	11	11	0	0
12	Timothy Lafaale	58	0	0	6	0	11	11	0	0
11	Kenki Fukuoka	80	0	0	8	1	8	6	0	1
10	Yu Tamura	58	0	3	7	0	7	7	0	0
9	Fumiaki Tanaka	40	0	0	3	0	6	4	0	1
1	Keita Inagaki	71	0	0	3	0	21	18	0	2
2	Shota Horie	74	0	0	0	0	14	13	0	0
3	Jiwon Gu	71	0	0	1	0	17	13	1	0
4	Wimpie van der Walt	50	0	0	3	0	16	14	0	0
5	Samuela Anise	70	0	0	9	0	14	12	0	2
6	Yoshitaka Tokunaga	40	0	0	4	0	9	8	0	0
7	Michael Leitch	80	0	0	5	0	14	14	0	1
8	Kazuki Himeno	80	0	0	8	0	22	22	0	1
16	Yusuke Niwai	6	0	0	0	0	1	1	0	0
17	Shintaro Ishihara	9	0	0	0	0	0	0	0	0
18	Takuma Asahara	9	0	0	0	0	0	0	0	0
19	Uwe Helu	30	0	0	8	0	4	3	0	0
20	Amanaki Mafi	40	1	5	12	0	4	4	0	0
21	Yutaka Nagare	40	0	0	0	0	3	2	0	0
22	Rikiya Matsuda	22	0	4	6	0	2	2	0	0
23	Ryoto Nakamura	22	0	0	4	0	4	3	0	0



#	Player	Minutes	Tries	Points	Ball Carries	Defenders Beaten	Tackles	Tackles - Success	Turnovers Won	Pens Conceded
15	Jayden Hayward	80	0	0	7	1	5	5	0	1
14	Tommaso Benvenuti	80	1	5	5	1	16	14	0	1
13	Michele Campagnaro	61	0	0	12	0	5	4	0	0
12	Tommaso Castello	80	0	0	12	0	6	5	2	0
11	Matteo Minozzi	80	0	0	11	2	6	5	0	1
10	Tommaso Allan	80	0	10	8	0	11	9	0	0
9	Marcello Violi	50	0	0	4	0	6	5	0	0
1	Andrea Lovotti	66	0	0	3	0	12	12	0	2
2	Leonardo Ghiraldini	72	1	5	12	0	11	10	0	1
3	Tiziano Pasquali	50	0	0	4	0	2	2	0	1
4	Alessandro Zanni	68	0	0	4	0	11	10	0	0
5	Dean Budd	80	0	0	10	0	15	15	0	1
6	Sebastian Negri	80	0	0	14	0	11	10	0	0
7	Jake Polledri	74	1	5	16	2	10	9	0	0
8	Braam Steyn	80	0	0	11	0	14	14	0	1
16	Luca Bigi	9	0	0	0	0	5	5	0	0
17	Cherif Traore	14	0	0	0	0	4	3	0	0
18	Simone Ferrari	30	0	0	0	0	10	10	0	0
19	Marco Fuser	12	0	0	0	0	3	2	1	0
20	Giovanni Licata	6	0	0	1	0	3	3	0	0
21	Tito Tebaldi	30	0	0	1	0	2	1	0	0
23	Giulio Bisegni	19	0	0	0	0	7	5	0	0

# ***TEAM ANALYSIS***

## ***2023 INTERNATIONALS***

# TEAM ANALYSIS - MATCH AVERAGES

2023 INTERNATIONALS

		
22.0	Points	18.3
2.6	Tries	2.0
80.0%	Goal Kicking %	64.3%
125.6	Carries	104.0
820.3	Carry Metres	644.5
9.4	Opposition 22 Entries	5.7
2.0	Points / Opp 22 Entry	2.5
6.8	Line Breaks	3.7
24.8	Defenders Beaten	22.0
8.0	Offloads	7.7
188.1	Passes	155.3
19.3	Kicks From Hand	21.3
158.6	Tackles	148.7
22.6	Missed Tackles	18.3
85.7%	Tackle %	87.7%
10.3	Dominant Tackles	8.0
10.0	Pens Conceded	9.0
0.9	Yellow Cards	0.0
0	Red Cards (Total)	2
3.8	Turnovers Won	5.0
12.5	Turnovers Conceded	15.7
88.3%	Lineout Success %	87.5%
85.7%	Scrum Success %	95.7%
95.5%	Ruck Success %	95.0%
49.8%	Gainline Forward %	61.7%

Ranking - Best to Worst

All stats are on a per match basis (unless stated otherwise)



# TEAM ANALYSIS - POINTS & TRIES

2023 INTERNATIONALS

	SCORED					CONCEDED				
	Total	1'-20'	21'-HT	HT-60'	61'-80'	Total	1'-20'	21'-HT	HT-60'	61'-80'
Argentina	80	6	23	18	33	118	38	21	27	32
Australia	70	36	3	7	24	124	18	31	30	45
England	131	33	34	27	37	194	30	40	55	69
Fiji	114	46	34	17	17	85	19	22	22	22
France	259	78	81	56	44	177	33	43	45	56
Georgia	296	71	71	66	88	54	14	16	10	14
Ireland	213	61	63	15	74	99	45	10	20	24
Italy	169	49	31	36	53	193	68	47	27	51
Japan	12	0	0	0	12	35	14	7	7	7
New Zealand	137	42	31	23	41	59	21	6	12	20
Samoa	53	3	15	21	14	42	20	19	3	0
Scotland	195	43	26	57	69	162	36	60	31	35
South Africa	140	26	29	41	44	97	31	22	6	38
Wales	123	31	19	45	28	220	55	48	57	60
<b>Total</b>	<b>1,992</b>	<b>525</b>	<b>460</b>	<b>429</b>	<b>578</b>	<b>1,659</b>	<b>442</b>	<b>392</b>	<b>352</b>	<b>473</b>

## TRIES PER PERIOD

	SCORED					CONCEDED				
	Total	1'-20'	21'-HT	HT-60'	61'-80'	Total	1'-20'	21'-HT	HT-60'	61'-80'
Argentina	9	0	2	2	5	16	5	3	4	4
Australia	9	5	0	1	3	16	2	4	4	6
England	14	2	4	3	5	26	3	5	8	10
Fiji	15	7	4	2	2	11	2	3	3	3
France	30	9	9	7	5	22	3	5	6	8
Georgia	44	10	11	10	13	6	1	1	2	2
Ireland	30	8	9	2	11	9	3	1	2	3
Italy	20	5	3	5	7	28	11	7	3	7
Japan	2	0	0	0	2	5	2	1	1	1
New Zealand	19	6	4	3	6	8	3	0	2	3
Samoa	7	0	2	3	2	4	3	1	0	0
Scotland	27	5	4	8	10	19	4	7	4	4
South Africa	19	3	4	6	6	10	3	1	0	6
Wales	14	3	1	6	4	27	5	5	8	9
<b>Total</b>	<b>259</b>	<b>63</b>	<b>57</b>	<b>58</b>	<b>81</b>	<b>207</b>	<b>50</b>	<b>44</b>	<b>47</b>	<b>66</b>

	SCORED								CONCEDED							
	Total	Counter Attack	Free Kick	Lineout	Scrum	Start Half	Tap Penalty	Turnover	Total	Counter Attack	Free Kick	Lineout	Scrum	Start Half	Tap Penalty	Turnover
Argentina	9	0	0	5	1	0	3	0	16	3	1	5	3	0	1	3
Australia	9	3	0	1	1	0	1	3	18	3	0	12	2	0	0	1
England	15	2	0	8	1	0	3	1	27	5	0	14	4	0	0	4
Fiji	16	3	0	7	4	0	1	1	11	0	0	5	2	0	2	2
France	30	6	0	11	3	0	2	8	23	6	0	11	2	1	1	2
Georgia	45	2	0	24	4	2	3	10	6	0	0	4	0	0	1	1
Ireland	30	6	0	12	4	0	3	5	9	3	0	4	0	0	1	1
Italy	21	5	0	11	3	0	1	1	31	2	0	15	5	0	4	5
Japan	2	0	0	0	1	0	1	0	5	1	0	1	2	0	0	1
New Zealand	19	4	1	9	3	0	0	2	8	2	0	4	0	0	1	1
Samoa	7	0	0	2	2	0	2	1	4	1	0	2	0	0	1	0
Scotland	27	5	0	14	5	0	2	1	19	2	0	9	2	0	2	4
South Africa	22	3	0	12	1	0	1	5	10	1	0	3	1	0	3	2
Wales	16	1	0	9	1	1	1	3	28	5	0	13	3	0	3	4
<b>Total</b>	<b>268</b>	<b>40</b>	<b>1</b>	<b>125</b>	<b>34</b>	<b>3</b>	<b>24</b>	<b>41</b>	<b>215</b>	<b>34</b>	<b>1</b>	<b>102</b>	<b>26</b>	<b>1</b>	<b>20</b>	<b>31</b>

Max & Min values are highlighted per time-frame/phase/section

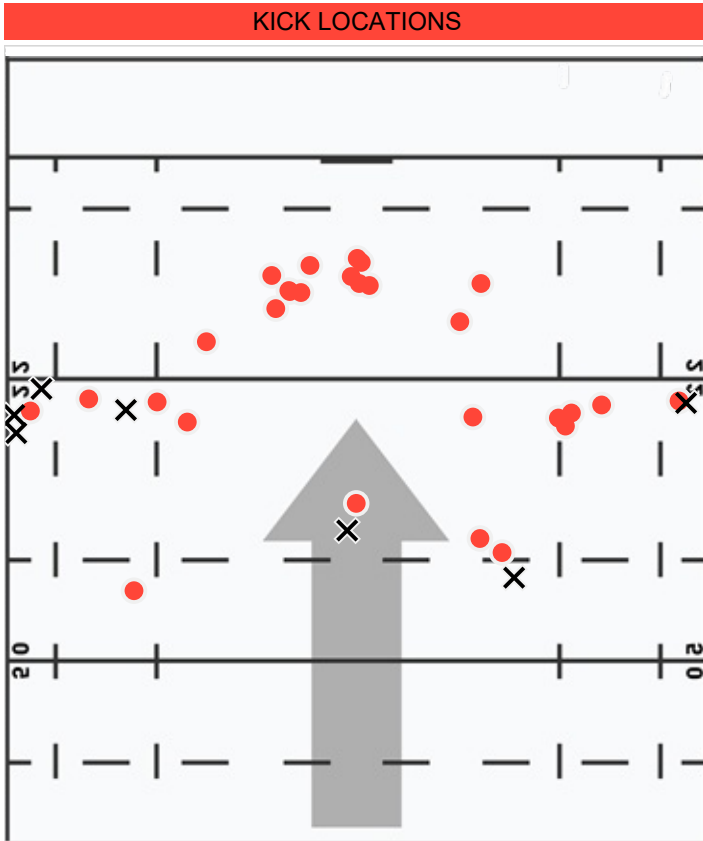


# ***TEAM ANALYSIS***

## ***ITALY - 2023 INTERNATIONALS***

# KICKING

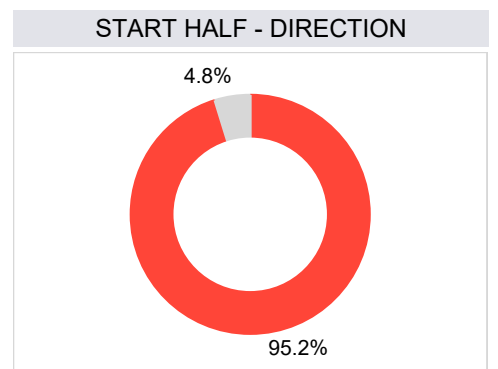
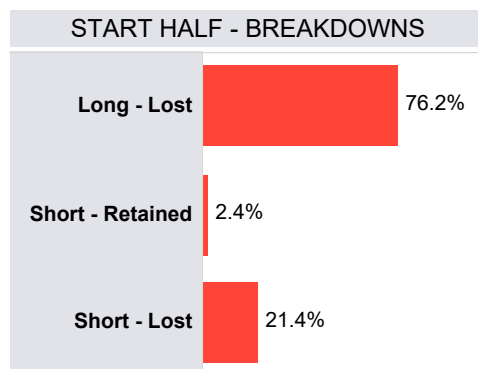
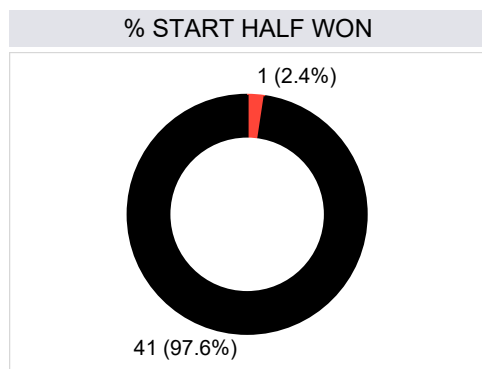

ITALY - 2023 INTERNATIONALS



### LAST 20 KICKS AT GOAL

Opponent	Minute	Player	Pts Gained	Result
Romania	7	Paolo Garbisi	-0.86	Conv Missed
	13	Paolo Garbisi	0.84	Conv Made
	17	Paolo Garbisi	0.04	Conv Made
	21	Paolo Garbisi	-1.32	Conv Missed
	28	Paolo Garbisi	0.10	Conv Made
	44	Paolo Garbisi	0.04	Conv Made
	56	Paolo Garbisi	-0.78	Conv Missed
	66	Paolo Garbisi	0.04	Conv Made
	73	Paolo Garbisi	0.12	Conv Made
Ireland	3	Tommaso Allan	0.87	Pen Made
	52	Tommaso Allan	1.14	Conv Made
	70	Tommaso Allan	0.28	Conv Made
Scotland	26	Tommaso Allan	0.12	Pen Made
	42	Tommaso Allan	1.77	Pen Made
	63	Tommaso Allan	1.18	Conv Made
Scotland	4	Tommaso Allan	-2.49	Pen Missed
	8	Tommaso Allan	0.24	Pen Made
	16	Tommaso Allan	0.87	Pen Made
	64	Tommaso Allan	-0.90	Conv Missed
	66	Paolo Garbisi	0.90	Pen Made
Wales	16	Tommaso Allan	0.81	Pen Made
	44	Tommaso Allan	0.10	Conv Made
	68	Tommaso Allan	0.08	Conv Made
Ireland	8	Paolo Garbisi	0.70	Conv Made
	19	Paolo Garbisi	0.78	Pen Made
	42	Paolo Garbisi	0.04	Conv Made
	56	Paolo Garbisi	0.66	Pen Made
France	14	Tommaso Allan	1.17	Pen Made
	23	Tommaso Allan	0.39	Pen Made
	33	Tommaso Allan	-0.72	Conv Missed
	42	Tommaso Allan	0.09	Pen Made
	62	Tommaso Allan	0.42	Pen Made
	73	Tommaso Allan	-1.65	Pen Missed
<b>Overall Points Gained</b>			<b>5.41</b>	

## KICKS AT GOAL



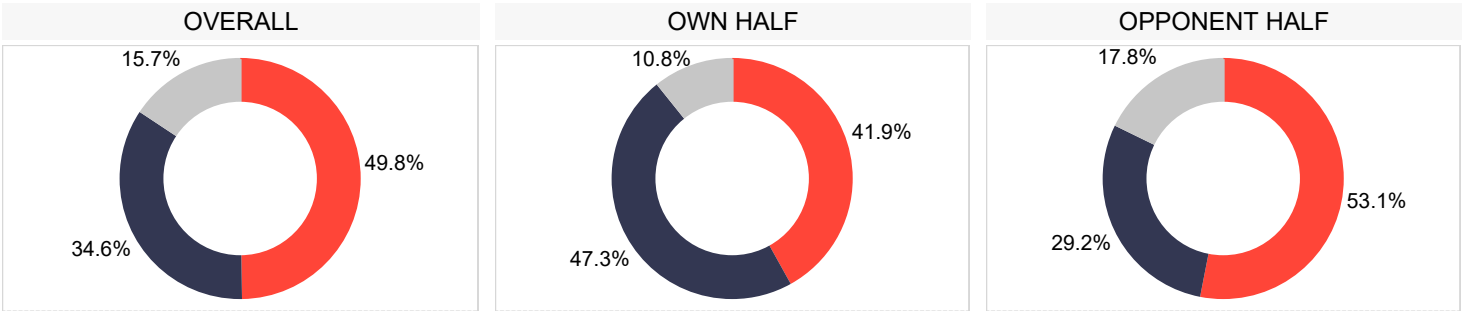
■ Won
 ■ Lost

■ Right
 ■ Split

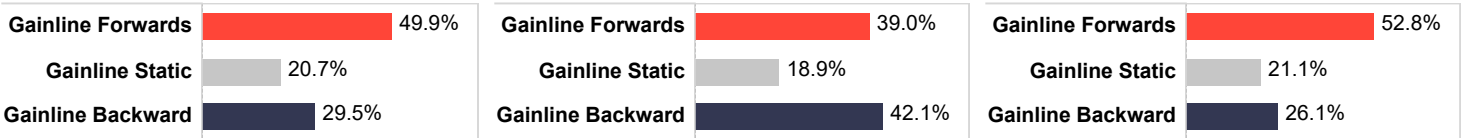
# COLLISIONS

ITALY - 2023 INTERNATIONALS

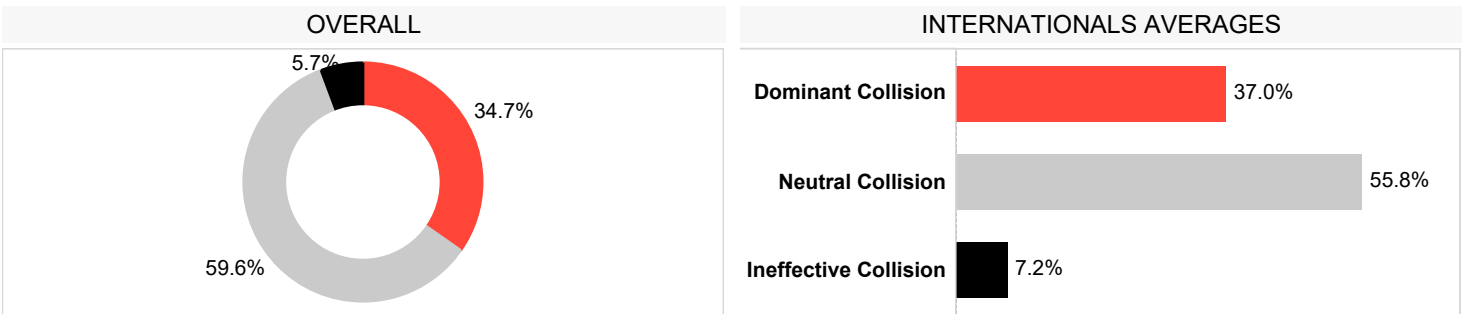
## GAINLINE SUCCESS



### INTERNATIONALS AVERAGES

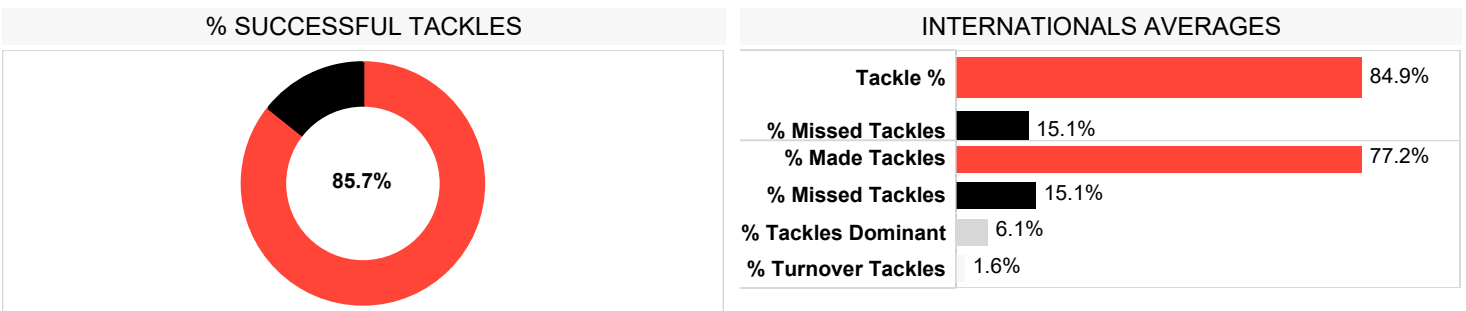


## CARRIES INTO CONTACT\*

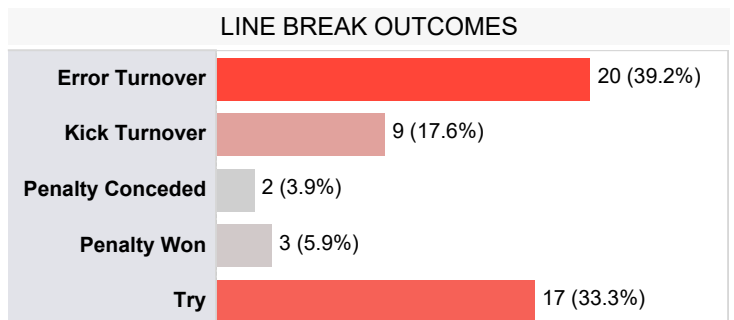


\*dominance based on tackle outcome

## TACKLES

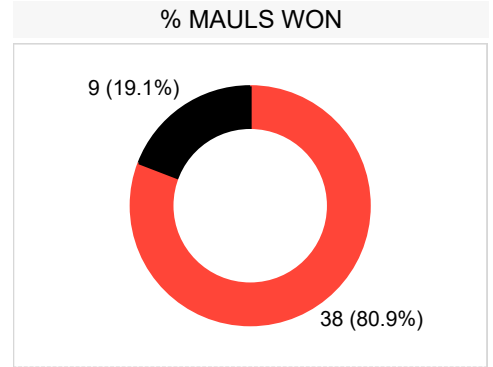
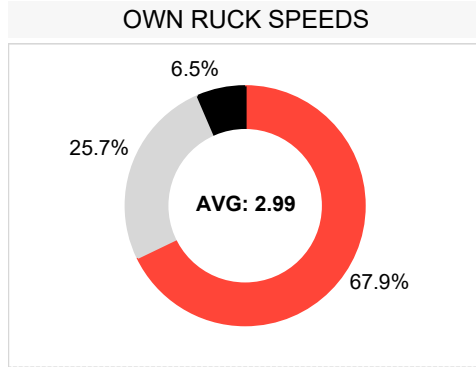
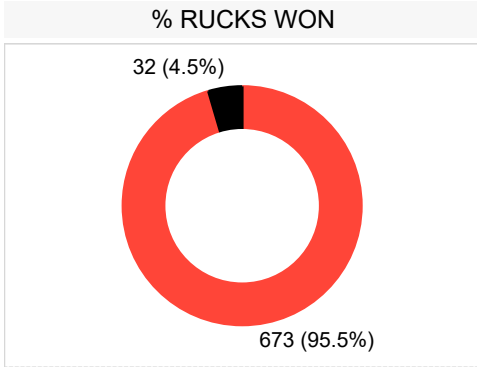


CARRIES & BREAKS	
Line Breaks	54
Line breaks / match	6.8
Defenders Beaten	198
Defenders Beaten / match	24.8
Ball Carries	1,005.0
Carries / Match	125.6

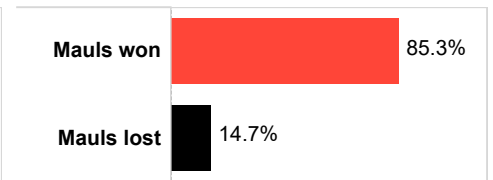
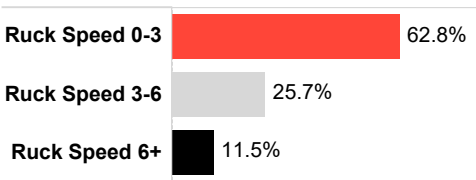
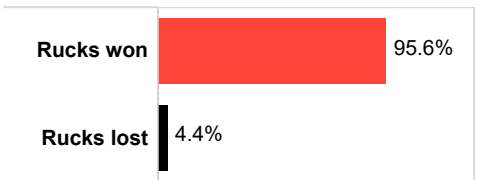


# BREAKDOWN

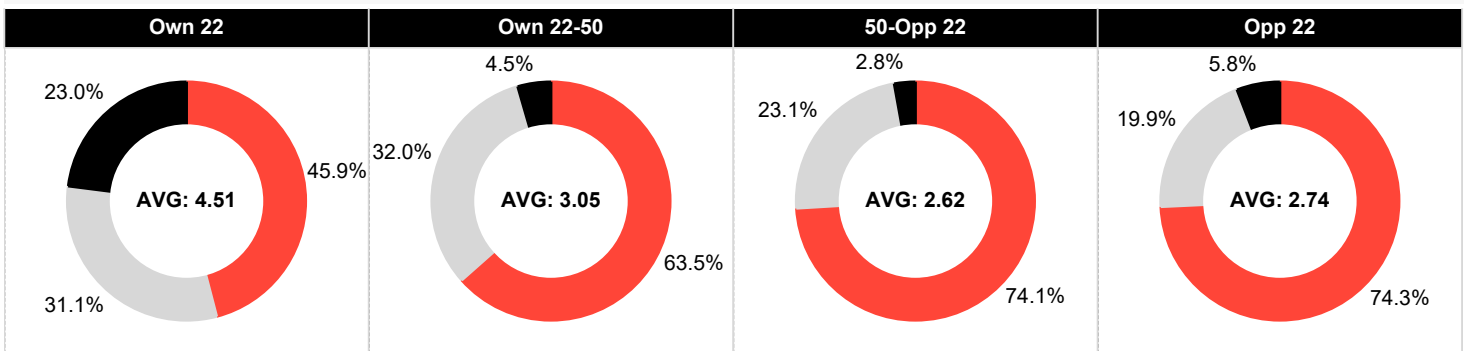
ITALY - 2023 INTERNATIONALS



## INTERNATIONALS AVERAGES



## RUCK SPEEDS - LOCATIONS



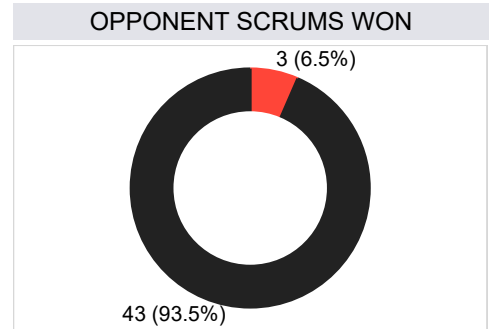
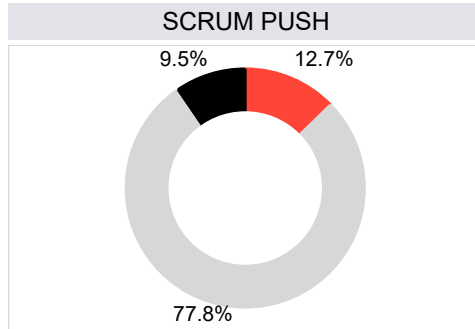
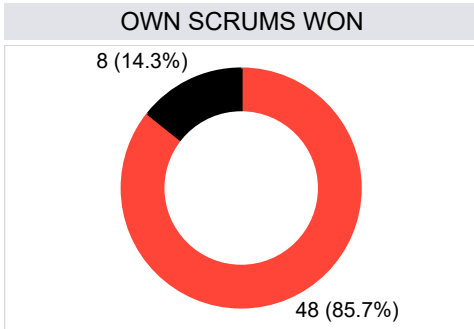
■ Ruck Speed 0-3   
 ■ Ruck Speed 3-6   
 ■ Ruck Speed 6+

Attacking Breakdown Arrivals		Defensive Breakdown Arrivals		Breakdown Steals				
1	Giacomo Nicotera	131	1	Giacomo Nicotera	52	1	Manuel Zuliani	5
2	Niccolo Cannone	127	2	Lorenzo Cannone	50	2	Danilo Fischetti	3
3	Michele Lamaro	108	3	Danilo Fischetti	29	3	Giacomo Nicotera	3
4	Danilo Fischetti	89	4	Federico Ruzza	29	4	Lorenzo Cannone	3
5	Lorenzo Cannone	86	5	Manuel Zuliani	28	<b>Team Total</b>		25

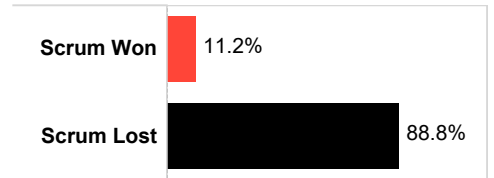
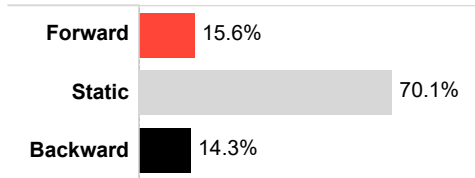
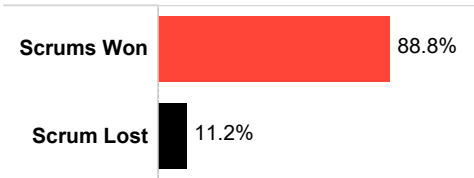
# SET PIECE

ITALY - 2023 INTERNATIONALS

## SCRUMS



### INTERNATIONALS AVERAGES



### OWN SCRUMS

Scrum Won	Scrum Reset Retained	Scrum Lost
48	7	8

### OPPONENT SCRUMS

Scrum Won	Scrum Reset Retained	Scrum Lost
3	5	43

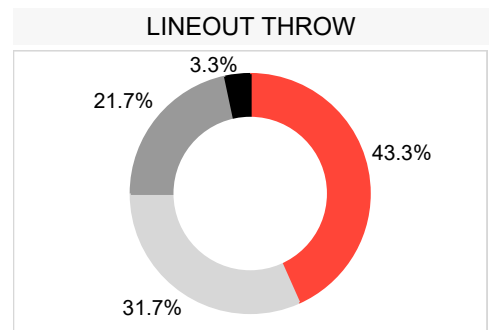
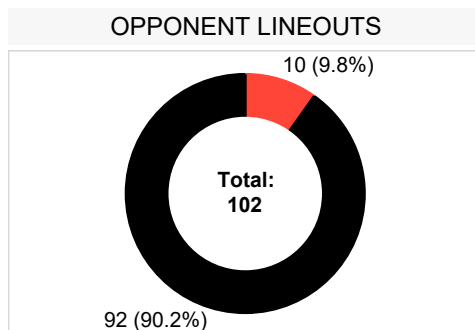
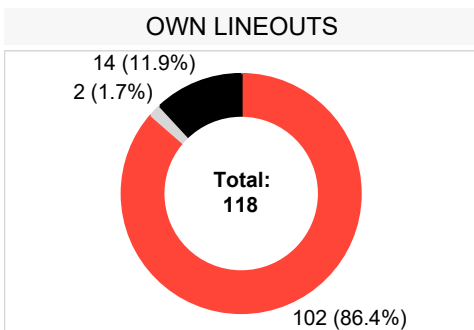
### OWN SCRUMS WON

	Used	Penalty	Free Kick
Total	33	8	7
% of Total	68.8%	16.7%	14.6%

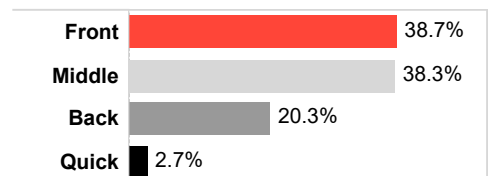
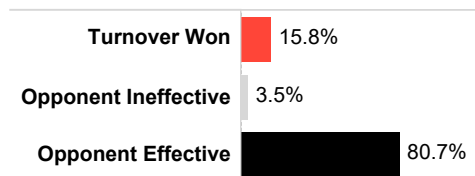
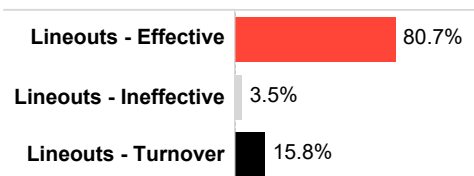
### OPPONENT SCRUMS WON

	Used	Penalty	Free Kick
Total	1	1	2
% of Total	33.3%	33.3%	66.7%

## LINEOUTS



### INTERNATIONALS AVERAGES

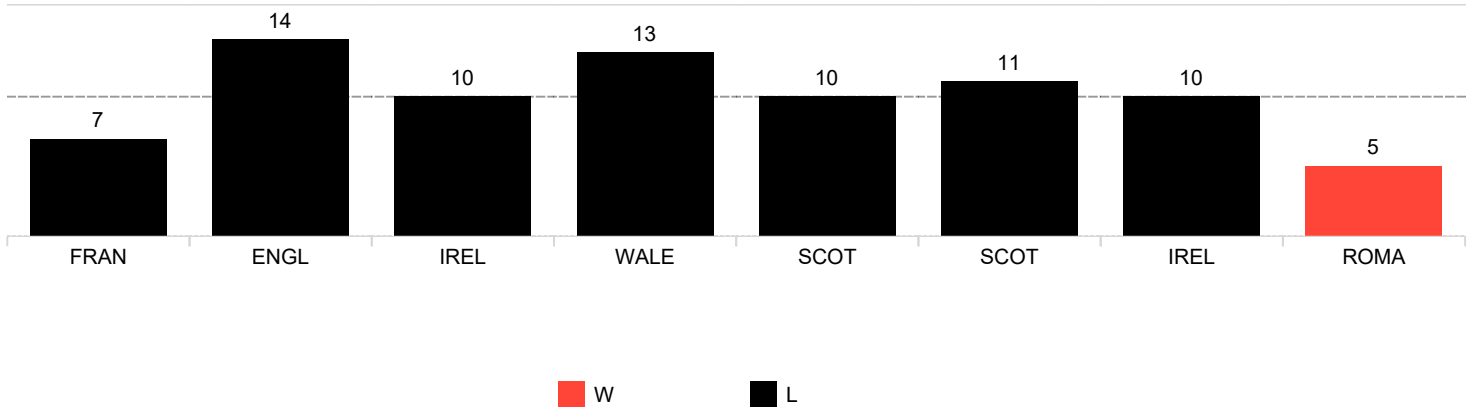


# DISCIPLINE

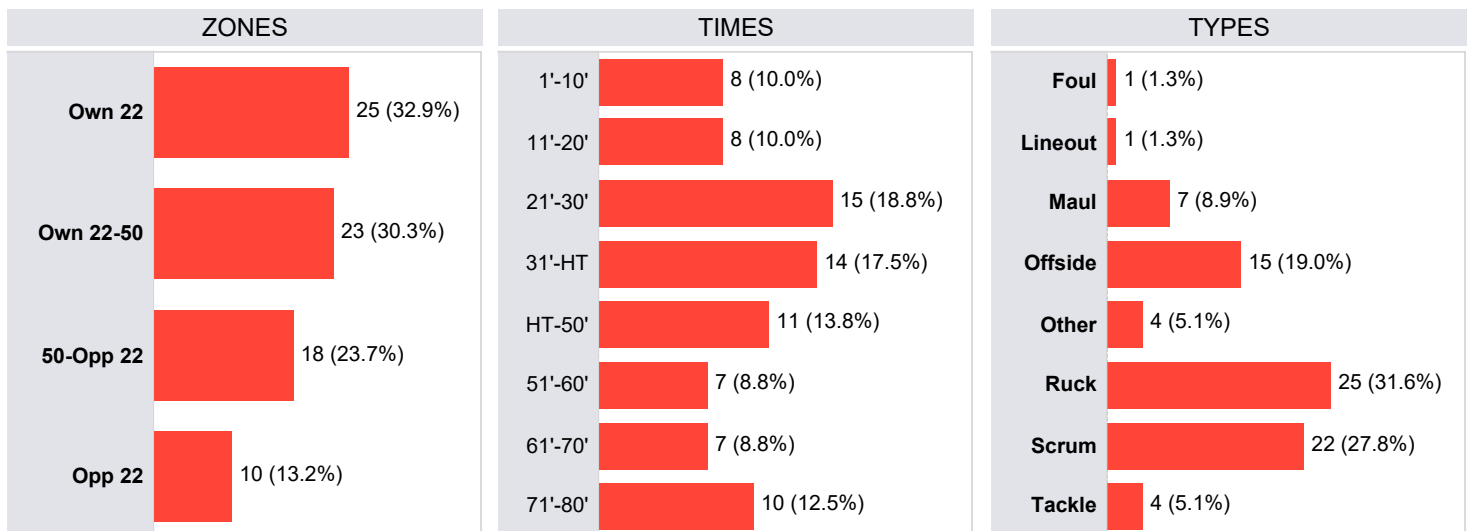
ITALY - 2023 INTERNATIONALS

Statistic	Team	Year Average
Total penalties conceded / match	10.0	10.9
Yellow cards / match	0.9	0.7
Red cards / match	0.0	0.1

## PENALTIES CONCEDED PER MATCH



## PENALTIES & INFRINGEMENTS



## PLAYER STATISTICS - PER 80 AVERAGES WITH A MINIMUM 240 MINUTES PLAYED

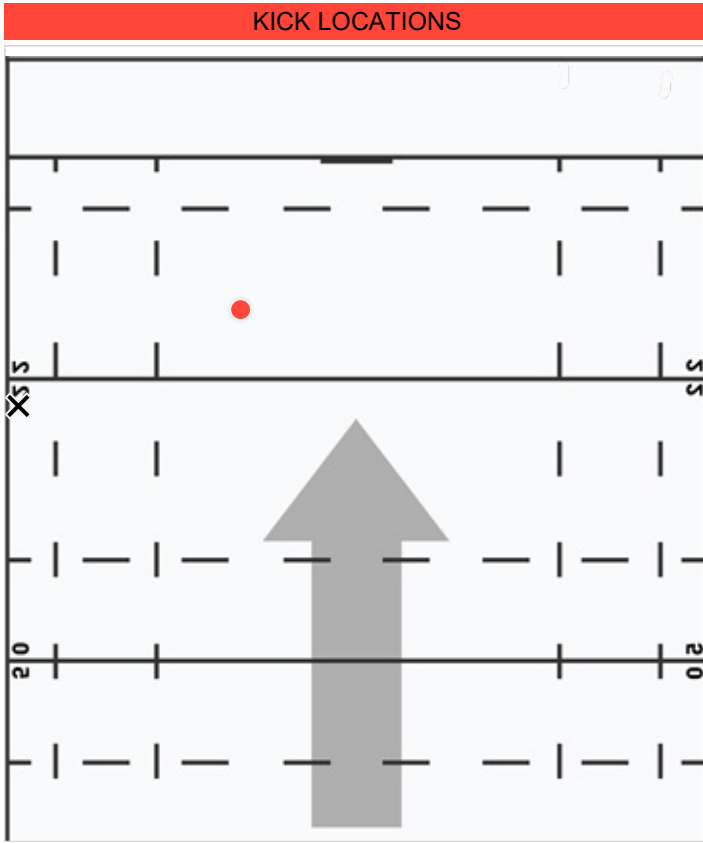
Total penalties conceded		Penalties conceded / 80 minutes		Yellow / Red cards	
1	Danilo Fischetti 11	1	Danilo Fischetti 2.3	1	Lorenzo Cannone 2 / 0
2	Federico Zani 7	2	Lorenzo Cannone 1.2	2	Danilo Fischetti 1 / 0
3	Lorenzo Cannone 7	3	Niccolo Cannone 0.9	3	Marco Riccioni 1 / 0
4	Niccolo Cannone 5	4	Pierre Bruno 0.8	4	Michele Lamaro 1 / 0
5	Federico Ruzza 4	5	Simone Ferrari 0.8	5	Pierre Bruno 1 / 0



**TEAM ANALYSIS**  
**JAPAN - 2023 INTERNATIONALS**

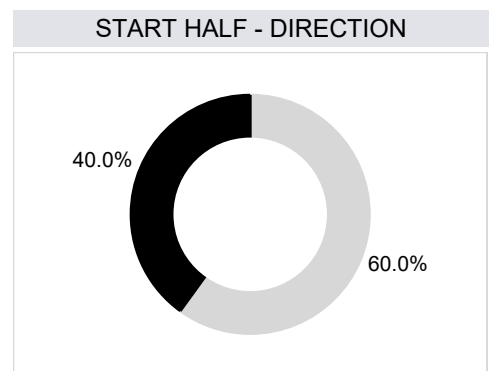
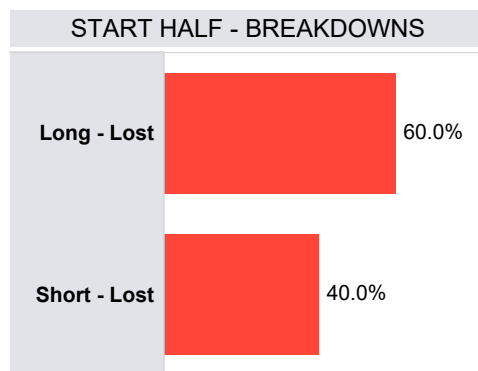
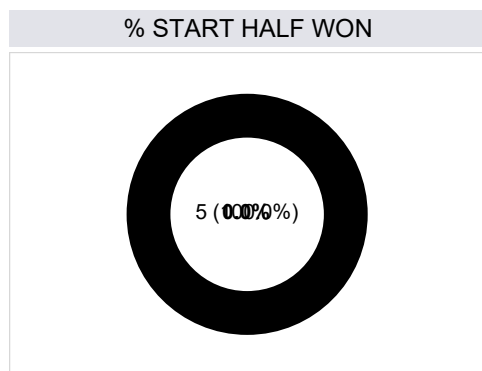
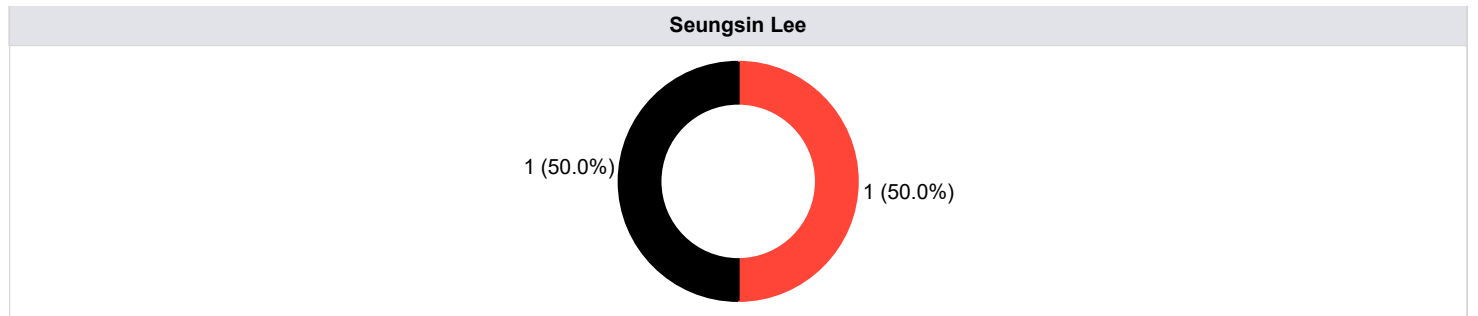
# KICKING

JAPAN - 2023 INTERNATIONALS



LAST 20 KICKS AT GOAL				
Opponent	Minute	Player	Pts Gained	
Fiji	72	Seungsin Lee	0.12	Conv Made
	78	Seungsin Lee	-1.04	Conv Missed
Tonga	18	Seungsin Lee	-1.98	Pen Missed
	21	Seungsin Lee	-1.18	Conv Missed
	32	Seungsin Lee	0.48	Pen Made
	41	Seungsin Lee	-1.44	Conv Missed
	54	Rikiya Matsuda	-0.92	Conv Missed
	67	Rikiya Matsuda	0.09	Pen Made
Samoa	7	Seungsin Lee	0.08	Conv Made
	19	Seungsin Lee	0.39	Pen Made
	42	Seungsin Lee	0.48	Pen Made
	47	Seungsin Lee	0.24	Pen Made
	57	Seungsin Lee	0.12	Pen Made
	61	Seungsin Lee	0.42	Pen Made
Overall Points Gained			-8.76	

## KICKS AT GOAL



Lost

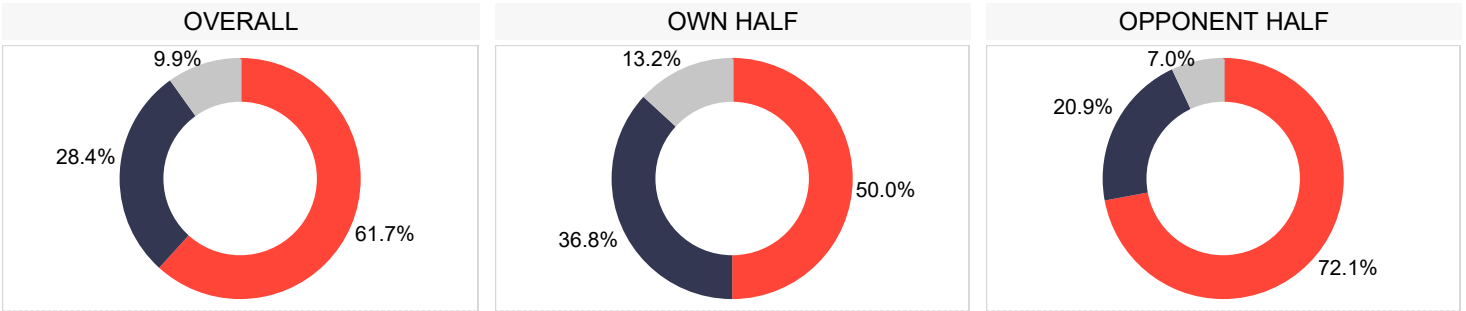
Split

Left

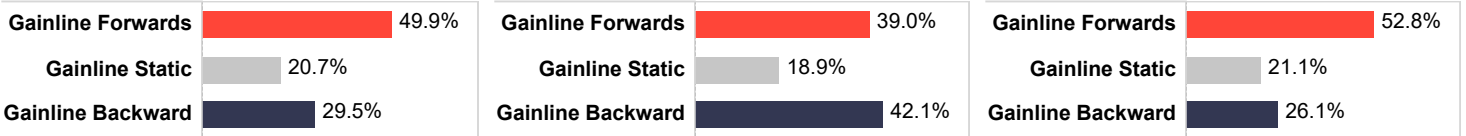
# COLLISIONS

JAPAN - 2023 INTERNATIONALS

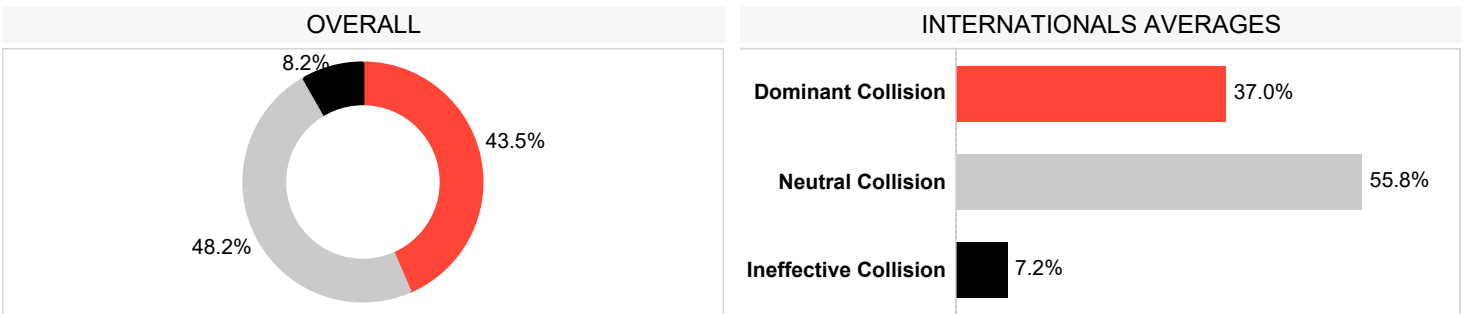
## GAINLINE SUCCESS



## CHAMPIONSHIP AVERAGES

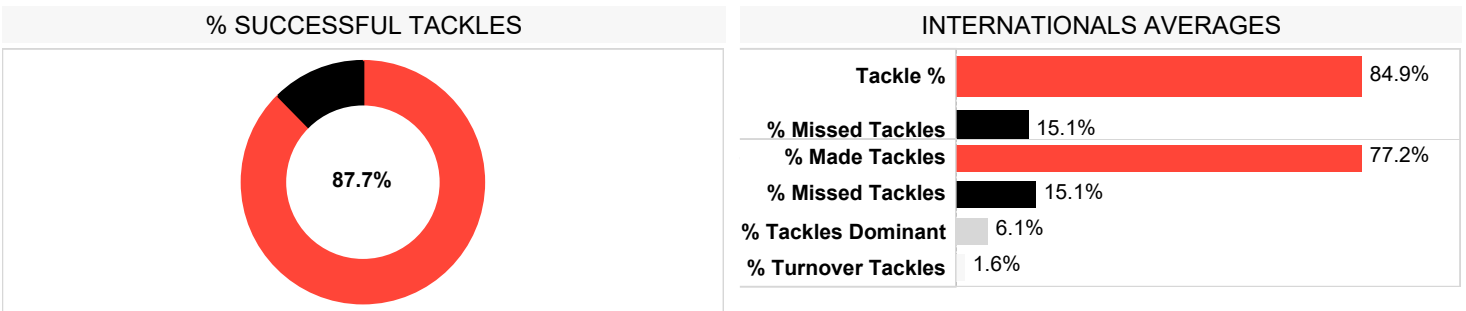


## CARRIES INTO CONTACT\*



\*dominance based on tackle outcome

## TACKLES

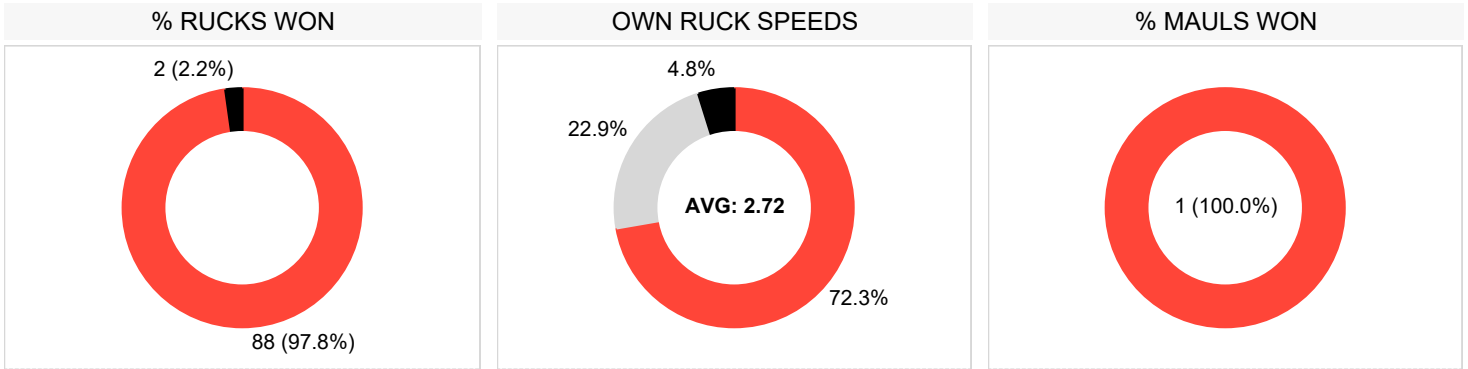


CARRIES & BREAKS	
Line Breaks	11
Line breaks / match	3.7
Defenders Beaten	66
Defenders Beaten / match	22.0
Ball Carries	312.0
Carries / Match	104.0

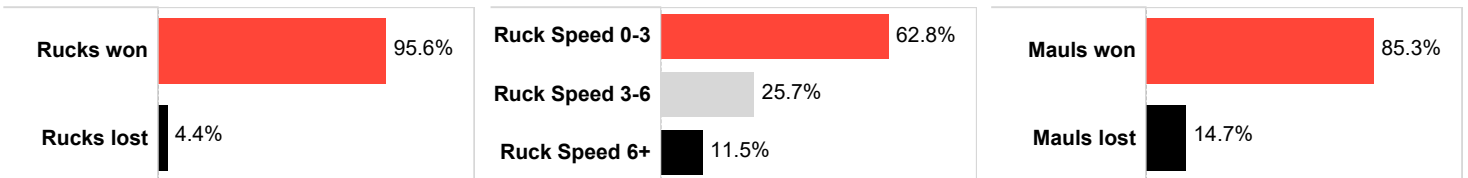


# BREAKDOWN

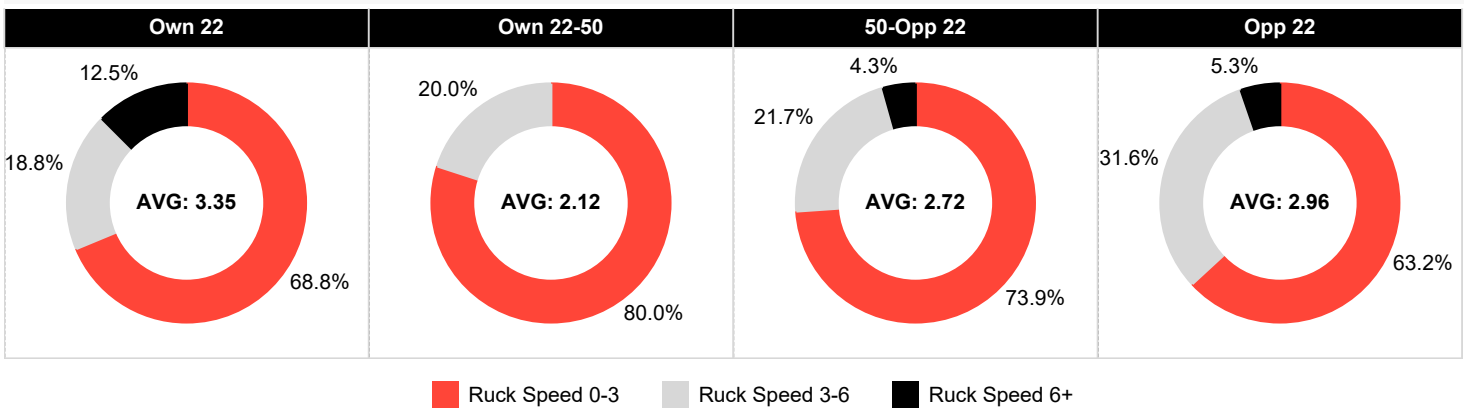
JAPAN - 2023 INTERNATIONALS



## INTERNATIONALS AVERAGES



## RUCK SPEEDS - LOCATIONS

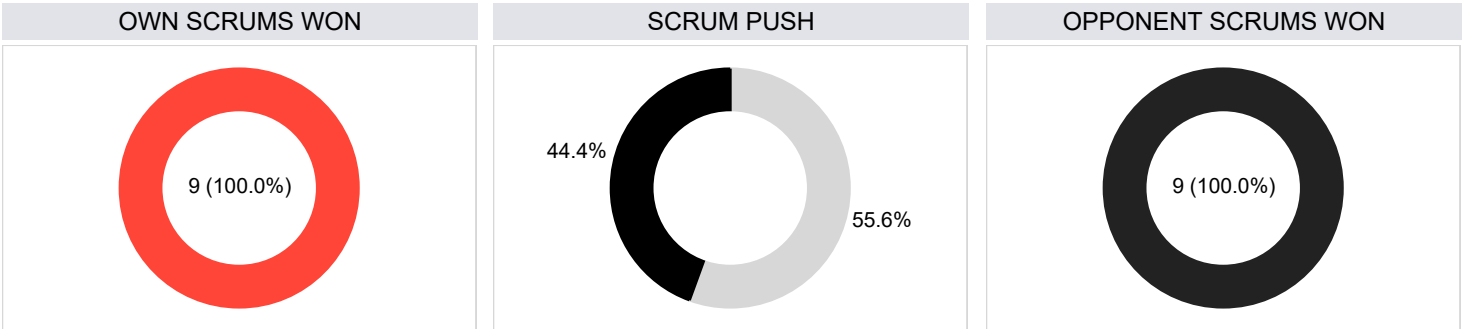


Attacking Breakdown Arrivals			Defensive Breakdown Arrivals			Breakdown Steals		
1	James Moore	21	1	Kazuki Himeno	5			
2	Jack Cornelsen	20	2	Shota Horie	5			
3	Shota Horie	13	3	Atsushi Sakate	3			
4	Craig Millar	12	4	James Moore	2			
5	Kazuki Himeno	12	5	Kanji Shimokawa	2			

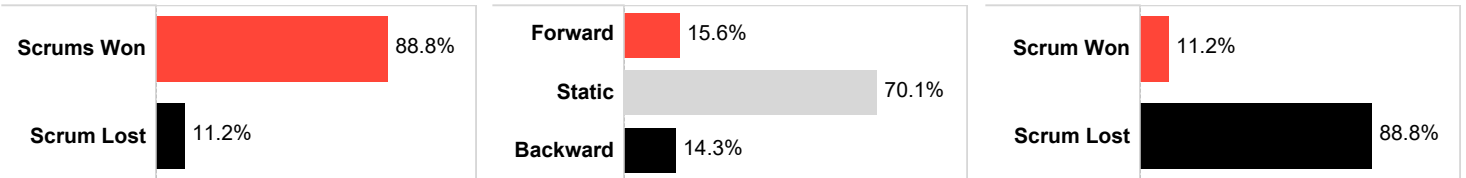
# SET PIECE

JAPAN - 2023 INTERNATIONALS

## SCRUMS

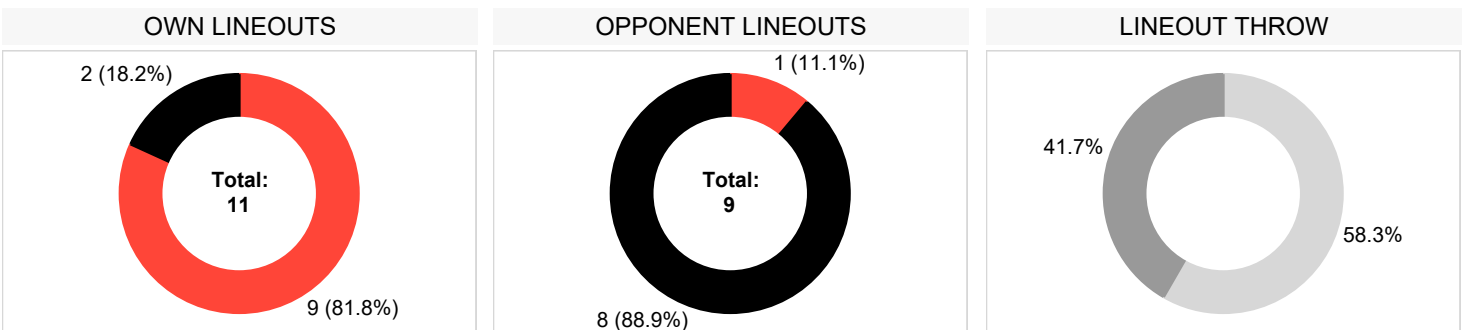


### INTERNATIONALS AVERAGES

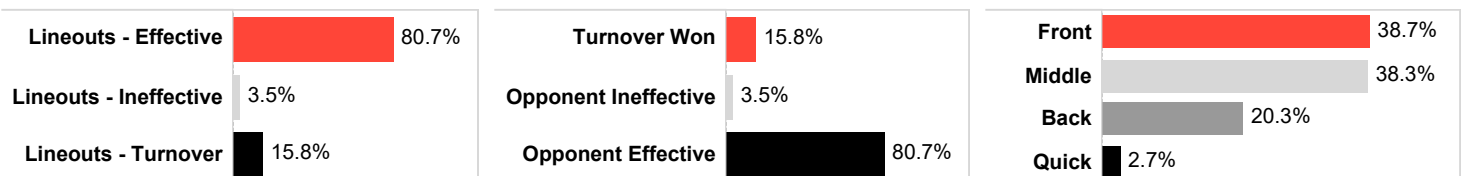


OWN SCRUMS			OPPONENT SCRUMS			
<b>Scrums Won</b>			<b>Scrum Reset Retained</b>		<b>Scrum Lost</b>	
9			2		9	
OWN SCRUMS WON			OPPONENT SCRUMS WON			
	<b>Used</b>	<b>Penalty</b>	<b>Free Kick</b>	<b>Used</b>	<b>Penalty</b>	<b>Free Kick</b>
<b>Total</b>	8		1	<b>Total</b>		
<b>% of Total</b>	88.9%		11.1%	<b>% of Total</b>		

## LINEOUTS



### INTERNATIONALS AVERAGES

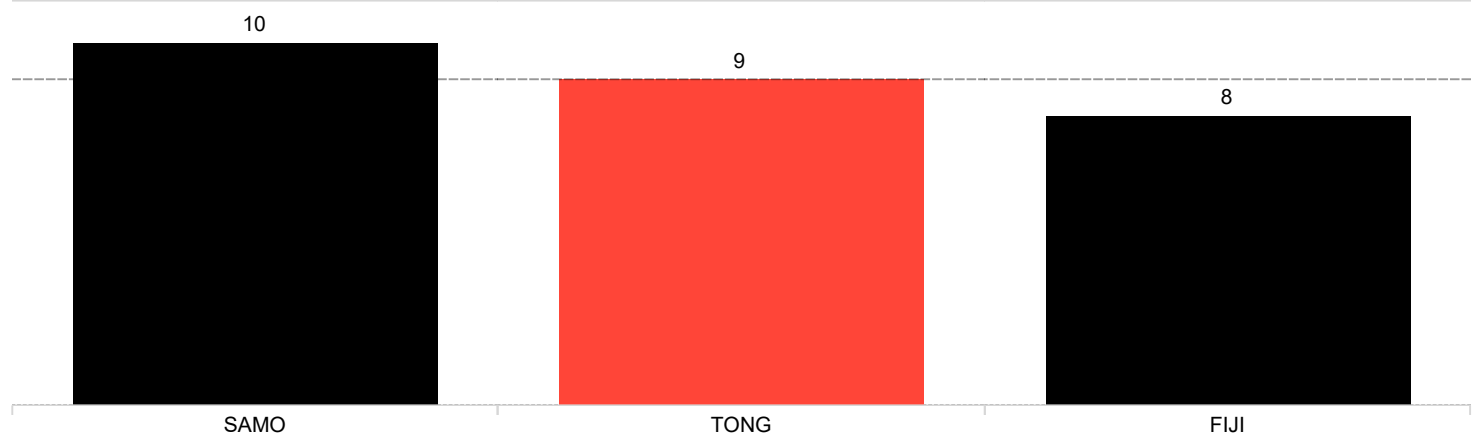


# DISCIPLINE

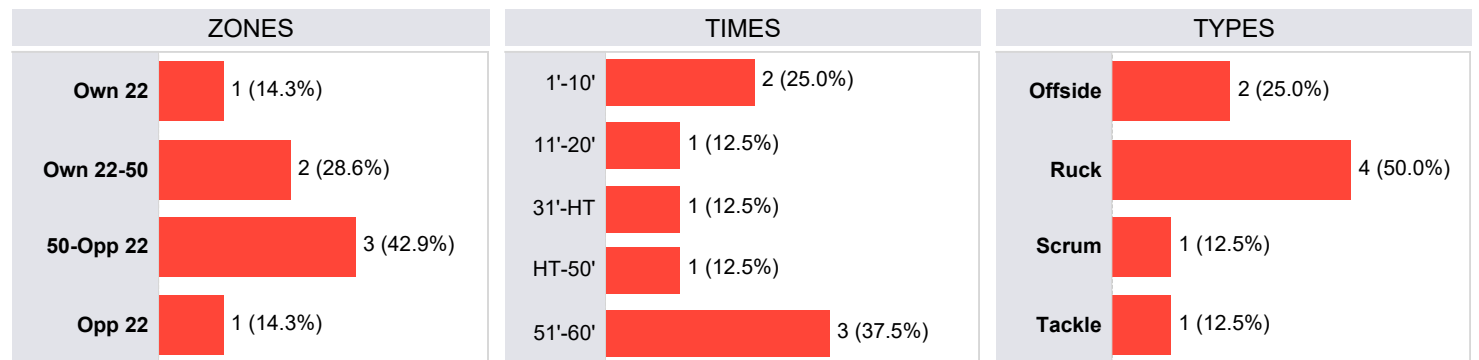
JAPAN - 2023 INTERNATIONALS

Statistic	Team	Year Average
Total penalties conceded / match	9.0	10.9
Yellow cards / match	0.0	0.7
Red cards / match	0.7	0.1

## PENALTIES CONCEDED PER MATCH



## PENALTIES & INFRINGEMENTS



## PLAYER STATISTICS - PER 80 AVERAGES WITH A MINIMUM 240 MINUTES PLAYED

Total penalties conceded		Penalties conceded / 80 minutes		Yellow / Red cards		
1	Keita Inagaki	4		1	Michael Leitch	0 / 1
2	Asaeli Ai Valu	3		2	Pieter Labuschagne	0 / 1
3	Craig Millar	3	1			
4	Amato Fakatava	2				
5	Jack Cornelsen	2	0.7			

***PLAYER STATS***  
***2023 INTERNATIONALS***

# APPEARANCE CHART - ITALY

2023 INTERNATIONALS

	05/02/23	12/02/23	25/02/23	11/03/23	18/03/23	29/07/23	05/08/23	19/08/23
	France	England	Ireland	Wales	Scotland	Scotland	Ireland	Romania
T. Allan	10	10	s23	15	15*	10	15	s22
F. Alongi						s18		
L. Bigi	s16	s16	s16	s16			s16	
J. Brex	13	13	13	13*	13		13	13*
P. Bruno	14	s23	11*	11	14	14		
P. Buonfiglio							s17	
N. Cannone	4	4	4	4	s19		s19	4
L. Cannone	8	8	8	8	8	s20	8	s20
A. Capuozzo	15*	15	15					15**
P. Ceccarelli	s18				s18	3		s18
G. Da Re						s22		
H. Faiva						2		s16
S. Ferrari	3	s18	3	3			s18	3
D. Fischetti	1	1	1	1	1	s17	1	
A. Fusco	s22	s22*	s21	s22	9		s22	s21
P. Garbisi			10	10	10		10	10
A. Garbisi					s22	s21		9*
S. Gesi					11			
T. Halafihi						8		8*
E. Iachizzi	s19	s19	s19	s19	4	s19		
M. Ioane						11*	11	11*
M. Lamaro	7	7	7	7	7		s20	7
D. Lamb							4	5*
M. Manfredi					s16	s16		
T. Menoncello	11	11	12	12		13	12*	
F. Mori						s23		
L. Morisi	12	12	s22	s23	12	12		12
S. Negri	6	6	6	6*	6		6	6
I. Nemer								1
G. Nicotera	2	2	2	2	2		2	2*
P. Odogwu							14	14*
E. Padovani	s23	14	14	14				
M. Page-Relo						9		
L. Pani						15	s23*	s23
G. Pettinelli	s20		s20	s20	s20		s21	
J. Polledri		s20						
M. Riccioni		3*	s18	s18	3		3	
F. Ruzza	5	5	5	5	5	6	5	s19
D. Sisi						4		
S. Varney	9	9	9*	9			9	
A. Zambonin						5		
F. Zani	s17	s17	s17	s17	s17	1		s17
M. Zanon					s23			
M. Zuliani	s21	s21		s21	s21	7	7	

KEY: Number denotes position, s: substitute, u: unused replacement, \*: try scored

# APPEARANCE CHART - JAPAN

2023 INTERNATIONALS

	22/07/23 Samoa	29/07/23 Tonga	05/08/23 Fiji
A. Ai Valu		3	3
J. Cornelsen	6	6	6
A. Fakatava	5*	4*	5
S. Fukui	s20		
J. Gu	3	s18	s18
B. Gunter		7	s20
U. Helu	s19	5	
K. Himeno	7	8	8
S. Horie	s16	s16	s16
K. Inagaki	1	1	1
S. Kakinaga	s18		
P. Labuschagne			7
S. Lee	10	10	s22
M. Leitch	8		
S. Masirewa		11*	14*
R. Matsuda	s22	s22	10
K. Matsushima	14	s23	15
C. Millar	s17	s17	s17
J. Moore	4	s19	4
Y. Nagare	9	s21	s21
J. Naikabula	11	14*	11*
R. Nakamura			s23
S. Nakano	12		
T. Osada	s23	12	12
D. Riley	13	13	13
N. Saito	s21	9	9
A. Sakate	2	2	2
K. Shimokawa			s19
T. Tatafu		s20	
R. Yamanaka	15	15	

KEY: Number denotes position, s: substitute, u: unused replacement, \*: try scored

# PLAYER DATA - ITALY

2023 INTERNATIONALS

	Games	Starts	Minutes Played	Points	Tries	Ball Carries	Carry Metres	Line Breaks	Defenders Beaten	Passes	Offloads	Turnover Con	Successful Tackles	Missed Tackles	Dominant Tackles	Penalties Conceded	Kicks	Kicking Metres	Lineout Takes	Lineout Steals
T. Allan	8	6	512	49	1	64	468	4	10	156	5	4	30	6	0	1	35	1,063	3	0
F. Alongi	1	0	20	0	0	2	6	0	0	0	0	0	0	0	0	1	0	0	0	0
L. Bigi	5	0	111	0	0	4	12	0	0	9	0	1	22	1	2	1	0	0	0	0
J. Brex	7	7	560	10	2	78	521	2	6	104	3	8	40	12	3	3	6	124	0	0
P. Bruno	6	5	379	5	1	45	415	2	13	28	10	9	21	17	1	4	5	189	0	0
P. Buonfiglio	1	0	23	0	0	0	0	0	0	0	0	0	8	1	0	0	0	0	0	0
N. Cannone	7	5	425	0	0	35	137	0	1	18	0	4	65	5	5	5	1	16	12	0
L. Cannone	8	6	455	0	0	52	349	2	12	27	3	2	84	5	7	7	0	0	4	0
A. Capuozzo	4	4	310	15	3	53	581	9	28	36	5	5	7	5	1	2	11	270	0	0
P. Ceccarelli	4	1	142	0	0	10	66	1	1	6	1	2	20	1	0	0	0	0	0	0
G. Da Re	1	0	17	0	0	3	16	0	1	5	0	0	1	0	0	0	1	35	0	0
H. Faiva	2	1	87	0	0	6	20	0	1	6	0	0	15	3	2	1	0	0	0	0
S. Ferrari	6	4	291	0	0	15	58	0	1	4	0	1	38	4	1	3	0	0	0	0
D. Fischetti	7	6	381	0	0	33	170	1	8	10	0	2	69	7	11	11	2	19	0	0
A. Fusco	7	1	182	5	1	19	153	2	11	155	0	3	20	6	4	1	6	199	0	0
P. Garbisi	5	5	392	25	0	36	263	2	8	163	2	6	34	5	0	0	30	948	1	0
A. Garbisi	3	1	121	5	1	12	101	2	3	124	1	1	7	5	2	0	1	34	0	0
S. Gesi	1	1	69	0	0	4	17	0	1	2	0	0	2	1	0	0	1	1	0	0
T. Halafihi	2	2	160	5	1	18	84	1	5	9	3	1	22	1	0	0	0	0	0	0
E. Iachizzi	6	1	113	0	0	18	111	1	2	4	0	1	16	2	1	2	0	0	3	0
M. Ioane	3	3	227	10	2	37	346	4	10	27	5	4	5	4	1	1	2	31	1	0
M. Lamaro	7	6	439	0	0	40	155	0	2	55	6	0	65	10	4	3	1	9	3	0
D. Lamb	2	2	125	5	1	12	110	2	0	8	2	2	16	2	2	0	0	0	9	1
M. Manfredi	2	0	31	0	0	4	13	0	0	2	0	0	2	1	0	0	0	0	0	0
T. Menoncello	6	6	452	5	1	40	354	4	13	24	2	5	48	7	2	3	7	180	0	0
F. Mori	1	0	23	0	0	5	31	0	1	2	0	1	2	0	0	0	0	0	0	0
L. Morsi	7	5	333	0	0	51	356	1	6	38	4	2	41	9	3	3	2	43	0	0
S. Negri	7	7	450	5	1	83	473	2	19	19	1	1	66	6	6	1	0	0	12	0
I. Nemer	1	1	41	0	0	3	11	0	0	5	0	0	3	0	0	0	0	0	0	0
G. Nicotera	7	7	411	5	1	36	142	0	2	34	1	1	84	19	8	2	0	0	0	0
P. Odogwu	2	2	77	5	1	7	56	3	2	1	0	3	9	2	0	1	0	0	0	0
E. Padovani	4	3	254	0	0	27	155	1	3	7	0	4	7	1	1	1	6	258	0	0
M. Page-Rele	1	1	63	0	0	8	36	1	1	43	0	0	2	1	0	1	3	31	0	0
L. Pani	3	1	160	5	1	17	155	2	1	5	1	4	6	0	1	0	3	180	0	0
G. Pettinelli	5	0	55	0	0	7	54	1	2	2	0	3	8	1	0	0	0	0	3	0
J. Polledri	1	0	23	0	0	4	27	0	2	1	0	0	2	1	1	0	0	0	0	0
M. Riccioni	5	3	182	5	1	8	34	0	3	7	0	1	34	4	2	4	0	0	0	0
F. Ruzza	8	7	570	0	0	38	170	2	5	41	4	8	72	4	5	4	0	0	48	3
D. Sisi	1	1	57	0	0	5	16	0	0	1	0	0	6	1	1	0	0	0	1	0
S. Varney	5	5	300	5	1	22	86	0	4	283	2	5	13	11	2	2	28	718	0	0
A. Zambonin	1	1	80	0	0	3	27	1	0	6	0	1	8	2	0	0	0	0	4	0
F. Zani	7	1	189	0	0	10	31	0	0	6	0	0	29	1	1	7	1	16	0	0
M. Zanon	1	0	10	0	0	4	24	0	0	1	0	0	0	0	0	0	0	0	0	0
M. Zuliani	6	2	224	0	0	27	153	1	10	21	3	5	39	7	2	3	2	77	1	0

# PLAYER DATA - JAPAN

2023 INTERNATIONALS

	Games	Starts	Minutes Played	Points	Tries	Ball Carries	Carry Metres	Line Breaks	Defenders Beaten	Passes	Offloads	Turnover Con	Successful Tackles	Missed Tackles	Dominant Tackles	Penalties Conceded	Kicks	Kicking Metres	Lineout Takes	Lineout Steals
A. Ai Valu	2	2	93	0	0	3	8	0	0	7	0	1	15	3	1	3	0	0	0	0
J. Cornelsen	3	3	240	0	0	9	32	0	0	14	2	2	28	0	0	2	0	0	10	2
A. Fakatava	3	3	167	10	2	16	142	2	7	7	0	1	28	1	3	2	0	0	3	0
S. Fukui	1	0	26	0	0	4	22	0	0	2	1	0	2	3	0	1	0	0	1	0
J. Gu	3	1	134	0	0	14	58	1	1	4	0	0	20	2	2	1	0	0	0	0
B. Gunter	2	1	80	0	0	7	25	0	1	3	0	1	7	4	0	1	0	0	0	0
U. Helu	2	1	62	0	0	7	24	0	1	3	2	1	16	0	0	0	0	0	0	1
K. Himeno	3	3	218	0	0	29	121	0	2	10	0	6	33	3	3	1	0	0	1	0
S. Horie	3	0	80	0	0	3	8	0	1	6	0	1	12	1	0	0	0	0	0	0
K. Inagaki	3	3	160	0	0	6	22	0	0	3	0	0	24	0	2	4	0	0	0	0
S. Kakinaga	1	0	14	0	0	4	13	0	0	0	0	0	2	0	0	0	0	0	0	0
P. Labuschagne	1	1	6	0	0	1	3	0	0	0	0	0	2	0	0	1	0	0	0	0
S. Lee	3	2	139	22	0	13	89	0	1	36	1	2	20	3	0	1	16	581	1	0
M. Leitch	1	1	30	0	0	5	27	0	1	2	1	2	4	1	0	1	0	0	0	0
S. Masirewa	2	2	160	10	2	20	173	2	6	9	2	4	5	1	0	0	4	138	0	0
R. Matsuda	3	1	101	3	0	6	28	0	1	38	1	1	5	1	0	0	6	85	1	0
K. Matsushima	3	2	177	0	0	27	219	0	10	14	2	4	7	5	0	0	5	215	0	0
C. Millar	3	0	81	0	0	13	67	0	2	3	0	0	18	1	2	3	0	0	0	0
J. Moore	3	2	194	0	0	12	46	0	0	15	0	1	34	1	3	2	0	0	9	2
Y. Nagare	3	1	122	0	0	1	0	0	0	126	1	0	6	3	1	1	9	209	0	0
J. Naikabula	3	3	240	10	2	26	189	2	9	6	1	1	17	2	2	0	4	115	0	0
R. Nakamura	1	0	19	0	0	5	38	0	2	9	1	1	2	0	0	0	0	0	0	0
S. Nakano	1	1	54	0	0	9	49	0	1	5	1	2	4	1	0	0	0	0	0	0
T. Osada	3	2	179	0	0	23	247	2	12	13	1	6	16	5	1	1	0	0	0	0
D. Riley	3	3	202	0	0	14	116	2	3	13	2	3	18	5	1	1	3	107	0	0
N. Saito	3	2	119	0	0	3	18	0	1	87	0	1	8	3	0	0	5	80	0	0
A. Sakate	3	3	161	0	0	6	22	0	0	12	0	0	25	4	3	0	1	35	0	0
K. Shimokawa	1	0	57	0	0	10	48	0	0	2	1	1	7	0	0	0	1	27	0	0
T. Tatafu	1	0	22	0	0	6	24	0	1	2	2	1	1	0	0	0	0	0	0	0
R. Yamanaka	2	2	143	0	0	10	57	0	3	15	1	4	5	2	0	1	10	315	0	0

# ***PLAYER RANKINGS***

## **2023 INTERNATIONALS**

# PLAYER RANKINGS - POINTS

2023 INTERNATIONALS

## POINTS

		Games	Points	Minutes	Pens	Conv	Drop Goals	Tries	
1	T. Ramos	France	6	99	461	13	21	1	3
2	L. Matkava	Georgia	7	62	300	2	23	0	2
3	A. Tabutsadze	Georgia	7	50	530	0	0	0	10
4	T. Allan	Italy	8	49	512	10	7	0	1
4	F. Russell	Scotland	6	49	480	6	13	0	1
4	E. Stella	Germany	5	49	378	10	7	0	1
7	M. Libbok	South Africa	5	45	337	6	11	0	1
8	O. Farrell	England	6	37	417	9	5	0	0
9	R. Mo'unga	New Zealand	4	36	210	5	8	0	1
10	J. Sexton	Ireland	4	35	259	5	10	0	0

## GOAL KICKING (MADE)

		Games	Minutes	Goals	Misses	Pens	Pens Missed	Conv	Conv Missed	Goal Kicking ..	
1	T. Ramos	France	6	461	34	5	13	2	21	3	87.2%
2	L. Matkava	Georgia	7	300	25	6	2	0	23	6	80.6%
3	F. Russell	Scotland	6	480	19	7	6	0	13	7	73.1%
4	T. Allan	Italy	8	512	17	4	10	2	7	2	81.0%
4	M. Libbok	South Africa	5	337	17	12	6	6	11	6	58.6%
4	E. Stella	Germany	5	378	17	7	10	3	7	4	70.8%
7	J. Sexton	Ireland	4	259	15	2	5	0	10	2	88.2%
8	O. Farrell	England	6	417	14	8	9	2	5	6	63.6%
9	R. Mo'unga	New Zealand	4	210	13	3	5	0	8	3	81.3%
10	C. Muntz	Fiji	3	229	12	3	5	0	7	3	80.0%
10	W. Piotrowicz	Poland	5	331	12	5	7	3	5	2	70.6%

## GOAL KICKING (%)\*

		Games	Kicks	Made	Available Points	Points Scored	Expected Points	Pts Gained	Goal Kicking %	
1	Marcus Smith	England	2	5	5	14	14	12.3	1.7	100.0%
1	Leigh Halfpenny	Wales	3	7	7	17	17	15.0	2.1	100.0%
1	Quade Cooper	Australia	2	6	6	14	14	8.6	5.4	100.0%
4	Johnny Sexton	Ireland	4	17	15	39	35	31.7	3.3	88.2%
5	Melvyn Jaminet	France	1	8	7	21	19	15.1	3.9	87.5%
5	Dan Biggar	Wales	4	8	7	18	15	15.5	-0.5	87.5%
7	Thomas Ramos	France	6	39	34	93	81	73.6	7.4	87.2%
8	D'Angelo Leuila	Samoa	1	7	6	17	14	12.9	1.1	85.7%
9	Emiliano Boffelli	Argentina	3	12	10	29	24	21.8	2.2	83.3%
10	Richie Mo'unga	New Zealand	3	16	13	37	31	25.2	5.8	81.3%

\*Minimum 5 Kicks at Goal



ITALY



JAPAN

# PLAYER RANKINGS - TRIES

2023 INTERNATIONALS

## TRIES

		Games	Minutes Played	Tries	Tries / 80	
1	A. Tabutsadze	Georgia	7	530	10	1.5
2	D. Penaud	France	6	480	6	1.0
3	J. Lowe	Ireland	6	459	4	0.7
3	D. van der Merwe	Scotland	7	543	4	0.6
3	H. Jones	Scotland	7	556	4	0.6
3	B. Kinghorn	Scotland	8	355	4	0.9
3	M. Hansen	Ireland	6	480	4	0.7
3	K. Steyn	Scotland	7	549	4	0.6
3	G. Chkoidze	Georgia	5	213	4	1.5
10	C. Ollivon	France	6	436	3	0.6
10	T. Ramos	France	6	461	3	0.5
10	S. Mamukashvili	Georgia	6	261	3	0.9
10	M. Sharikadze	Georgia	5	359	3	0.7
10	K. Arendse	South Africa	3	133	3	1.8

## TRY ASSISTS

		Games	Minutes Played	Try Assists	Try Assists / 80	
1	A. Dupont	France	6	452	6	1.1
2	F. Russell	Scotland	6	480	5	0.8
3	D. McKenzie	New Zealand	2	129	4	2.5
3	O. Paine	Germany	5	315	4	1.0
3	R. Ntamack	France	6	422	4	0.8
3	P. Garbisi	Italy	5	392	4	0.8
3	D. Niniashvili	Georgia	5	379	4	0.8
3	L. Matkava	Georgia	7	300	4	1.1
9	T. Ramos	France	6	461	3	0.5
9	S. Kerevi	Australia	4	264	3	0.9
9	W. Le Roux	South Africa	4	281	3	0.9
9	R. Webb	Wales	4	148	3	1.6
9	T. Allan	Italy	8	512	3	0.5
9	B. Aki	Ireland	6	338	3	0.7

## TRY INVOLVEMENTS

		Games	Minutes Played	Try Involvements	% of Team Total	
1	A. Tabutsadze	Georgia	7	530	13	18.6%
2	D. Penaud	France	6	480	7	13.0%
2	D. Niniashvili	Georgia	5	379	7	10.0%
4	T. Ramos	France	6	461	6	11.1%
4	J. Lowe	Ireland	6	459	6	11.3%
4	D. van der Merwe	Scotland	7	543	6	12.2%
4	F. Russell	Scotland	6	480	6	12.2%
4	A. Dupont	France	6	452	6	11.1%
4	O. Paine	Germany	5	315	6	31.6%
4	R. Ntamack	France	6	422	6	11.1%
4	M. Hansen	Ireland	6	480	6	11.3%
4	L. Matkava	Georgia	7	300	6	8.6%

■ ITALY

■ JAPAN

# PLAYER RANKINGS - CARRIES

2023 INTERNATIONALS

## CARRIES

			Games	Total
1	F. Steward	England	8	90
2	S. Negri	Italy	7	83
3	J. Brex	Italy	7	78
4	F. Russell	Scotland	6	75
5	G. Alldritt	France	7	74
6	P. Schoeman	Scotland	7	71
7	H. Keenan	Ireland	6	70
8	D. van der Merwe	Scotland	7	68
9	E. Genge	England	8	67
10	C. Doris	Ireland	7	66

			Minutes	Per 80*
1	S. Negri	Italy	450	14.8
2	G. Alldritt	France	402	14.7
3	T. Faletau	Wales	331	14.5
4	W. Jordan	New Zealand	240	14.0
5	A. Capuozzo	Italy	310	13.7
6	P. Schoeman	Scotland	418	13.6
7	S. McCloskey	Ireland	278	13.2
8	B. Aki	Ireland	338	12.8
9	A. Savea	New Zealand	320	12.8
10	H. Keenan	Ireland	440	12.7

## METRES

			Games	Total
1	F. Steward	England	8	741
2	D. van der Merwe	Scotland	7	717
3	H. Keenan	Ireland	6	689
4	B. Kinghorn	Scotland	8	650
5	J. Lowe	Ireland	6	625
6	H. Jones	Scotland	7	586
7	A. Capuozzo	Italy	4	581
8	T. Ramos	France	6	568
9	A. Tabutsadze	Georgia	7	555
10	J. Brex	Italy	7	521

			Minutes	Per 80*
1	A. Capuozzo	Italy	310	149.9
2	B. Kinghorn	Scotland	355	146.5
3	H. Keenan	Ireland	440	125.3
4	C. Moodie	South Africa	240	119.0
5	W. Jordan	New Zealand	240	116.2
6	J. Lowe	Ireland	459	108.9
7	D. van der Merwe	Scotland	543	105.6
8	F. Steward	England	590	100.5
9	T. Ramos	France	461	98.6
10	D. Niniashvili	Georgia	379	96.8

## DEFENDERS BEATEN

			Games	Total
1	D. van der Merwe	Scotland	7	50
2	D. Niniashvili	Georgia	5	35
3	D. Penaud	France	6	30
4	A. Capuozzo	Italy	4	28
5	A. Tabutsadze	Georgia	7	23
6	H. Jones	Scotland	7	22
6	E. Dumortier	France	6	22
8	F. Steward	England	8	21
9	B. Kinghorn	Scotland	8	20
10	G. Fickou	France	6	19
10	S. Negri	Italy	7	19

			Minutes	Per 80*
1	D. Niniashvili	Georgia	379	7.4
2	D. van der Merwe	Scotland	543	7.4
3	A. Capuozzo	Italy	310	7.2
4	D. Penaud	France	480	5.0
5	L. Matkava	Georgia	300	4.5
6	B. Kinghorn	Scotland	355	4.5
7	C. Kolbe	South Africa	240	4.0
7	W. Jordan	New Zealand	240	4.0
9	E. Dumortier	France	441	4.0
10	L. Williams	Wales	281	4.0

\*Minimum 240 minutes played



# PLAYER RANKINGS - PASSING

2023 INTERNATIONALS

## PASSES

			Games	Total
1	J. van Poortvliet	England	7	317
2	A. Dupont	France	6	315
3	T. Williams	Wales	8	313
4	B. White	Scotland	6	309
5	S. Varney	Italy	5	283
6	A. Smith	New Zealand	4	262
7	G. Bertranou	Argentina	4	259
8	V. Lobzhanidze	Georgia	7	247
9	O. Paine	Germany	5	236
10	F. Russell	Scotland	6	217

			Minutes	Per 80*
1	G. Bertranou	Argentina	248	83.5
2	S. Varney	Italy	300	75.5
3	B. White	Scotland	333	74.2
4	J. van Poortvliet	England	368	68.9
5	T. Williams	Wales	365	68.6
6	O. Paine	Germany	315	59.9
7	V. Lobzhanidze	Georgia	338	58.5
8	A. Dupont	France	452	55.8
9	F. Russell	Scotland	480	36.2
10	P. Garbisi	Italy	392	33.3

## PASSING ACCURACY\*\*

			Total	%
1	T. Williams	Wales	313	97.8%
2	A. Smith	New Zealand	262	97.7%
3	O. Paine	Germany	236	97.5%
4	G. Bertranou	Argentina	259	96.9%
5	J. van Poortvliet	England	317	96.8%
6	S. Varney	Italy	283	96.8%
7	A. Dupont	France	315	96.5%
8	B. White	Scotland	309	96.4%
9	V. Lobzhanidze	Georgia	247	96.4%
10	C. Murray	Ireland	202	95.0%

## BREAK ASSIST PASSES

			Games	Total
1	J. Brex	Italy	7	9
2	P. Garbisi	Italy	5	8
3	F. Russell	Scotland	6	7
3	M. Hansen	Ireland	6	7
5	O. Farrell	England	6	4
5	T. Allan	Italy	8	4
5	J. Lowe	Ireland	6	4
5	B. Kinghorn	Scotland	8	4
5	M. Libbok	South Africa	5	4
5	L. Matkava	Georgia	7	4

## OFFLOADS

			Games	Total
1	F. Russell	Scotland	6	16
2	P. Bruno	Italy	6	10
3	N. Tompkins	Wales	3	9
4	T. Faletau	Wales	5	8
5	L. Williams	Wales	4	7
5	A. Dupont	France	6	7
5	M. Nawaqanitawase	Australia	3	7
8	J. Lowe	Ireland	6	6
8	H. Jones	Scotland	7	6
8	B. Kinghorn	Scotland	8	6
8	M. Hansen	Ireland	6	6
8	M. Lamaro	Italy	7	6
8	W. Jordan	New Zealand	3	6
8	A. Tabutsadze	Georgia	7	6
8	S. Radradra	Fiji	3	6

			Minutes	Per 80*
1	F. Russell	Scotland	480	2.7
2	M. Nawaqanitawase	Australia	240	2.3
3	P. Bruno	Italy	379	2.1
4	W. Jordan	New Zealand	240	2.0
5	L. Williams	Wales	281	2.0
6	T. Faletau	Wales	331	1.9
7	S. Ravutaumada	Fiji	240	1.7
8	B. Kinghorn	Scotland	355	1.4
9	T. Gallo	Argentina	242	1.3
10	A. Capuozzo	Italy	310	1.3

\*Minimum 240 minutes played \*\*Minimum 200 Passes

ITALY

JAPAN

# PLAYER RANKINGS - KICKS

2023 INTERNATIONALS

## KICKS IN PLAY

			Games	Total
1	F. Russell	Scotland	6	85
2	A. Dupont	France	6	62
3	J. van Poortvliet	England	7	59
4	O. Farrell	England	6	53
5	V. Lobzhanidze	Georgia	7	50
6	T. Ramos	France	6	46
6	T. Williams	Wales	8	46
8	J. Gott	Belgium	4	40
9	R. Ntamack	France	6	39
9	D. Niniashvili	Georgia	5	39

			Minutes	Per 80*
1	F. Russell	Scotland	480	14.2
2	J. van Poortvliet	England	368	12.8
3	V. Lobzhanidze	Georgia	338	11.8
4	A. Dupont	France	452	11.0
5	O. Farrell	England	417	10.2
6	T. Williams	Wales	365	10.1
7	J. Gott	Belgium	320	10.0
8	D. Biggar	Wales	282	9.4
9	B. White	Scotland	333	8.4
10	D. Niniashvili	Georgia	379	8.2

## KICKING METRES

			Games	Total
1	F. Russell	Scotland	6	2,699
2	A. Dupont	France	6	1,948
3	O. Farrell	England	6	1,600
4	J. van Poortvliet	England	7	1,583
5	V. Lobzhanidze	Georgia	7	1,572
6	T. Ramos	France	6	1,528
7	R. Ntamack	France	6	1,526
8	J. Gott	Belgium	4	1,419
9	J. Lowe	Ireland	6	1,402
10	D. Niniashvili	Georgia	5	1,372

			Minutes	Per 80*
1	F. Russell	Scotland	480	449.8
2	V. Lobzhanidze	Georgia	338	372.1
3	J. Gott	Belgium	320	354.7
4	A. Dupont	France	452	344.8
5	J. van Poortvliet	England	368	344.2
6	O. Farrell	England	417	306.9
7	D. Niniashvili	Georgia	379	289.5
8	R. Ntamack	France	422	289.3
9	B. White	Scotland	333	266.8
10	T. Williams	Wales	365	265.5

## METRES / KICKS IN PLAY\*\*

			Games	Avg*
1	Blair Kinghorn	Scotland	8	47.2
2	Freddie Steward	England	8	41.9
3	Luka Matkava	Georgia	7	39.5
4	Romain Ntamack	France	6	39.1
5	Samu Kerevi	Australia	4	38.5
6	Hugo Keenan	Ireland	6	37.1
7	James Lowe	Ireland	6	36.9
8	Jordan Gott	Belgium	4	35.5
9	Davit Niniashvili	Georgia	5	35.2
10	Duncan Paia'aua	Samoa	3	34.3

\*Minimum 240 minutes played \*\*Minimum 2 Kicks / 80min



# PLAYER RANKINGS - LINEOUTS

2023 INTERNATIONALS

## LINEOUTS WON (INC. STEALS)

		Games	Total
1	F. Ruzza (Italy)	8	51
2	N. Cheishvili (Georgia)	6	26
3	R. Gray (Scotland)	6	25
4	M. Itoje (England)	7	24
4	B. Saghinadze (Georgia)	5	24
6	J. Ryan (Ireland)	6	23
6	M. Kruzycki (Poland)	5	23
8	A. Beard (Wales)	6	20
8	T. Flament (France)	7	20
10	J. Gonzalez (Argentina)	4	19

		Minutes	Per 80*
1	F. Ruzza (Italy)	570	7.2
2	M. Kruzycki (Poland)	332	5.5
3	L. Chachanidze (Georgia)	249	5.5
4	R. Gray (Scotland)	380	5.3
5	J. Gonzalez (Argentina)	301	5.0
6	N. Frost (Australia)	240	5.0
7	B. Saghinadze (Georgia)	390	4.9
8	N. Cheishvili (Georgia)	442	4.7
9	I. Nasilasila (Fiji)	240	4.7
10	J. Tipuric (Wales)	294	4.4

## LINEOUT STEALS

		Games	Total
1	J. Ryan (Ireland)	6	5
1	B. Saghinadze (Georgia)	5	5
3	R. Meli Derenalagi (Fiji)	3	4
4	R. Gray (Scotland)	6	3
4	S. Ferreira (Germany)	4	3
4	F. Ruzza (Italy)	8	3
4	N. Frost (Australia)	3	3
4	T. Vaa'i (New Zealand)	3	3
4	M. Kruzycki (Poland)	5	3
10	J. George (England)	7	2
10	C. Lawes (England)	3	2
10	J. Tipuric (Wales)	4	2
10	J. Kleyn (South Africa)	3	2
10	G. Gilchrist (Scotland)	5	2
10	G. Turner (Scotland)	7	2

		Minutes	Per 80*
1	B. Saghinadze (Georgia)	390	1.0
2	N. Frost (Australia)	240	1.0
3	J. Ryan (Ireland)	469	0.9
4	S. Ferreira (Germany)	309	0.8
5	M. Kruzycki (Poland)	332	0.7
6	J. Cornelsen (Japan)	240	0.7
7	L. Chachanidze (Georgia)	249	0.6
8	R. Gray (Scotland)	380	0.6
9	G. Gilchrist (Scotland)	263	0.6
10	J. Tipuric (Wales)	294	0.5

## LINEOUT THROWS WON

		Games	Total
1	J. George (England)	7	75
2	G. Nicotera (Italy)	7	65
3	G. Turner (Scotland)	7	63
4	S. Mamukashvili (Georgia)	6	51
5	K. Owens (Wales)	5	48
6	J. Montoya (Argentina)	4	44
7	J. Marchand (France)	6	43
8	D. Sheehan (Ireland)	5	41
8	G. Buczek (Poland)	4	41
10	G. Chkoidze (Georgia)	5	34

## LINEOUT SUCCESS RATE\*\*

		Games	Total*
1	J. George (England)	7	93.8%
2	J. Montoya (Argentina)	4	93.6%
3	G. Turner (Scotland)	7	91.3%
4	S. Mamukashvili (Georgia)	6	91.1%
5	G. Nicotera (Italy)	7	90.3%
6	J. Marchand (France)	6	87.8%
7	K. Owens (Wales)	5	87.3%
8	G. Buczek (Poland)	4	78.8%
9	A. Cuffolo (Belgium)	5	72.7%

\*Minimum 240 minutes played \*\*Minimum 2 lineout throws / 80



# PLAYER RANKINGS - TACKLES & TURNOVERS

2023 INTERNATIONALS

## SUCCESSFUL TACKLES

			Games	Total
1	M. Fagerson	Scotland	7	105
2	T. Flament	France	7	98
3	C. Ollivon	France	6	85
4	L. Cannone	Italy	8	84
4	G. Nicotera	Italy	7	84
6	M. Itoje	England	7	79
6	J. van der Flier	Ireland	6	79
6	J. Morgan	Wales	5	79
9	J. George	England	7	77
9	L. Ludlam	England	6	77

			Minutes	Per 80*
1	J. Willis	England	253	20.2
2	F. Cros	France	288	18.1
3	J. Morgan	Wales	352	18.0
4	M. Fagerson	Scotland	473	17.8
5	J. Gray	Scotland	240	17.0
6	P. Willemse	France	289	16.9
7	R. Valetini	Australia	320	16.8
8	G. Nicotera	Italy	411	16.4
9	T. Flament	France	481	16.3
10	J. Tipuric	Wales	294	15.8

## DOMINANT TACKLES

			Games	Total
1	D. Fischetti	Italy	7	11
2	B. Saghinadze	Georgia	5	9
3	J. Tipuric	Wales	4	8
3	L. Ludlam	England	6	8
3	J. Morgan	Wales	5	8
3	G. Nicotera	Italy	7	8
7	M. Itoje	England	7	7
7	S. Barrett	New Zealand	3	7
7	V. Lobzhanidze	Georgia	7	7
7	J. Ryan	Ireland	6	7

## TACKLE SUCCESS RATE\*\*

			Minutes	%*
1	K. Mikautadze	Georgia	384	100.0%
1	J. Dempsey	Scotland	372	100.0%
1	J. Gray	Scotland	240	100.0%
1	S. Barrett	New Zealand	240	100.0%
1	G. Gilchrist	Scotland	263	100.0%
1	J. Cornelsen	Japan	240	100.0%
1	W. Jordan	New Zealand	240	100.0%
8	J. Tipuric	Wales	294	98.3%
9	J. Ryan	Ireland	469	97.3%
10	G. Tsutskiridze	Georgia	447	97.2%

## TURNOVERS WON

			Games	Total
1	B. Saghinadze	Georgia	5	7
2	S. Kitshoff	South Africa	4	6
2	J. Ritchie	Scotland	6	6
2	C. Doris	Ireland	7	6
5	J. Danty	France	4	5
5	S. Ferreira	Germany	4	5
5	J. Ryan	Ireland	6	5
5	R. Meli Derenalagi	Fiji	3	5
5	M. Zuliani	Italy	6	5
5	G. Chkoidze	Georgia	5	5
5	L. Ivanishvili	Georgia	2	5
5	D. Wolf	Germany	5	5
5	O. Stein	Germany	5	5

			Minutes	Per 80*
1	B. Saghinadze	Georgia	390	1.4
2	J. Danty	France	288	1.4
3	S. Ferreira	Germany	309	1.3
4	S. Mamukashvili	Georgia	261	1.2
5	C. Doris	Ireland	422	1.1
6	J. Tipuric	Wales	294	1.1
7	M. Hendrickx	Belgium	300	1.1
8	O. Stein	Germany	394	1.0
9	S. Barrett	New Zealand	240	1.0
9	J. Ritchie	Scotland	480	1.0
9	N. Frost	Australia	240	1.0

\*Minimum 240 minutes played \*\*Minimum 5 tackles / 80

ITALY

JAPAN

# PLAYER RANKINGS - DISCIPLINE

2023 INTERNATIONALS

## PENS CONCEDED

		Games	Total	
1	K. Sinckler	England	7	7
1	J. Berger	Belgium	4	7
1	R. Gray	Scotland	6	7
1	J. Dempsey	Scotland	7	7
1	J. Montoya	Argentina	4	7
1	A. Beard	Wales	6	7
1	F. Zani	Italy	7	7
1	E. Genge	England	8	7
1	J. Ryan	Ireland	6	7
1	M. Fagerson	Scotland	7	7
1	S. Falatea	France	6	7
1	L. Cannone	Italy	8	7
1	D. Niniashvili	Georgia	5	7
1	S. Taufui Halaifonua	Poland	4	7

			Minutes	Per 80*
1	A. Porter	Ireland	435	2.6
2	J. Schroder	Germany	250	2.6
3	T. Fidler	Poland	300	2.4
4	Z. Fagerson	Scotland	301	2.4
5	D. Fischetti	Italy	381	2.3
6	S. Rodwell	Germany	313	2.3
7	S. Taufui Halaifonua	Poland	275	2.0
8	J. Renc	Germany	358	2.0
9	J. Montoya	Argentina	287	2.0
10	T. Faletau	Wales	331	1.9

## CARDS

		Games	Yellows	
1	L. Williams	Wales	4	2
1	L. Cannone	Italy	8	2
1	S. Abramishvili	Georgia	3	2
1	T. Deceuninck	Belgium	5	2
5	C. Ollivon	France	6	1
5	U. Atonio	France	5	1
5	J. Berger	Belgium	4	1
5	D. Porecki	Australia	4	1
5	D. de Allende	South Africa	3	1
5	R. Webb	Wales	4	1
5	S. Ferreira	Germany	4	1
5	F. Mostert	South Africa	3	1
5	S. Mamukashvili	Georgia	6	1
5	M. Sharikadze	Georgia	5	1
5	G. Turner	Scotland	7	1

			Games	Reds
1	B. Vunipola	England	2	1
1	O. Farrell	England	6	1
1	P. Labuschagne	Japan	1	1
1	G. Gilchrist	Scotland	5	1
1	M. Leitch	Japan	1	1
1	Z. Fagerson	Scotland	5	1
1	M. Haouas	France	1	1
1	F. Steward	England	8	1
1	T. Deceuninck	Belgium	5	1

\*Minimum 240 minutes played

ITALY

JAPAN

**PLAYER COMPARISON**  
**2023 INTERNATIONALS**  
**ITALY & JAPAN**

# PLAYER COMPARISON - POINTS

2023 INTERNATIONALS

POINTS							
ITALY			JAPAN				
		Games	Total				
1	T. Allan	8	49	1	S. Lee	3	22
2	P. Garbisi	5	25	2	S. Masirewa	2	10
3	A. Capuozzo	4	15	2	A. Fakatava	3	10
4	M. Ioane	3	10	2	J. Naikabula	3	10
4	J. Brex	7	10	5	R. Matsuda	3	3

TRIES							
ITALY			JAPAN				
		Games	Total				
1	A. Capuozzo	4	3				
2	M. Ioane	3	2				
2	J. Brex	7	2	1	S. Masirewa	2	2
4	T. Allan	8	1				
4	T. Halafihi	2	1				
4	P. Bruno	6	1				
4	S. Negri	7	1				
4	P. Odogwu	2	1				
4	M. Riccioni	5	1				
4	D. Lamb	2	1				
4	A. Fusco	7	1				
4	S. Varney	5	1				
4	T. Menoncello	6	1				
4	G. Nicotera	7	1	1	J. Naikabula	3	2
4	L. Pani	3	1				
4	A. Garbisi	3	1				

GOAL KICKING*									
ITALY			JAPAN						
		Made	Missed	%					
1	T. Allan	17	4	81.0%	1	S. Lee	8	4	66.7%
2	P. Garbisi	11	3	78.6%					

\*Minimum 5 Kicks at Goal

# PLAYER COMPARISON - CARRIES

2023 INTERNATIONALS

CARRIES							
ITALY			JAPAN				
		Games	Total		Games	Total	
1	S. Negri	7	83	1	K. Himeno	3	29
2	J. Brex	7	78	2	K. Matsushima	3	27
3	T. Allan	8	64	3	J. Naikabula	3	26
4	A. Capuozzo	4	53	4	T. Osada	3	23
5	L. Cannone	8	52	5	S. Masirewa	2	20

METRES							
ITALY			JAPAN				
		Games	Total		Games	Total	
1	A. Capuozzo	4	580.9	1	T. Osada	3	247.0
2	J. Brex	7	520.8	2	K. Matsushima	3	218.7
3	S. Negri	7	472.8	3	J. Naikabula	3	188.9
4	T. Allan	8	468.3	4	S. Masirewa	2	172.5
5	P. Bruno	6	415.2	5	A. Fakatava	3	142.1

DEFENDERS BEATEN							
ITALY			JAPAN				
		Games	Total		Games	Total	
1	A. Capuozzo	4	28	1	T. Osada	3	12
2	S. Negri	7	19	2	K. Matsushima	3	10
3	P. Bruno	6	13	3	J. Naikabula	3	9
3	T. Menoncello	6	13	4	A. Fakatava	3	7
5	L. Cannone	8	12	5	S. Masirewa	2	6

# PLAYER COMPARISON - PASSING

2023 INTERNATIONALS

## PASSES

ITALY			JAPAN		
	Games	Total		Games	Total
1 S. Varney	5	283	1 Y. Nagare	3	126
2 P. Garbisi	5	163	2 N. Saito	3	87
3 T. Allan	8	156	3 R. Matsuda	3	38
4 A. Fusco	7	155	4 S. Lee	3	36
5 A. Garbisi	3	124	5 R. Yamanaka	2	15
			5 J. Moore	3	15

## PASSING ACCURACY%\*\*

ITALY			JAPAN		
	Games	Total		Games	Total
1 S. Varney	5	96.8%			

## OFFLOADS

ITALY			JAPAN		
	Games	Total		Games	Total
1 P. Bruno	6	10	1 S. Masirewa	2	2
2 M. Lamaro	7	6	1 K. Matsushima	3	2
3 M. Ioane	3	5	1 T. Tatafu	1	2
3 T. Allan	8	5	1 J. Cornelsen	3	2
3 A. Capuozzo	4	5	1 U. Helu	2	2
			1 D. Riley	3	2

# PLAYER COMPARISON - KICKS

2023 INTERNATIONALS

## KICKS IN PLAY

ITALY			JAPAN		
	Games	Total		Games	Total
1 T. Allan	8	35	1 S. Lee	3	16
2 P. Garbisi	5	30	2 R. Yamanaka	2	10
3 S. Varney	5	28	3 Y. Nagare	3	9
4 A. Capuozzo	4	11	4 R. Matsuda	3	6
5 T. Menoncello	6	7	5 K. Matsushima	3	5
			5 N. Saito	3	5

## KICKING METRES

ITALY			JAPAN		
	Games	Total		Games	Total
1 T. Allan	8	1,062.6	1 S. Lee	3	581.4
2 P. Garbisi	5	948.3	2 R. Yamanaka	2	314.8
3 S. Varney	5	717.8	3 K. Matsushima	3	215.1
4 A. Capuozzo	4	269.7	4 Y. Nagare	3	208.6
5 E. Padovani	4	258.2	5 S. Masirewa	2	138.0

## METRES / KICKS IN PLAY\*\*

ITALY			JAPAN		
	Games	Avg*		Games	Avg*
1 P. Garbisi	5	31.6			
2 T. Allan	8	30.4			
3 S. Varney	5	25.6	1 J. Naikabula	3	28.8
4 A. Capuozzo	4	24.5			

\*Minimum 240 minutes played \*\*Minimum 2 Kicks / 80min

# PLAYER COMPARISON - LINEOUTS

2023 INTERNATIONALS

## LINEOUTS WON (INC. STEALS)

ITALY		Games	Total
1	F. Ruzza	8	51
2	S. Negri	7	12
2	N. Cannone	7	12
4	D. Lamb	2	10
5	A. Zambonin	1	4
5	L. Cannone	8	4

JAPAN		Games	Total
1	J. Cornelsen	3	12
2	J. Moore	3	11
3	A. Fakatava	3	3
4	R. Matsuda	3	1
4	K. Himeno	3	1
4	U. Helu	2	1
4	S. Fukui	1	1
4	S. Lee	3	1

## LINEOUT STEALS

ITALY		Games	Total
1	F. Ruzza	8	3
2	D. Lamb	2	1

JAPAN		Games	Total
1	J. Moore	3	2
1	J. Cornelsen	3	2
3	U. Helu	2	1

## LINEOUT THROWS WON

ITALY		Games	Total
1	G. Nicotera	7	65
2	L. Bigi	5	23
3	H. Faiva	2	9
4	M. Manfredi	2	5
5	J. Polledri	1	1
5	P. Bruno	6	1
5	M. Page-Relo	1	1
5	T. Menoncello	6	1

JAPAN		Games	Total
1	A. Sakate	3	20
2	S. Horie	3	8

# PLAYER COMPARISON - TACKLES

2023 INTERNATIONALS

## SUCCESSFUL TACKLES

ITALY			
	Games	Total	
1	L. Cannone	8	84
1	G. Nicotera	7	84
3	F. Ruzza	8	72
4	D. Fischetti	7	69
5	S. Negri	7	66

JAPAN			
	Games	Total	
1	J. Moore	3	34
2	K. Himeno	3	33
3	J. Cornelsen	3	28
3	A. Fakatava	3	28
5	A. Sakate	3	25

## DOMINANT TACKLES

ITALY			
	Games	Total	
1	D. Fischetti	7	11
2	G. Nicotera	7	8
3	L. Cannone	8	7
4	S. Negri	7	6
5	F. Ruzza	8	5
5	N. Cannone	7	5

JAPAN			
	Games	Total	
1	A. Sakate	3	3
1	K. Himeno	3	3
1	J. Moore	3	3
1	A. Fakatava	3	3
5	K. Inagaki	3	2
5	C. Millar	3	2
5	J. Gu	3	2
5	J. Naikabula	3	2

## TURNOVERS WON

ITALY			
	Games	Total	
1	M. Zuliani	6	5
2	F. Ruzza	8	4
3	D. Fischetti	7	3
3	L. Cannone	8	3
3	G. Nicotera	7	3

JAPAN			
	Games	Total	
1	J. Moore	3	2
1	J. Cornelsen	3	2
1	U. Helu	2	2
1	D. Riley	3	2
5	S. Horie	3	1
5	B. Gunter	2	1
5	K. Shimokawa	1	1
5	J. Naikabula	3	1
5	S. Nakano	1	1
5	S. Lee	3	1
5	T. Osada	3	1

# PLAYER COMPARISON - DISCIPLINE

2023 INTERNATIONALS

## PENS CONCEDED

ITALY		
	Games	Total
1 D. Fischetti	7	11
2 F. Zani	7	7
2 L. Cannone	8	7
4 N. Cannone	7	5
5 P. Bruno	6	4
5 F. Ruzza	8	4
5 M. Riccioni	5	4

JAPAN		
	Games	Total
1 K. Inagaki	3	4
2 C. Millar	3	3
2 A. Ai Valu	2	3
4 J. Moore	3	2
4 J. Cornelsen	3	2
4 A. Fakatava	3	2

## YELLOW CARDS

ITALY		
	Games	Total
1 L. Cannone	8	2
2 P. Bruno	6	1
2 S. Ferrari	6	1
2 M. Riccioni	5	1
2 D. Fischetti	7	1
2 M. Lamaro	7	1

JAPAN		
	Games	Total

## RED CARDS

ITALY		
	Games	Total

JAPAN		
	Games	Total
1 P. Labuschagne	1	1
1 M. Leitch	1	1

# ***MATCH OFFICIALS***

# OFFICIALS - COMPETITION DATA

2023 INTERNATIONALS

COMPETITION TOTAL														
Referee	Games Refereed	Penalty Given	Foul	Lineout	Offside	Maul	Scrum	Ruck	Tackles	Other	Yellow Card	Red Card	Rucks 0-3 %	Scrums Played %
Andrew Brace	1	28	0	0	5	3	2	13	3	2	3	0	67.6%	50.0%
Angus Gardner	1	25	0	0	7	1	5	8	2	2	1	0	64.5%	30.8%
Ben O'Keefe	1	23	0	0	3	2	4	13	1	0	0	0	69.9%	35.7%
Damon Murphy	1	27	1	0	4	4	4	9	3	2	2	0	68.0%	52.9%
Jaco Peyper	1	20	1	2	1	0	3	7	5	1	1	1	60.6%	42.9%
James Doleman	1	21	0	2	1	3	4	9	1	1	2	0	68.9%	50.0%
Karl Dickson	1	28	1	0	5	0	3	13	3	3	1	0	61.2%	38.5%
Luke Pearce	1	16	0	0	2	1	3	7	1	2	0	0	64.0%	42.9%
Mathieu Raynal	1	15	0	0	0	0	3	10	0	2	0	0	47.4%	52.6%
Matthew Carley	1	25	0	2	4	3	1	9	3	3	1	0	68.6%	75.0%
Mike Adamson	1	20	0	0	3	0	4	7	3	3	0	0	61.0%	38.5%
Nic Berry	1	14	0	0	2	1	3	6	1	1	0	0	56.7%	66.7%
Nika Amashukeli	1	19	0	0	5	2	2	8	1	1	0	2	67.8%	58.3%
Paul Williams	1	19	0	0	2	1	3	12	0	1	0	0	60.2%	33.3%
Wayne Barnes	1	15	0	1	2	0	0	9	2	1	1	0	61.4%	80.0%
<b>Season Total</b>	<b>15</b>	<b>315</b>	<b>3</b>	<b>7</b>	<b>46</b>	<b>21</b>	<b>44</b>	<b>140</b>	<b>29</b>	<b>25</b>	<b>12</b>	<b>3</b>	<b>62.8%</b>	<b>48.1%</b>

COMPETITION AVERAGE														
Referee	Games Refereed	Penalty Given	Foul	Lineout	Offside	Maul	Scrum	Ruck	Tackles	Other	Yellow Card	Red Card	Rucks 0-3 %	Scrums Played %
Andrew Brace	1	28.0	0.0	0.0	5.0	3.0	2.0	13.0	3.0	2.0	3.0	0.0	67.6%	50.0%
Angus Gardner	1	25.0	0.0	0.0	7.0	1.0	5.0	8.0	2.0	2.0	1.0	0.0	64.5%	30.8%
Ben O'Keefe	1	23.0	0.0	0.0	3.0	2.0	4.0	13.0	1.0	0.0	0.0	0.0	69.9%	35.7%
Damon Murphy	1	27.0	1.0	0.0	4.0	4.0	4.0	9.0	3.0	2.0	2.0	0.0	68.0%	52.9%
Jaco Peyper	1	20.0	1.0	2.0	1.0	0.0	3.0	7.0	5.0	1.0	1.0	1.0	60.6%	42.9%
James Doleman	1	21.0	0.0	2.0	1.0	3.0	4.0	9.0	1.0	1.0	2.0	0.0	68.9%	50.0%
Karl Dickson	1	28.0	1.0	0.0	5.0	0.0	3.0	13.0	3.0	3.0	1.0	0.0	61.2%	38.5%
Luke Pearce	1	16.0	0.0	0.0	2.0	1.0	3.0	7.0	1.0	2.0	0.0	0.0	64.0%	42.9%
Mathieu Raynal	1	15.0	0.0	0.0	0.0	0.0	3.0	10.0	0.0	2.0	0.0	0.0	47.4%	52.6%
Matthew Carley	1	25.0	0.0	2.0	4.0	3.0	1.0	9.0	3.0	3.0	1.0	0.0	68.6%	75.0%
Mike Adamson	1	20.0	0.0	0.0	3.0	0.0	4.0	7.0	3.0	3.0	0.0	0.0	61.0%	38.5%
Nic Berry	1	14.0	0.0	0.0	2.0	1.0	3.0	6.0	1.0	1.0	0.0	0.0	56.7%	66.7%
Nika Amashukeli	1	19.0	0.0	0.0	5.0	2.0	2.0	8.0	1.0	1.0	0.0	2.0	67.8%	58.3%
Paul Williams	1	19.0	0.0	0.0	2.0	1.0	3.0	12.0	0.0	1.0	0.0	0.0	60.2%	33.3%
Wayne Barnes	1	15.0	0.0	1.0	2.0	0.0	0.0	9.0	2.0	1.0	1.0	0.0	61.4%	80.0%
<b>Season Average</b>	<b>15</b>	<b>21.0</b>	<b>0.2</b>	<b>0.5</b>	<b>3.1</b>	<b>1.4</b>	<b>2.9</b>	<b>9.3</b>	<b>1.9</b>	<b>1.7</b>	<b>0.8</b>	<b>0.2</b>	<b>62.8%</b>	<b>48.1%</b>

# OFFICIALS - COMPETITION DATA

2023 INTERNATIONALS

COMPETITION TOTAL														
Referee	Games Refereed	Penalties Given	Foul	Lineout	Offside	Maul	Scrum	Ruck	Tackles	Other	Yellow Card	Red Card	% Ruck Speed 0-3	% Scrums Played
Adam Leal	2	58	1	3	8	8	10	17	6	4	5	0	59.4%	37.1%
Andrew Brace	5	125	1	1	14	8	15	65	14	4	8	0	53.7%	60.8%
Angus Gardner	6	131	0	2	20	7	20	66	10	6	1	1	61.3%	60.6%
Ben O'Keefe	5	119	3	5	24	4	14	53	4	11	7	0	64.1%	50.0%
Brendon Pickerill	3	64	0	0	14	1	7	33	6	2	2	0	62.1%	56.4%
Craig Evans	3	86	1	4	8	8	13	27	14	7	5	1	56.9%	42.9%
Damon Murphy	5	135	2	4	26	20	24	38	11	10	10	0	62.6%	48.6%
Frank Murphy	3	67	1	0	9	5	7	35	4	5	1	0	60.3%	57.4%
Graham Cooper	2	48	0	1	8	4	3	24	6	2	3	0	49.8%	50.0%
Jaco Peyper	6	126	0	7	20	11	24	44	14	5	7	1	64.0%	60.2%
James Doleman	4	107	1	1	21	7	14	48	7	5	7	1	62.9%	58.8%
Jordan Way	2	45	0	0	15	3	14	11	2	0	2	0	52.8%	44.4%
Karl Dickson	4	99	1	3	15	4	9	48	6	10	2	0	70.0%	55.0%
Luke Pearce	5	96	0	1	12	13	11	40	10	9	4	1	60.4%	54.7%
Mathieu Raynal	4	89	0	3	13	5	16	39	7	5	6	1	65.2%	47.3%
Matthew Carley	3	66	1	2	9	4	10	32	2	6	1	1	63.3%	50.0%
Mike Adamson	5	123	0	3	20	8	18	50	8	16	4	1	52.5%	59.2%
Nic Berry	5	111	1	1	20	10	7	61	6	4	7	1	56.6%	66.7%
Nika Amashukeli	4	93	0	1	19	4	6	46	10	7	7	1	70.6%	78.6%
Paul Williams	4	98	2	3	6	4	14	54	6	5	6	0	61.2%	46.3%
Romain Poite	2	49	1	1	8	3	11	21	1	3	2	0	55.0%	48.5%
Tual Trainini	2	57	1	0	6	8	5	26	5	6	4	1	60.5%	45.0%
Wayne Barnes	4	87	0	3	15	1	8	43	8	9	3	0	65.6%	60.8%

\*Minimum 2 games refereed

# MATCH OFFICIAL - PREVIOUS GAMES FOR TEAMS

Karl Dickson

## KARL DICKSON AS MATCH OFFICIAL FOR ITALY

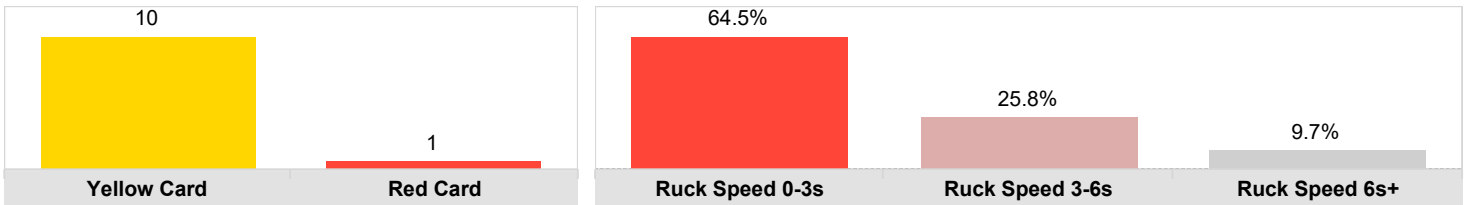
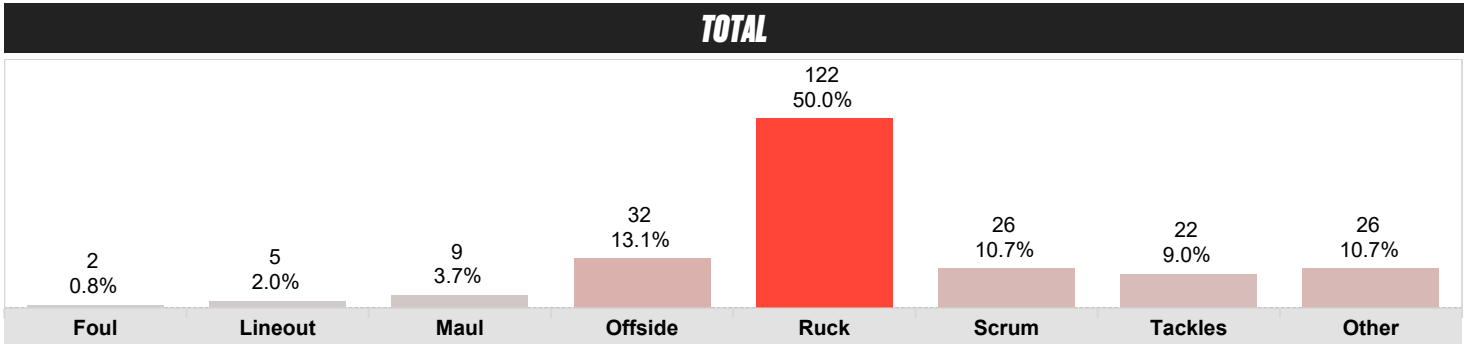
Fixtures	Date	Res.	Penalty Given	Foul	Lineout	Maul	Offside	Ruck	Scrum	Tackles	Other	Open Play	Yellow Card	Red Card	Rucks 0-3 %	Scrums Played %
Italy v Russia	17/08/19	W	16	2	1	0	1	1	4	6	1	0	0	0	60.0%	50.0%
Italy v New Zealand	06/11/21	L	32	0	1	1	4	17	1	1	4	0	0	0	69.7%	69.2%

## KARL DICKSON AS MATCH OFFICIAL FOR JAPAN

Fixtures	Date	Res.	Penalty Given	Foul	Lineout	Maul	Offside	Ruck	Scrum	Tackles	Other	Open Play	Yellow Card	Red Card	Rucks 0-3 %	Scrums Played %
Ireland v Japan	03/07/21	L	22	0	1	0	2	12	1	2	4	0	0	0	69.7%	75.0%

# MATCH OFFICIAL - OVERVIEW - LAST 5 YEARS

Karl Dickson



Fixtures	Date	Penalty Given	Foul	Lineout	Maul	Offside	Ruck	Scrum	Tackles	Other	Open Play	Yellow Card	Red Card	Rucks 0-3 %	Scrum Played %
France v Wales	24/10/20	20	0	0	1	3	12	1	2	1	0	0	0	48%	73%
Ireland v Japan	03/07/21	22	0	1	0	2	12	1	2	4	0	0	0	70%	75%
Argentina v South Africa	21/08/21	32	0	1	3	4	11	2	5	5	0	2	0	55%	50%
Italy v New Zealand	06/11/21	32	0	1	1	4	17	1	1	4	0	0	0	70%	69%
Scotland v France	26/02/22	21	0	2	1	2	10	3	2	1	0	0	0	72%	56%
New Zealand v Ireland	02/07/22	24	0	0	1	7	11	3	0	2	0	1	0	65%	47%
Argentina v Australia	13/08/22	22	1	0	1	2	10	2	3	3	0	1	0	75%	50%
Scotland v Argentina	19/11/22	24	0	0	1	1	12	5	2	3	0	5	1	60%	43%
Wales v Ireland	04/02/23	28	1	0	0	5	13	3	3	3	0	1	0	61%	38%
New Zealand v Australia	05/08/23	23	0	0	0	2	14	5	2	0	0	0	0	69%	45%
<b>Referee Average</b>		24.8	0.2	0.5	0.9	3.2	12.2	2.6	2.2	2.6	0.0	1.0	0.1	65%	54%
<b>All Competitions Average</b>		23.0	0.2	0.6	1.7	3.3	9.6	3.6	2.2	1.4	0.0	1.2	0.2	60%	52%