

INSIGHTS PRESENTED BY **Sage**



PREVIEW REPORT

IRELAND - ENGLAND

SUMMER NATIONS SERIES 2023

WEEK 4

19/08/2023





IRELAND vs ENGLAND

2023 SUMMER NATIONS SERIES



OPTA FACTS

- Ireland have won their last three Test matches against England after losing each of their previous four, however, they haven't won four in a row against England since 2004-2007 (W4); the team leading at half-time has gone on to win each of the last 18 matches between these two sides.
- Ireland have won each of their last 11 Test matches, their second longest winning run in Test rugby; they could equal their longest such run with victory against England, having previously won 12 straight Tests between 2017 and 2018.
- Ireland have won 24 of their last 25 Test matches on home soil, including each of their last 15 – their longest winning run at home in Test rugby; Ireland have scored 4+ tries in each of their last three home matches.
- England won their most recent Test match (19-17 v Wales) after losing three in a row previously, keeping Warren Gatland's side scoreless in the opening 40 minutes – England have gone on to win 29 of the last 32 Test matches in which they led at half-time.
- England have lost each of their last two away Test matches after winning three in a row previously, failing to score a single first-half try in either of those two defeats – each of England's last three away matches have been decided by margins of 10+ points.
- Ireland have mauled on 58 occasions in 2023, more than any other Tier 1 nation, however it is England who have gained the most metres (107) and scored the most tries (4) directly from mauls this calendar year.
- Ireland have gained 540 metres per game from their carries in 2023, more than any other Tier 1 nation; only New Zealand have averaged more carries (144) or line breaks (8.3) per game than Ireland this calendar year (143 carries, 7.2 line breaks).
- Ireland's Mack Hansen has made seven passes that have assisted a line break in Test rugby this year, the joint most of any Tier 1 player (also Finn Russell); Hansen has also made seven line breaks of his own this calendar year, meaning he's been directly involved in 14 line breaks – the most of any player, with teammate James Lowe ranking joint 2nd (12 - 10 breaks, 2 assists; Duhan van der Merwe also 12).
- Freddie Steward (England) has made more carries than any other Tier 1 player in Test rugby this year (79), including 31 dominant carries, also the most of any player; Steward has gained 363 metres from kick returns in 2023, the only other player to gain 200+ metres in that fashion is Ireland's Hugo Keenan (255).
- Ollie Lawrence beat five defenders against Wales last weekend, more than any other player on the pitch; in 2023 the England centre has recorded a 69% gainline success rate – of Tier 1 backs to make 30+ carries this year, only Australia's Marika Korobete (78%) has recorded a better rate.

IRELAND MATCH SQUAD DETAILS

2023 AUTUMN NATIONS SERIES



#	Player	Age	Height	Weight	Caps	Points	Tries
15	Hugo Keenan	27	185	92	30	45	9
14	Mack Hansen	25	188	89	14	30	6
13	Garry Ringrose	28	188	96	50	67	13
12	Bundee Aki	33	178	102	46	50	10
11	James Lowe	31	188	105	20	45	9
10	Ross Byrne	28	191	92	19	46	0
9	Jamison Gibson-Park	31	175	80	25	15	3
1	Andrew Porter	27	185	115	53	25	5
2	Dan Sheehan	24	191	110	17	20	4
3	Tadhg Furlong	30	185	125	66	25	5
4	Tadhg Beirne	31	198	113	39	30	6
5	James Ryan	27	201	115	53	25	5
6	Peter O'Mahony	33	191	107	94	15	3
7	Josh van der Flier	30	188	103	50	50	10
8	Cian Prendergast	23	193	112	2	0	0
16	Rob Herring	33	185	105	35	15	3
17	Jeremy Loughman	28	185	116	1	0	0
18	Finlay Bealham	31	188	118	30	15	3
19	Joe McCarthy	22	198	120	2	0	0
20	Caelan Doris	25	193	106	29	25	5
21	Conor Murray	34	188	94	105	100	15
22	Jack Crowley	23	185	89	4	15	0
23	Keith Earls	35	178	87	99	175	35

ENGLAND MATCH SQUAD DETAILS

2023 AUTUMN NATIONS SERIES

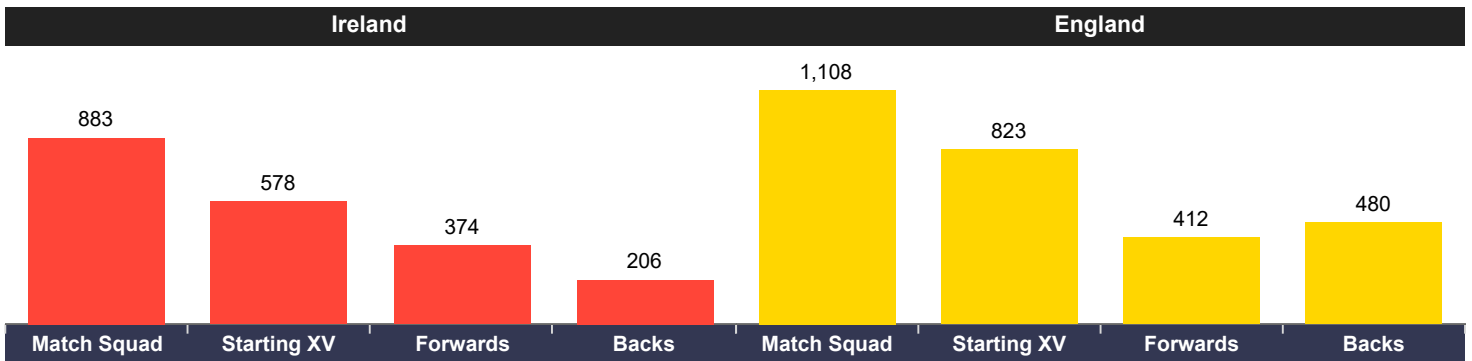


#	Player	Age	Height	Weight	Caps	Points	Tries
15	Freddie Steward	22	196	101	24	35	7
14	Anthony Watson	29	185	93	55	115	23
13	Joe Marchant	27	183	89	17	5	1
12	Manu Tuilagi	32	185	111	51	95	19
11	Elliot Daly	30	185	98	58	116	18
10	George Ford	30	178	86	83	313	10
9	Ben Youngs	33	178	88	123	100	20
1	Ellis Genge	28	186	117	50	30	6
2	Jamie George	32	183	108	78	65	13
3	Will Stuart	27	188	132	27	10	2
4	Maro Itoje	28	196	115	68	25	5
5	David Ribbans	27	202	121	6	0	0
6	Courtney Lawes	34	201	115	98	5	1
7	Ben Earl	25	186	102	16	0	0
8	Billy Vunipola	30	190	130	69	45	9
16	Theo Dan	22	179	102	1	0	0
17	Joe Marler	33	183	114	80	0	0
18	Kyle Sinckler	30	182	121	62	15	3
19	Ollie Chessum	22	200	118	9	5	1
20	Jack Willis	26	190	107	11	15	3
21	Danny Care	36	173	84	88	79	14
22	Marcus Smith	24	177	83	22	170	7
23	Ollie Lawrence	23	180	100	12	10	2

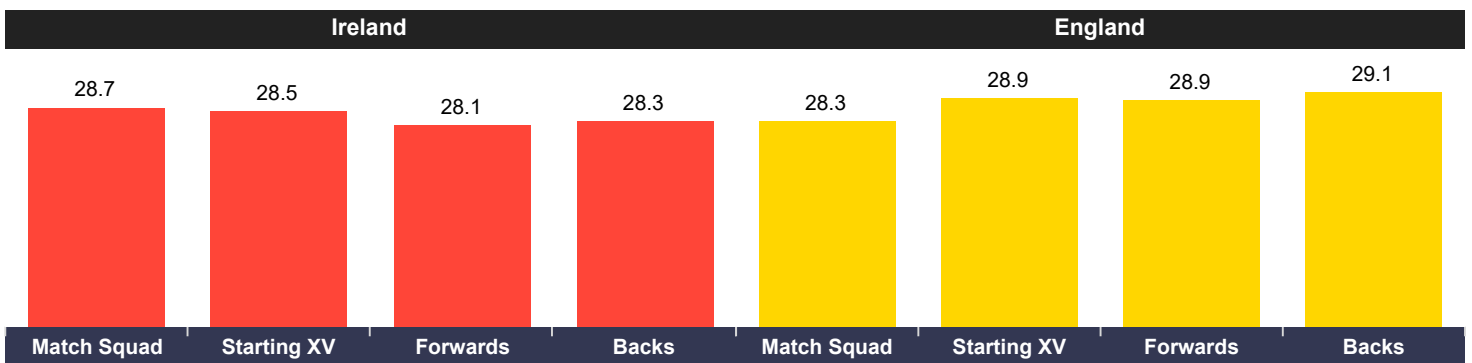
MATCH SQUAD - SQUAD COMPARISON

2023 AUTUMN NATIONS SERIES

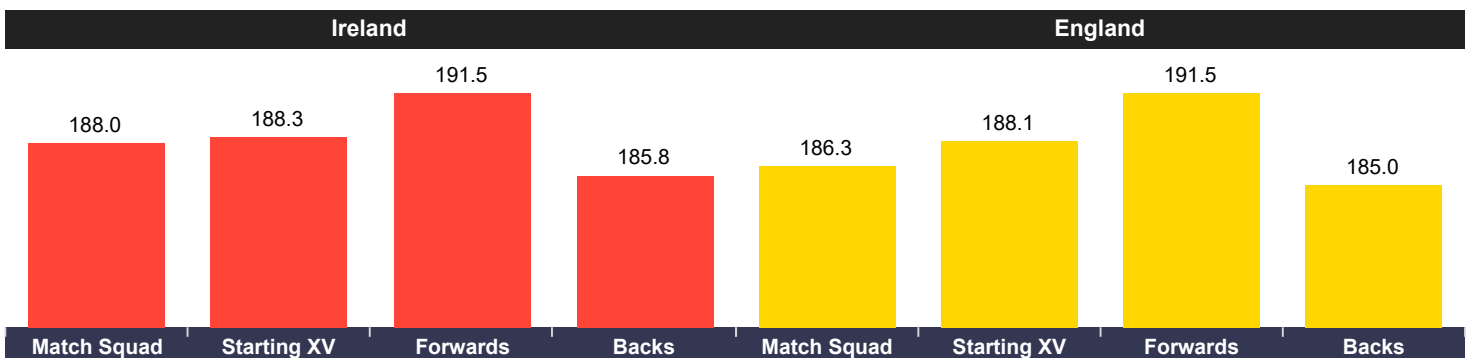
CAPS - TOTAL



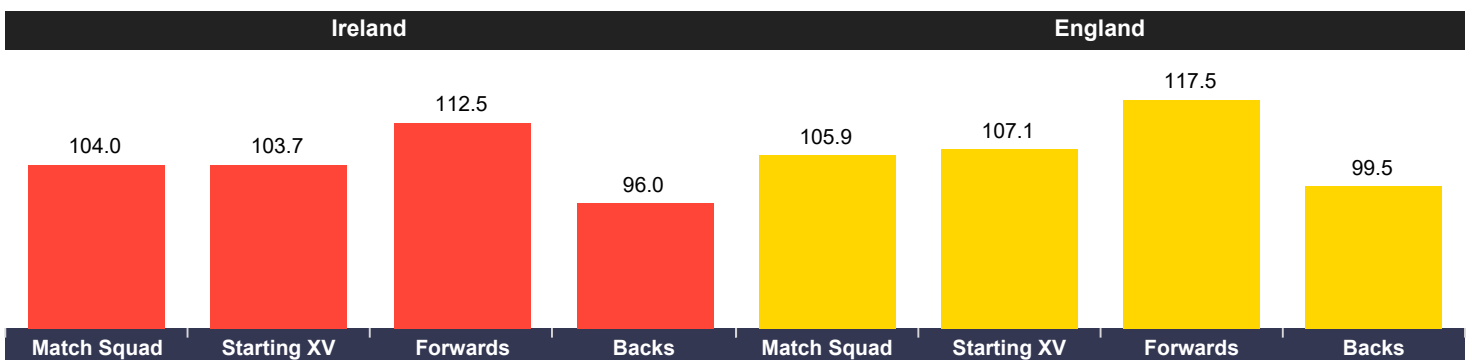
AGE - AVERAGES



HEIGHT - AVERAGES



WEIGHT - AVERAGES



LAST MATCH DETAILS

IRELAND

Summer Nations Series v Italy (05/08/2023) 33-17 (W)

#	Player	Minutes	Points	Tries	Ball Carries	Kicks	Tackles	Cards
15	Jimmy O'Brien	40	0	0	7	3	2	0
14	Keith Earls	80	0	0	8	2	4	0
13	Robbie Henshaw	61	0	0	5	0	7	0
12	Stuart McCloskey	80	5	1	12	0	12	0
11	Jacob Stockdale	80	0	0	18	2	3	0
10	Jack Crowley	80	6	0	12	4	8	0
9	Craig Casey	45	0	0	5	5	1	0
1	Dave Kilcoyne	52	5	1	7	0	0	0
2	Rob Herring	52	0	0	4	0	6	0
3	Tom O'Toole	52	0	0	6	0	8	0
4	Iain Henderson	56	0	0	11	0	1	0
5	Joe McCarthy	80	0	0	11	0	8	0
6	Ryan Baird	80	0	0	8	0	8	0
7	Caelan Doris	80	10	2	12	0	11	0
8	Jack Conan	35	0	0	12	0	5	0
16	Tom Stewart	28	0	0	4	0	5	0
17	Cian Healy	28	5	1	2	0	4	0
18	Tadhg Furlong	28	0	0	2	0	5	0
19	Tadhg Beirne	24	0	0	2	0	5	0
20	Cian Prendergast	45	0	0	7	0	10	0
21	Caolin Blade	35	0	0	2	0	4	0
22	Ciaran Frawley	40	2	0	3	2	5	0
23	Calvin Nash	19	0	0	2	0	1	0
Team Total		-	33	5	162	18	123	0

ENGLAND

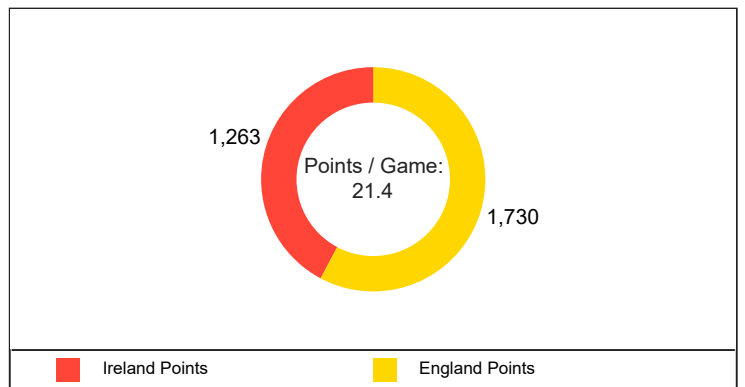
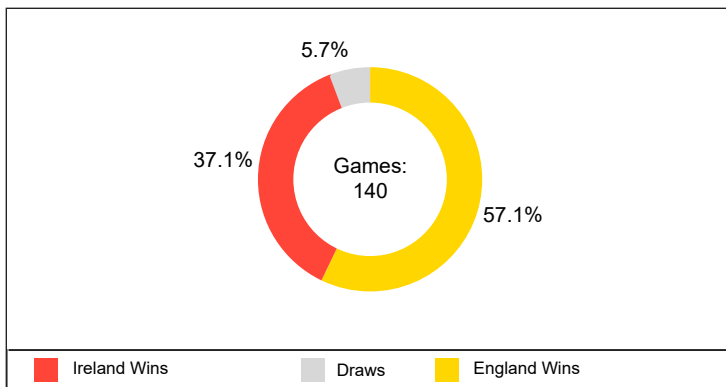
Summer Nations Series v Wales (12/08/2023) 19-17 (W)

#	Player	Minutes	Points	Tries	Ball Carries	Kicks	Tackles	Cards
15	Freddie Steward	70	0	0	8	2	2	1
14	Henry Arundell	49	0	0	2	2	4	1
13	Joe Marchant	80	0	0	4	0	6	0
12	Ollie Lawrence	71	0	0	10	0	6	0
11	Elliot Daly	80	0	0	7	3	8	0
10	Owen Farrell	63	9	0	5	10	4	1
9	Jack van Poortvliet	32	0	0	1	4	3	0
1	Joe Marler	54	0	0	3	0	2	0
2	Jamie George	80	0	0	11	0	15	0
3	Will Stuart	56	0	0	3	0	5	0
4	Maro Itoje	80	5	1	8	0	11	0
5	George Martin	80	0	0	5	0	11	0
6	Courtney Lawes	80	0	0	9	0	6	0
7	Ben Earl	80	0	0	13	1	9	0
8	Billy Vunipola	61	0	0	9	1	3	0
16	Theo Dan	0	0	0	0	0	0	0
17	Ellis Genge	15	0	0	2	0	2	1
18	Dan Cole	24	0	0	0	0	3	0
19	Jonny Hill	0	0	0	0	0	0	0
20	Jack Willis	19	0	0	4	0	4	0
21	Ben Youngs	48	0	0	1	3	3	0
22	George Ford	23	5	0	0	5	2	0
23	Max Malins	9	0	0	1	0	0	0
Team Total		-	19	1	106	31	109	4

HEAD TO HEAD

All Time

	Games	Ireland Wins	Draws	England Wins
Overall:	140	52	8	80
Ireland at Home:	70	33	4	33
England at Home:	70	19	4	47
Neutral Venue:				



LAST 10 MEETINGS

Year	Date	Team	Score	Opposition	Venue	Winner
2023	18/03/2023	Ireland	29-16	England	Aviva Stadium	Ireland
2022	12/03/2022	England	15-32	Ireland	Twickenham	Ireland
2021	20/03/2021	Ireland	32-18	England	Aviva Stadium	Ireland
2020	21/11/2020	England	18-7	Ireland	Twickenham	England
2020	23/02/2020	England	24-12	Ireland	Twickenham	England
2019	24/08/2019	England	57-15	Ireland	Twickenham	England
2019	02/02/2019	Ireland	20-32	England	Aviva Stadium	England
2018	17/03/2018	England	15-24	Ireland	Twickenham	Ireland
2017	18/03/2017	Ireland	13-9	England	Aviva Stadium	Ireland
2016	27/02/2016	England	21-10	Ireland	Twickenham	England

RESULTS

Since 2022/23

IRELAND								
Date	Opponent	Comp	H/A	Result	F	A	TF	TA
05/11/2022	South Africa	Autumn Nations Series	H	W	19	16	2	2
12/11/2022	Fiji	Autumn Nations Series	H	W	35	17	5	2
19/11/2022	Australia	Autumn Nations Series	H	W	13	10	1	1
04/02/2023	Wales	Six Nations	A	W	34	10	4	1
11/02/2023	France	Six Nations	H	W	32	19	4	1
25/02/2023	Italy	Six Nations	A	W	34	20	5	2
12/03/2023	Scotland	Six Nations	A	W	22	7	3	1
18/03/2023	England	Six Nations	H	W	29	16	4	1
05/08/2023	Italy	Summer Nations Series	H	W	33	17	5	2
Average					27.9	14.7	3.7	1.4

ENGLAND								
Date	Opponent	Comp	H/A	Result	F	A	TF	TA
06/11/2022	Argentina	Autumn Nations Series	H	L	29	30	2	2
12/11/2022	Japan	Autumn Nations Series	H	W	52	13	7	1
19/11/2022	New Zealand	Autumn Nations Series	H	D	25	25	3	3
26/11/2022	South Africa	Autumn Nations Series	H	L	13	27	1	2
04/02/2023	Scotland	Six Nations	H	L	23	29	3	4
12/02/2023	Italy	Six Nations	H	W	31	14	5	2
25/02/2023	Wales	Six Nations	A	W	20	10	3	1
11/03/2023	France	Six Nations	H	L	10	53	1	7
18/03/2023	Ireland	Six Nations	A	L	16	29	1	4
05/08/2023	Wales	Summer Nations Series	A	L	9	20	0	2
12/08/2023	Wales	Summer Nations Series	H	W	19	17	1	2
Average					22.5	24.3	2.5	2.7

FORM - IRELAND

All Competitions

IRELAND						
Record	Date	Opponent	Comp	Score	Days Since	Games Since
Last Win	05/08/2023	Italy	Summer Nations Series	33-17	12	0
Last Loss	02/07/2022	New Zealand	International	19-42	411	11
Last Home Win	05/08/2023	Italy	Summer Nations Series	33-17	12	0
Last Home Loss	14/02/2021	France	Six Nations	13-15	914	25
Last Away Win	12/03/2023	Scotland	Six Nations	22-7	158	2
Last Away Loss	02/07/2022	New Zealand	International	19-42	411	11

ENGLAND						
Record	Date	Opponent	Comp	Score	Days Since	Games Since
Last Win	12/08/2023	Wales	Summer Nations Series	19-17	5	0
Last Loss	05/08/2023	Wales	Summer Nations Series	9-20	12	1
Last Home Win	12/08/2023	Wales	Summer Nations Series	19-17	5	0
Last Home Loss	11/03/2023	France	Six Nations	10-53	159	3
Last Away Win	25/02/2023	Wales	Six Nations	20-10	173	4
Last Away Loss	05/08/2023	Wales	Summer Nations Series	9-20	12	1

LAST MEETING - STATISTICS

Ireland 29-16 England (2023-03-18 - Six Nations)

Ireland	England	
4	Tries	1
3	Conversions	1
1	Penalty Goals	3
128	Ball Carries	104
3	Offloads	4
10	Line Breaks	1
34	Defenders Beaten	15
764	Carry Metres	556
154	Total Tackles	181
15	Missed Tackle	34
5	Turnovers Won	3
17	Turnover Conceded	11
12	Lineouts Won	9
2	Lineouts Lost	2
7	Total Penalties Conceded	13
34	Kicks in Play	33

#	Player	Minutes Played	Tries	Points	Ball Carries	Defenders Beaten	Tackles	Tackles - Success	Turnovers Won	Pens Conceded
15	Hugo Keenan	40	0	0	7	4	3	3	0	0
14	Mack Hansen	80	0	0	7	5	5	4	0	0
13	Robbie Henshaw	80	1	5	6	2	8	8	0	0
12	Bundee Aki	80	0	0	15	4	7	7	0	0
11	James Lowe	80	0	0	9	1	6	4	0	0
10	Johnny Sexton	73	0	9	9	3	5	5	1	0
9	Jamison Gibson-Park	73	0	0	7	2	5	5	0	0
1	Andrew Porter	76	0	0	3	0	8	7	1	4
2	Dan Sheehan	70	2	10	11	5	10	7	0	0
3	Tadhg Furlong	59	0	0	6	0	13	11	0	1
4	Ryan Baird	73	0	0	12	3	12	11	1	0
5	James Ryan	80	0	0	5	0	15	14	1	0
6	Peter O'Mahony	57	0	0	5	1	5	4	0	0
7	Josh van der Flier	80	0	0	10	1	12	11	0	0
8	Caelan Doris	79	0	0	10	2	12	11	1	1
16	Rob Herring	10	1	5	1	0	2	2	0	0
17	Cian Healy	4	0	0	0	0	3	3	0	0
18	Tom O'Toole	21	0	0	1	0	7	7	0	0
19	Kieran Treadwell	7	0	0	0	0	3	3	0	0
20	Jack Conan	24	0	0	2	0	4	4	0	1
21	Conor Murray	7	0	0	0	0	4	4	0	0
22	Ross Byrne	7	0	0	0	0	4	3	0	0
23	Jimmy O'Brien	41	0	0	2	1	1	1	0	0



#	Player	Minutes	Tries	Points	Ball Carries	Defenders Beaten	Tackles	Tackles - Success	Turnovers Won	Pens Conceded
15	Freddie Steward	40	0	0	9	0	1	1	0	1
14	Anthony Watson	80	0	0	10	7	4	3	0	0
13	Henry Slade	80	0	0	11	0	7	6	0	0
12	Manu Tuilagi	80	0	0	9	1	11	9	0	0
11	Henry Arundell	59	0	0	4	2	6	3	1	1
10	Owen Farrell	80	0	11	4	0	17	11	0	1
9	Jack van Poortvliet	70	0	0	1	1	8	7	0	0
1	Ellis Genge	63	0	0	6	2	13	9	0	2
2	Jamie George	80	1	5	5	0	17	15	0	1
3	Kyle Sinckler	67	0	0	7	0	14	12	1	2
4	Maro Itoje	80	0	0	8	0	10	7	0	2
5	David Ribbans	70	0	0	4	2	16	12	0	1
6	Lewis Ludlam	80	0	0	7	0	11	11	0	0
7	Jack Willis	64	0	0	4	0	23	22	1	1
8	Alex Dombrandt	65	0	0	5	0	12	10	0	1
16	Jack Walker	0	0	0	0	0	0	0	0	0
17	Mako Vunipola	17	0	0	3	0	3	3	0	0
18	Dan Cole	13	0	0	1	0	1	1	0	0
19	Nick Isiekwe	10	0	0	0	0	1	1	0	0
20	Ben Curry	27	0	0	3	0	3	2	0	0
21	Alex Mitchell	10	0	0	2	0	0	0	0	0
22	Marcus Smith	0	0	0	0	0	0	0	0	0
23	Joe Marchant	21	0	0	1	0	3	2	0	0

TEAM ANALYSIS

2023 INTERNATIONALS

TEAM ANALYSIS - MATCH AVERAGES

2023 INTERNATIONALS

		
30.7	Points	18.3
4.2	Tries	2.0
81.3%	Goal Kicking %	72.4%
143.0	Carries	121.6
872.5	Carry Metres	693.3
11.0	Opposition 22 Entries	9.6
2.7	Points / Opp 22 Entry	1.6
7.2	Line Breaks	3.7
23.0	Defenders Beaten	18.7
6.7	Offloads	4.1
185.3	Passes	145.7
28.5	Kicks From Hand	31.6
158.0	Tackles	160.6
21.7	Missed Tackles	25.7
86.3%	Tackle %	84.0%
8.7	Dominant Tackles	10.0
9.5	Pens Conceded	9.3
0.0	Yellow Cards	0.6
0	Red Cards (Total)	2
7.2	Turnovers Won	4.6
11.7	Turnovers Conceded	14.9
87.8%	Lineout Success %	88.8%
92.3%	Scrum Success %	92.5%
97.3%	Ruck Success %	96.3%
50.2%	Gainline Forward %	51.3%

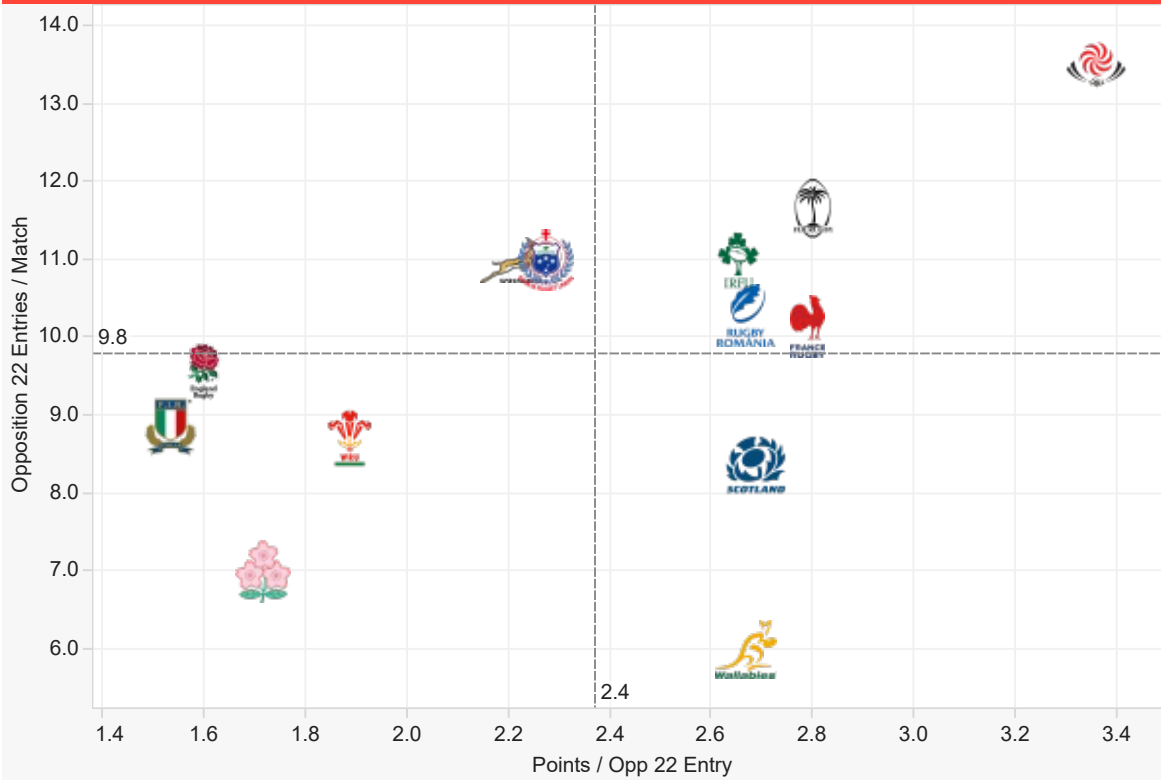
Ranking - Best to Worst

All stats are on a per match basis (unless stated otherwise)

TEAM ANALYSIS - 22 ENTRIES

2023 INTERNATIONALS

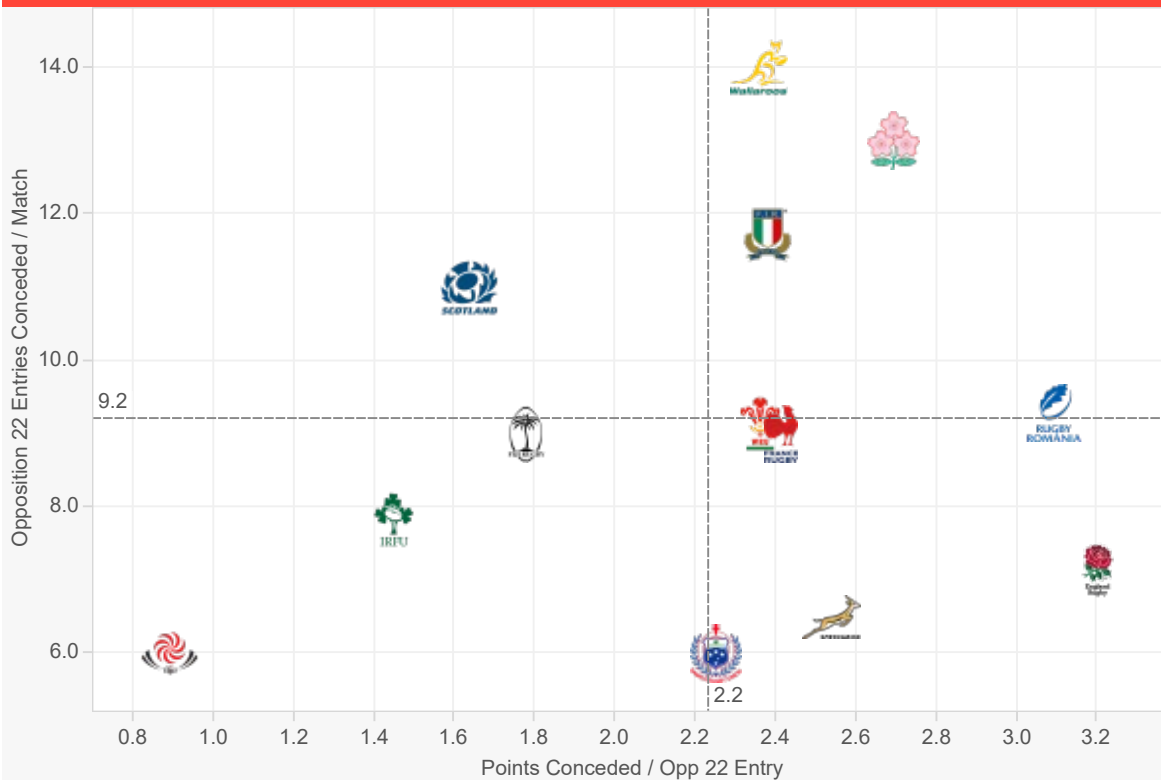
22 ENTRIES FOR



22 Entries / Match	
Georgia	13.5
Fiji	11.7
South Africa	11.0
Samoa	11.0
Ireland	11.0
Romania	10.3
France	10.1
England	9.6
Italy	8.9
Wales	8.7
Scotland	8.4
Japan	7.0
Australia	6.0

Points / Entry	
Georgia	3.4
Fiji	2.8
France	2.8
Scotland	2.7
Romania	2.7
Australia	2.7
Ireland	2.7
Samoa	2.3
South Africa	2.2
Wales	1.9
Japan	1.7
England	1.6
Italy	1.5

22 ENTRIES AGAINST



22 Entries Con. / Match	
Australia	14.0
Japan	13.0
Italy	11.7
Scotland	11.0
Romania	9.3
Wales	9.1
France	9.0
Fiji	9.0
Ireland	7.8
England	7.1
South Africa	6.5
Samoa	6.0
Georgia	6.0

Points Con / Entry	
England	3.2
Romania	3.1
Japan	2.7
South Africa	2.5
France	2.4
Italy	2.4
Wales	2.4
Australia	2.4
Samoa	2.3
Fiji	1.8
Scotland	1.6
Ireland	1.4
Georgia	0.9

TEAM ANALYSIS - POINTS & TRIES

2023 INTERNATIONALS

	SCORED					CONCEDED				
	Total	1'-20'	21'-HT	61'-80'	HT-60'	Total	1'-20'	21'-HT	61'-80'	HT-60'
Argentina	80	6	23	33	18	118	38	21	32	27
Australia	70	36	3	24	7	124	18	31	45	30
England	121	30	34	30	27	165	23	35	57	50
Fiji	97	43	27	17	10	51	10	10	19	12
France	225	69	69	41	46	160	30	36	56	38
Georgia	274	66	64	85	59	47	14	9	14	10
Ireland	184	54	58	62	10	89	42	10	17	20
Italy	112	25	24	39	24	193	68	47	51	27
Japan	12	0	0	12	0	35	14	7	7	7
New Zealand	137	42	31	41	23	59	21	6	20	12
Samoa	53	3	15	14	21	42	20	19	0	3
Scotland	195	43	26	69	57	162	36	60	35	31
South Africa	95	21	17	30	27	81	28	16	31	6
Wales	107	28	13	21	45	175	50	36	46	43
Total	1,762	466	404	518	374	1,501	412	343	430	316

TRIES PER PERIOD

	SCORED					CONCEDED				
	Total	1'-20'	21'-HT	61'-80'	HT-60'	Total	1'-20'	21'-HT	61'-80'	HT-60'
Argentina	9	0	2	5	2	16	5	3	4	4
Australia	9	5	0	3	1	16	2	4	6	4
England	13	2	4	4	3	21	2	4	8	7
Fiji	13	7	3	2	1	8	2	1	3	2
France	27	9	7	5	6	20	3	4	8	5
Georgia	41	9	10	13	9	5	1	0	2	2
Ireland	25	7	8	9	1	8	3	1	2	2
Italy	11	1	2	5	3	28	11	7	7	3
Japan	2	0	0	2	0	5	2	1	1	1
New Zealand	19	6	4	6	3	8	3	0	3	2
Samoa	7	0	2	2	3	4	3	1	0	0
Scotland	27	5	4	10	8	19	4	7	4	4
South Africa	12	2	2	4	4	9	3	1	5	0
Wales	13	3	1	3	6	20	4	3	7	6
Total	228	56	49	73	50	187	48	37	60	42

	SCORED								CONCEDED							
	Total	Counter Attack	Free Kick	Lineout	Scrum	Start Half	Tap Penalty	Turnover	Total	Counter Attack	Free Kick	Lineout	Scrum	Start Half	Tap Penalty	Turnover
Argentina	9	0	0	5	1	0	3	0	16	3	1	5	3	0	1	3
Australia	9	3	0	1	1	0	1	3	18	3	0	12	2	0	0	1
England	14	2	0	8	1	0	2	1	22	4	0	11	4	0	0	3
Fiji	14	3	0	5	4	0	1	1	8	0	0	4	2	0	2	0
France	27	6	0	10	3	0	2	6	21	6	0	9	2	1	1	2
Georgia	42	2	0	21	4	2	3	10	5	0	0	3	0	0	1	1
Ireland	25	5	0	9	4	0	3	4	8	3	0	4	0	0	0	1
Italy	12	2	0	7	2	0	0	1	30	2	0	14	5	0	4	5
Japan	2	0	0	0	1	0	1	0	5	1	0	1	2	0	0	1
New Zealand	19	4	1	9	3	0	0	2	8	2	0	4	0	0	1	1
Samoa	7	0	0	2	2	0	2	1	4	1	0	2	0	0	1	0
Scotland	27	5	0	14	5	0	2	1	19	2	0	9	2	0	2	4
South Africa	14	2	0	9	1	0	0	2	9	1	0	3	1	0	2	2
Wales	15	1	0	9	1	1	0	3	20	4	0	10	3	0	2	1
Total	236	35	1	109	33	3	20	35	193	32	1	91	26	1	17	25

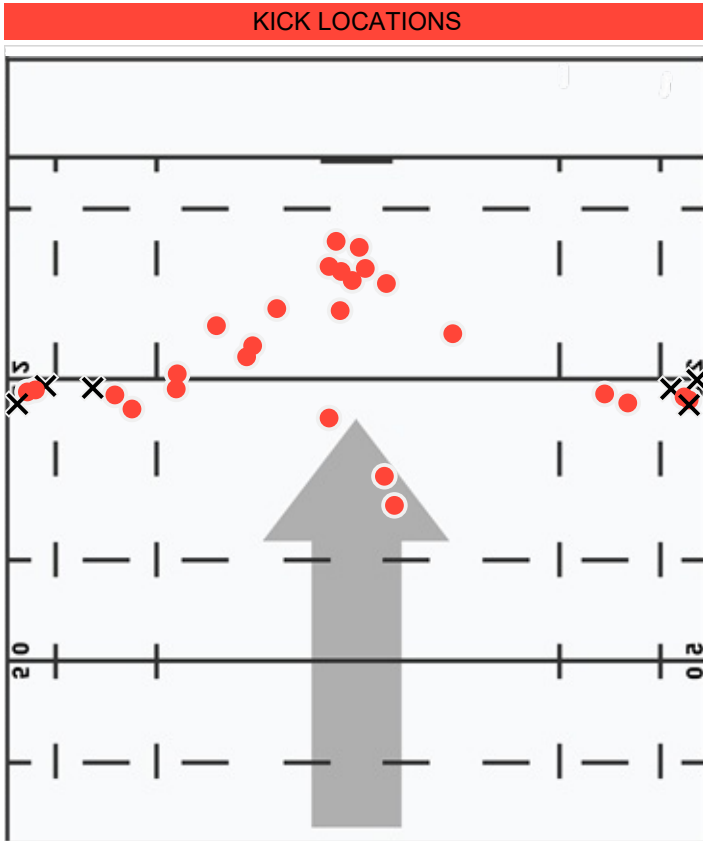
Max & Min values are highlighted per time-frame/phase/section



TEAM ANALYSIS
IRELAND - 2023 INTERNATIONALS

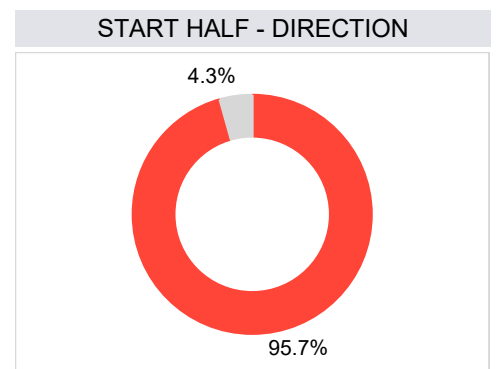
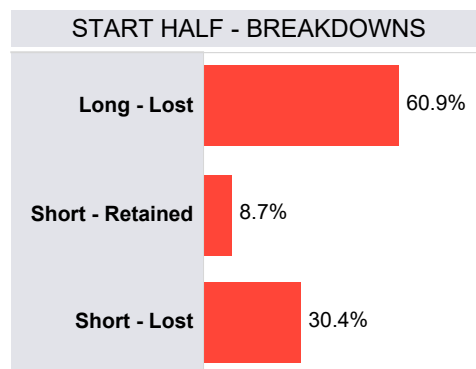
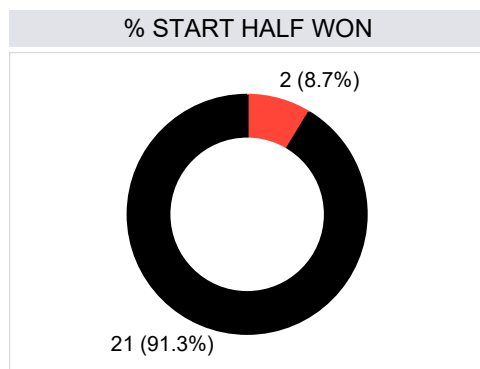
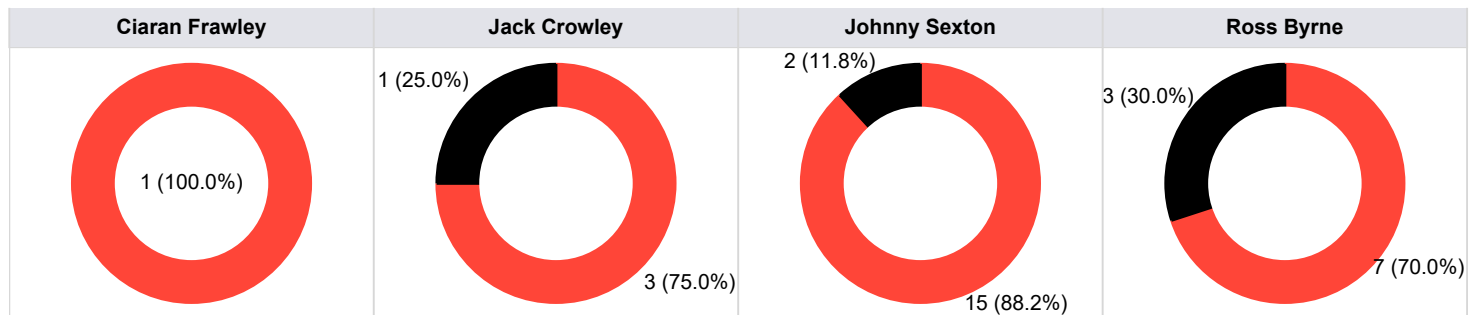
KICKING

IRELAND - 2023 INTERNATIONALS



LAST 20 KICKS AT GOAL				
Opponent	Minute	Player	Pts Gained	
Italy	14	Jack Crowley	0.78	Conv Made
	30	Jack Crowley	0.94	Conv Made
	37	Jack Crowley	0.16	Conv Made
	66	Jack Crowley	-1.12	Conv Missed
England	74	Ciaran Frawley	0.12	Conv Made
	19	Johnny Sexton	0.39	Pen Made
	35	Johnny Sexton	0.34	Conv Made
	63	Johnny Sexton	0.56	Conv Made
Scotland	70	Johnny Sexton	0.96	Conv Made
	78	Ross Byrne	-1.22	Conv Missed
	13	Johnny Sexton	0.06	Pen Made
	29	Johnny Sexton	-1.04	Conv Missed
Italy	58	Johnny Sexton	0.88	Conv Made
	63	Johnny Sexton	0.92	Conv Made
	4	Ross Byrne	-1.24	Conv Missed
	14	Ross Byrne	0.04	Conv Made
France	22	Ross Byrne	0.86	Conv Made
	37	Ross Byrne	-1.10	Conv Missed
	65	Ross Byrne	0.30	Pen Made
	72	Ross Byrne	0.04	Conv Made
Wales	11	Johnny Sexton	0.14	Conv Made
	22	Johnny Sexton	-1.00	Conv Missed
	41	Johnny Sexton	0.06	Pen Made
Wales	60	Ross Byrne	0.03	Pen Made
	19	Johnny Sexton	0.09	Pen Made
	28	Johnny Sexton	0.18	Pen Made
Overall Points Gained			2.25	

KICKS AT GOAL



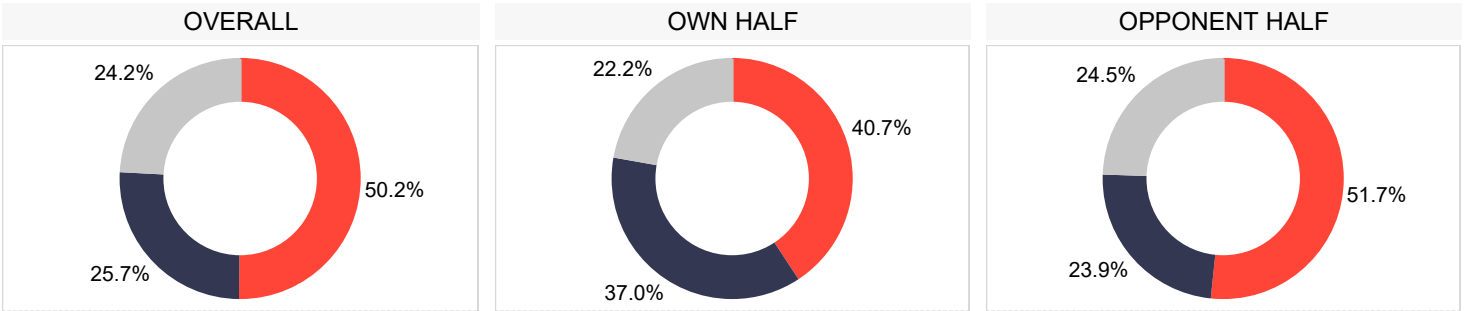
Won Lost

Right Split

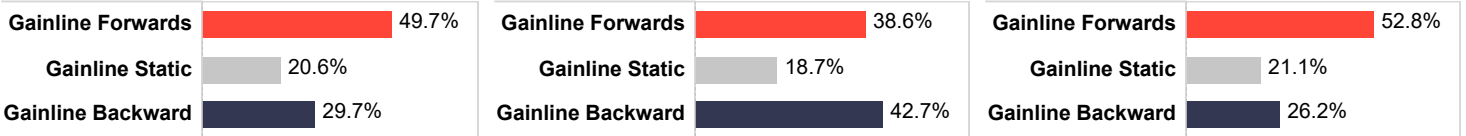
COLLISIONS

IRELAND - 2023 INTERNATIONALS

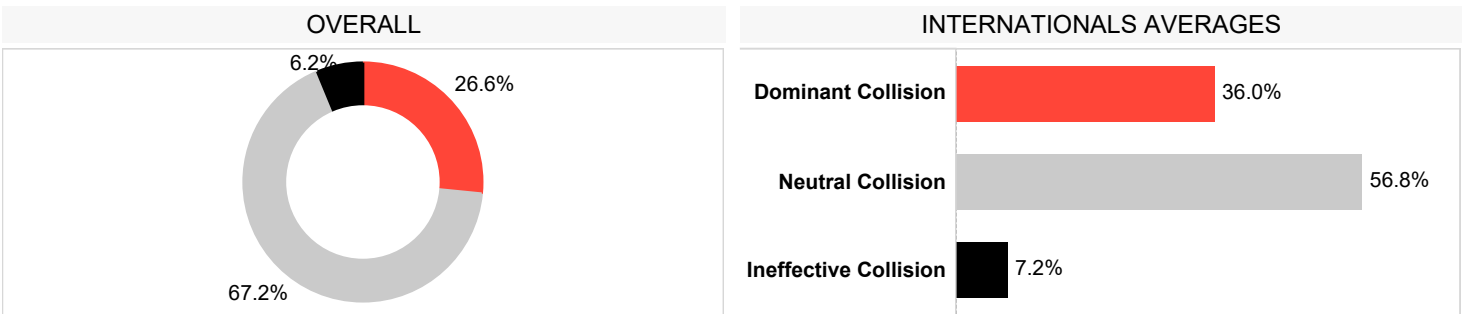
GAINLINE SUCCESS



INTERNATIONALS AVERAGES

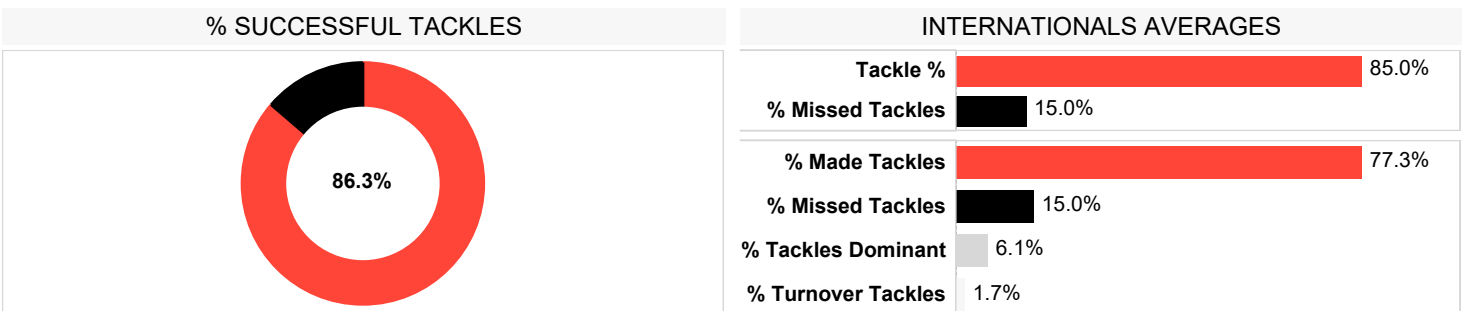


CARRIES INTO CONTACT*

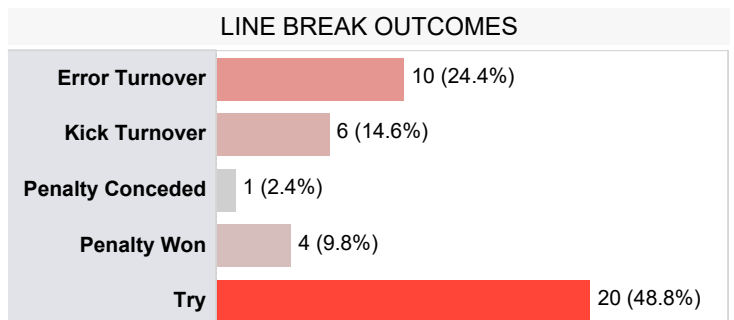


*dominance based on tackle outcome

TACKLES

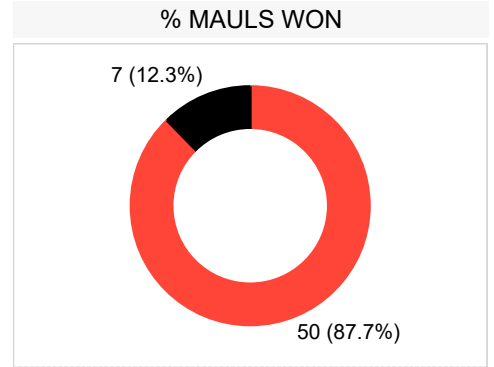
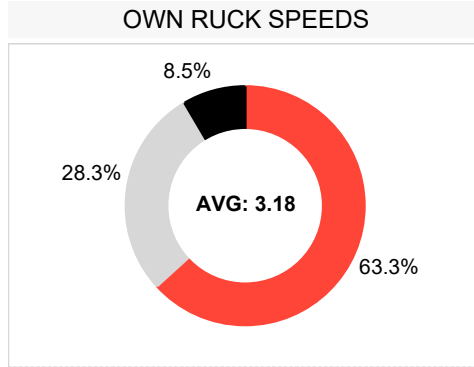
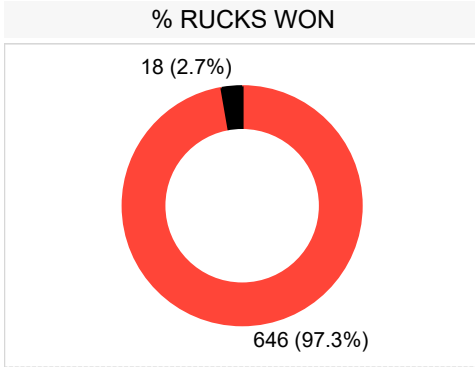


CARRIES & BREAKS	
Line Breaks	43
Line breaks / match	7.2
Defenders Beaten	138
Defenders Beaten / match	23.0
Ball Carries	858.0
Carries / Match	143.0

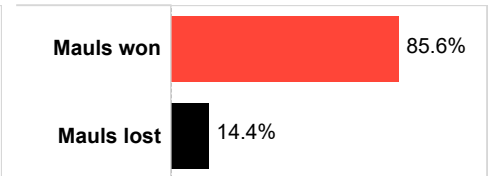
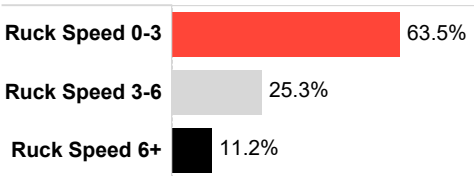
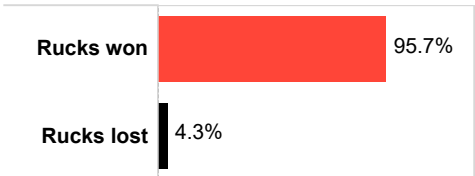


BREAKDOWN

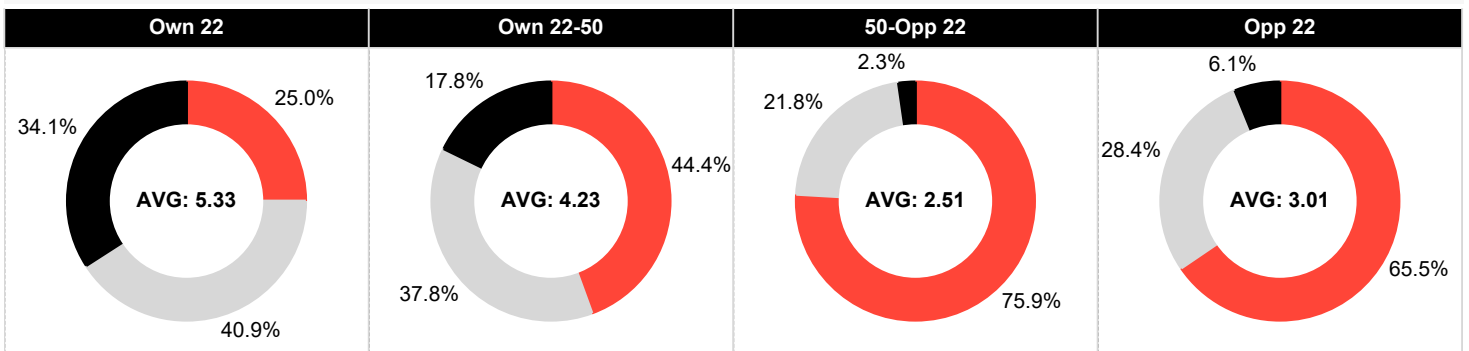
IRELAND - 2023 INTERNATIONALS



INTERNATIONALS AVERAGES



RUCK SPEEDS - LOCATIONS



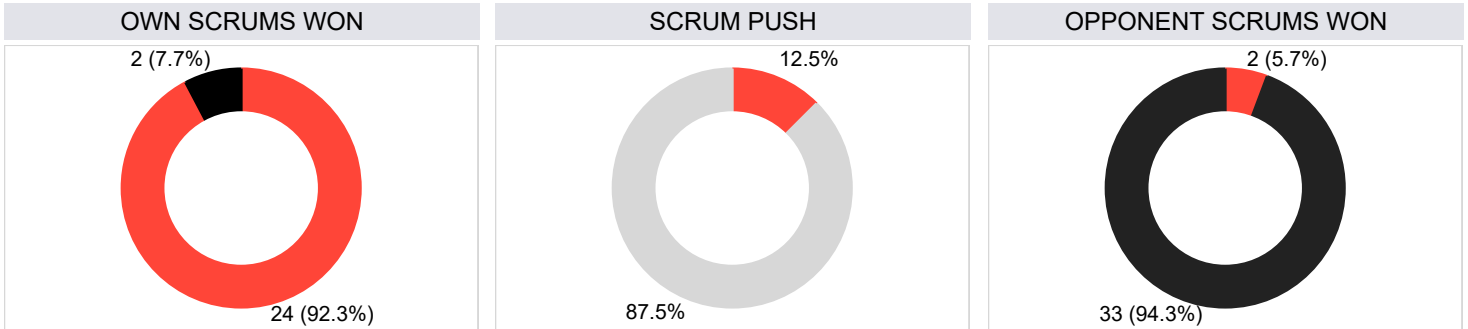
■ Ruck Speed 0-3
 ■ Ruck Speed 3-6
 ■ Ruck Speed 6+

Attacking Breakdown Arrivals		Defensive Breakdown Arrivals		Breakdown Steals	
1	Josh van der Flier 147	1	Caelan Doris 74	1	Caelan Doris 6
2	Andrew Porter 140	2	Josh van der Flier 34	2	Mack Hansen 3
3	James Ryan 122	3	Andrew Porter 28	3	Andrew Porter 2
4	Caelan Doris 120	4	Bundee Aki 23	4	Bundee Aki 2
5	Peter O'Mahony 82	5	Mack Hansen 19	Team Total	27

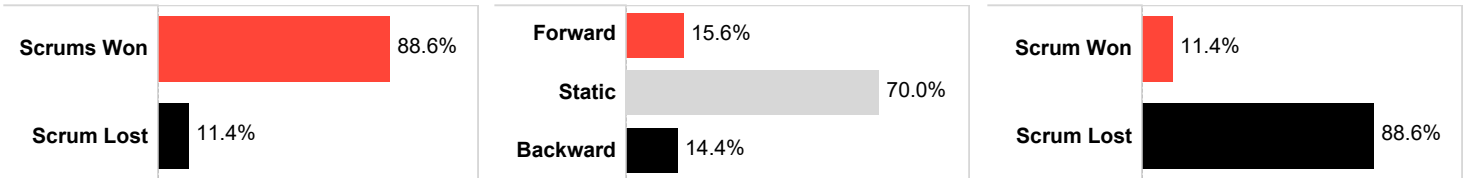
SET PIECE

IRELAND - 2023 INTERNATIONALS

SCRUMS



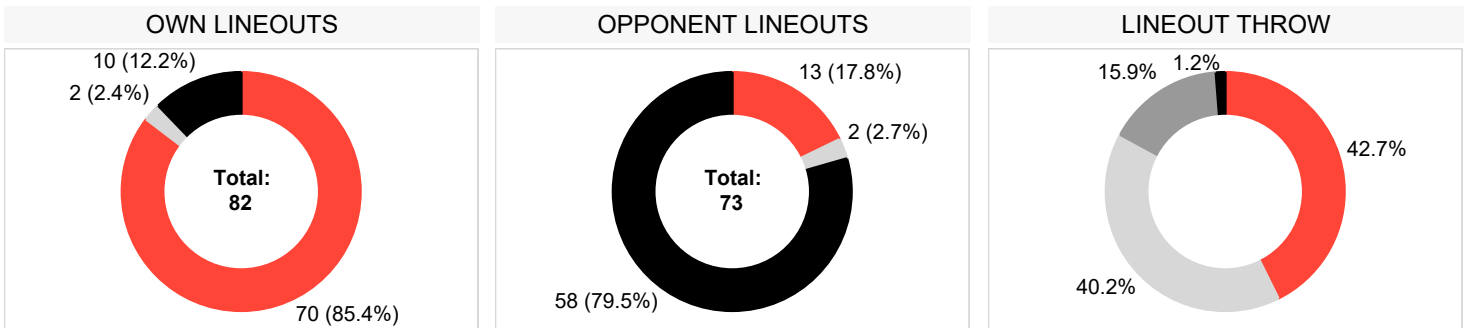
INTERNATIONALS AVERAGES



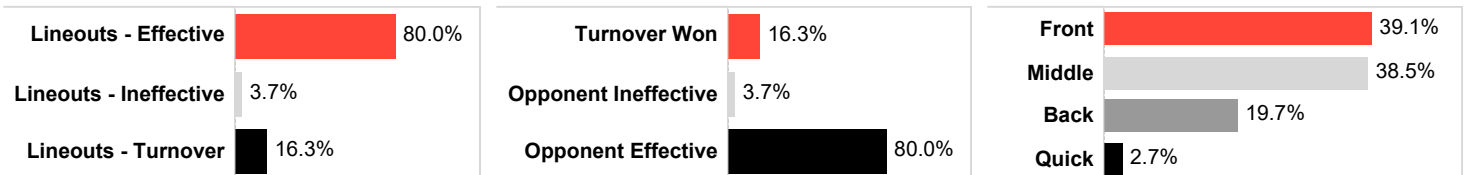
OWN SCRUMS			OPPONENT SCRUMS		
Scrum Won	Scrum Reset Retained	Scrum Lost	Scrum Won	Scrum Reset Retained	Scrum Lost
24	6	2	2	6	33

OWN SCRUMS WON			OPPONENT SCRUMS WON		
Used	Penalty	Free Kick	Used	Penalty	Free Kick
Total: 14	6	4	Total: 2	2	
% of Total: 58.3%	25.0%	16.7%	% of Total: 100.0%		

LINEOUTS



INTERNATIONALS AVERAGES

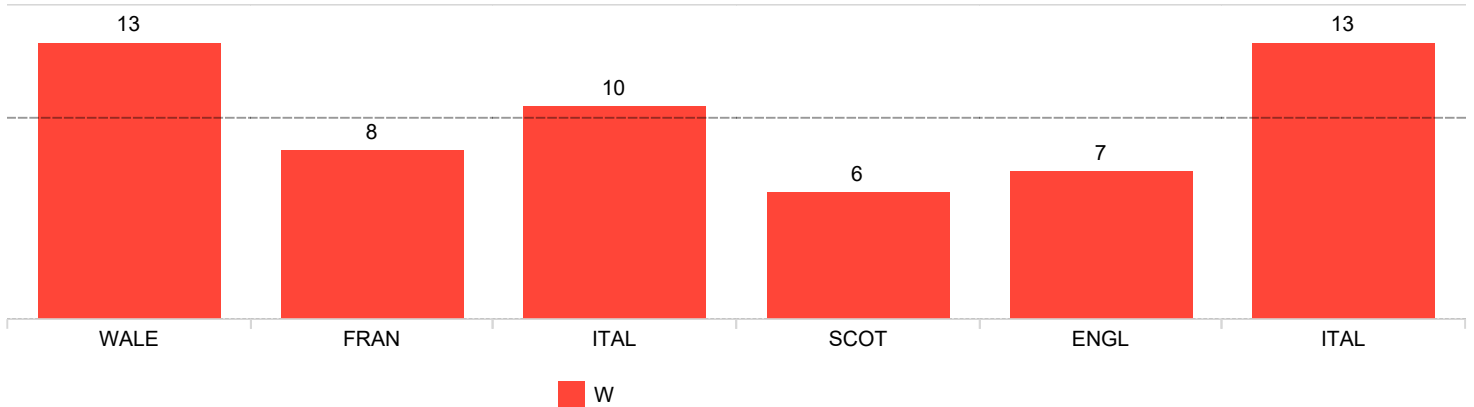


DISCIPLINE

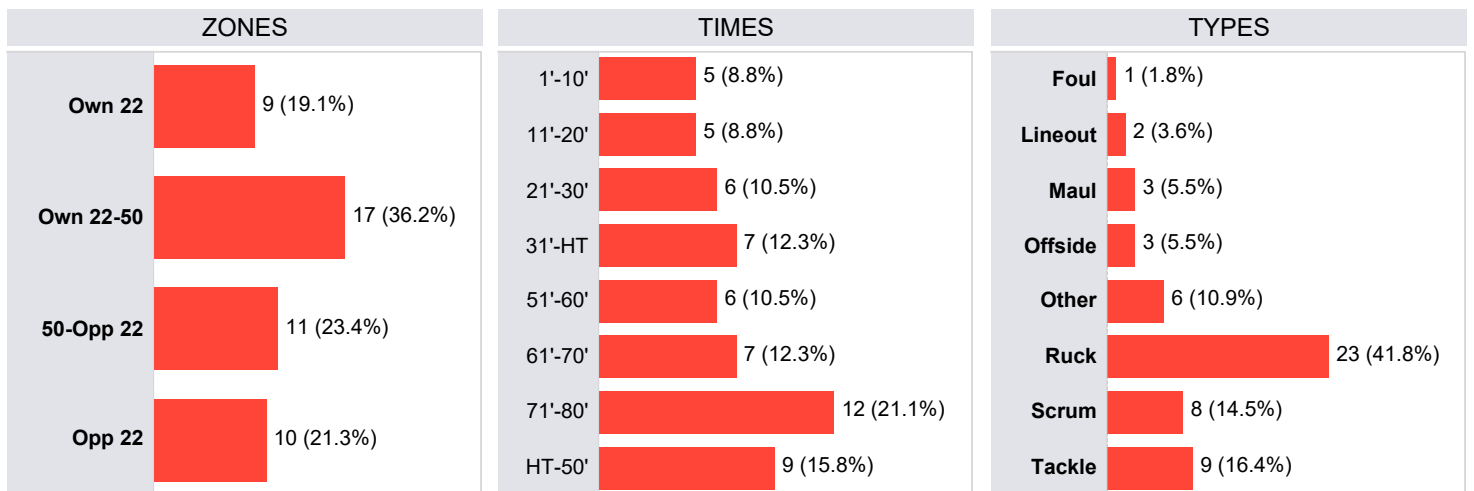
IRELAND - 2023 INTERNATIONALS

Statistic	Team	Year Average
Total penalties conceded / match	9.5	11.0
Yellow cards / match	0.0	0.7
Red cards / match	0.0	0.1

PENALTIES CONCEDED PER MATCH



PENALTIES & INFRINGEMENTS



PLAYER STATISTICS - PER 80 AVERAGES WITH A MINIMUM 240 MINUTES PLAYED

Total penalties conceded		Penalties conceded / 80 minutes		Yellow / Red cards	
1	Andrew Porter	13	2.9		
2	Caelan Doris	5	1.0		
3	Dave Kilcoyne	4	0.8		
4	James Ryan	4	0.6		
5	Josh van der Flier	3	0.6		



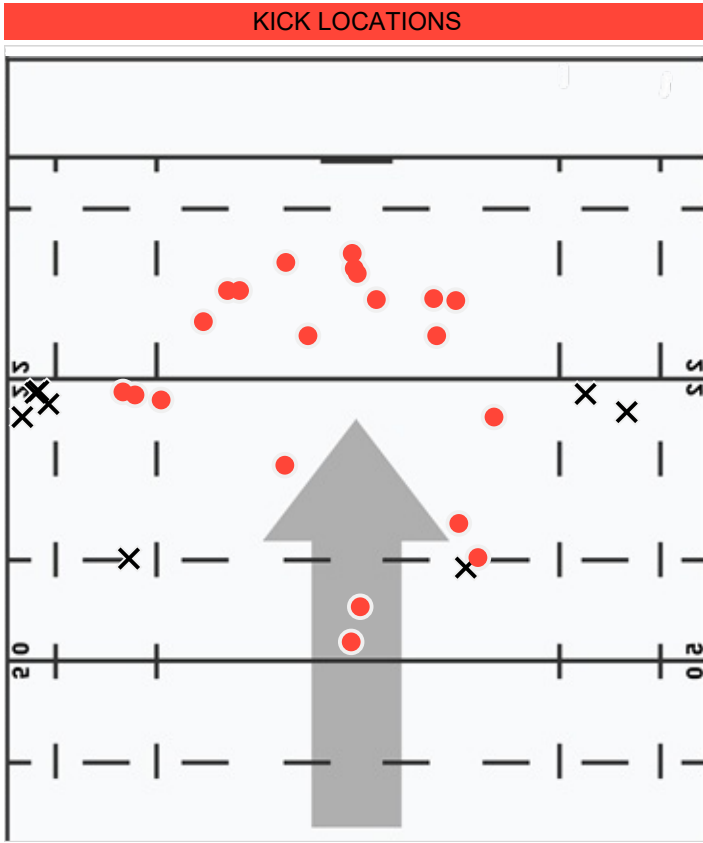
**England
Rugby**

TEAM ANALYSIS

ENGLAND - 2023 INTERNATIONALS

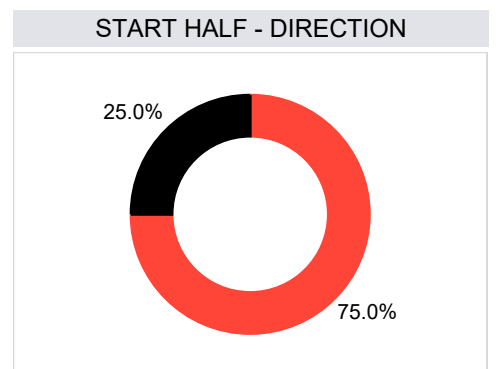
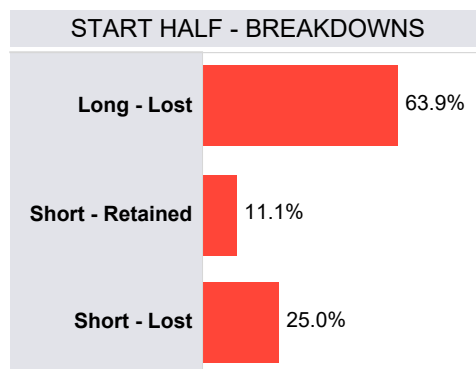
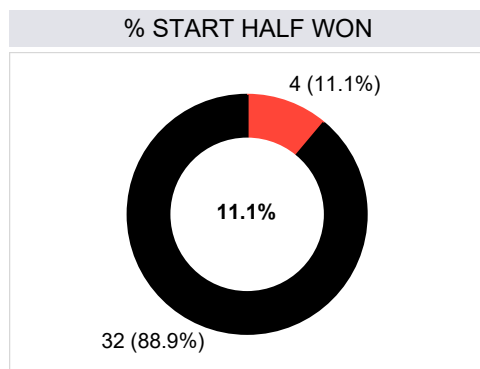
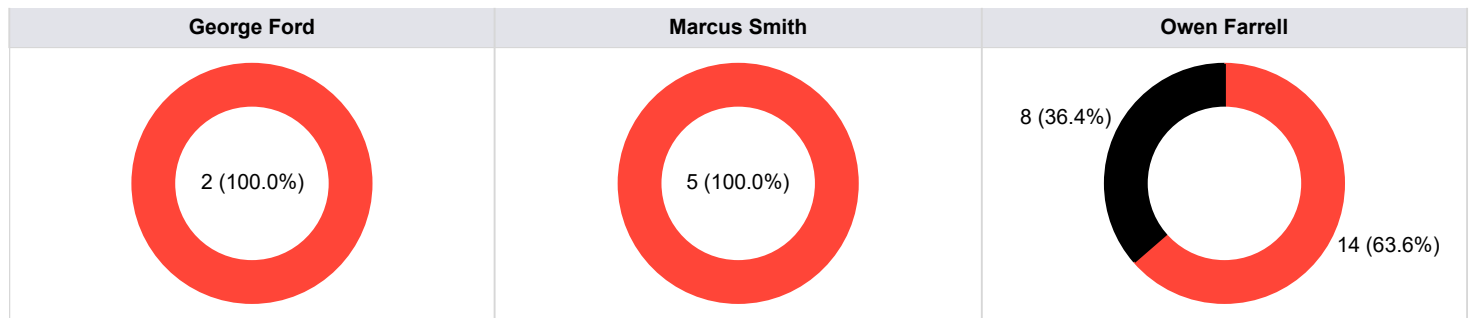
KICKING

ENGLAND - 2023 INTERNATIONALS



LAST 20 KICKS AT GOAL				
Opponent	Minute	Player	Pts Gained	
Wales	10	Owen Farrell	0.33	Pen Made
	42	Owen Farrell	0.60	Pen Made
	43	Owen Farrell	0.06	Pen Made
	69	George Ford	0.50	Conv Made
	76	George Ford	0.39	Pen Made
Wales	8	Marcus Smith	0.75	Pen Made
	14	Marcus Smith	0.06	Pen Made
	43	Marcus Smith	0.15	Pen Made
Ireland	8	Owen Farrell	0.12	Pen Made
	15	Owen Farrell	0.60	Pen Made
	51	Owen Farrell	0.33	Pen Made
	73	Owen Farrell	0.14	Conv Made
France	34	Marcus Smith	0.63	Pen Made
	49	Marcus Smith	0.10	Conv Made
Wales	10	Owen Farrell	0.69	Pen Made
	20	Owen Farrell	-1.12	Conv Missed
	32	Owen Farrell	-2.22	Pen Missed
	45	Owen Farrell	0.04	Conv Made
	62	Owen Farrell	-1.71	Pen Missed
	76	Owen Farrell	-1.10	Conv Missed
Overall Points Gained			-2.52	

KICKS AT GOAL



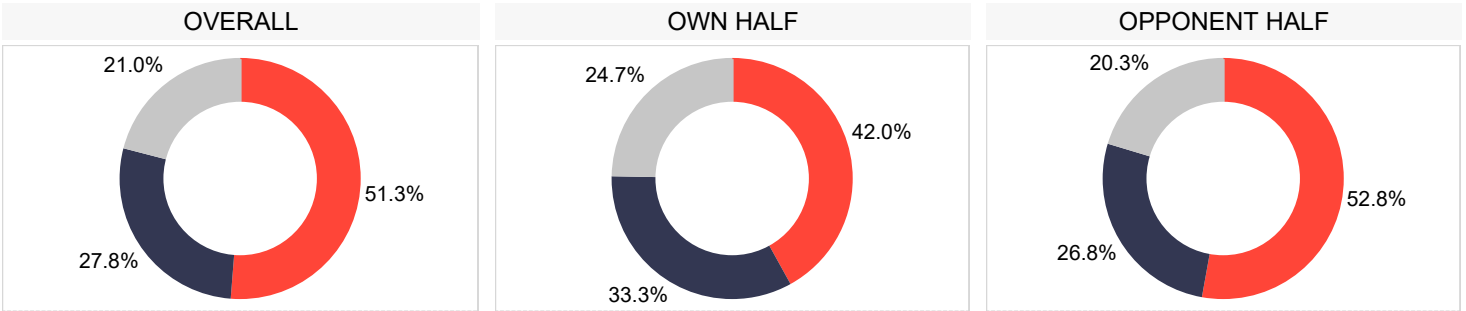
Won Lost

Right Left

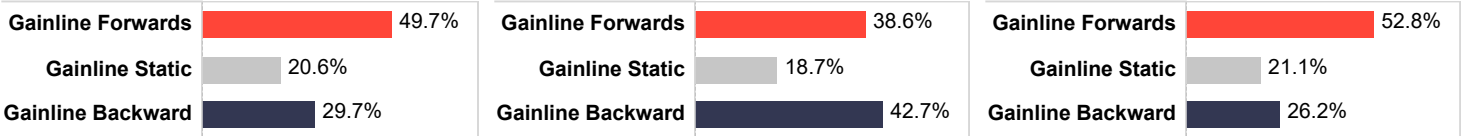
COLLISIONS

ENGLAND - 2023 INTERNATIONALS

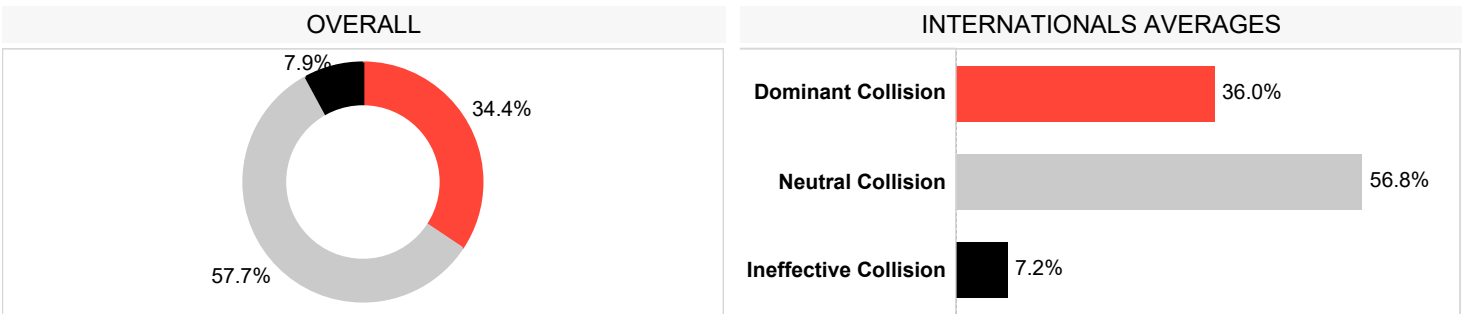
GAINLINE SUCCESS



CHAMPIONSHIP AVERAGES

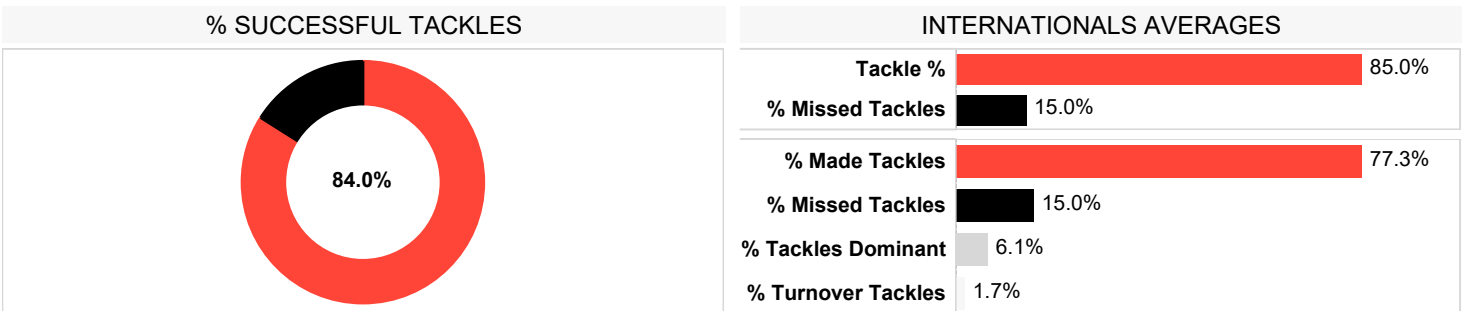


CARRIES INTO CONTACT*

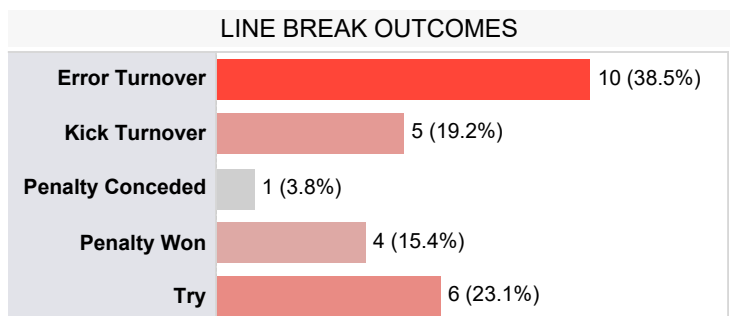


*dominance based on tackle outcome

TACKLES

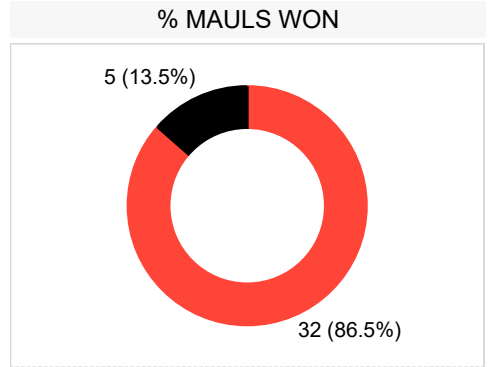
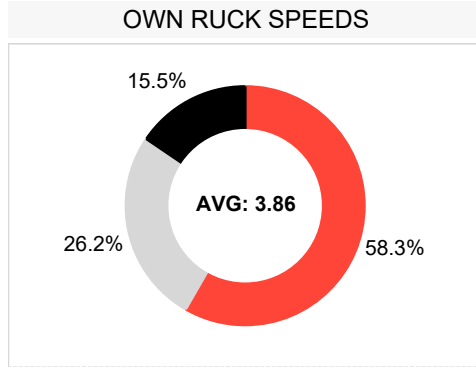
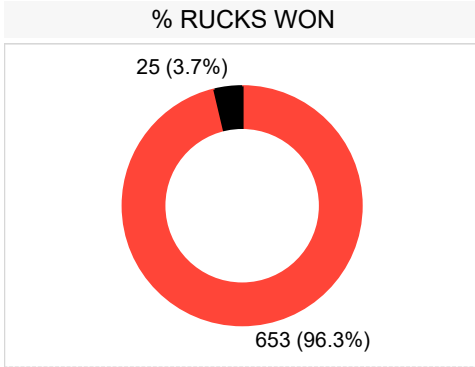


CARRIES & BREAKS	
Line Breaks	26
Line breaks / match	3.7
Defenders Beaten	131
Defenders Beaten / match	18.7
Ball Carries	851.0
Carries / Match	121.6

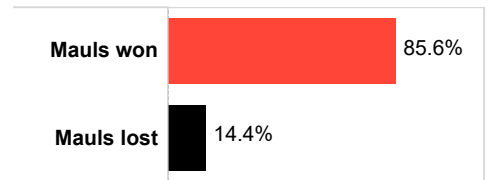
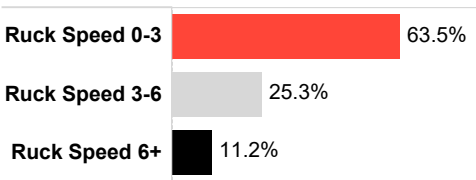
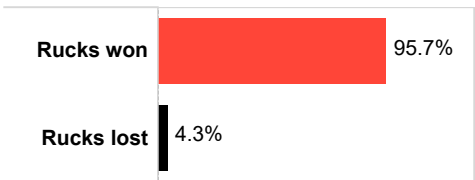


BREAKDOWN

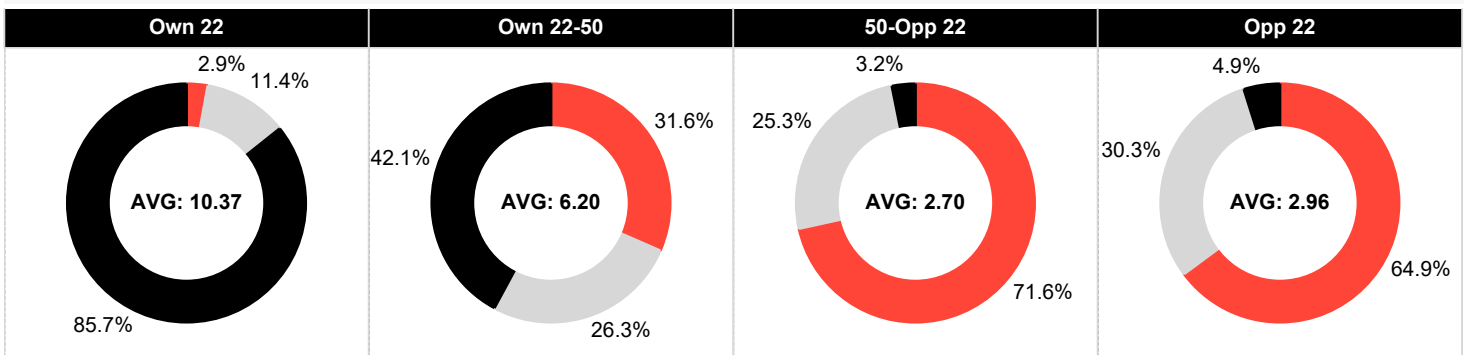
ENGLAND - 2023 INTERNATIONALS



INTERNATIONALS AVERAGES



RUCK SPEEDS - LOCATIONS



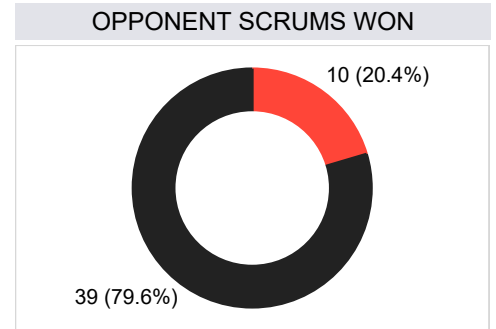
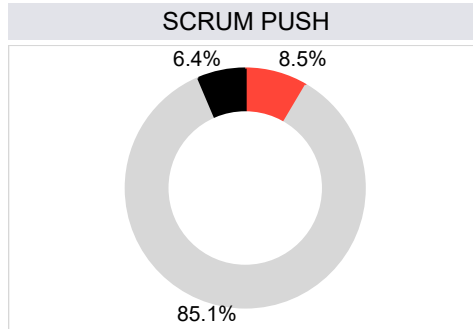
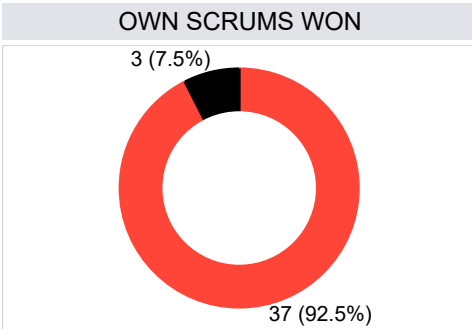
■ Ruck Speed 0-3
 ■ Ruck Speed 3-6
 ■ Ruck Speed 6+

Attacking Breakdown Arrivals			Defensive Breakdown Arrivals			Breakdown Steals		
1	Maro Itoje	179	1	Maro Itoje	45	1	Alex Dombrandt	3
2	Jamie George	154	2	Alex Dombrandt	38	2	Jack Willis	3
3	Ollie Chessum	99	3	Jack Willis	37	3	Lewis Ludlam	3
4	Ellis Genge	95	4	Lewis Ludlam	34	4	Maro Itoje	3
5	Kyle Sinckler	95	5	Jamie George	24	Team Total		25

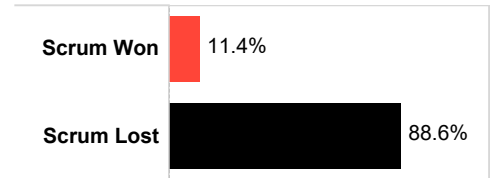
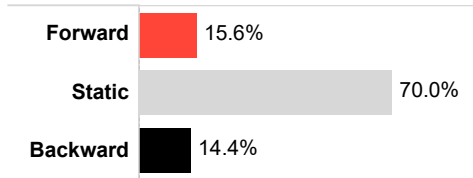
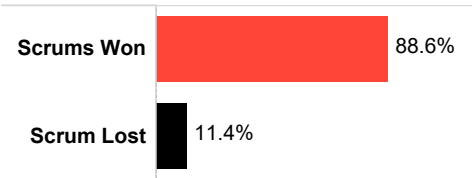
SET PIECE

ENGLAND - 2023 INTERNATIONALS

SCRUMS



INTERNATIONALS AVERAGES



OWN SCRUMS

Scrum Won	Scrum Reset Retained	Scrum Lost
37	7	3

OPPONENT SCRUMS

Scrum Won	Scrum Reset Retain..	Scrum Lost
10	14	39

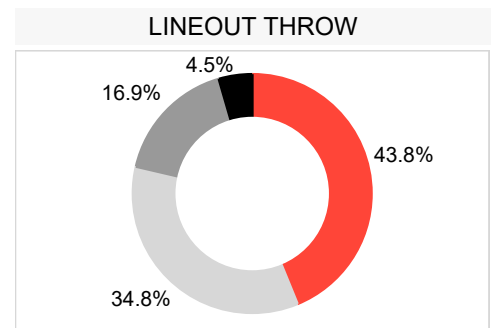
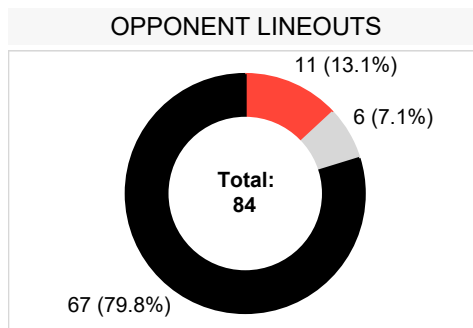
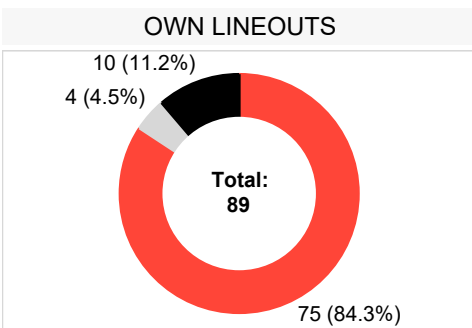
OWN SCRUMS WON

	Used	Penalty	Free Kick
Total	19	15	3
% of Total	51.4%	40.5%	8.1%

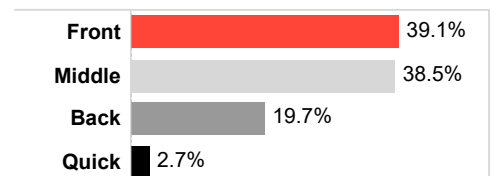
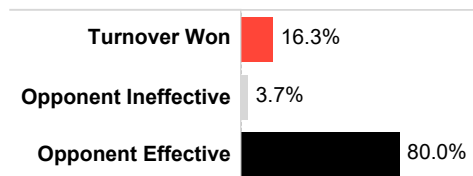
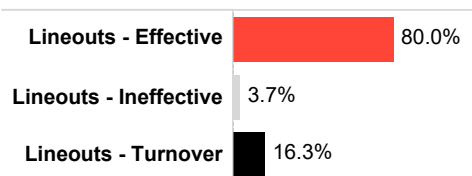
OPPONENT SCRUMS WON

	Used	Penalty	Free Kick
Total	6	6	4
% of Total	60.0%	60.0%	40.0%

LINEOUTS



INTERNATIONALS AVERAGES

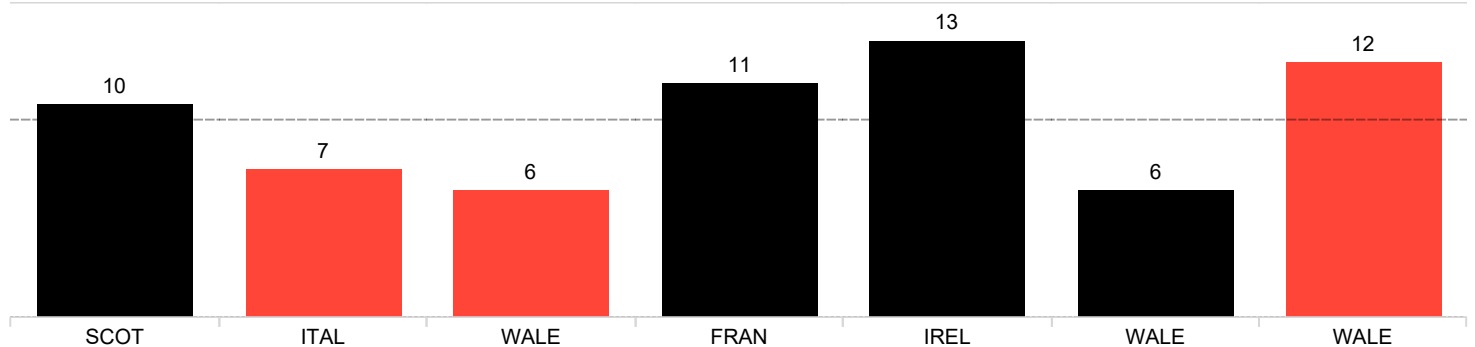


DISCIPLINE

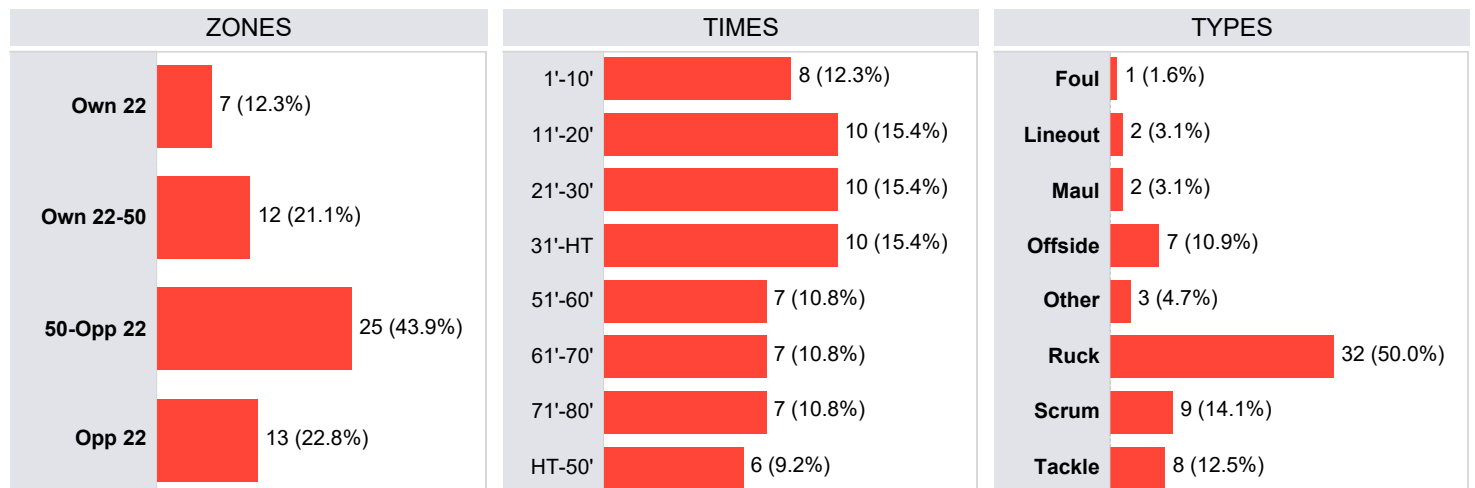
ENGLAND - 2023 INTERNATIONALS

Statistic	Team	Year Average
Total penalties conceded / match	9.3	11.0
Yellow cards / match	0.6	0.7
Red cards / match	0.3	0.1

PENALTIES CONCEDED PER MATCH



PENALTIES & INFRINGEMENTS



PLAYER STATISTICS - PER 80 AVERAGES WITH A MINIMUM 240 MINUTES PLAYED

Total penalties conceded		Penalties conceded / 80 minutes		Yellow / Red cards		
1	Maro Itoje	8	1 Kyle Sinckler	1.7	1 Freddie Steward	1 / 1
2	Ellis Genge	7	2 Ellis Genge	1.5	2 Ellis Genge	1 / 0
3	Kyle Sinckler	7	3 Maro Itoje	1.3	3 Henry Arundell	1 / 0
4	Freddie Steward	5	4 Lewis Ludlam	0.8	4 Jack Willis	1 / 0
5	Lewis Ludlam	5	5 Freddie Steward	0.8	5 Owen Farrell	0 / 1

PLAYER STATS
2023 INTERNATIONALS

APPEARANCE CHART - IRELAND

2023 INTERNATIONALS

	04/02/23 Wales	11/02/23 France	25/02/23 Italy	12/03/23 Scotland	18/03/23 England	05/08/23 Italy
B. Aki	s23	s23	13*	12	12	
R. Baird			s19	s19	4	6
F. Bealham	3	3	3			
T. Beirne	4	4				s19
C. Blade						s21
R. Byrne	s22	s22	10	s22	s22	
C. Casey	s21	s21	9			9
J. Conan	s20	s20	8	s20*	s20	8
J. Crowley			s22			10
C. Doris	8*	8	6	8	8	7**
K. Earls						14
C. Frawley						s22
T. Furlong				3	3	s18
J. Gibson-Park				s21	9	
M. Hansen	14	14	14**	14*	14	
C. Healy				s17	s17	s17*
I. Henderson	s19	s19	4	4		4
R. Henshaw				s23	13*	13
R. Herring	s16	2			s16*	2
H. Keenan	15	15*	15*	15	15	
R. Kelleher		s16	2	s16		
D. Kilcoyne	s17	s17	s17			1*
J. Lowe	11*	11*	11	11*	11	
J. McCarthy						5
S. McCloskey	12	12	12			12*
C. Murray	9	9	s21	9	s21	
C. Nash						s23
J. O'Brien			s23		s23	15
P. O'Mahony	6	6	s20	6	6	
T. O'Toole	s18	s18	s18	s18	s18	3
A. Porter	1	1*	1	1	1	
C. Prendergast						s20
G. Ringrose	13	13*		13		
J. Ryan	5*	5	5*	5	5	
J. Sexton	10	10		10	10	
D. Sheehan	2		s16	2	2**	
T. Stewart						s16
J. Stockdale						11
K. Treadwell					s19	
J. van der Flier	7*	7	7	7	7	

KEY: Number denotes position, s: substitute, u: unused replacement, *: try scored

APPEARANCE CHART - ENGLAND

2023 INTERNATIONALS

	04/02/23	12/02/23	25/02/23	11/03/23	18/03/23	05/08/23	12/08/23
	Scotland	Italy	Wales	France	Ireland	Wales	Wales
H. Arundell		s23*	s23	s23	11		14
J. Blamire						2	
D. Care						9	
O. Chessum	5	5*	5	5			
J. Cokanasiga						11	
D. Cole	s18	s18	s18	s18	s18		s18
B. Curry	7		s20	s20	s20		
E. Daly							11
T. Dan						s16	u16
A. Dombrandt	8	8	8	8	8	8	
B. Earl	s20	s20					7
O. Farrell	12	10	10	s22	10		10
G. Ford						s22	s22
E. Genge	1*	1	1	1	1	1	s17
J. George	2	2*	2	2	2*		2
O. Hassell-Collins	11	11					
J. Hill						s19	u19
N. Isiekwe	s19	s19			s19		
M. Itoje	4	4	4	4	4		4*
C. Lawes			s19				6
O. Lawrence	s22	12	12*	12			12
L. Ludlam	6	6	6	6	6	6	
M. Malins	14**	14	14	14		14	s23
J. Marchant	13				s23	13	13
J. Marler							1
G. Martin						5	5
A. Mitchell		s21	s21	s21	s21		
T. Pearson						7	
G. Porter						12	
D. Ribbans				s19	5	4	
B. Rodd						s17	
K. Sinckler	3	3	3*	3	3	s18	
H. Slade		13	13	13	13	s23	
M. Smith	10	s22	s22	10	u22	10	
F. Steward	15	15	15	15*	15	15	15
W. Stuart						3	3
M. Tuilagi					12		
J. van Poortvliet	9	9	9	9	9	s21	9
B. Vunipola							8
M. Vunipola	s17	s17	s17	s17	s17		
J. Walker	u16	s16	s16	s16	u16		
A. Watson	s23		11*	11	14		
J. Willis		7*	7	7	7		s20
T. Willis						s20	
B. Youngs	s21						s21

KEY: Number denotes position, s: substitute, u: unused replacement, *: try scored

PLAYER DATA - IRELAND

2023 INTERNATIONALS

	Games	Starts	Minutes Played	Points	Tries	Ball Carries	Carry Metres	Line Breaks	Defenders Beaten	Passes	Offloads	Turnover Con	Successful Tackles	Missed Tackles	Dominant Tackles	Penalties Conceded	Kicks	Kicking Metres	Lineout Takes	Lineout Steals
B. Aki	5	3	268	5	1	45	274	1	9	14	1	4	30	5	1	2	0	0	0	0
R. Baird	4	2	237	0	0	28	143	0	3	10	2	5	24	4	3	3	0	0	12	2
F. Bealham	3	3	158	0	0	12	28	0	2	11	0	0	29	1	3	1	0	0	0	0
T. Beirne	3	2	123	0	0	19	70	1	1	9	0	1	24	5	3	1	0	0	2	0
C. Blade	1	0	35	0	0	2	8	0	0	38	0	0	4	0	0	0	0	0	0	0
R. Byrne	5	1	139	16	0	5	34	0	2	50	0	1	12	5	0	0	15	551	0	0
C. Casey	4	2	150	0	0	16	50	0	1	187	2	0	5	3	0	1	13	335	1	0
J. Conan	6	2	227	5	1	46	244	0	3	15	4	3	29	1	0	1	0	0	4	0
J. Crowley	2	1	82	6	0	12	67	0	1	34	0	3	9	1	0	0	4	135	0	0
C. Doris	6	6	411	15	3	66	323	1	9	31	4	3	61	7	3	5	0	0	7	0
K. Earls	1	1	80	0	0	8	69	0	3	8	2	1	3	1	0	1	2	69	0	0
C. Frawley	1	0	40	2	0	3	25	0	1	16	1	0	5	0	0	0	2	92	0	0
T. Furlong	3	2	152	0	0	15	67	0	0	12	0	0	27	3	0	1	0	0	0	0
J. Gibson-Park	2	1	100	0	0	8	94	2	2	119	0	3	7	0	1	0	14	378	0	0
M. Hansen	5	5	400	15	3	50	331	7	14	40	6	6	22	10	2	1	8	214	0	0
C. Healy	3	0	64	5	1	6	19	0	0	3	0	2	7	1	0	1	0	0	0	0
I. Henderson	5	3	193	0	0	26	113	0	6	15	1	1	22	2	0	2	0	0	18	0
R. Henshaw	3	2	155	5	1	12	71	2	2	10	0	0	21	3	2	1	0	0	0	0
R. Herring	4	2	94	5	1	10	41	0	0	5	0	0	17	2	0	0	0	0	0	0
H. Keenan	5	5	360	10	2	54	564	4	11	23	2	4	17	4	2	1	17	638	0	0
R. Kelleher	3	1	141	0	0	18	84	0	0	8	3	0	22	3	2	2	0	0	0	0
D. Kilcoyne	4	1	85	5	1	12	50	0	2	0	0	0	9	0	1	4	0	0	0	0
J. Lowe	5	5	400	15	3	42	535	10	9	33	3	9	24	10	5	1	32	1,135	0	0
J. McCarthy	1	1	80	0	0	11	52	0	2	0	0	0	8	0	1	1	0	0	1	0
S. McCloskey	4	4	278	5	1	46	281	0	6	15	2	2	37	3	0	2	2	42	0	0
C. Murray	5	3	195	0	0	15	36	1	3	193	1	2	19	7	1	2	25	673	0	0
C. Nash	1	0	19	0	0	2	8	1	0	0	0	0	1	0	0	0	0	0	0	0
J. O'Brien	3	1	89	0	0	9	59	0	1	11	1	1	3	0	1	0	5	186	0	0
P. O'Mahony	5	4	277	0	0	26	101	0	3	13	0	5	34	4	4	1	1	6	14	0
T. O'Toole	6	1	170	0	0	22	106	0	3	5	1	0	28	0	0	0	0	0	0	0
A. Porter	5	5	363	5	1	28	88	0	1	15	0	1	38	9	0	13	0	0	0	0
C. Prendergast	1	0	45	0	0	7	38	0	1	3	1	0	9	1	0	1	0	0	0	0
G. Ringrose	3	3	232	5	1	24	169	2	8	12	0	0	22	15	1	0	6	242	0	0
J. Ryan	5	5	400	10	2	45	235	0	1	16	0	4	66	2	6	4	0	0	13	5
J. Sexton	4	4	259	35	0	27	205	2	7	94	0	3	24	5	1	1	21	594	0	0
D. Sheehan	4	3	185	10	2	22	144	5	11	8	1	1	22	7	4	0	2	48	0	1
T. Stewart	1	0	28	0	0	4	17	0	0	3	0	1	5	0	1	0	0	0	0	0
J. Stockdale	1	1	80	0	0	18	190	2	2	2	0	2	2	1	0	0	2	57	0	0
K. Treadwell	1	0	7	0	0	0	0	0	0	0	0	0	3	0	0	0	0	0	0	0
J. van der Flier	5	5	400	5	1	37	202	2	8	31	2	2	67	5	4	3	0	0	0	0

PLAYER DATA - ENGLAND

2023 INTERNATIONALS

	Games	Starts	Minutes Played	Points	Tries	Ball Carries	Carry Metres	Line Breaks	Defenders Beaten	Passes	Offloads	Turnover Con	Successful Tackles	Missed Tackles	Dominant Tackles	Penalties Conceded	Kicks	Kicking Metres	Lineout Takes	Lineout Steals
H. Arundell	5	2	157	5	1	9	93	0	2	0	0	3	10	3	1	2	2	106	0	0
J. Blamire	1	1	54	0	0	4	12	0	0	5	1	1	7	1	2	1	0	0	0	0
D. Care	1	1	50	0	0	1	3	0	0	63	0	1	4	2	0	1	10	227	0	0
O. Chessum	4	4	320	5	1	25	142	0	5	16	0	2	32	5	4	3	0	0	18	0
J. Cokanasiga	1	1	69	0	0	11	66	0	1	4	1	2	7	1	1	0	0	0	0	0
D. Cole	6	0	118	0	0	4	17	0	0	2	0	0	10	3	0	0	0	0	1	0
B. Curry	4	1	136	0	0	16	90	0	1	8	1	2	27	6	5	2	0	0	0	0
E. Daly	1	1	80	0	0	7	60	2	4	6	1	1	6	2	1	0	3	140	0	0
T. Dan	2	0	26	0	0	3	16	0	0	0	0	1	2	3	0	0	0	0	0	0
A. Dombrandt	6	6	384	0	0	53	295	2	6	26	1	8	51	10	1	1	0	0	1	0
B. Earl	3	1	131	0	0	23	132	0	1	5	0	0	17	2	1	3	2	42	0	0
O. Farrell	6	5	417	37	0	35	227	1	4	113	4	5	52	15	1	2	53	1,600	0	0
G. Ford	2	0	44	5	0	1	3	0	1	7	0	0	2	0	0	0	5	158	0	0
E. Genge	7	6	381	5	1	63	278	0	11	29	3	5	43	13	2	7	0	0	0	0
J. George	6	6	473	10	2	34	128	0	1	16	0	1	67	11	2	2	0	0	0	2
O. Hassell-Collins	2	2	118	0	0	10	108	0	1	0	0	0	6	2	0	1	2	111	0	0
J. Hill	2	0	35	0	0	1	6	0	0	0	0	0	8	1	1	0	0	0	2	0
N. Isiekwe	3	0	44	0	0	2	3	0	0	2	0	1	6	0	1	0	0	0	3	0
M. Itoje	6	6	480	5	1	39	132	0	1	18	0	3	73	12	7	8	1	14	20	0
C. Lawes	2	1	91	0	0	11	33	0	1	3	0	0	6	1	0	0	0	0	4	2
O. Lawrence	5	4	296	5	1	39	286	3	15	10	0	5	23	7	2	2	2	78	0	0
L. Ludlam	6	6	480	0	0	53	274	2	4	17	1	5	77	6	8	5	0	0	17	0
M. Malins	6	5	387	10	2	34	290	3	9	15	2	11	37	9	4	2	10	280	0	0
J. Marchant	4	3	257	0	0	17	148	3	7	12	2	2	21	4	1	0	1	43	0	0
J. Marler	1	1	54	0	0	3	7	0	0	0	0	0	1	1	0	0	0	0	0	0
G. Martin	2	2	160	0	0	19	73	0	0	5	0	1	26	2	3	0	0	0	5	0
A. Mitchell	4	0	72	0	0	10	14	0	0	83	1	2	6	1	0	0	8	177	0	0
T. Pearson	1	1	80	0	0	8	49	0	0	1	0	0	15	2	0	1	0	0	0	0
G. Porter	1	1	80	0	0	4	26	0	0	3	0	1	7	0	1	0	0	0	0	0
D. Ribbans	3	2	120	0	0	11	51	0	2	3	0	2	20	4	3	1	0	0	3	0
B. Rodd	1	0	11	0	0	3	16	0	0	0	0	0	1	0	0	0	0	0	0	0
K. Sinckler	6	5	332	5	1	36	144	0	0	18	1	1	57	9	4	7	0	0	1	0
H. Slade	5	4	289	0	0	25	113	3	1	29	1	1	16	8	0	0	5	144	0	0
M. Smith	6	3	228	14	0	33	270	1	13	61	2	9	29	4	0	0	20	537	1	0
F. Steward	7	7	510	5	1	79	635	0	17	13	1	10	20	9	3	5	24	1,039	3	0
W. Stuart	2	2	110	0	0	6	21	0	1	5	0	0	10	1	0	4	0	0	0	0
M. Tuilagi	1	1	80	0	0	9	47	0	1	4	0	1	9	2	1	0	0	0	0	0
J. van Poortvliet	7	6	368	0	0	23	78	2	5	317	5	11	26	7	2	1	59	1,583	0	0
B. Vunipola	1	1	61	0	0	9	38	0	0	3	0	0	3	0	0	0	1	7	0	0
M. Vunipola	5	0	103	0	0	16	81	0	0	5	0	0	13	1	0	2	0	0	0	0
J. Walker	5	0	27	0	0	6	30	0	1	1	0	0	6	0	0	0	0	0	0	0
A. Watson	4	3	256	5	1	25	182	3	13	10	1	2	14	2	3	0	4	152	0	0
J. Willis	5	4	248	5	1	22	94	1	0	5	0	2	63	6	5	2	0	0	0	0
T. Willis	1	0	26	0	0	5	18	0	2	1	0	2	4	0	0	0	0	0	0	0
B. Youngs	2	0	70	0	0	4	26	0	0	76	0	0	4	2	0	0	9	278	0	0

PLAYER RANKINGS

2023 INTERNATIONALS

PLAYER RANKINGS - POINTS

2023 INTERNATIONALS

POINTS

		Games	Points	Minutes	Pens	Conv	Drop Goals	Tries	
1	T. Ramos	France	6	99	461	13	21	1	3
2	L. Matkava	Georgia	6	55	220	1	21	0	2
3	T. Allan	Italy	7	49	488	10	7	0	1
3	F. Russell	Scotland	6	49	480	6	13	0	1
3	E. Stella	Germany	5	49	378	10	7	0	1
6	A. Tabutsadze	Georgia	6	45	450	0	0	0	9
7	O. Farrell	England	6	37	417	9	5	0	0
8	R. Mo'unga	New Zealand	4	36	210	5	8	0	1
9	J. Sexton	Ireland	4	35	259	5	10	0	0
9	M. Libbok	South Africa	4	35	257	6	6	0	1

GOAL KICKING (MADE)

		Games	Minutes	Goals	Misses	Pens	Pens Missed	Conv	Conv Missed	Goal Kicking ..	
1	T. Ramos	France	6	461	34	5	13	2	21	3	87.2%
2	L. Matkava	Georgia	6	220	22	5	1	0	21	5	81.5%
3	F. Russell	Scotland	6	480	19	7	6	0	13	7	73.1%
4	T. Allan	Italy	7	488	17	4	10	2	7	2	81.0%
4	E. Stella	Germany	5	378	17	7	10	3	7	4	70.8%
6	J. Sexton	Ireland	4	259	15	2	5	0	10	2	88.2%
7	O. Farrell	England	6	417	14	8	9	2	5	6	63.6%
8	R. Mo'unga	New Zealand	4	210	13	3	5	0	8	3	81.3%
9	M. Libbok	South Africa	4	257	12	8	6	4	6	4	60.0%
9	W. Piotrowicz	Poland	5	331	12	5	7	3	5	2	70.6%

GOAL KICKING (%)*

		Games	Kicks	Made	Available Points	Points Scored	Expected Points	Pts Gained	Goal Kicking %	
1	Paolo Garbisi	Italy	2	5	5	13	13	9.9	3.1	100.0%
1	Marcus Smith	England	2	5	5	14	14	12.3	1.7	100.0%
1	Leigh Halfpenny	Wales	3	7	7	17	17	15.0	2.1	100.0%
1	Quade Cooper	Australia	2	6	6	14	14	8.6	5.4	100.0%
5	Johnny Sexton	Ireland	4	17	15	39	35	31.7	3.3	88.2%
6	Dan Biggar	Wales	4	8	7	18	15	15.5	-0.5	87.5%
7	Thomas Ramos	France	6	39	34	93	81	73.6	7.4	87.2%
8	D'Angelo Leuila	Samoa	1	7	6	17	14	12.9	1.1	85.7%
9	Emiliano Boffelli	Argentina	3	12	10	29	24	21.8	2.2	83.3%
10	Luka Matkava	Georgia	6	27	22	55	45	47.1	-2.1	81.5%

*Minimum 5 Kicks at Goal



IRELAND



ENGLAND

PLAYER RANKINGS - TRIES

2023 INTERNATIONALS

TRIES

		Games	Minutes Played	Tries	Tries / 80	
1	A. Tabutsadze	Georgia	6	450	9	1.6
2	D. Penaud	France	6	480	6	1.0
3	D. van der Merwe	Scotland	7	543	4	0.6
3	H. Jones	Scotland	7	556	4	0.6
3	B. Kinghorn	Scotland	8	355	4	0.9
3	K. Steyn	Scotland	7	549	4	0.6
3	G. Chkoidze	Georgia	5	213	4	1.5
8	C. Ollivon	France	6	436	3	0.6
8	T. Ramos	France	6	461	3	0.5
8	J. Lowe	Ireland	5	400	3	0.6
8	M. Sharikadze	Georgia	4	279	3	0.9
8	K. Arendse	South Africa	3	133	3	1.8
8	G. Tsutskiridze	Georgia	6	378	3	0.6
8	D. Graham	Scotland	2	152	3	1.6

TRY ASSISTS

		Games	Minutes Played	Try Assists	Try Assists / 80	
1	A. Dupont	France	6	452	6	1.1
2	F. Russell	Scotland	6	480	5	0.8
3	D. McKenzie	New Zealand	2	129	4	2.5
3	O. Paine	Germany	5	315	4	1.0
3	R. Ntamack	France	6	422	4	0.8
6	T. Ramos	France	6	461	3	0.5
6	S. Kerevi	Australia	4	264	3	0.9
6	R. Webb	Wales	4	148	3	1.6
6	T. Allan	Italy	7	488	3	0.5
6	S. Tuipulotu	Scotland	7	517	3	0.5
6	G. Aprasidze	Georgia	5	161	3	1.5
6	T. Abzhandadze	Georgia	4	260	3	0.9
6	A. Tabutsadze	Georgia	6	450	3	0.5
6	D. Toala	Samoa	2	119	3	2.0

TRY INVOLVEMENTS

		Games	Minutes Played	Try Involvements	% of Team Total	
1	A. Tabutsadze	Georgia	6	450	12	18.5%
2	D. Penaud	France	6	480	7	14.3%
3	T. Ramos	France	6	461	6	12.2%
3	D. van der Merwe	Scotland	7	543	6	12.2%
3	F. Russell	Scotland	6	480	6	12.2%
3	A. Dupont	France	6	452	6	12.2%
3	O. Paine	Germany	5	315	6	31.6%
3	R. Ntamack	France	6	422	6	12.2%
9	J. Lowe	Ireland	5	400	5	13.5%
9	H. Jones	Scotland	7	556	5	10.2%
9	B. Kinghorn	Scotland	8	355	5	10.2%
9	K. Steyn	Scotland	7	549	5	10.2%
9	D. Ninashvili	Georgia	4	309	5	9.4%
9	L. Matkava	Georgia	6	220	5	7.7%

 IRELAND

 ENGLAND

PLAYER RANKINGS - CARRIES

2023 INTERNATIONALS

CARRIES

			Games	Total
1	F. Steward	England	7	79
2	F. Russell	Scotland	6	75
3	P. Schoeman	Scotland	7	71
4	D. van der Merwe	Scotland	7	68
4	S. Negri	Italy	6	68
6	C. Doris	Ireland	6	66
7	J. Brex	Italy	6	63
7	E. Genge	England	7	63
9	T. Allan	Italy	7	61
10	T. Faletau	Wales	5	60
10	A. Dupont	France	6	60
10	S. Tuipulotu	Scotland	7	60

			Minutes	Per 80*
1	T. Faletau	Wales	331	14.5
2	W. Jordan	New Zealand	240	14.0
3	S. Negri	Italy	391	13.9
4	P. Schoeman	Scotland	418	13.6
5	G. Alldritt	France	351	13.4
6	B. Aki	Ireland	268	13.4
7	S. McCloskey	Ireland	278	13.2
8	E. Genge	England	381	13.2
9	C. Doris	Ireland	411	12.8
10	A. Savea	New Zealand	320	12.8

METRES

			Games	Total
1	D. van der Merwe	Scotland	7	717
2	B. Kinghorn	Scotland	8	650
3	F. Steward	England	7	635
4	H. Jones	Scotland	7	586
5	T. Ramos	France	6	568
6	H. Keenan	Ireland	5	564
7	J. Lowe	Ireland	5	535
8	A. Tabutsadze	Georgia	6	528
9	F. Russell	Scotland	6	496
10	D. Penaud	France	6	435

			Minutes	Per 80*
1	B. Kinghorn	Scotland	355	146.5
2	H. Keenan	Ireland	360	125.3
3	W. Jordan	New Zealand	240	116.2
4	J. Lowe	Ireland	400	107.1
5	D. van der Merwe	Scotland	543	105.6
6	A. Capuozzo	Italy	240	100.6
7	F. Steward	England	510	99.7
8	T. Ramos	France	461	98.6
9	L. Rees-Zammit	Wales	264	97.7
10	A. Tabutsadze	Georgia	450	93.8

DEFENDERS BEATEN

			Games	Total
1	D. van der Merwe	Scotland	7	50
2	D. Penaud	France	6	30
3	D. Niniashvili	Georgia	4	23
4	H. Jones	Scotland	7	22
4	E. Dumortier	France	6	22
6	A. Tabutsadze	Georgia	6	21
7	B. Kinghorn	Scotland	8	20
7	A. Capuozzo	Italy	3	20
9	G. Fickou	France	6	19
10	K. Steyn	Scotland	7	17
10	F. Steward	England	7	17
10	L. Wolf	Germany	5	17
10	P. Zeszutek	Poland	5	17

			Minutes	Per 80*
1	D. van der Merwe	Scotland	543	7.4
2	A. Capuozzo	Italy	240	6.7
3	D. Niniashvili	Georgia	309	6.0
4	D. Penaud	France	480	5.0
5	B. Kinghorn	Scotland	355	4.5
6	A. Watson	England	256	4.1
7	O. Lawrence	England	296	4.1
8	V. Lobzhanidze	Georgia	278	4.0
9	W. Jordan	New Zealand	240	4.0
10	E. Dumortier	France	441	4.0

*Minimum 240 minutes played



PLAYER RANKINGS - PASSING

2023 INTERNATIONALS

PASSES

			Games	Total
1	J. van Poortvliet	England	7	317
2	A. Dupont	France	6	315
3	B. White	Scotland	6	309
4	T. Williams	Wales	7	296
5	S. Varney	Italy	5	283
6	A. Smith	New Zealand	4	262
7	G. Bertranou	Argentina	4	259
8	O. Paine	Germany	5	236
9	F. Russell	Scotland	6	217
10	V. Lobzhanidze	Georgia	6	210

			Minutes	Per 80*
1	G. Bertranou	Argentina	248	83.5
2	S. Varney	Italy	300	75.5
3	B. White	Scotland	333	74.2
4	T. Williams	Wales	338	70.1
5	J. van Poortvliet	England	368	68.9
6	V. Lobzhanidze	Georgia	278	60.4
7	O. Paine	Germany	315	59.9
8	A. Dupont	France	452	55.8
9	F. Russell	Scotland	480	36.2
10	P. Garbisi	Italy	312	32.1

PASSING ACCURACY**

			Total	%
1	A. Smith	New Zealand	262	97.7%
2	T. Williams	Wales	296	97.6%
3	O. Paine	Germany	236	97.5%
4	G. Bertranou	Argentina	259	96.9%
5	J. van Poortvliet	England	317	96.8%
6	S. Varney	Italy	283	96.8%
7	A. Dupont	France	315	96.5%
8	B. White	Scotland	309	96.4%
9	V. Lobzhanidze	Georgia	210	95.7%
10	F. Russell	Scotland	217	91.7%

BREAK ASSIST PASSES

			Games	Total
1	F. Russell	Scotland	6	7
1	M. Hansen	Ireland	5	7
3	J. Brex	Italy	6	6
3	P. Garbisi	Italy	4	6
5	O. Farrell	England	6	4
5	T. Allan	Italy	7	4
5	B. Kinghorn	Scotland	8	4
5	L. Matkava	Georgia	6	4
9	C. Ollivon	France	6	3
9	B. Aki	Ireland	5	3
9	D. McKenzie	New Zealand	2	3
9	A. Dupont	France	6	3
9	M. Sharikadze	Georgia	4	3
9	J. Barrett	New Zealand	3	3
9	R. Parkinson	Germany	3	3
9	R. Ntamack	France	6	3
9	S. Carreras	Argentina	4	3
9	M. Nawaqanitawase	Australia	3	3
9	S. Ravutaumada	Fiji	3	3

OFFLOADS

			Games	Total
1	F. Russell	Scotland	6	16
2	P. Bruno	Italy	6	10
3	N. Tompkins	Wales	3	9
4	T. Faletau	Wales	5	8
5	L. Williams	Wales	4	7
5	A. Dupont	France	6	7
5	M. Nawaqanitawase	Australia	3	7
8	H. Jones	Scotland	7	6
8	B. Kinghorn	Scotland	8	6
8	M. Hansen	Ireland	5	6
8	W. Jordan	New Zealand	3	6
8	D. Niniashvili	Georgia	4	6

			Minutes	Per 80*
1	F. Russell	Scotland	480	2.7
2	M. Nawaqanitawase	Australia	240	2.3
3	P. Bruno	Italy	379	2.1
4	W. Jordan	New Zealand	240	2.0
5	L. Williams	Wales	281	2.0
6	T. Faletau	Wales	331	1.9
7	S. Ravutaumada	Fiji	240	1.7
8	D. Niniashvili	Georgia	309	1.6
9	B. Kinghorn	Scotland	355	1.4
10	A. Capuozzo	Italy	240	1.3

*Minimum 240 minutes played **Minimum 200 Passes



PLAYER RANKINGS - KICKS

2023 INTERNATIONALS

KICKS IN PLAY

			Games	Total
1	F. Russell	Scotland	6	85
2	A. Dupont	France	6	62
3	J. van Poortvliet	England	7	59
4	O. Farrell	England	6	53
5	T. Ramos	France	6	46
6	T. Williams	Wales	7	43
7	J. Gott	Belgium	4	40
8	V. Lobzhanidze	Georgia	6	39
8	R. Ntamack	France	6	39
10	T. Allan	Italy	7	35
10	B. White	Scotland	6	35

			Minutes	Per 80*
1	F. Russell	Scotland	480	14.2
2	J. van Poortvliet	England	368	12.8
3	V. Lobzhanidze	Georgia	278	11.2
4	A. Dupont	France	452	11.0
5	T. Williams	Wales	338	10.2
6	O. Farrell	England	417	10.2
7	J. Gott	Belgium	320	10.0
8	D. Biggar	Wales	282	9.4
9	B. White	Scotland	333	8.4
10	T. Ramos	France	461	8.0

KICKING METRES

			Games	Total
1	F. Russell	Scotland	6	2,699
2	A. Dupont	France	6	1,948
3	O. Farrell	England	6	1,600
4	J. van Poortvliet	England	7	1,583
5	T. Ramos	France	6	1,528
6	R. Ntamack	France	6	1,526
7	J. Gott	Belgium	4	1,419
8	V. Lobzhanidze	Georgia	6	1,199
9	J. Lowe	Ireland	5	1,135
10	T. Williams	Wales	7	1,130

			Minutes	Per 80*
1	F. Russell	Scotland	480	449.8
2	J. Gott	Belgium	320	354.7
3	V. Lobzhanidze	Georgia	278	345.0
4	A. Dupont	France	452	344.8
5	J. van Poortvliet	England	368	344.2
6	O. Farrell	England	417	306.9
7	R. Ntamack	France	422	289.3
8	T. Williams	Wales	338	267.3
9	B. White	Scotland	333	266.8
10	T. Ramos	France	461	265.1

METRES / KICKS IN PLAY**

			Games	Avg*
1	Blair Kinghorn	Scotland	8	47.2
2	Freddie Steward	England	7	43.3
3	Romain Ntamack	France	6	39.1
4	Samu Kerevi	Australia	4	38.5
5	Hugo Keenan	Ireland	5	37.5
6	Jordan Gott	Belgium	4	35.5
7	James Lowe	Ireland	5	35.5
8	Davit Niniashvili	Georgia	4	35.4
9	Duncan Paia'aua	Samoa	3	34.3
10	Santiago Carreras	Argentina	4	33.7

*Minimum 240 minutes played **Minimum 2 Kicks / 80min



IRELAND



ENGLAND

PLAYER RANKINGS - LINEOUTS

2023 INTERNATIONALS

LINEOUTS WON (INC. STEALS)

		Games	Total	
1	F. Ruzza	Italy	7	51
2	R. Gray	Scotland	6	25
3	B. Saghinadze	Georgia	5	24
4	M. Kruzycki	Poland	5	23
5	M. Itoje	England	6	20
5	A. Beard	Wales	6	20
7	N. Cheishvili	Georgia	5	19
7	J. Gonzalez	Argentina	4	19
9	I. Henderson	Ireland	5	18
9	J. Ryan	Ireland	5	18
9	T. Flament	France	6	18
9	O. Chessum	England	4	18
9	O. Stein	Germany	5	18

		Minutes	Per 80*	
1	F. Ruzza	Italy	560	7.3
2	M. Kruzycki	Poland	332	5.5
3	R. Gray	Scotland	380	5.3
4	J. Gonzalez	Argentina	301	5.0
5	N. Frost	Australia	240	5.0
6	B. Saghinadze	Georgia	390	4.9
7	O. Chessum	England	320	4.5
8	J. Tipuric	Wales	294	4.4
9	N. Cheishvili	Georgia	362	4.2
10	P. O'Mahony	Ireland	277	4.0

LINEOUT STEALS

		Games	Total	
1	J. Ryan	Ireland	5	5
1	B. Saghinadze	Georgia	5	5
3	R. Meli Derenalagi	Fiji	2	4
4	R. Gray	Scotland	6	3
4	S. Ferreira	Germany	4	3
4	F. Ruzza	Italy	7	3
4	N. Frost	Australia	3	3
4	T. Vaa'i	New Zealand	3	3
4	M. Kruzycki	Poland	5	3
10	J. George	England	6	2
10	C. Lawes	England	2	2
10	J. Tipuric	Wales	4	2
10	G. Gilchrist	Scotland	5	2
10	G. Turner	Scotland	7	2
10	J. Moore	Japan	3	2

		Minutes	Per 80*	
1	B. Saghinadze	Georgia	390	1.0
2	J. Ryan	Ireland	400	1.0
2	N. Frost	Australia	240	1.0
4	S. Ferreira	Germany	309	0.8
5	M. Kruzycki	Poland	332	0.7
6	J. Cornelsen	Japan	240	0.7
7	R. Gray	Scotland	380	0.6
8	G. Gilchrist	Scotland	263	0.6
9	J. Tipuric	Wales	294	0.5
10	J. Gonzalez	Argentina	301	0.5

LINEOUT THROWS WON

		Games	Total	
1	J. George	England	6	64
2	G. Turner	Scotland	7	63
3	G. Nicotera	Italy	6	58
4	K. Owens	Wales	5	48
5	J. Montoya	Argentina	4	44
6	J. Marchand	France	6	43
7	G. Buczek	Poland	4	41
8	S. Mamukashvili	Georgia	5	37
9	G. Chkoidze	Georgia	5	34
10	D. Sheehan	Ireland	4	33

LINEOUT SUCCESS RATE**

		Games	Total*	
1	J. Montoya	Argentina	4	93.6%
2	J. George	England	6	92.8%
3	G. Turner	Scotland	7	91.3%
4	G. Nicotera	Italy	6	89.2%
5	J. Marchand	France	6	87.8%
6	K. Owens	Wales	5	87.3%
7	G. Buczek	Poland	4	78.8%
8	A. Cuffolo	Belgium	5	72.7%

*Minimum 240 minutes played **Minimum 2 lineout throws / 80



PLAYER RANKINGS - TACKLES & TURNOVERS

2023 INTERNATIONALS

SUCCESSFUL TACKLES

			Games	Total
1	M. Fagerson	Scotland	7	105
2	T. Flament	France	6	87
3	C. Ollivon	France	6	85
4	L. Cannone	Italy	7	80
5	G. Nicotera	Italy	6	79
6	L. Ludlam	England	6	77
7	M. Itoje	England	6	73
8	G. Fickou	France	6	72
9	F. Ruzza	Italy	7	71
10	D. Fischetti	Italy	7	69

DOMINANT TACKLES

			Games	Total
1	D. Fischetti	Italy	7	11
2	B. Saghinadze	Georgia	5	9
3	J. Tipuric	Wales	4	8
3	L. Ludlam	England	6	8
3	J. Morgan	Wales	4	8
6	M. Itoje	England	6	7
6	S. Barrett	New Zealand	3	7
6	L. Cannone	Italy	7	7
9	A. Alaalatoa	Australia	3	6
9	J. Gray	Scotland	5	6

TURNOVERS WON

			Games	Total
1	B. Saghinadze	Georgia	5	7
2	S. Kitshoff	South Africa	3	6
2	J. Ritchie	Scotland	6	6
2	C. Doris	Ireland	6	6
5	S. Ferreira	Germany	4	5
5	J. Ryan	Ireland	5	5
5	R. Meli Derenalagi	Fiji	2	5
5	M. Zuliani	Italy	6	5
5	G. Chkoidze	Georgia	5	5
5	D. Wolf	Germany	5	5
5	O. Stein	Germany	5	5

			Minutes	Per 80*
1	J. Willis	England	248	20.3
2	J. Morgan	Wales	272	19.7
3	M. Fagerson	Scotland	473	17.8
4	G. Nicotera	Italy	361	17.5
5	J. Gray	Scotland	240	17.0
6	R. Valetini	Australia	320	16.8
7	J. Tipuric	Wales	294	15.8
8	C. Ollivon	France	436	15.6
9	D. Jenkins	Wales	278	15.5
10	L. Cannone	Italy	422	15.2

TACKLE SUCCESS RATE**

			Minutes	%*
1	K. Mikautadze	Georgia	324	100.0%
1	J. Dempsey	Scotland	372	100.0%
1	J. Gray	Scotland	240	100.0%
1	S. Barrett	New Zealand	240	100.0%
1	G. Gilchrist	Scotland	263	100.0%
1	J. Cornelsen	Japan	240	100.0%
1	W. Jordan	New Zealand	240	100.0%
8	J. Tipuric	Wales	294	98.3%
9	J. Ryan	Ireland	400	97.1%
10	T. Flament	France	463	96.7%

			Minutes	Per 80*
1	B. Saghinadze	Georgia	390	1.4
2	S. Ferreira	Germany	309	1.3
3	C. Doris	Ireland	411	1.2
4	J. Tipuric	Wales	294	1.1
5	M. Hendrickx	Belgium	300	1.1
6	O. Stein	Germany	394	1.0
7	S. Barrett	New Zealand	240	1.0
7	J. Ritchie	Scotland	480	1.0
7	J. Ryan	Ireland	400	1.0
7	N. Frost	Australia	240	1.0

*Minimum 240 minutes played **Minimum 5 tackles / 80



PLAYER RANKINGS - DISCIPLINE

2023 INTERNATIONALS

PENS CONCEDED

		Games	Total	
1	K. Sinckler	England	6	7
1	J. Berger	Belgium	4	7
1	R. Gray	Scotland	6	7
1	J. Dempsey	Scotland	7	7
1	J. Montoya	Argentina	4	7
1	A. Beard	Wales	6	7
1	E. Genge	England	7	7
1	M. Fagerson	Scotland	7	7
1	S. Falatea	France	6	7
1	L. Cannone	Italy	7	7
1	D. Niniashvili	Georgia	4	7
1	S. Taufui Halaifonua	Poland	4	7

CARDS

		Games	Yellows	
1	L. Williams	Wales	4	2
1	L. Cannone	Italy	7	2
1	S. Abramishvili	Georgia	3	2
1	T. Deceuninck	Belgium	5	2
5	C. Ollivon	France	6	1
5	U. Atonio	France	4	1
5	J. Berger	Belgium	4	1
5	D. Porecki	Australia	4	1
5	D. de Allende	South Africa	2	1
5	R. Webb	Wales	4	1
5	S. Ferreira	Germany	4	1
5	F. Mostert	South Africa	2	1
5	S. Mamukashvili	Georgia	5	1
5	M. Sharikadze	Georgia	4	1
5	G. Turner	Scotland	7	1

		Minutes	Per 80*	
1	A. Porter	Ireland	363	2.9
2	J. Schroder	Germany	250	2.6
3	T. Fidler	Poland	300	2.4
4	Z. Fagerson	Scotland	301	2.4
5	D. Fischetti	Italy	381	2.3
6	S. Rodwell	Germany	313	2.3
7	S. Taufui Halaifonua	Poland	275	2.0
8	J. Renc	Germany	358	2.0
9	J. Montoya	Argentina	287	2.0
10	T. Faletau	Wales	331	1.9

		Games	Reds	
1	O. Farrell	England	6	1
1	P. Labuschagne	Japan	1	1
1	G. Gilchrist	Scotland	5	1
1	M. Leitch	Japan	1	1
1	Z. Fagerson	Scotland	5	1
1	M. Haouas	France	1	1
1	F. Steward	England	7	1
1	T. Deceuninck	Belgium	5	1

*Minimum 240 minutes played



PLAYER COMPARISON
2023 INTERNATIONALS
IRELAND & ENGLAND

PLAYER COMPARISON - POINTS

2023 INTERNATIONALS

POINTS							
IRELAND			ENGLAND				
		Games	Total				
1	J. Sexton	4	35	1	O. Farrell	6	37
2	R. Byrne	5	16	2	M. Smith	6	14
3	J. Lowe	5	15	3	J. George	6	10
3	C. Doris	6	15	3	M. Malins	6	10
3	M. Hansen	5	15	5	G. Ford	2	5
				5	A. Watson	4	5
				5	K. Sinckler	6	5
				5	M. Itoje	6	5
				5	E. Genge	7	5
				5	J. Willis	5	5
				5	O. Lawrence	5	5
				5	F. Steward	7	5
				5	O. Chessum	4	5
				5	H. Arundell	5	5

TRIES							
IRELAND			ENGLAND				
		Games	Total				
1	J. Lowe	5	3	1	J. George	6	2
1	C. Doris	6	3	1	M. Malins	6	2
1	M. Hansen	5	3	3	A. Watson	4	1
4	J. Ryan	5	2	3	K. Sinckler	6	1
4	H. Keenan	5	2	3	M. Itoje	6	1
4	D. Sheehan	4	2	3	E. Genge	7	1
				3	J. Willis	5	1
				3	O. Lawrence	5	1
				3	F. Steward	7	1
				3	O. Chessum	4	1
				3	H. Arundell	5	1

GOAL KICKING*									
IRELAND				ENGLAND					
		Made	Missed	%		Made	Missed	%	
1	C. Frawley	1	0	100.0%	1	M. Smith	5	0	100.0%
2	J. Sexton	15	2	88.2%	2	O. Farrell	14	8	63.6%
3	J. Crowley	3	1	75.0%					
4	R. Byrne	7	3	70.0%					

*Minimum 5 Kicks at Goal

PLAYER COMPARISON - CARRIES

2023 INTERNATIONALS

CARRIES							
IRELAND			ENGLAND				
		Games	Total				
1	C. Doris	6	66	1	F. Steward	7	79
2	H. Keenan	5	54	2	E. Genge	7	63
3	M. Hansen	5	50	3	L. Ludlam	6	53
4	S. McCloskey	4	46	3	A. Dombrandt	6	53
4	J. Conan	6	46	5	M. Itoje	6	39
				5	O. Lawrence	5	39

METRES							
IRELAND			ENGLAND				
		Games	Total				
1	H. Keenan	5	563.8	1	F. Steward	7	635.3
2	J. Lowe	5	535.3	2	A. Dombrandt	6	294.5
3	M. Hansen	5	330.9	3	M. Malins	6	289.9
4	C. Doris	6	323.0	4	O. Lawrence	5	286.4
5	S. McCloskey	4	281.1	5	E. Genge	7	278.4

DEFENDERS BEATEN							
IRELAND			ENGLAND				
		Games	Total				
1	M. Hansen	5	14	1	F. Steward	7	17
2	H. Keenan	5	11	2	O. Lawrence	5	15
2	D. Sheehan	4	11	3	A. Watson	4	13
4	B. Aki	5	9	3	M. Smith	6	13
4	J. Lowe	5	9	5	E. Genge	7	11
4	C. Doris	6	9				

PLAYER COMPARISON - PASSING

2023 INTERNATIONALS

PASSES

IRELAND			ENGLAND		
	Games	Total		Games	Total
1 C. Murray	5	193	1 J. van Poortvliet	7	317
2 C. Casey	4	187	2 O. Farrell	6	113
3 J. Gibson-Park	2	119	3 A. Mitchell	4	83
4 J. Sexton	4	94	4 B. Youngs	2	76
5 R. Byrne	5	50	5 D. Care	1	63

PASSING ACCURACY%**

IRELAND			ENGLAND		
	Games	Total		Games	Total
			1 J. van Poortvliet	7	96.8%

OFFLOADS

IRELAND			ENGLAND		
	Games	Total		Games	Total
1 M. Hansen	5	6	1 J. van Poortvliet	7	5
2 J. Conan	6	4	2 O. Farrell	6	4
2 C. Doris	6	4	3 E. Genge	7	3
4 J. Lowe	5	3	4 J. Marchant	4	2
4 R. Kelleher	3	3	4 M. Malins	6	2
			4 M. Smith	6	2

PLAYER COMPARISON - KICKS

2023 INTERNATIONALS

KICKS IN PLAY

IRELAND			ENGLAND		
	Games	Total		Games	Total
1 J. Lowe	5	32	1 J. van Poortvliet	7	59
2 C. Murray	5	25	2 O. Farrell	6	53
3 J. Sexton	4	21	3 F. Steward	7	24
4 H. Keenan	5	17	4 M. Smith	6	20
5 R. Byrne	5	15	5 D. Care	1	10
			5 M. Malins	6	10

KICKING METRES

IRELAND			ENGLAND		
	Games	Total		Games	Total
1 J. Lowe	5	1,134.6	1 O. Farrell	6	1,599.7
2 C. Murray	5	672.8	2 J. van Poortvliet	7	1,583.4
3 H. Keenan	5	638.2	3 F. Steward	7	1,038.5
4 J. Sexton	4	594.0	4 M. Smith	6	537.2
5 R. Byrne	5	550.7	5 M. Malins	6	280.0

METRES / KICKS IN PLAY**

IRELAND			ENGLAND		
	Games	Avg*		Games	Avg*
1 H. Keenan	5	37.5	1 F. Steward	7	43.3
2 J. Lowe	5	35.5	2 J. Marchant	4	42.9
3 J. Sexton	4	28.3	3 O. Lawrence	5	39.0
			4 A. Watson	4	38.0
			5 O. Farrell	6	30.2

*Minimum 240 minutes played **Minimum 2 Kicks / 80min

PLAYER COMPARISON - LINEOUTS

2023 INTERNATIONALS

LINEOUTS WON (INC. STEALS)

IRELAND			ENGLAND				
	Games	Total		Games	Total		
1	I. Henderson	5	18	1	M. Itoje	6	20
1	J. Ryan	5	18	2	O. Chessum	4	18
3	P. O'Mahony	5	14	3	L. Ludlam	6	17
3	R. Baird	4	14	4	C. Lawes	2	6
5	C. Doris	6	7	5	G. Martin	2	5

LINEOUT STEALS

IRELAND			ENGLAND				
	Games	Total		Games	Total		
1	J. Ryan	5	5	1	J. George	6	2
2	R. Baird	4	2				
3	D. Sheehan	4	1	1	C. Lawes	2	2

LINEOUT THROWS WON

IRELAND			ENGLAND				
	Games	Total		Games	Total		
1	D. Sheehan	4	33	1	J. George	6	64
2	R. Kelleher	3	16	2	J. Blamire	1	6
3	R. Herring	4	13	3	T. Dan	2	4
4	J. van der Flier	5	6	4	A. Watson	4	1
5	T. Stewart	1	3	4	J. Walker	5	1
				4	M. Smith	6	1
				4	J. van Poortvliet	7	1
				4	H. Arundell	5	1

PLAYER COMPARISON - TACKLES

2023 INTERNATIONALS

SUCCESSFUL TACKLES

IRELAND			ENGLAND		
	Games	Total		Games	Total
1 J. van der Flier	5	67	1 L. Ludlam	6	77
2 J. Ryan	5	66	2 M. Itoje	6	73
3 C. Doris	6	61	3 J. George	6	67
4 A. Porter	5	38	4 J. Willis	5	63
5 S. McCloskey	4	37	5 K. Sinckler	6	57

DOMINANT TACKLES

IRELAND			ENGLAND		
	Games	Total		Games	Total
1 J. Ryan	5	6	1 L. Ludlam	6	8
2 J. Lowe	5	5	2 M. Itoje	6	7
3 P. O'Mahony	5	4	3 J. Willis	5	5
3 J. van der Flier	5	4	3 B. Curry	4	5
3 D. Sheehan	4	4	5 K. Sinckler	6	4
			5 M. Malins	6	4
			5 O. Chessum	4	4

TURNOVERS WON

IRELAND			ENGLAND		
	Games	Total		Games	Total
1 C. Doris	6	6	1 M. Itoje	6	4
2 J. Ryan	5	5	2 C. Lawes	2	3
3 J. Lowe	5	4	2 L. Ludlam	6	3
3 M. Hansen	5	4	2 J. Willis	5	3
3 R. Baird	4	4	2 A. Dombrandt	6	3

PLAYER COMPARISON - DISCIPLINE

2023 INTERNATIONALS

PENS CONCEDED

IRELAND		
	Games	Total
1 A. Porter	5	13
2 C. Doris	6	5
3 D. Kilcoyne	4	4
3 J. Ryan	5	4
5 J. van der Flier	5	3
5 R. Baird	4	3

ENGLAND		
	Games	Total
1 M. Itoje	6	8
2 K. Sinckler	6	7
2 E. Genge	7	7
4 L. Ludlam	6	5
4 F. Steward	7	5

YELLOW CARDS

IRELAND		
	Games	Total

ENGLAND		
	Games	Total

1 E. Genge	7	1
1 J. Willis	5	1
1 F. Steward	7	1
1 H. Arundell	5	1

RED CARDS

IRELAND		
	Games	Total

ENGLAND		
	Games	Total

1 O. Farrell	6	1
1 F. Steward	7	1

MATCH OFFICIALS

OFFICIALS - COMPETITION DATA

2023 INTERNATIONALS

COMPETITION TOTAL														
Referee	Games Refereed	Penalty Given	Foul	Lineout	Offside	Maul	Scrum	Ruck	Tackles	Other	Yellow Card	Red Card	Rucks 0-3 %	Scrum Played %
Andrew Brace	1	28	0	0	5	3	2	13	3	2	3	0	67.6%	50.0%
Angus Gardner	1	25	0	0	7	1	5	8	2	2	1	0	64.5%	30.8%
Ben O'Keeffe	1	23	0	0	3	2	4	13	1	0	0	0	69.9%	35.7%
Damon Murphy	1	27	1	0	4	4	4	9	3	2	2	0	68.0%	52.9%
Jaco Peyper	1	20	1	2	1	0	3	7	5	1	1	1	60.6%	42.9%
James Doleman	1	21	0	2	1	3	4	9	1	1	2	0	68.9%	50.0%
Karl Dickson	1	28	1	0	5	0	3	13	3	3	1	0	61.2%	38.5%
Luke Pearce	1	16	0	0	2	1	3	7	1	2	0	0	64.0%	42.9%
Mathieu Raynal	1	15	0	0	0	0	3	10	0	2	0	0	47.4%	52.6%
Matthew Carley	1	25	0	2	4	3	1	9	3	3	1	0	68.6%	75.0%
Mike Adamson	1	20	0	0	3	0	4	7	3	3	0	0	61.0%	38.5%
Nic Berry	1	14	0	0	2	1	3	6	1	1	0	0	56.7%	66.7%
Nika Amashukeli	1	19	0	0	5	2	2	8	1	1	0	2	67.8%	58.3%
Paul Williams	1	19	0	0	2	1	3	12	0	1	0	0	60.2%	33.3%
Wayne Barnes	1	15	0	1	2	0	0	9	2	1	1	0	61.4%	80.0%
Season Total	15	315	3	7	46	21	44	140	29	25	12	3	62.8%	48.1%

COMPETITION AVERAGE														
Referee	Games Refereed	Penalty Given	Foul	Lineout	Offside	Maul	Scrum	Ruck	Tackles	Other	Yellow Card	Red Card	Rucks 0-3 %	Scrum Played %
Andrew Brace	1	28.0	0.0	0.0	5.0	3.0	2.0	13.0	3.0	2.0	3.0	0.0	67.6%	50.0%
Angus Gardner	1	25.0	0.0	0.0	7.0	1.0	5.0	8.0	2.0	2.0	1.0	0.0	64.5%	30.8%
Ben O'Keeffe	1	23.0	0.0	0.0	3.0	2.0	4.0	13.0	1.0	0.0	0.0	0.0	69.9%	35.7%
Damon Murphy	1	27.0	1.0	0.0	4.0	4.0	4.0	9.0	3.0	2.0	2.0	0.0	68.0%	52.9%
Jaco Peyper	1	20.0	1.0	2.0	1.0	0.0	3.0	7.0	5.0	1.0	1.0	1.0	60.6%	42.9%
James Doleman	1	21.0	0.0	2.0	1.0	3.0	4.0	9.0	1.0	1.0	2.0	0.0	68.9%	50.0%
Karl Dickson	1	28.0	1.0	0.0	5.0	0.0	3.0	13.0	3.0	3.0	1.0	0.0	61.2%	38.5%
Luke Pearce	1	16.0	0.0	0.0	2.0	1.0	3.0	7.0	1.0	2.0	0.0	0.0	64.0%	42.9%
Mathieu Raynal	1	15.0	0.0	0.0	0.0	0.0	3.0	10.0	0.0	2.0	0.0	0.0	47.4%	52.6%
Matthew Carley	1	25.0	0.0	2.0	4.0	3.0	1.0	9.0	3.0	3.0	1.0	0.0	68.6%	75.0%
Mike Adamson	1	20.0	0.0	0.0	3.0	0.0	4.0	7.0	3.0	3.0	0.0	0.0	61.0%	38.5%
Nic Berry	1	14.0	0.0	0.0	2.0	1.0	3.0	6.0	1.0	1.0	0.0	0.0	56.7%	66.7%
Nika Amashukeli	1	19.0	0.0	0.0	5.0	2.0	2.0	8.0	1.0	1.0	0.0	2.0	67.8%	58.3%
Paul Williams	1	19.0	0.0	0.0	2.0	1.0	3.0	12.0	0.0	1.0	0.0	0.0	60.2%	33.3%
Wayne Barnes	1	15.0	0.0	1.0	2.0	0.0	0.0	9.0	2.0	1.0	1.0	0.0	61.4%	80.0%
Season Average	15	21.0	0.2	0.5	3.1	1.4	2.9	9.3	1.9	1.7	0.8	0.2	62.8%	48.1%

OFFICIALS - COMPETITION DATA

2023 INTERNATIONALS

COMPETITION TOTAL														
Referee	Games Refereed	Penalties Given	Foul	Lineout	Offside	Maul	Scrum	Ruck	Tackles	Other	Yellow Card	Red Card	% Ruck Speed 0-3	% Scrums Played
Adam Leal	2	58	1	3	8	8	10	17	6	4	5	0	59.4%	37.1%
Andrew Brace	5	125	1	1	14	8	15	65	14	4	8	0	53.7%	60.8%
Angus Gardner	6	131	0	2	20	7	20	66	10	6	1	1	61.3%	60.6%
Ben O'Keefe	5	119	3	5	24	4	14	53	4	11	7	0	64.1%	50.0%
Brendon Pickerill	3	64	0	0	14	1	7	33	6	2	2	0	62.1%	56.4%
Craig Evans	3	86	1	4	8	8	13	27	14	7	5	1	56.9%	42.9%
Damon Murphy	5	135	2	4	26	20	24	38	11	10	10	0	62.6%	48.6%
Frank Murphy	3	67	1	0	9	5	7	35	4	5	1	0	60.3%	57.4%
Graham Cooper	2	48	0	1	8	4	3	24	6	2	3	0	49.8%	50.0%
Jaco Peyper	6	126	0	7	20	11	24	44	14	5	7	1	64.0%	60.2%
James Doleman	4	107	1	1	21	7	14	48	7	5	7	1	62.9%	58.8%
Jordan Way	2	45	0	0	15	3	14	11	2	0	2	0	52.8%	44.4%
Karl Dickson	4	99	1	3	15	4	9	48	6	10	2	0	70.0%	55.0%
Luke Pearce	5	96	0	1	12	13	11	40	10	9	4	1	60.4%	54.7%
Mathieu Raynal	4	89	0	3	13	5	16	39	7	5	6	1	65.2%	47.3%
Matthew Carley	3	66	1	2	9	4	10	32	2	6	1	1	63.3%	50.0%
Mike Adamson	5	123	0	3	20	8	18	50	8	16	4	1	52.5%	59.2%
Nic Berry	5	111	1	1	20	10	7	61	6	4	7	1	56.6%	66.7%
Nika Amashukeli	4	93	0	1	19	4	6	46	10	7	7	1	70.6%	78.6%
Paul Williams	4	98	2	3	6	4	14	54	6	5	6	0	61.2%	46.3%
Romain Poite	2	49	1	1	8	3	11	21	1	3	2	0	55.0%	48.5%
Tual Trainini	2	57	1	0	6	8	5	26	5	6	4	1	60.5%	45.0%
Wayne Barnes	4	87	0	3	15	1	8	43	8	9	3	0	65.6%	60.8%

*Minimum 2 games refereed

MATCH OFFICIAL - PREVIOUS GAMES FOR TEAMS

Paul Williams

PAUL WILLIAMS AS MATCH OFFICIAL FOR WALES

Fixtures	Date	Res.	Penalty Given	Foul	Lineout	Maul	Offside	Ruck	Scrum	Tackles	Other	Open Play	Yellow Card	Red Card	Rucks 0-3 %	Scrum Played %
Wales v South Africa	06/11/21	L	29	0	1	2	2	16	3	1	1	0	2	0	39.7%	33.3%

PAUL WILLIAMS AS MATCH OFFICIAL FOR SOUTH AFRICA

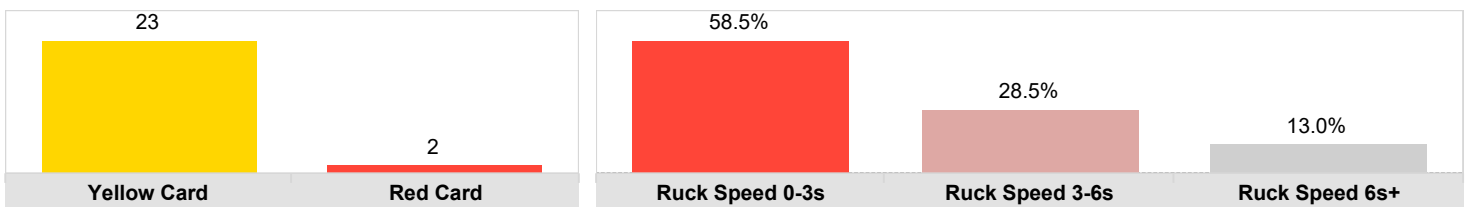
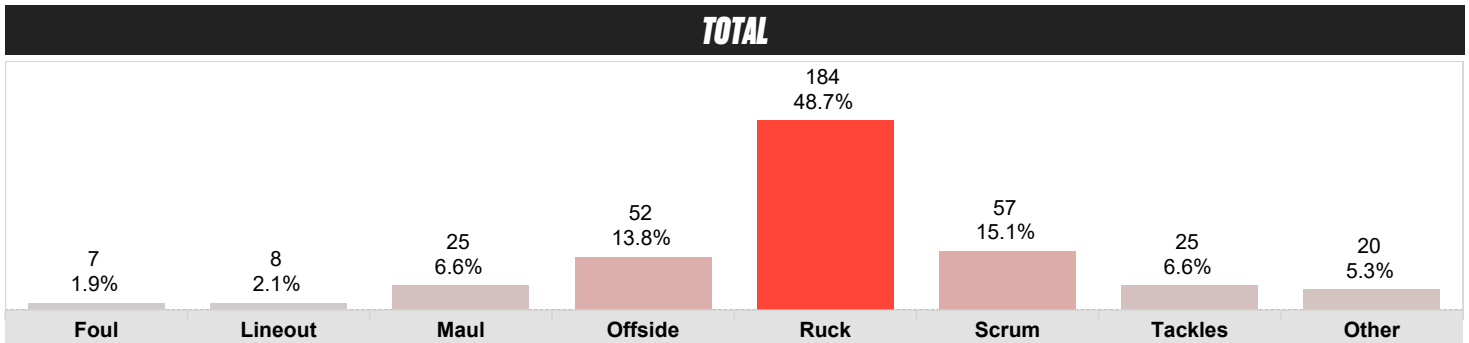
Fixtures	Date	Res.	Penalty Given	Foul	Lineout	Maul	Offside	Ruck	Scrum	Tackles	Other	Open Play	Yellow Card	Red Card	Rucks 0-3 %	Scrum Played %
South Africa v Australia	20/07/19	W	15	1	0	1	3	1	4	3	2	0	2	0	68.8%	45.5%

Wales v South Africa	06/11/21	W	29	0	1	2	2	16	3	1	1	0	2	0	39.7%	33.3%
----------------------	----------	---	----	---	---	---	---	----	---	---	---	---	---	---	-------	-------

Australia v South Africa	27/08/22	L	25	1	2	1	2	9	5	3	2	0	3	0	72.8%	47.1%
--------------------------	----------	---	----	---	---	---	---	---	---	---	---	---	---	---	-------	-------

MATCH OFFICIAL - OVERVIEW - LAST 5 YEARS

Paul Williams



Fixtures	Date	Penalty Given	Foul	Lineout	Maul	Offside	Ruck	Scrum	Tackles	Other	Open Play	Yellow Card	Red Card	Rucks 0-3 %	Scrums Played %
Scotland v France	08/03/20	18	3	0	2	1	1	2	9	0	0	1	1	53%	50%
New Zealand v Australia	11/10/20	21	0	0	2	1	16	1	1	0	0	0	0	55%	57%
Argentina v Australia	21/11/20	23	2	1	1	4	9	2	2	2	0	1	0	54%	60%
New Zealand v Fiji	10/07/21	30	0	1	2	2	22	2	1	0	0	2	0	56%	71%
Tonga v Samoa	17/07/21	21	0	0	1	5	13	1	0	1	0	1	0	65%	80%
New Zealand v Australia	07/08/21	27	0	1	1	5	11	6	1	1	0	0	0	48%	46%
Japan v Australia	23/10/21	23	0	0	0	0	16	4	1	1	0	1	0	68%	38%
Wales v South Africa	06/11/21	29	0	1	2	2	16	3	1	1	0	2	0	40%	33%
Australia v England	16/07/22	21	1	0	1	2	13	2	1	1	0	0	0	67%	60%
Australia v South Africa	27/08/22	25	1	2	1	2	9	5	3	2	0	3	0	73%	47%
Georgia v Uruguay	06/11/22	28	0	1	1	3	10	7	1	5	0	2	0	66%	35%
Spain v Namibia	12/11/22	25	0	0	5	4	10	3	1	2	0	3	1	59%	67%
USA v Portugal	18/11/22	21	0	0	1	3	6	7	2	2	0	3	0	48%	20%
England v Scotland	04/02/23	19	0	0	1	2	12	3	0	1	0	0	0	60%	33%
Fiji v Tonga	22/07/23	29	0	1	2	10	13	3	0	0	0	1	0	63%	46%
Portugal v USA	12/08/23	23	0	0	2	6	7	6	1	1	0	3	0	63%	44%
Referee Average		23.9	0.4	0.5	1.6	3.3	11.5	3.6	1.6	1.3	0.0	1.4	0.1	58%	49%
All Competitions Average		23.0	0.2	0.6	1.7	3.3	9.7	3.6	2.2	1.5	0.0	1.2	0.2	60%	52%