

INSIGHTS PRESENTED BY **Sage**



PREVIEW REPORT

FRANCE - FIJI

SUMMER NATIONS SERIES 2023

WEEK 4

19/08/2023



**FRANCE
RUGBY**



FIJI RUGBY



FRANCE vs FIJI

2023 SUMMER NATIONS SERIES



OPTA FACTS

- Fiji won their most recent Test match against France (21-14 in November 2018) after losing each of their previous nine against Les Bleus, with six of those defeats having come by margins of over 20 points.
- France have won 18 of their last 20 Test matches (L2), including each of their last two games against Oceanic opposition (Australia and New Zealand) while they have scored 30+ points in each of their last six matches on home soil.
- France have won 21 of their last 22 Test matches on home soil (L1), including each of their last 12 in a row, making it their longest ever winning run in France, surpassing the 11 consecutive home games they won between 1975 and 1977.
- Fiji have won each of their last three Test matches after losing four in a row previously, however, they haven't won four in a row since June-July 2017 – each of Fiji's last five matches have been decided by margins of 14+ points.
- Fiji are winless in their last four Test matches which were hosted in Europe (D1 L3) after winning four consecutive Tests in the continent previously – Fiji have won each of their last four Test matches on French soil.
- Fiji have gained 554 metres per game this year, the most of any nation heading to this year's Rugby World Cup, while they're the only team to average 5+ metres per carry (5.3); no side has averaged more offloads per game this year than Fiji (11) who have created 3.3 line breaks per game from offloads, almost twice as many as the next best team (Australia – 1.8).
- France have evaded 28% of the tackles they've faced in Test rugby in 2023, the best rate of any Tier 1 nation; overall they've beaten 180 defenders this calendar year, only Scotland (216) have beaten more.
- Fiji scored more tries (14) and made more line breaks (19) than any other side in the 2023 Pacific Nations Cup – Fiji also conceded fewer turnovers (41) and made more turnover-winning tackles (14) than any other side in this year's competition.
- France's Matthieu Jalibert has made more line breaks (0.9) and beaten more defenders (3.8) per 80 than any other fly-half in Tier 1 Test rugby since the 2019 Rugby World Cup (min. 640 minutes played) – Jalibert's average of a try or assist every 85 minutes is also the best of any 10 during that period.
- Fijian trio Sireli Maqala (171), Waisea Nayacalevu (168) and Selestino Ravutaumada (165) were the only players to gain 160+ metres in the 2023 Pacific Nations Cup – Nayacalevu also made the joint-most line breaks of any player (3), while Ravutaumada made the joint-most offloads, alongside Charles Piutau and teammate Semi Radradra (5).

FRANCE MATCH SQUAD DETAILS

2023 AUTUMN NATIONS SERIES



#	Player	Age	Height	Weight	Caps	Points	Tries
15	Melvyn Jaminet	24	180	85	13	160	0
14	Louis Bielle-Biarrey	20	184	79	2	5	1
13	Arthur Vincent	23	182	92	15	5	1
12	Jonathan Danty	30	181	110	21	15	3
11	Yoram Moefana	23	182	97	17	10	2
10	Antoine Hastoy	26	180	86	3	0	0
9	Maxime Lucu	30	177	83	14	5	0
1	Reda Wardi	28	185	110	8	0	0
2	Peato Mauvaka	26	184	124	22	25	5
3	Uini Atonio	33	196	145	51	5	1
4	Florian Verhaeghe	26	203	110	2	0	0
5	Paul Willemse	30	201	125	29	10	2
6	Francois Cros	29	190	107	20	5	1
7	Dylan Cretin	26	195	101	21	5	1
8	Gregory Alldritt	26	191	113	40	20	4
16	Pierre Bourgarit	25	184	108	9	5	1
17	Jean-Baptiste Gros	24	186	112	23	0	0
18	Thomas Laclayat	25	176	125	0	0	0
19	Bastien Chalureau	31	202	118	5	0	0
20	Thibaud Flament	26	203	116	17	20	4
21	Sekou Macalou	28	193	90	17	5	1
22	Baptiste Serin	29	182	83	43	98	6
23	Matthieu Jalibert	24	184	84	24	84	2

FIJI MATCH SQUAD DETAILS

2023 AUTUMN NATIONS SERIES

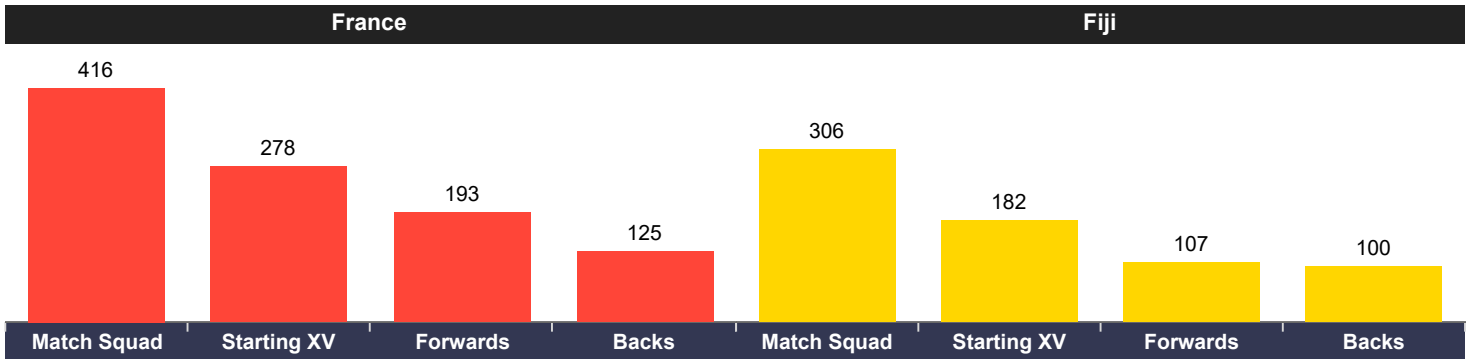


#	Player	Age	Height	Weight
15	Sireli Maqala	23	172	88
14	Josua Tuisova	29	181	112
13	Iosefo Masi	25	190	90
12	Semi Radradra	31	188	105
11	Vinaya Habosi	23	184	100
10	Caleb Muntz	23	178	87
9	Frank Lomani	27	180	81
1	Eroni Mawi	27	188	130
2	Tevita Ikanivere	23	182	114
3	Mesake Doge	30	180	122
4	Isoa Nasilasila	23	197	117
5	Te Ahiwaru Cirikidaveta -	25	194	110
6	Ratu Meli Derenalagi	24	192	100
7	Levani Botia	34	182	101
8	Viliame Mata	31	196	116
16	Sam Matavesi	31	183	111
17	Peni Ravai	33	185	118
18	Luke Tagi	26	187	130
19	Temo Mayanavanua	25	197	120
20	Albert Tuisue	30	188	115
21	Simione Kuruvoli	24	173	74
22	Jiuta Wainiqolo	24	187	90
23	Ilaisa Droasese	23	187	99

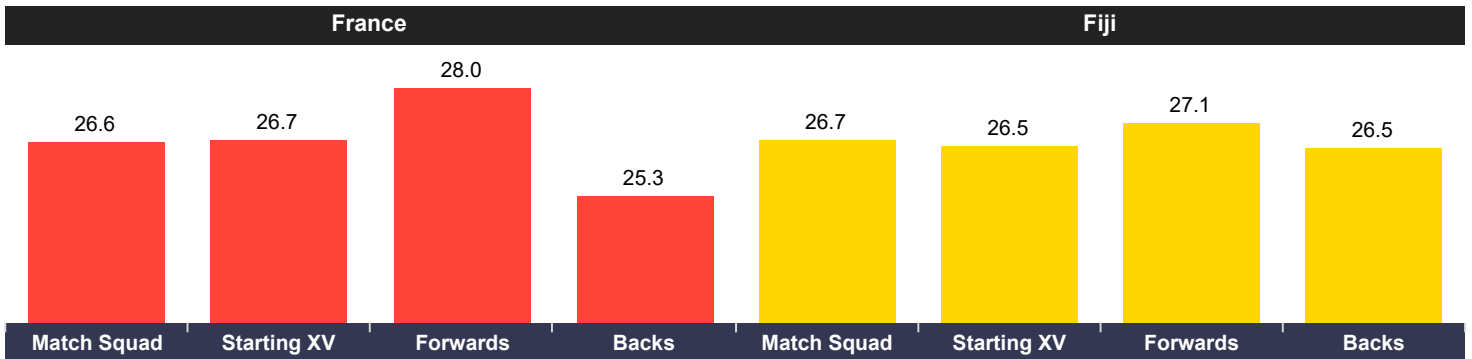
MATCH SQUAD - SQUAD COMPARISON

2023 AUTUMN NATIONS SERIES

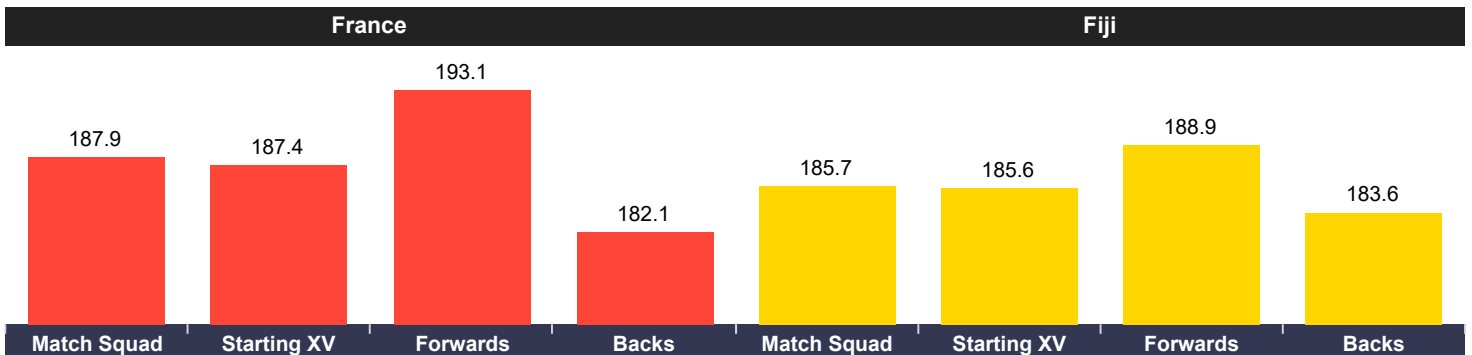
CAPS - TOTAL



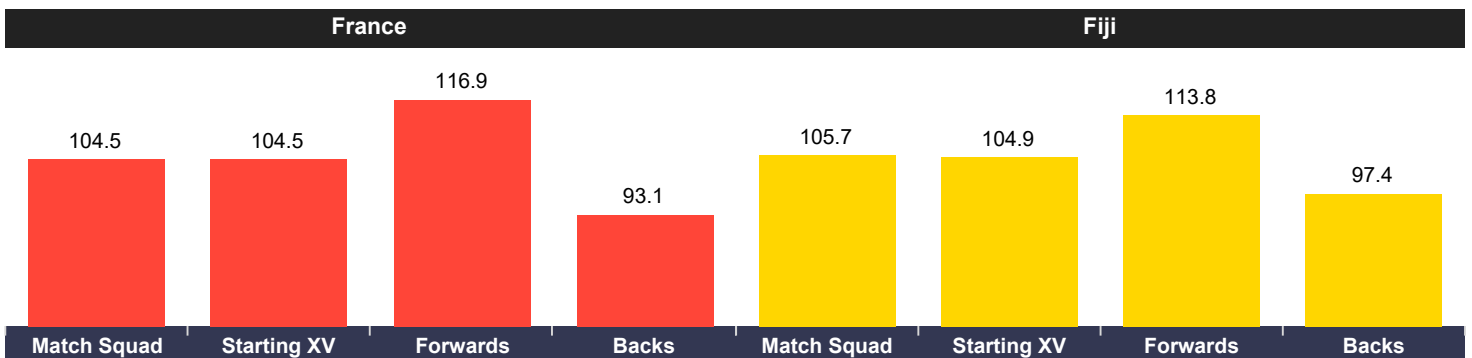
AGE - AVERAGES



HEIGHT - AVERAGES



WEIGHT - AVERAGES



LAST MATCH DETAILS

FRANCE

Summer Nations Series v Scotland (12/08/2023) 30-27 (W)

#	Player	Minutes	Points	Tries	Ball Carries	Kicks	Tackles	Cards
15	Thomas Ramos	80	15	0	8	6	5	0
14	Damian Penaud	80	5	1	5	1	11	0
13	Gael Fickou	80	0	0	5	0	8	0
12	Jonathan Danty	63	0	0	3	1	11	0
11	Gabin Villiere	80	0	0	4	0	5	0
10	Romain Ntamack	55	5	1	3	1	10	0
9	Antoine Dupont	68	0	0	9	10	8	0
1	Cyril Baille	48	0	0	5	0	7	0
2	Julien Marchand	49	0	0	4	0	5	0
3	Dorian Aldegheri	49	0	0	0	0	7	0
4	Cameron Woki	80	0	0	4	0	11	0
5	Thibaud Flament	63	0	0	0	0	6	0
6	Paul Boudehent	80	0	0	1	0	16	0
7	Charles Ollivon	80	5	1	5	0	20	0
8	Gregory Alldritt	66	0	0	13	0	11	0
16	Pierre Bourgarit	31	0	0	3	0	6	0
17	Jean-Baptiste Gros	32	0	0	1	0	8	0
18	Uini Atonio	31	0	0	2	0	7	0
19	Florian Verhaeghe	14	0	0	0	0	5	0
20	Bastien Chalureau	17	0	0	4	0	4	0
21	Sekou Macalou	17	0	0	1	0	5	0
22	Maxime Lucu	12	0	0	0	0	3	0
23	Louis Bielle-Biarrey	25	0	0	4	2	4	0
Team Total		-	30	3	84	21	183	0

FIJI

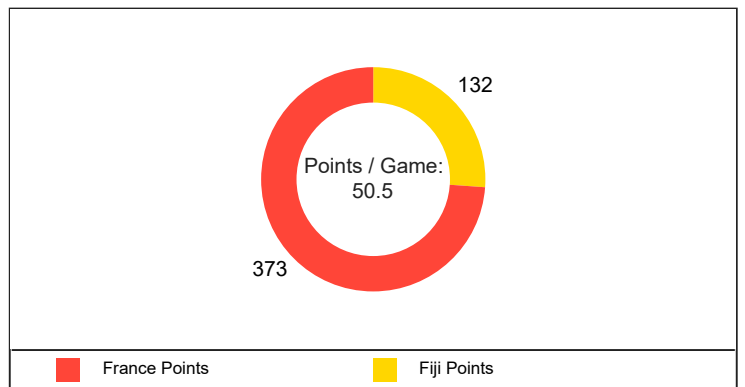
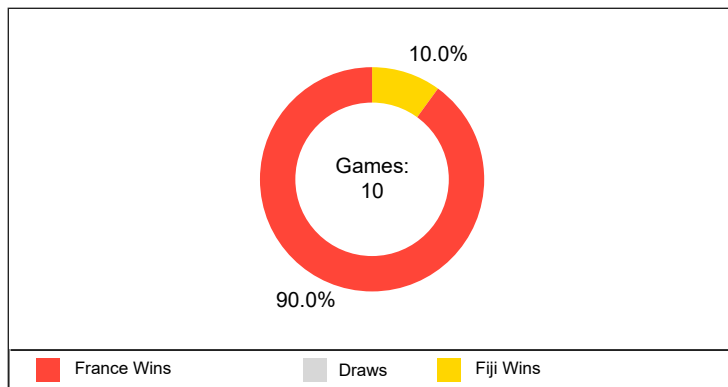
Summer Nations Series v Japan (05/08/2023) 12-35 (W)

#	Player	Minutes	Points	Tries	Ball Carries	Kicks	Tackles	Cards
15	Sireli Maqala	75	0	0	11	1	5	1
14	Jiuta Wainiqolo	80	0	0	8	0	6	0
13	Waisea Nayacalevu	80	5	1	6	0	13	0
12	Vilimoni Botitu	6	0	0	3	1	1	0
11	Selestino Ravutaumada	80	0	0	6	0	4	0
10	Ben Volavola	60	8	0	4	10	10	0
9	Simione Kuruvoli	49	5	1	5	6	3	0
1	Eroni Mawi	51	5	1	4	0	9	0
2	Sam Matavesi	49	0	0	6	1	7	0
3	Luke Tagi	49	0	0	2	0	4	0
4	Albert Tuisue	80	0	0	9	0	7	0
5	Temo Mayanavanua	66	0	0	6	0	9	0
6	Lekima Tagitagivalu	80	0	0	8	0	16	0
7	Kitione Kamikamica	53	0	0	8	0	8	0
8	Ratu Meli Derenalagi	80	0	0	6	0	6	0
16	Tevita Ikanivere	31	0	0	3	0	6	0
17	Peni Ravai	29	0	0	6	0	5	0
18	Mesake Doge	31	0	0	0	0	7	0
19	Te Ahiwaru Cirikidaveta	14	0	0	2	0	3	0
20	Joseva Tamani	27	0	0	3	0	4	0
21	Frank Lomani	31	10	2	4	0	6	0
22	Teti Tela	74	2	0	1	0	6	0
23	Ilaisa Droasese	20	0	0	1	0	1	0
Team Total		-	35	5	112	19	146	1

HEAD TO HEAD

All Time

	Games	France Wins	Draws	Fiji Wins
Overall:	10	9	0	1
France at Home:	7	6	0	1
Fiji at Home:	1	1	0	0
Neutral Venue:	2	2	0	0



LAST 10 MEETINGS

Year	Date	Team	Score	Opposition	Venue	Winner
2018	24/11/2018	France	14-21	Fiji	Stade de France	Fiji
2014	08/11/2014	France	40-15	Fiji	Marseille	France
2010	13/11/2010	France	34-12	Fiji	Nantes	France
2003	11/10/2003	Fiji	18-61	France	Brisbane	France
2001	24/11/2001	France	77-10	Fiji	Saint-Etienne	France
1999	16/10/1999	France	28-19	Fiji	Toulouse	France
1998	27/06/1998	Fiji	9-34	France	Suva	France
1991	08/10/1991	France	33-9	Fiji	Grenoble	France
1987	07/06/1987	Fiji	16-31	France	Auckland	France
1964	17/10/1964	France	21-3	Fiji	Colombes	France

RESULTS

Since 2022/23

FRANCE								
Date	Opponent	Comp	H/A	Result	F	A	TF	TA
05/11/2022	Australia	Autumn Nations Series	H	W	30	29	2	2
12/11/2022	South Africa	Autumn Nations Series	H	W	30	26	2	2
20/11/2022	Japan	Autumn Nations Series	H	W	35	17	4	2
05/02/2023	Italy	Six Nations	A	W	29	24	4	2
11/02/2023	Ireland	Six Nations	A	L	19	32	1	4
26/02/2023	Scotland	Six Nations	H	W	32	21	4	3
11/03/2023	England	Six Nations	A	W	53	10	7	1
18/03/2023	Wales	Six Nations	H	W	41	28	5	4
05/08/2023	Scotland	Summer Nations Series	A	L	21	25	3	3
12/08/2023	Scotland	Summer Nations Series	H	W	30	27	3	4
Average					32.0	23.9	3.5	2.7

FIJI								
Date	Opponent	Comp	H/A	Result	F	A	TF	TA
05/11/2022	Scotland	Autumn Nations Series	A	L	12	28	2	4
12/11/2022	Ireland	Autumn Nations Series	A	L	17	35	2	5
22/07/2023	Tonga	International	H	W	36	20	5	3
29/07/2023	Samoa	International	A	W	33	19	4	3
05/08/2023	Japan	International	A	W	35	12	5	2
Average					26.6	22.8	3.6	3.4

FORM-FRANCE

All Competitions

FRANCE						
Record	Date	Opponent	Comp	Score	Days Since	Games Since
Last Win	12/08/2023	Scotland	Summer Nations Series	30-27	5	0
Last Loss	05/08/2023	Scotland	Summer Nations Series	21-25	12	1
Last Home Win	12/08/2023	Scotland	Summer Nations Series	30-27	5	0
Last Home Loss	26/03/2021	Scotland	Six Nations	23-27	874	23
Last Away Win	11/03/2023	England	Six Nations	53-10	159	3
Last Away Loss	05/08/2023	Scotland	Summer Nations Series	21-25	12	1

FIJI						
Record	Date	Opponent	Comp	Score	Days Since	Games Since
Last Win	05/08/2023	Japan	Summer Nations Series	35-12	12	0
Last Loss	12/11/2022	Ireland	Autumn Nations Series	17-35	278	3
Last Home Win	22/07/2023	Tonga	International	36-20	26	2
Last Home Loss	16/07/2022	Samoa	Pacific Nations Cup	20-23	397	5
Last Away Win	05/08/2023	Japan	Summer Nations Series	35-12	12	0
Last Away Loss	12/11/2022	Ireland	Autumn Nations Series	17-35	278	3

LAST MEETING - STATISTICS

France 14-21 Fiji (2-11-2018 - International)

France		Fiji
2	Tries	2
2	Conversions	1
0	Penalty Goals	3
142	Ball Carries	97
7	Offloads	11
8	Line Breaks	16
33	Defenders Beaten	23
352	Carry Metres	433
92	Total Tackles	158
23	Missed Tackle	33
5	Turnovers Won	13
21	Turnover Conceded	7
14	Lineouts Won	7
1	Lineouts Lost	3
12	Total Penalties Conceded	12
11	Kicks in Play	17

#	Player	Minutes Played	Tries	Points	Ball Carries	Defenders Beaten	Tackles	Tackles - Success	Turnovers Won	Pens Conceded
15	Benjamin Fall	80	0	0	8	2	4	4	0	1
14	Teddy Thomas	80	0	0	8	1	2	1	0	0
13	Mathieu Bastareaud	80	0	0	13	4	6	4	1	1
12	Gael Fickou	70	0	0	5	1	8	6	0	0
11	Yoann Huget	80	0	0	4	2	6	4	0	0
10	Camille Lopez	76	0	0	2	2	12	6	0	0
9	Baptiste Serin	51	0	4	1	0	6	4	0	0
1	Jefferson Poirot	57	0	0	6	2	10	7	0	0
2	Guilhem Guirado	68	2	10	10	0	11	10	0	0
3	Rabah Slimani	51	0	0	2	0	5	2	0	0
4	Sebastien Vahaamahina	51	0	0	6	0	10	9	0	2
5	Yoann Maestri	80	0	0	5	0	12	11	0	0
6	Wenceslas Lauret	80	0	0	7	0	19	17	1	1
7	Arthur Iturria	71	0	0	4	0	11	9	1	0
8	Louis Picamoles	68	0	0	19	0	10	10	0	2
16	Julien Marchand	12	0	0	5	0	3	3	0	0
17	Dany Priso	23	0	0	4	0	3	3	0	1
18	Demba Bamba	29	0	0	6	0	4	4	0	1
19	Felix Lambey	29	0	0	13	0	6	6	0	0
20	Kelian Galletier	21	0	0	2	0	2	2	0	1
21	Antoine Dupont	29	0	0	4	2	6	6	0	0
22	Anthony Belleau	4	0	0	0	0	1	1	0	0
23	Geoffrey Doumayrou	10	0	0	4	1	0	0	0	0



#	Player	Minutes	Tries	Points	Ball Carries	Defenders Beaten	Tackles	Tackles - Success	Turnovers Won	Pens Conceded
15	Metuisela Talebula	54	0	0	4	0	2	1	0	0
14	Josua Tuisova	68	1	5	7	2	2	1	1	0
13	Semi Radradra	80	1	5	6	6	9	9	0	2
12	Jale Vatubua	80	0	0	5	0	16	15	0	1
11	Vereniki Goneva	80	0	0	8	1	9	9	0	1
10	Ben Volavola	80	0	11	5	2	6	4	0	0
9	Frank Lomani	66	0	0	5	0	10	6	0	0
1	Campese Ma'afu	49	0	0	1	0	11	9	0	0
2	Sam Matavesi	74	0	0	2	0	22	21	2	2
3	Manasa Saulo	49	0	0	1	0	13	11	0	1
4	Tevita Cavubati	64	0	0	4	0	14	13	0	1
5	Leone Nakarawa	80	0	0	11	1	27	26	0	0
6	Dominiko Waqaniburotu	80	0	0	3	0	21	16	0	0
7	Peceli Yato	80	0	0	11	3	17	13	1	1
8	Viliame Mata	50	0	0	6	1	11	8	1	1
16	Mesulame Dolokoto	6	0	0	0	0	1	1	0	0
17	Eroni Mawi	31	0	0	1	0	15	15	2	1
18	Kalivati Tawake	31	0	0	2	0	12	12	0	1
19	Albert Tuisue	16	0	0	0	0	14	13	0	0
20	Semi Kunatani	30	0	0	2	0	11	10	1	0
21	Henry Seniloli	14	0	0	1	0	9	8	0	0
22	Alivereti Veitokani	26	0	0	3	1	3	3	0	0
23	Eroni Sau	12	0	0	0	0	1	1	0	0

TEAM ANALYSIS

2023 INTERNATIONALS

TEAM ANALYSIS - MATCH AVERAGES

2023 INTERNATIONALS

		
32.1	Points	34.7
3.9	Tries	4.7
88.1%	Goal Kicking %	77.8%
106.0	Carries	104.0
673.2	Carry Metres	797.1
10.1	Opposition 22 Entries	11.7
2.8	Points / Opp 22 Entry	2.8
5.6	Line Breaks	6.3
25.7	Defenders Beaten	20.3
8.1	Offloads	11.0
116.1	Passes	121.0
29.0	Kicks From Hand	19.3
180.1	Tackles	121.0
22.1	Missed Tackles	19.3
87.7%	Tackle %	84.0%
9.1	Dominant Tackles	6.7
10.6	Pens Conceded	10.3
0.3	Yellow Cards	0.3
1	Red Cards (Total)	0
5.0	Turnovers Won	4.3
10.0	Turnovers Conceded	12.7
88.8%	Lineout Success %	77.5%
90.3%	Scrum Success %	95.0%
94.9%	Ruck Success %	96.5%
52.7%	Gainline Forward %	52.4%

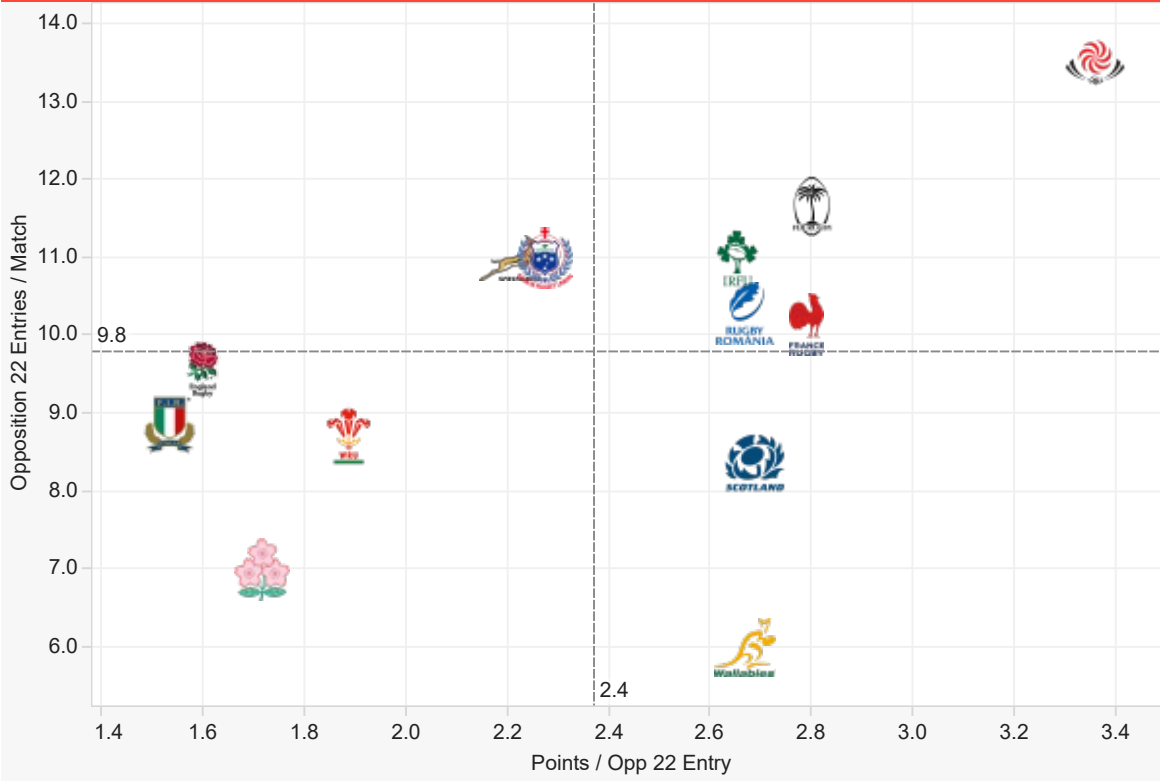
Ranking - Best to Worst

All stats are on a per match basis (unless stated otherwise)

TEAM ANALYSIS - 22 ENTRIES

2023 INTERNATIONALS

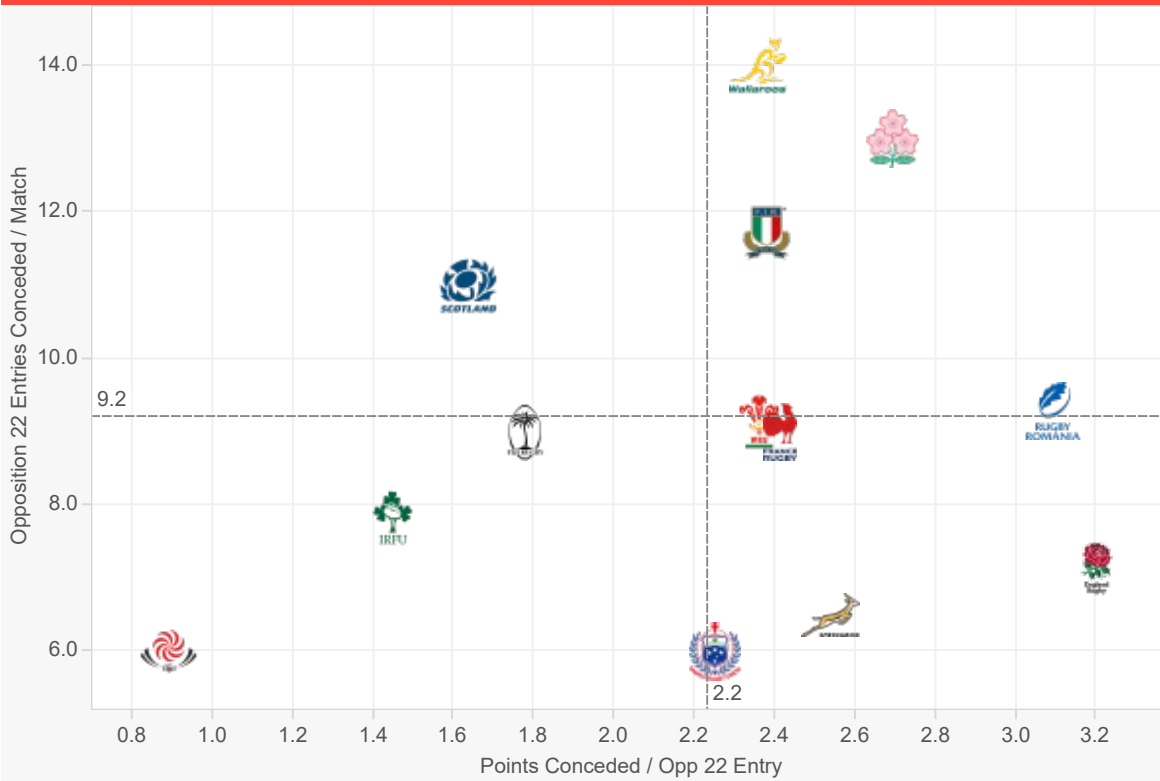
22 ENTRIES FOR



22 Entries / Match	
Georgia	13.5
Fiji	11.7
South Africa	11.0
Samoa	11.0
Ireland	11.0
Romania	10.3
France	10.1
England	9.6
Italy	8.9
Wales	8.7
Scotland	8.4
Japan	7.0
Australia	6.0

Points / Entry	
Georgia	3.4
Fiji	2.8
France	2.8
Scotland	2.7
Romania	2.7
Australia	2.7
Ireland	2.7
Samoa	2.3
South Africa	2.2
Wales	1.9
Japan	1.7
England	1.6
Italy	1.5

22 ENTRIES AGAINST



22 Entries Con. / Match	
Australia	14.0
Japan	13.0
Italy	11.7
Scotland	11.0
Romania	9.3
Wales	9.1
France	9.0
Fiji	9.0
Ireland	7.8
England	7.1
South Africa	6.5
Samoa	6.0
Georgia	6.0

Points Con / Entry	
England	3.2
Romania	3.1
Japan	2.7
South Africa	2.5
France	2.4
Italy	2.4
Wales	2.4
Australia	2.4
Samoa	2.3
Fiji	1.8
Scotland	1.6
Ireland	1.4
Georgia	0.9

TEAM ANALYSIS - POINTS & TRIES

2023 INTERNATIONALS

	SCORED					CONCEDED				
	Total	1'-20'	21'-HT	HT-60'	61'-80'	Total	1'-20'	21'-HT	HT-60'	61'-80'
Argentina	80	6	23	18	33	118	38	21	27	32
Australia	70	36	3	7	24	124	18	31	30	45
England	121	30	34	27	30	165	23	35	50	57
Fiji	97	43	27	10	17	51	10	10	12	19
France	225	69	69	46	41	160	30	36	38	56
Georgia	274	66	64	59	85	47	14	9	10	14
Ireland	184	54	58	10	62	89	42	10	20	17
Italy	112	25	24	24	39	193	68	47	27	51
Japan	12	0	0	0	12	35	14	7	7	7
New Zealand	137	42	31	23	41	59	21	6	12	20
Samoa	53	3	15	21	14	42	20	19	3	0
Scotland	195	43	26	57	69	162	36	60	31	35
South Africa	95	21	17	27	30	81	28	16	6	31
Wales	107	28	13	45	21	175	50	36	43	46
Total	1,762	466	404	374	518	1,501	412	343	316	430

TRIES PER PERIOD

	SCORED					CONCEDED				
	Total	1'-20'	21'-HT	HT-60'	61'-80'	Total	1'-20'	21'-HT	HT-60'	61'-80'
Argentina	9	0	2	2	5	16	5	3	4	4
Australia	9	5	0	1	3	16	2	4	4	6
England	13	2	4	3	4	21	2	4	7	8
Fiji	13	7	3	1	2	8	2	1	2	3
France	27	9	7	6	5	20	3	4	5	8
Georgia	41	9	10	9	13	5	1	0	2	2
Ireland	25	7	8	1	9	8	3	1	2	2
Italy	11	1	2	3	5	28	11	7	3	7
Japan	2	0	0	0	2	5	2	1	1	1
New Zealand	19	6	4	3	6	8	3	0	2	3
Samoa	7	0	2	3	2	4	3	1	0	0
Scotland	27	5	4	8	10	19	4	7	4	4
South Africa	12	2	2	4	4	9	3	1	0	5
Wales	13	3	1	6	3	20	4	3	6	7
Total	228	56	49	50	73	187	48	37	42	60

	SCORED								CONCEDED							
	Total	Counter Attack	Free Kick	Lineout	Scrum	Start Half	Tap Penalty	Turnover	Total	Counter Attack	Free Kick	Lineout	Scrum	Start Half	Tap Penalty	Turnover
Argentina	9	0	0	5	1	0	3	0	16	3	1	5	3	0	1	3
Australia	9	3	0	1	1	0	1	3	18	3	0	12	2	0	0	1
England	14	2	0	8	1	0	2	1	22	4	0	11	4	0	0	3
Fiji	14	3	0	5	4	0	1	1	8	0	0	4	2	0	2	0
France	27	6	0	10	3	0	2	6	21	6	0	9	2	1	1	2
Georgia	42	2	0	21	4	2	3	10	5	0	0	3	0	0	1	1
Ireland	25	5	0	9	4	0	3	4	8	3	0	4	0	0	0	1
Italy	12	2	0	7	2	0	0	1	30	2	0	14	5	0	4	5
Japan	2	0	0	0	1	0	1	0	5	1	0	1	2	0	0	1
New Zealand	19	4	1	9	3	0	0	2	8	2	0	4	0	0	1	1
Samoa	7	0	0	2	2	0	2	1	4	1	0	2	0	0	1	0
Scotland	27	5	0	14	5	0	2	1	19	2	0	9	2	0	2	4
South Africa	14	2	0	9	1	0	0	2	9	1	0	3	1	0	2	2
Wales	15	1	0	9	1	1	0	3	20	4	0	10	3	0	2	1
Total	236	35	1	109	33	3	20	35	193	32	1	91	26	1	17	25

Max & Min values are highlighted per time-frame/phase/section



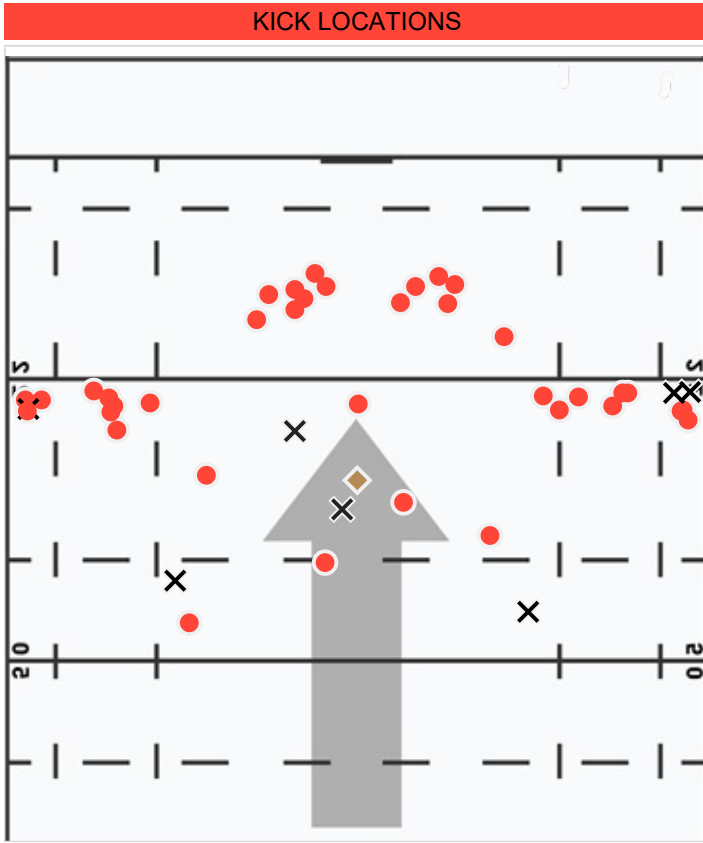
**FRANCE
RUGBY**

TEAM ANALYSIS

FRANCE - 2023 INTERNATIONALS

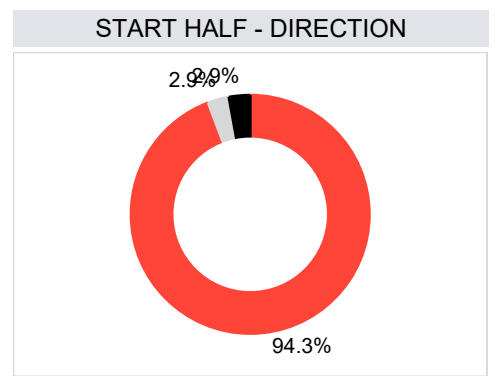
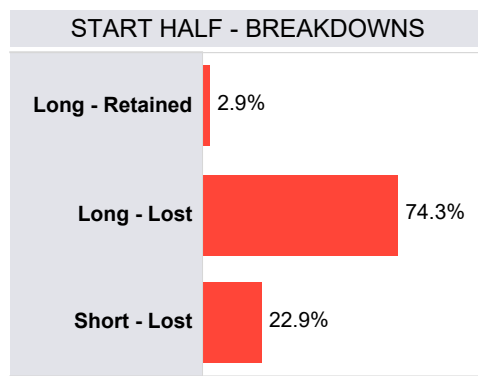
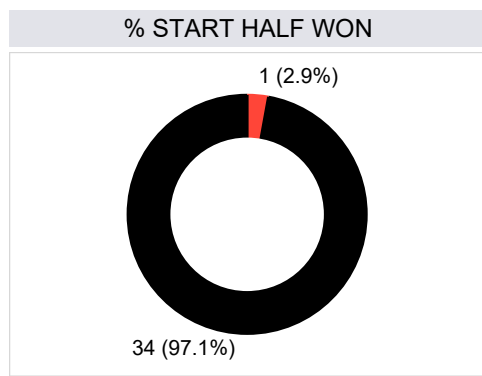

KICKING

FRANCE - 2023 INTERNATIONALS



LAST 20 KICKS AT GOAL			
Opponent	Minute	Player	Pts Gained
Scotland	8	Thomas Ramos	0.57
	22	Thomas Ramos	0.09
	33	Thomas Ramos	0.50
	43	Thomas Ramos	0.84
	46	Thomas Ramos	0.04
	79	Thomas Ramos	0.12
Scotland	13	Matthieu Jalibert	0.10
	26	Matthieu Jalibert	0.84
	44	Matthieu Jalibert	0.12
Wales	12	Thomas Ramos	0.82
	26	Thomas Ramos	0.66
	30	Thomas Ramos	0.54
	35	Thomas Ramos	0.82
	45	Thomas Ramos	0.76
	50	Thomas Ramos	0.10
	79	Thomas Ramos	0.86
England	4	Thomas Ramos	0.54
	7	Thomas Ramos	0.78
	27	Thomas Ramos	0.06
	36	Thomas Ramos	0.48
	77	Thomas Ramos	-1.16
Scotland	10	Thomas Ramos	-1.16
	36	Thomas Ramos	0.27
	58	Thomas Ramos	0.57
Ireland	5	Thomas Ramos	0.45
	15	Thomas Ramos	0.33
	33	Thomas Ramos	1.14
	46	Thomas Ramos	-1.89
Italy	20	Thomas Ramos	-1.24
	47	Thomas Ramos	0.54
	57	Thomas Ramos	-2.01
Overall Points Gained			8.42

KICKS AT GOAL



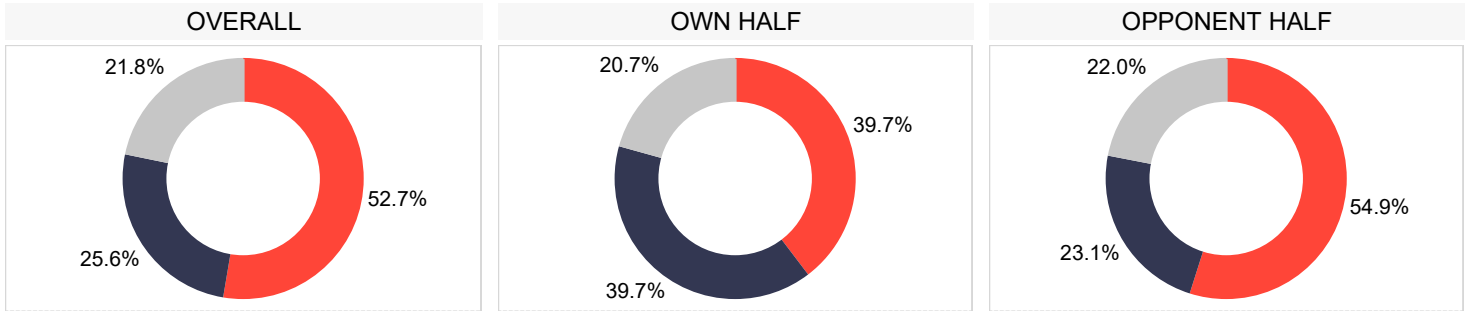
■ Won
 ■ Lost

■ Right
 ■ Split
 ■ Left

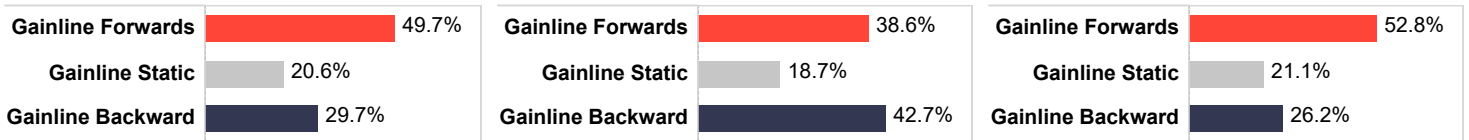
COLLISIONS

FRANCE - 2023 INTERNATIONALS

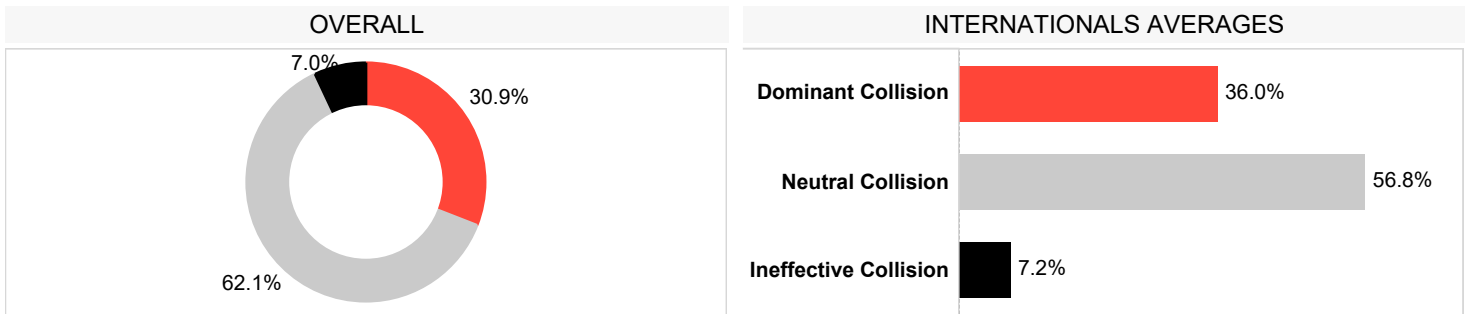
GAINLINE SUCCESS



INTERNATIONALS AVERAGES

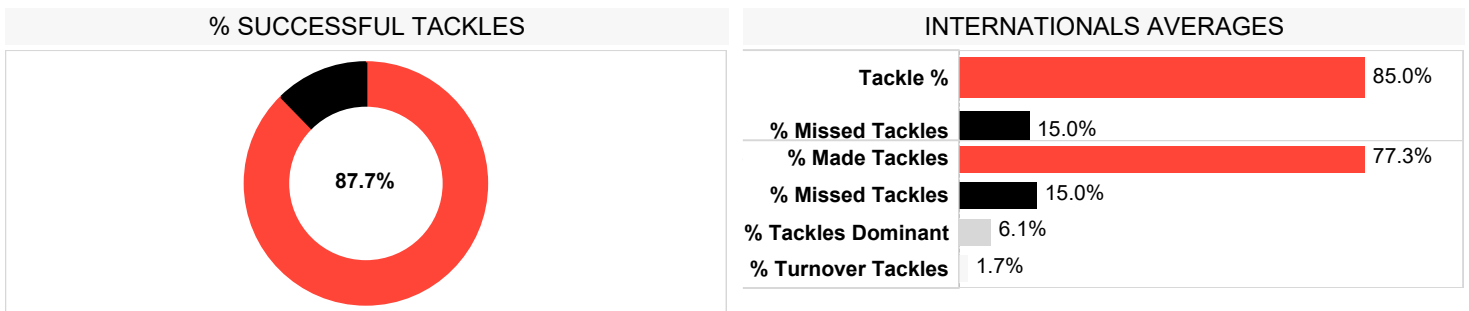


CARRIES INTO CONTACT*

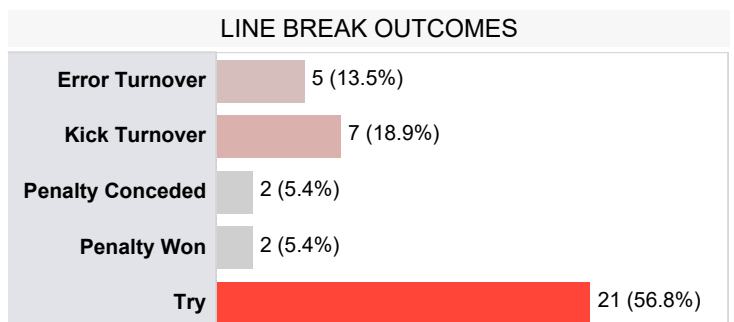


*dominance based on tackle outcome

TACKLES

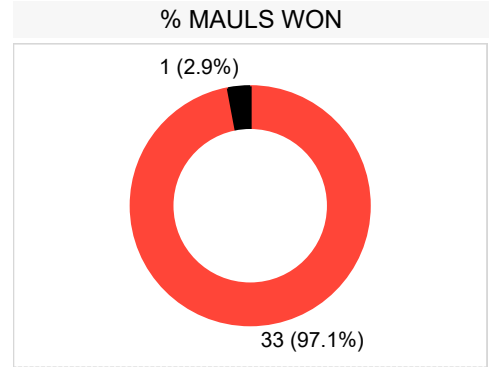
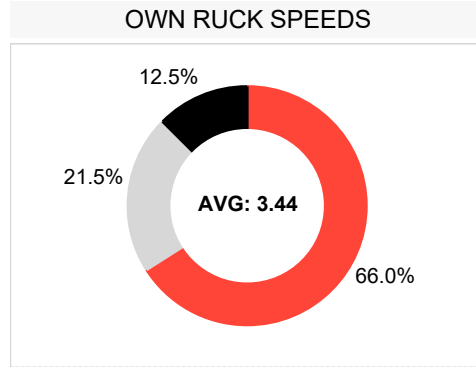
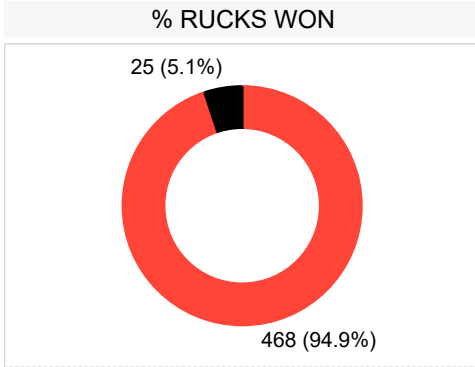


CARRIES & BREAKS	
Line Breaks	39
Line breaks / match	5.6
Defenders Beaten	180
Defenders Beaten / match	25.7
Ball Carries	742.0
Carries / Match	106.0

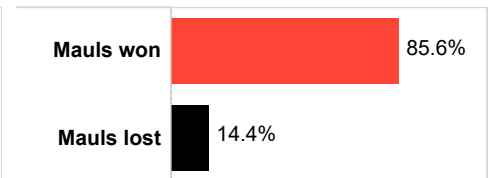
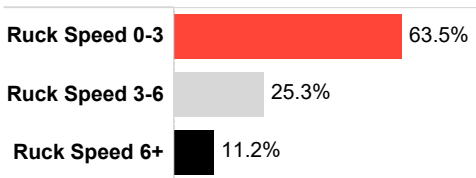
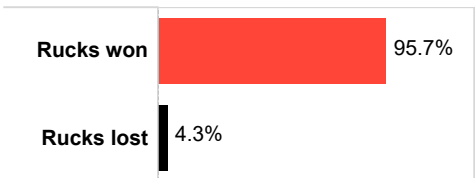


BREAKDOWN

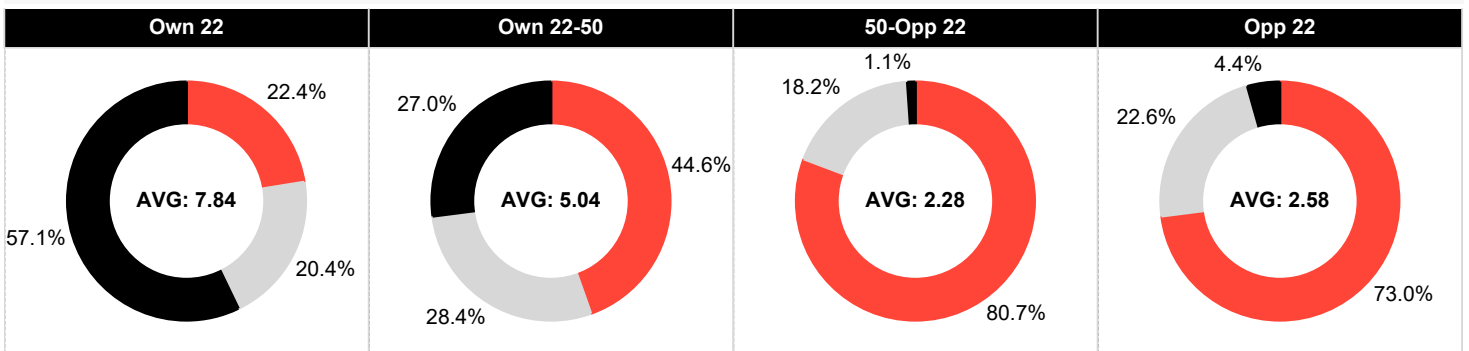
FRANCE - 2023 INTERNATIONALS



INTERNATIONALS AVERAGES



RUCK SPEEDS - LOCATIONS



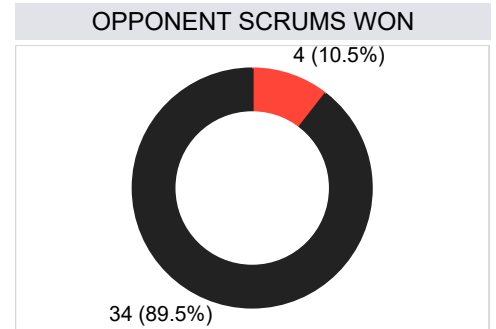
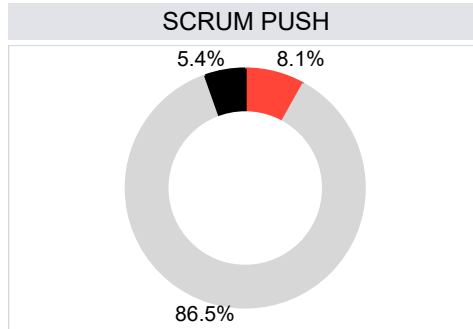
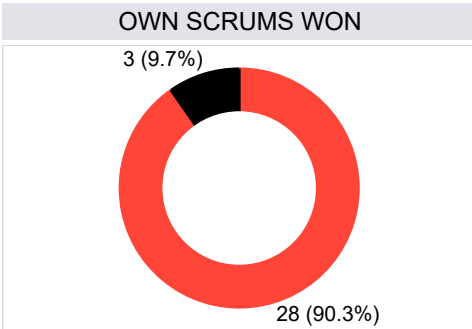
■ Ruck Speed 0-3
 ■ Ruck Speed 3-6
 ■ Ruck Speed 6+

Attacking Breakdown Arrivals			Defensive Breakdown Arrivals			Breakdown Steals		
1	Thibaud Flament	108	1	Julien Marchand	69	1	Julien Marchand	4
2	Julien Marchand	107	2	Gregory Alldritt	52	2	Romain Taoffenua	4
3	Cyril Baille	70	3	Gael Fickou	35	3	Sekou Macalou	3
4	Charles Ollivon	62	4	Jonathan Danty	28	4	Gabin Villiere	2
5	Paul Willemse	56	5	Charles Ollivon	25	Team Total		25

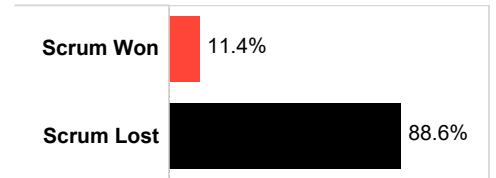
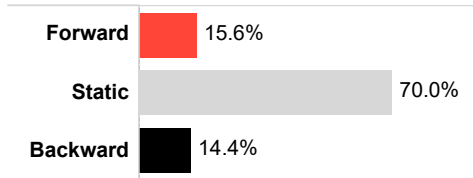
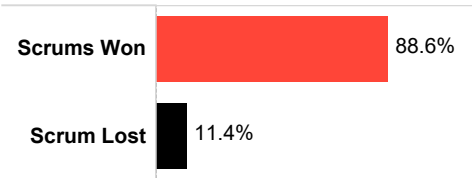
SET PIECE

FRANCE - 2023 INTERNATIONALS

SCRUMS



INTERNATIONALS AVERAGES



OWN SCRUMS

Scrum Won	Scrum Reset Retained	Scrum Lost
28	6	3

OPPONENT SCRUMS

Scrum Won	Scrum Reset Retained	Scrum Lost
4	7	34

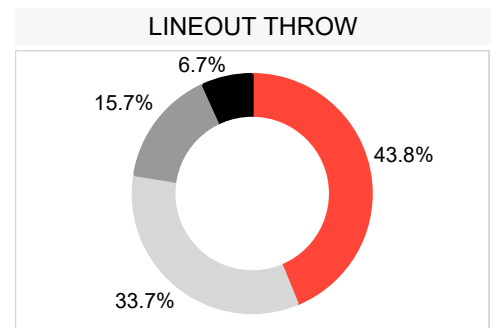
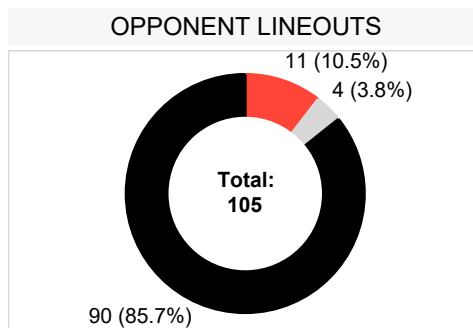
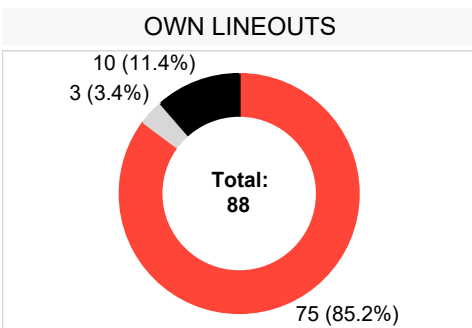
OWN SCRUMS WON

	Used	Penalty	Free Kick
Total	22	5	1
% of Total	78.6%	17.9%	3.6%

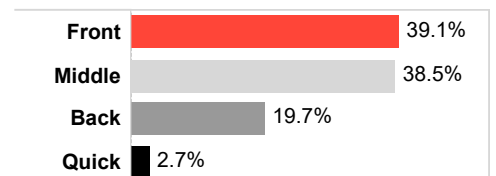
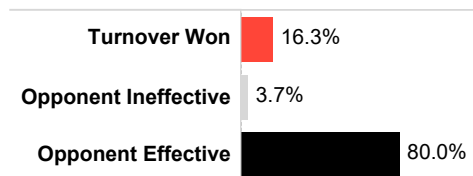
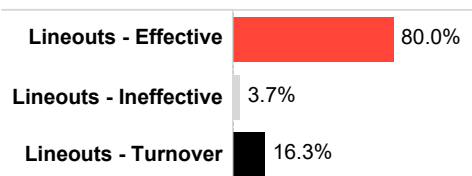
OPPONENT SCRUMS WON

	Used	Penalty	Free Kick
Total	4	4	0
% of Total	100.0%	0.0%	0.0%

LINEOUTS



INTERNATIONALS AVERAGES

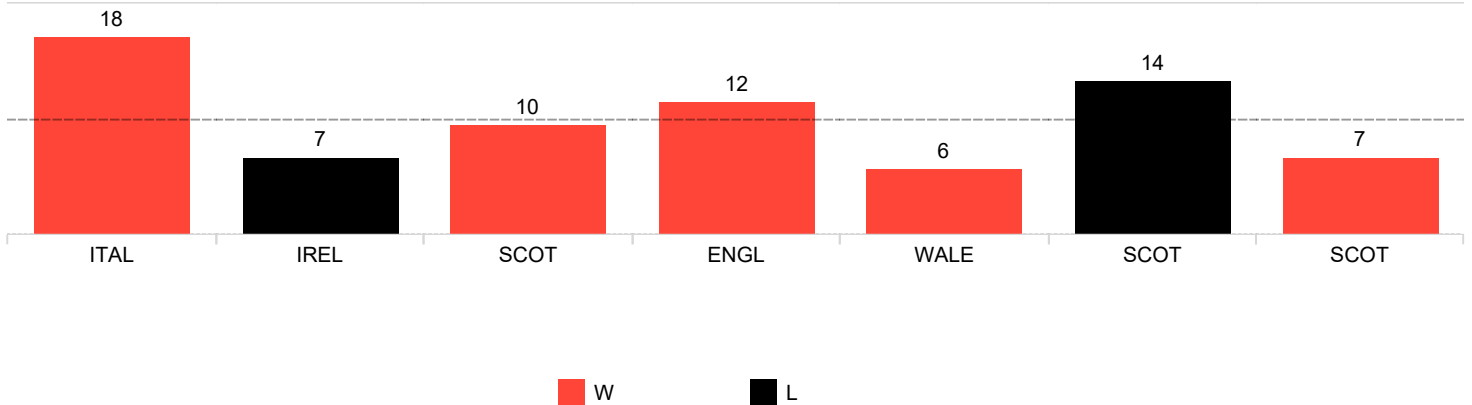


DISCIPLINE

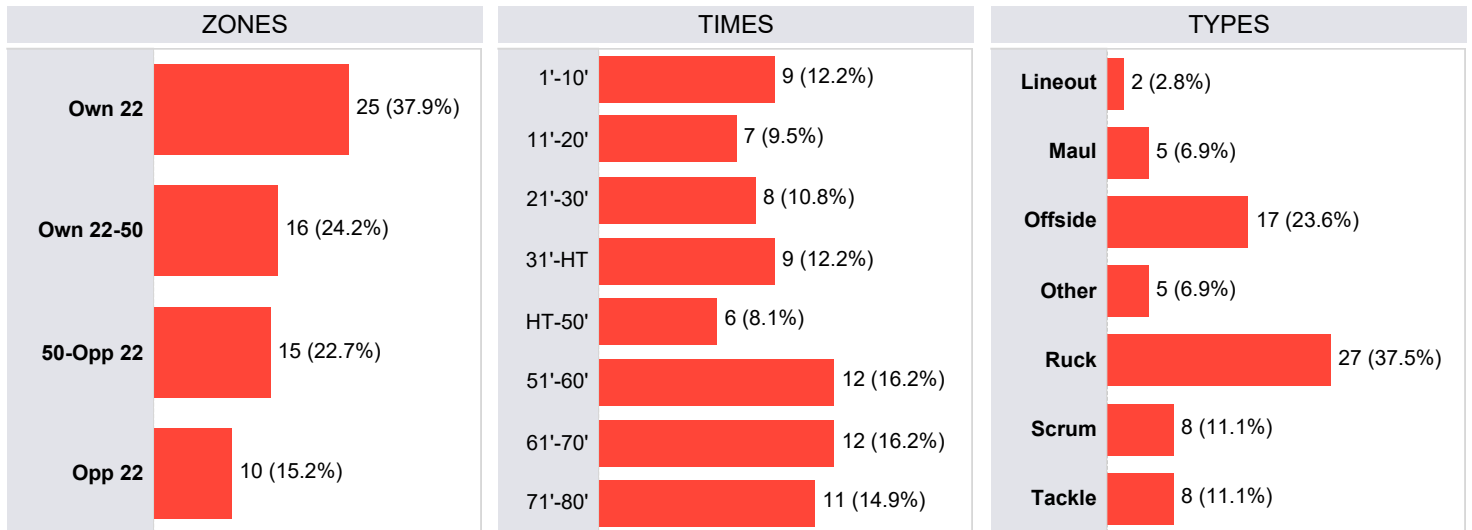
FRANCE - 2023 INTERNATIONALS

Statistic	Team	Year Average
Total penalties conceded / match	10.6	11.0
Yellow cards / match	0.3	0.7
Red cards / match	0.1	0.1

PENALTIES CONCEDED PER MATCH



PENALTIES & INFRINGEMENTS



PLAYER STATISTICS - PER 80 AVERAGES WITH A MINIMUM 240 MINUTES PLAYED

Total penalties conceded		Penalties conceded / 80 minutes		Yellow / Red cards	
1	Sipili Falatea (7)	1	Gael Fickou (1.0)	1	Charles Ollivon (1 / 0)
2	Gael Fickou (6)	2	Charles Ollivon (0.9)	2	Mohamed Haouas (0 / 1)
3	Charles Ollivon (5)	3	Antoine Dupont (0.7)	3	Uini Atonio (1 / 0)
4	Paul Willemse (5)	4	Gregory Alldritt (0.7)		
5	Romain Taofifenua (5)	5	Julien Marchand (0.7)		

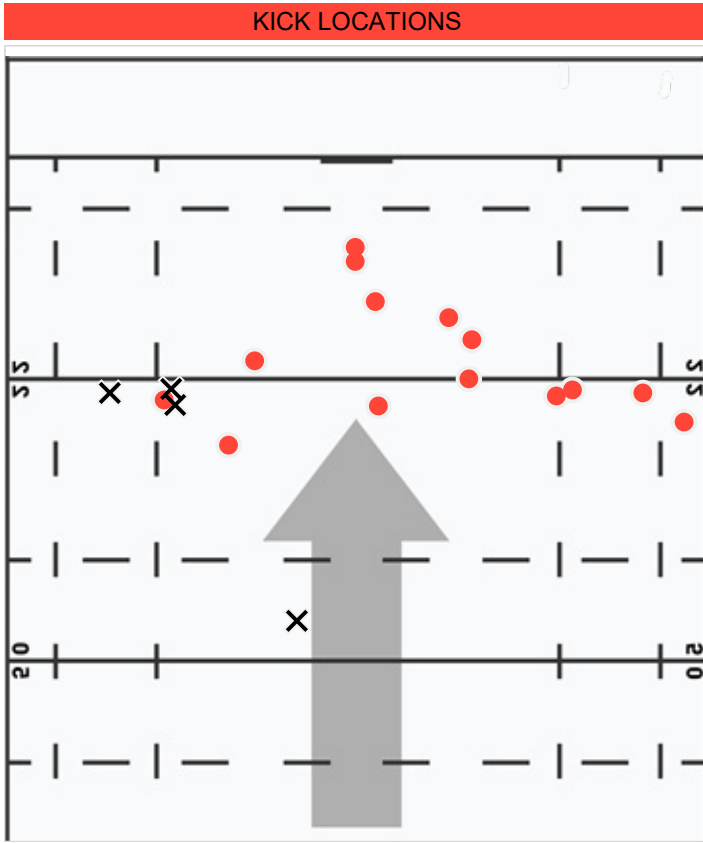


TEAM ANALYSIS

FIJI - 2023 INTERNATIONALS

KICKING

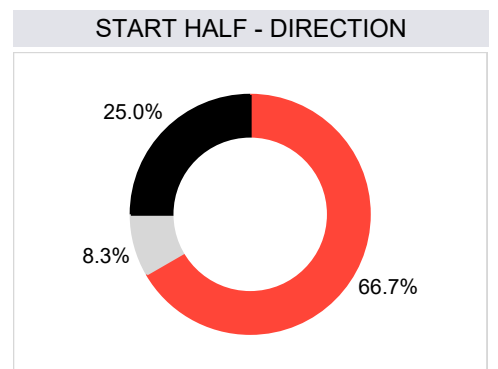
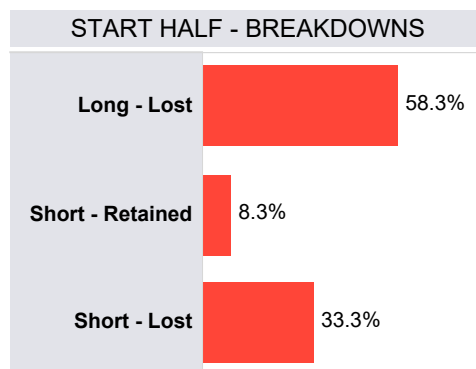
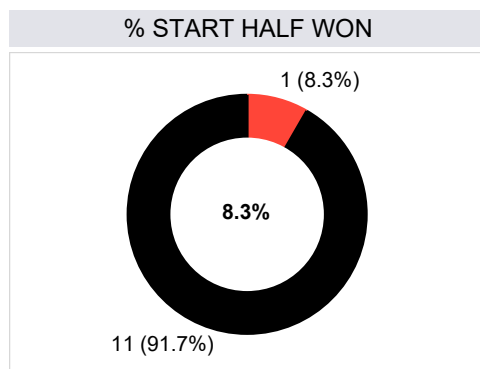
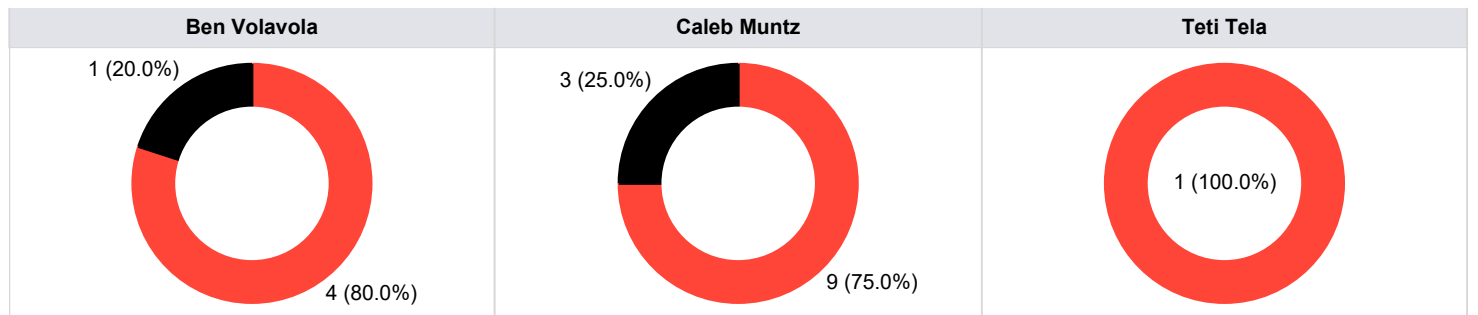
FIJI - 2023 INTERNATIONALS



LAST 20 KICKS AT GOAL

Opponent	Minute	Player	Pts Gained	Result
Japan	5	Ben Volavola	0.04	Conv Made
	18	Ben Volavola	0.18	Conv Made
	39	Ben Volavola	0.12	Conv Made
	46	Ben Volavola	-1.56	Pen Missed
	59	Ben Volavola	0.06	Conv Made
Samoa	82	Teti Tela	0.46	Conv Made
	9	Caleb Muntz	-1.44	Conv Missed
	13	Caleb Muntz	0.04	Conv Made
	18	Caleb Muntz	-1.46	Conv Missed
	24	Caleb Muntz	0.69	Pen Made
	33	Caleb Muntz	1.58	Conv Made
	41	Caleb Muntz	0.90	Pen Made
Tonga	55	Caleb Muntz	0.27	Pen Made
	9	Caleb Muntz	-0.72	Conv Missed
	13	Caleb Muntz	1.12	Conv Made
	43	Caleb Muntz	0.22	Conv Made
	69	Caleb Muntz	0.39	Pen Made
81	Caleb Muntz	1.46	Conv Made	
Overall Points Gained			-3.85	

KICKS AT GOAL



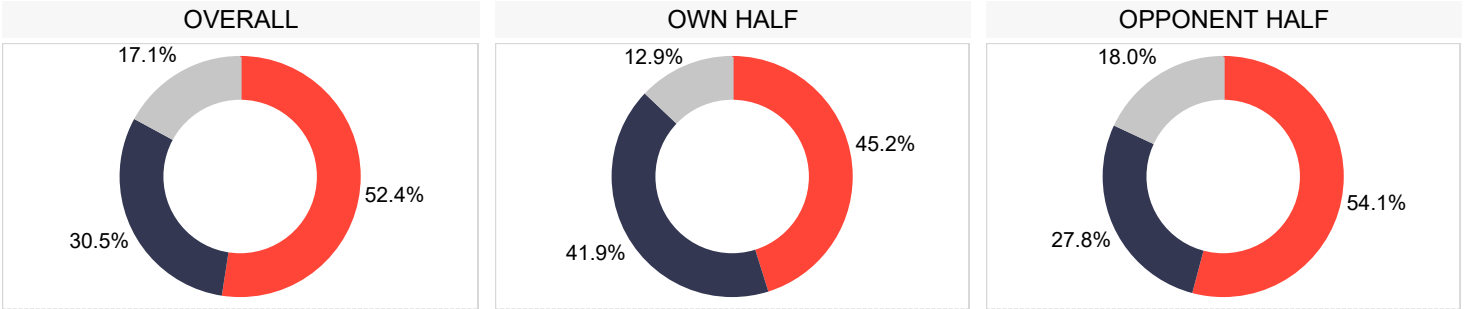
■ Won
 ■ Lost

■ Right
 ■ Split
 ■ Left

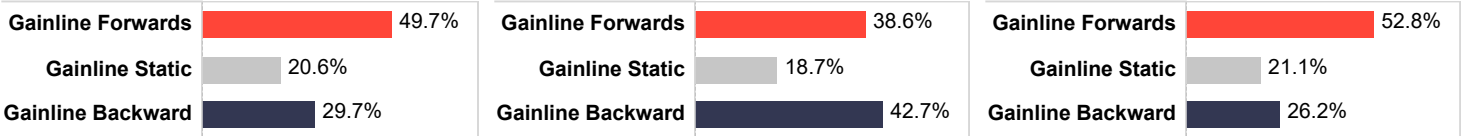
COLLISIONS

FIJI - 2023 INTERNATIONALS

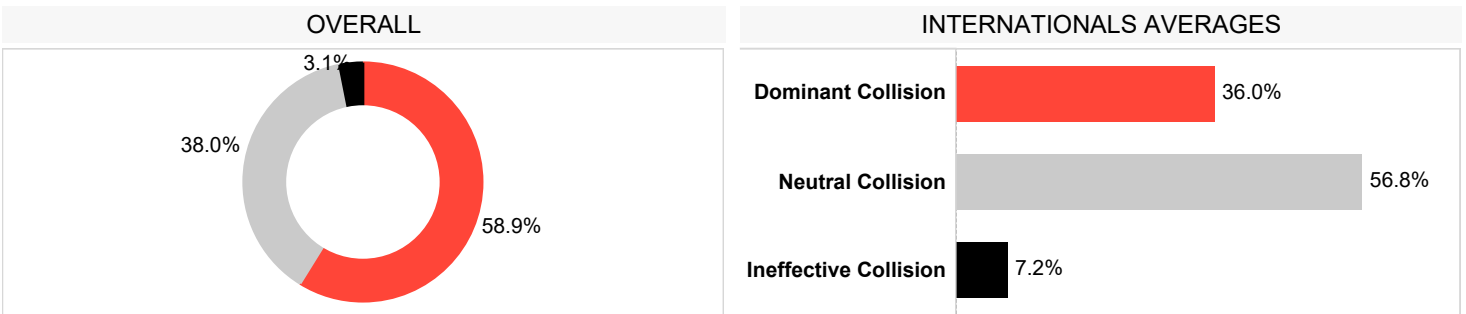
GAINLINE SUCCESS



CHAMPIONSHIP AVERAGES

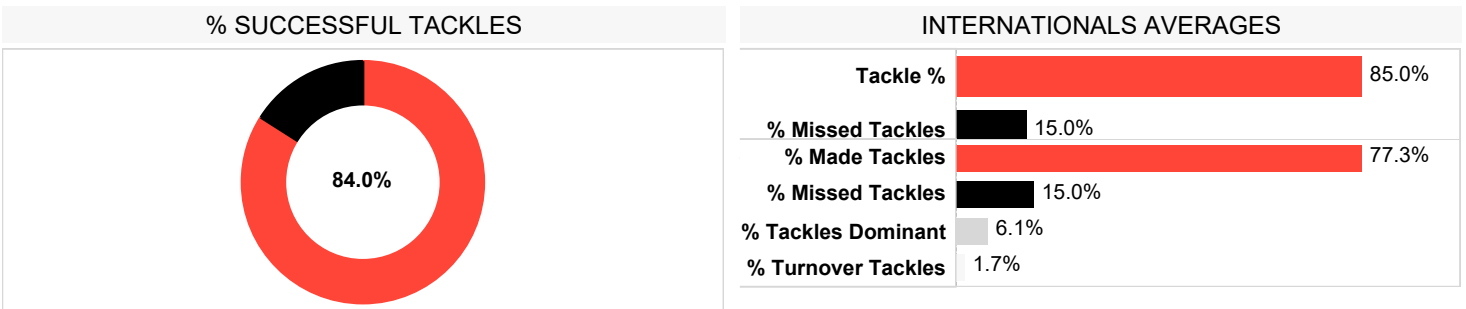


CARRIES INTO CONTACT*

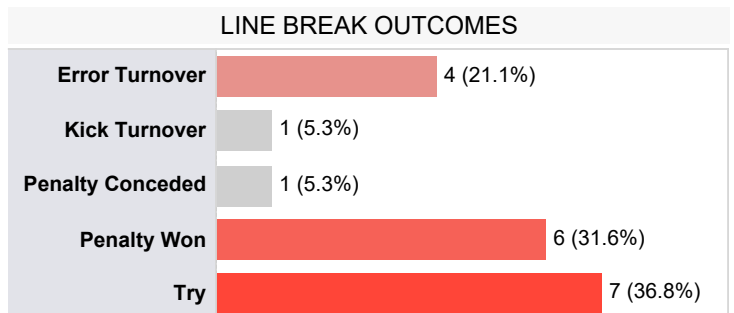


*dominance based on tackle outcome

TACKLES

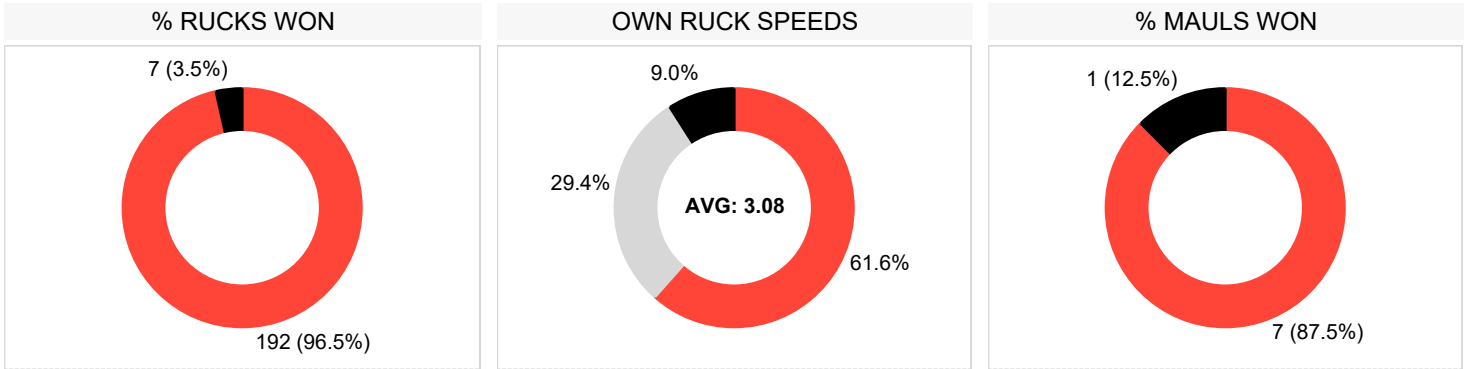


CARRIES & BREAKS	
Line Breaks	19
Line breaks / match	6.3
Defenders Beaten	61
Defenders Beaten / match	20.3
Ball Carries	312.0
Carries / Match	104.0

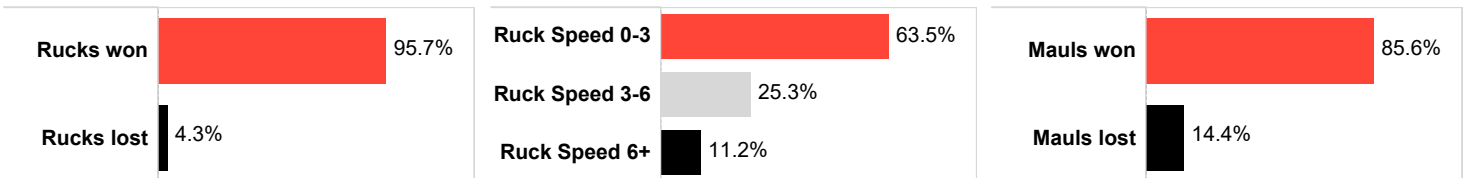


BREAKDOWN

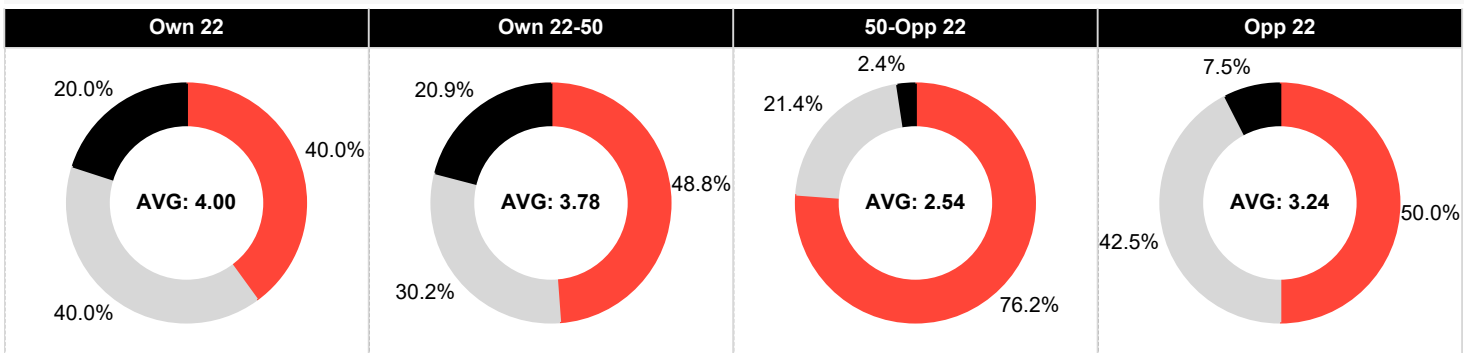
FIJI - 2023 INTERNATIONALS



INTERNATIONALS AVERAGES



RUCK SPEEDS - LOCATIONS



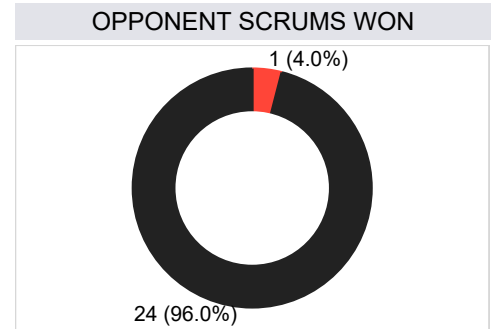
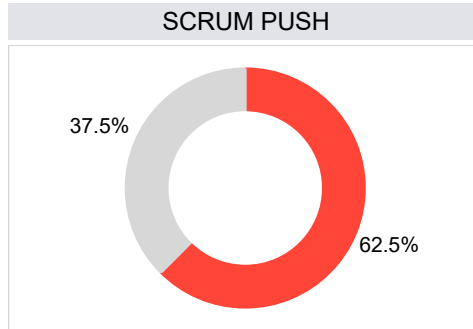
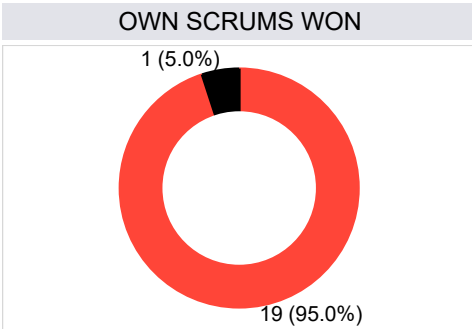
■ Ruck Speed 0-3
 ■ Ruck Speed 3-6
 ■ Ruck Speed 6+

Attacking Breakdown Arrivals		Defensive Breakdown Arrivals		Breakdown Steals	
1	Eroni Mawi 37	1	Albert Tuisue 13	1	Albert Tuisue 1
2	Lekima Tagitagivalu 29	2	Jiuta Wainiqolo 11	2	Eroni Mawi 1
3	Isoa Nasilasila 28	3	Lekima Tagitagivalu 9	3	Jiuta Wainiqolo 1
4	Ratu Meli Derenalagi 28	4	Vilive Miramira 9	4	Levani Botia 1
5	Albert Tuisue 24	5	Josua Tuisova 7	Team Total	6

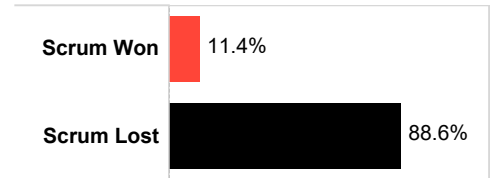
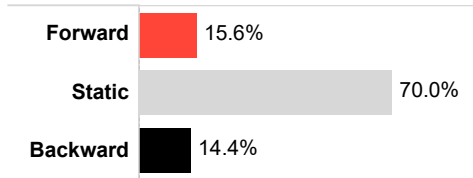
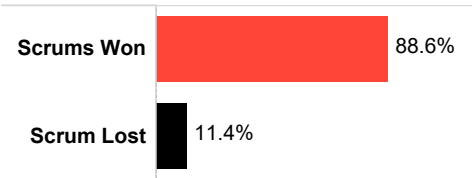
SET PIECE

FIJI - 2023 INTERNATIONALS

SCRUMS



INTERNATIONALS AVERAGES



OWN SCRUMS

Scrum Won	Scrum Reset Retained	Scrum Lost
19	4	1

OPPONENT SCRUMS

Scrum Won	Scrum Reset Retain..	Scrum Lost
1	2	24

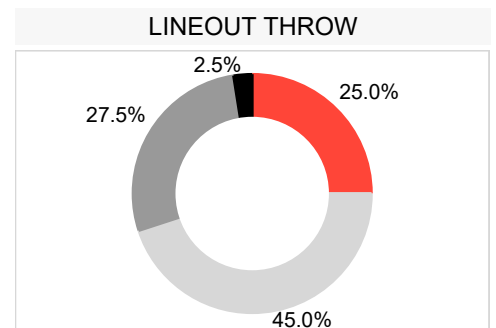
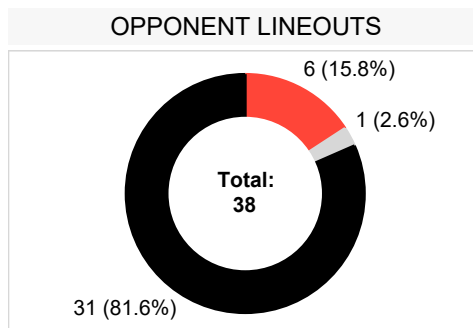
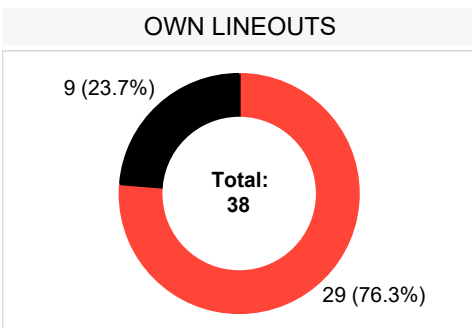
OWN SCRUMS WON

	Used	Penalty	Free Kick
Total	14	4	
% of Total	77.8%	22.2%	

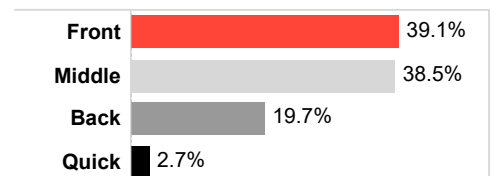
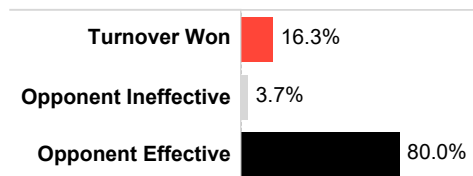
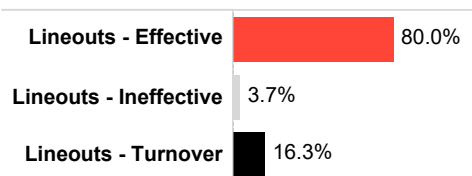
OPPONENT SCRUMS WON

	Used	Penalty	Free Kick
Total		1	
% of Total		100.0%	

LINEOUTS



INTERNATIONALS AVERAGES

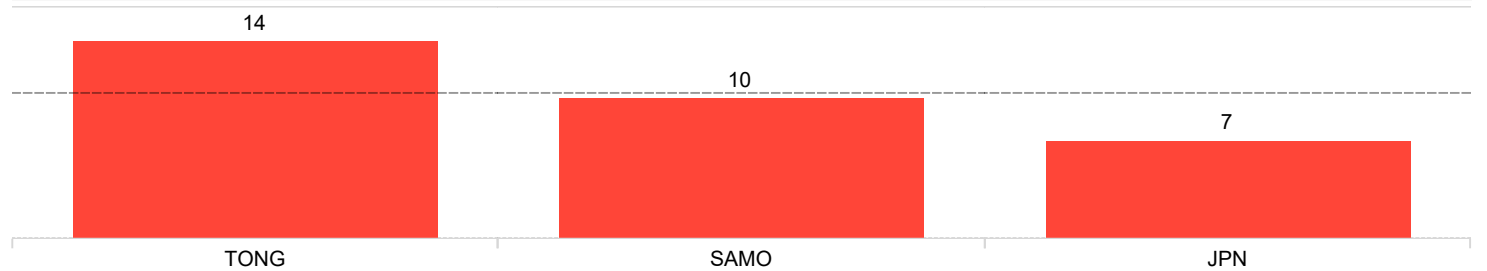


DISCIPLINE

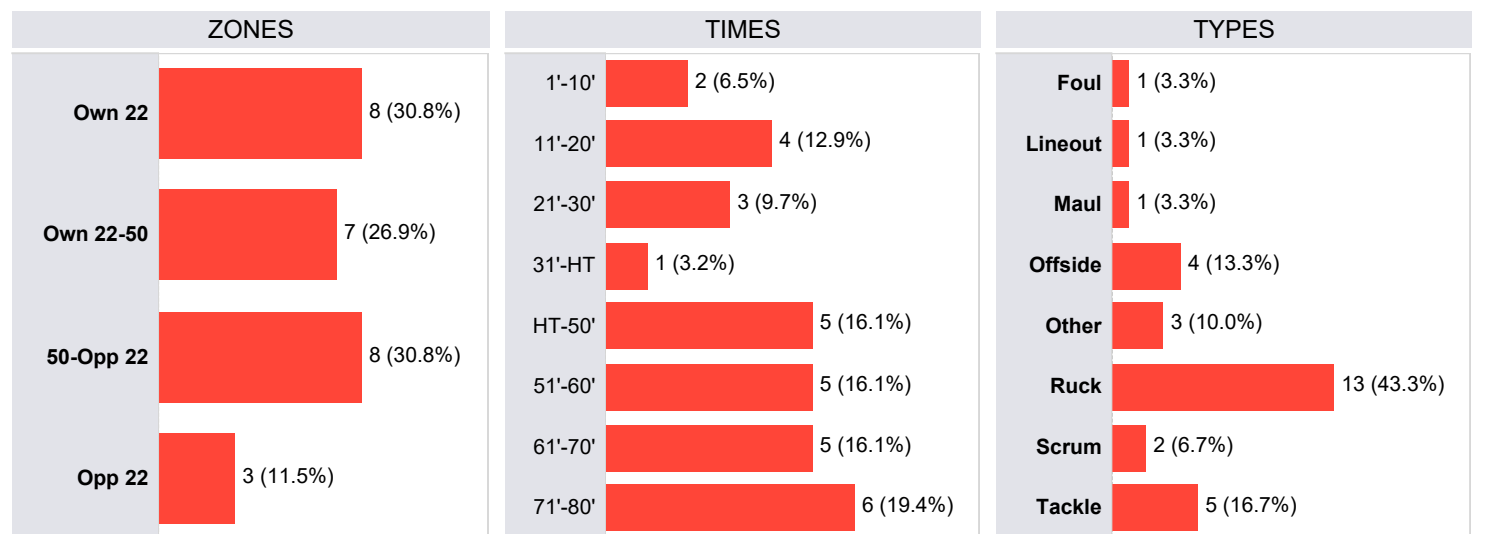
FIJI - 2023 INTERNATIONALS

Statistic	Team	Year Average
Total penalties conceded / match	10.3	11.0
Yellow cards / match	0.3	0.7
Red cards / match	0.0	0.1

PENALTIES CONCEDED PER MATCH



PENALTIES & INFRINGEMENTS



PLAYER STATISTICS - PER 80 AVERAGES WITH A MINIMUM 240 MINUTES PLAYED

Total penalties conceded		Penalties conceded / 80 minutes		Yellow / Red cards	
1	Isoa Nasilasila 4	1	Selestino Ravutaumada 0.3	1	Sireli Maqala 1 / 0
2	Viliame Mata 3				
3	Frank Lomani 2				
4	Luke Tagi 2				
5	Peni Ravai 2				

PLAYER STATS
2023 INTERNATIONALS

APPEARANCE CHART - FRANCE

2023 INTERNATIONALS

	05/02/23	11/02/23	26/02/23	11/03/23	18/03/23	05/08/23	12/08/23
	Italy	Ireland	Scotland	England	Wales	Scotland	Scotland
D. Aldegheri				3			3
G. Alldritt	8	8	8	8	8		8
U. Atonio	3	3			3*		s18
C. Baille	1	1	1	1	1		1
D. Bamba						3	
G. Barlot	s16	s16	s16				
L. Bielle-Biarrey						14*	s23
P. Boudehent						6	6
P. Bourgarit						2	s16
B. Chalureau					s19	5	s20
B. Couilloud		u22	u22			9*	
D. Cretin						s20	
F. Cros		s20	s20	6	6		
J. Danty				12	12*		12
B. Dulin						15	
E. Dumortier	11*	11	11*	11	11	11	
A. Dupont	9	9	9	9	9		9
S. Falatea	s18	s18	s18	s18	s18	s18	
G. Fickou	13	13	13*	13	13*		13
T. Flament	4*	4	4	4**	4		5
E. Gailleton						13	
J. Gros						1	s17
M. Haouas			3				
A. Hastoy						s22	
M. Jalibert	s23*	s23	s23			10	
M. Jaminet				s23	u23		
A. Jelonch	6	6	6				
T. Lavault	u20						
N. Le Garrec	u22						
M. Lucu				s21	s21		s22
S. Macalou	s21	s21	u21	s20	s20	7	s21
J. Marchand	2	2	2	2	2		2
P. Mauvaka				s16	s16	s16	
Y. Moefana	12	12	12	s22	s22	12	
R. Ntamack	10	10	10*	10	10		10*
C. Ollivon	7	7	7	7**	7		7*
D. Penaud	14	14*	14	14**	14**		14*
T. Ramos	15*	15	15*	15*	15		15
B. Serin						s21	
Y. Tanga						8	
R. Taofifenua	s19	s19	s19	s19	5		
F. Verhaeghe							s19
G. Villiere							11
A. Vincent						s23	
R. Wardi	s17	s17	s17	s17	s17	s17	
P. Willemse	5	5	5	5		s19	
C. Woki						4*	4

KEY: Number denotes position, s: substitute, u: unused replacement, *: try scored

APPEARANCE CHART - FIJI

2023 INTERNATIONALS

	22/07/23 Tonga	29/07/23 Samoa	05/08/23 Japan
L. Botia	7		
V. Botitu		s22	12
T. Cirikidaveta	s19	4	s19
M. Doge	3		s18
I. Droasese		15	s23
T. Ikanivere	s16	2**	s16
K. Kamikamica		s20	7
S. Kuruvoli		9	9*
F. Lomani	9		s21**
S. Maqala	15		15
I. Masi		13*	
V. Mata	s20	8	
S. Matavesi	2*		2
P. Matawalu	s21*	s21	
E. Mawi	s17	1	1*
T. Mayanavanua	5		5
R. Meli Derenalagi		6	8
V. Miramira		7	
C. Muntz	10	10	
I. Nasilasila	4	5	
W. Nayacalevu	13*		13*
S. Radradra	s23	12	
P. Ravai	1	s17	s17
K. Ravouvou		11	
S. Ravutaumada	11	14*	11
L. Tagi	s18	3	3
L. Tagitagivalu	6		6
J. Tamani		s19	s20
S. Tawake		s18	
T. Tela			s22
Z. Togatama		s16	
J. Tuisova	12*	s23	
A. Tuisue	8		4
B. Volavola	s22		10
J. Wainiqolo	14		14

KEY: Number denotes position, s: substitute, u: unused replacement, *: try scored

PLAYER DATA - FRANCE

2023 INTERNATIONALS

	Games	Starts	Minutes Played	Points	Tries	Ball Carries	Carry Metres	Line Breaks	Defenders Beaten	Passes	Offloads	Turnover Con	Successful Tackles	Missed Tackles	Dominant Tackles	Penalties Conceded	Kicks	Kicking Metres	Lineout Takes	Lineout Steals
D. Aldegheri	2	2	99	0	0	0	0	0	0	2	0	0	12	1	0	2	0	0	0	0
G. Alldritt	6	6	351	0	0	59	306	1	12	12	2	3	50	8	4	3	1	5	6	0
U. Atonio	4	3	174	5	1	9	49	0	2	5	0	2	30	3	2	2	0	0	1	0
C. Baille	6	6	329	0	0	45	186	0	3	15	4	2	46	3	1	1	0	0	0	0
D. Bamba	1	1	43	0	0	5	23	0	0	0	0	0	1	1	0	1	0	0	0	0
G. Barlot	3	0	36	0	0	3	28	0	1	2	1	0	7	0	1	0	0	0	0	1
L. Bielle-Biarrey	2	1	105	5	1	9	89	2	3	4	0	1	8	2	0	1	3	77	0	0
P. Boudehent	2	2	160	0	0	5	36	0	2	0	0	2	25	4	6	2	0	0	0	0
P. Bourgarit	2	1	86	0	0	11	50	0	2	1	1	1	9	1	0	0	1	46	0	0
B. Chalureau	3	1	92	0	0	10	29	0	0	1	1	0	16	2	3	1	0	0	0	0
B. Couilloud	3	1	69	5	1	5	34	0	1	40	0	0	8	3	0	0	4	82	0	0
D. Cretin	1	0	25	0	0	1	3	0	0	0	0	0	4	0	1	0	0	0	1	0
F. Cros	4	2	234	0	0	14	66	0	5	4	0	0	49	7	4	0	0	0	1	0
J. Danty	3	3	208	5	1	18	122	0	1	4	1	2	28	3	1	2	2	67	0	0
B. Dulin	1	1	80	0	0	15	142	0	2	2	0	0	5	1	0	0	10	368	0	0
E. Dumortier	6	6	441	10	2	34	250	6	22	12	3	2	14	7	0	2	5	109	0	0
A. Dupont	6	6	452	0	0	60	299	4	16	315	7	11	59	8	2	4	62	1,948	2	0
S. Falatea	6	0	232	0	0	13	58	0	3	5	1	2	29	4	6	7	0	0	0	0
G. Fickou	6	6	480	10	2	51	336	2	19	43	5	4	72	6	2	6	4	65	3	0
T. Flament	6	6	463	15	3	30	168	3	6	16	2	3	87	3	4	3	0	0	17	1
E. Gailleton	1	1	80	0	0	3	28	0	0	4	1	0	10	3	1	0	1	23	0	0
J. Gros	2	1	87	0	0	4	9	0	0	2	0	1	16	0	1	2	0	0	0	0
M. Haouas	1	1	11	0	0	0	0	0	0	0	0	0	1	1	0	1	0	0	0	0
A. Hastoy	1	0	20	0	0	1	2	0	0	5	0	0	1	0	0	0	1	25	0	0
M. Jalibert	4	1	105	11	1	7	81	1	4	15	0	0	8	2	0	0	11	359	0	0
M. Jaminet	2	0	7	0	0	1	11	0	0	1	0	0	2	0	0	0	1	65	0	0
A. Jelouch	3	3	177	0	0	13	91	1	2	15	2	2	48	9	3	1	0	0	2	0
T. Lavault	1	0	0	0	0	0	0	0	0	0	0	0	0	0	0	0	0	0	0	0
N. Le Garrec	1	0	0	0	0	0	0	0	0	0	0	0	0	0	0	0	0	0	0	0
M. Lucu	3	0	28	0	0	1	3	0	0	13	0	0	3	1	0	0	2	87	0	0
S. Macalou	7	1	142	0	0	8	40	0	0	3	0	2	22	5	0	2	0	0	6	0
J. Marchand	6	6	364	0	0	34	116	0	2	13	4	0	62	5	0	3	0	0	0	0
P. Mauvaka	3	0	74	0	0	8	44	0	0	2	0	1	10	2	0	1	0	0	0	1
Y. Moefana	6	4	340	0	0	26	225	1	6	15	2	1	33	11	1	1	0	0	0	0
R. Ntamack	6	6	422	10	2	26	232	2	7	94	3	2	49	9	0	1	39	1,526	2	0
C. Ollivon	6	6	436	15	3	50	269	1	7	18	5	6	85	7	4	5	0	0	16	1
D. Penaud	6	6	480	30	6	34	435	8	30	23	4	7	32	13	2	1	9	235	0	0
T. Ramos	6	6	461	99	3	58	568	6	15	67	4	7	12	5	2	3	46	1,528	1	0
B. Serin	1	0	11	0	0	1	0	0	0	19	0	0	1	0	0	0	1	0	0	0
Y. Tanga	1	1	80	0	0	11	41	0	0	2	0	0	17	1	1	1	0	0	3	0
R. Taofifenua	5	1	178	0	0	18	51	0	1	6	2	2	34	1	2	5	0	0	1	0
F. Verhaeghe	1	0	14	0	0	0	0	0	0	1	0	0	4	1	1	0	0	0	0	1
G. Villiere	1	1	80	0	0	4	70	1	3	0	0	1	3	2	0	0	0	0	0	0
A. Vincent	1	0	22	0	0	0	0	0	0	0	0	0	1	0	0	1	0	0	0	0
R. Wardi	6	0	144	0	0	15	39	0	1	3	1	0	26	1	1	1	0	0	0	0
P. Willemse	5	4	227	0	0	15	61	0	1	4	0	2	50	4	5	5	0	0	1	0
C. Woki	2	2	160	5	1	7	22	0	1	5	1	1	17	5	3	2	0	0	14	2

PLAYER DATA - FIJI

2023 INTERNATIONALS

	Games	Starts	Minutes Played	Points	Tries	Ball Carries	Carry Metres	Line Breaks	Defenders Beaten	Passes	Offloads	Turnover Con	Successful Tackles	Missed Tackles	Dominant Tackles	Penalties Conceded	Kicks	Kicking Metres	Lineout Takes	Lineout Steals
L. Botia	1	1	69	0	0	8	26	0	0	5	1	0	6	2	0	0	0	0	0	0
V. Botitu	2	1	29	0	0	4	18	0	1	0	0	0	2	0	1	1	1	31	0	0
T. Cirikidaveta	3	1	81	0	0	10	43	0	0	1	0	1	6	2	1	1	0	0	0	0
M. Doge	2	1	83	0	0	1	4	0	0	1	0	0	12	1	1	0	0	0	0	0
I. Droese	2	1	100	0	0	13	129	0	1	10	1	1	0	1	0	1	3	72	0	0
T. Ikanivere	3	1	119	10	2	11	86	0	2	4	0	0	11	4	2	0	0	0	0	0
K. Kamikamica	2	1	65	0	0	8	33	0	0	8	0	1	12	0	0	1	0	0	3	0
S. Kuruvoli	2	2	90	5	1	6	53	1	1	73	1	1	5	0	0	1	11	357	0	0
F. Lomani	2	1	108	10	2	6	88	1	1	72	2	0	9	6	1	2	5	91	0	0
S. Maqala	2	2	104	0	0	25	203	0	6	13	4	2	6	1	0	2	3	82	1	0
I. Masi	1	1	80	5	1	4	35	1	4	2	0	0	6	0	1	0	2	41	0	0
V. Mata	2	1	109	0	0	16	142	1	5	4	0	2	9	1	0	3	2	109	2	0
S. Matavesi	2	2	109	5	1	8	36	0	1	9	2	2	13	2	0	0	1	28	0	0
P. Matawalu	2	0	43	5	1	2	3	0	0	19	0	0	9	1	0	0	3	90	0	0
E. Mawi	3	2	133	5	1	10	39	0	0	4	1	2	17	0	2	1	0	0	0	0
T. Mayanavanua	2	2	117	0	0	12	62	1	0	10	1	0	11	3	0	1	0	0	3	0
R. Meli Derenalagi	2	2	160	0	0	11	71	2	2	8	0	2	11	2	0	1	0	0	4	4
V. Miramira	1	1	68	0	0	7	30	0	1	5	1	1	7	0	0	1	0	0	0	0
C. Muntz	2	2	149	22	0	4	37	1	1	27	0	5	8	0	0	0	8	230	0	0
I. Nasilasila	2	2	160	0	0	10	35	0	2	9	0	0	15	1	2	4	0	0	8	0
W. Nayacalevu	2	2	160	10	2	15	226	3	7	6	1	1	9	6	0	0	0	0	0	0
S. Radradra	2	1	104	0	0	17	99	0	2	17	5	1	9	1	0	1	2	64	0	0
P. Ravai	3	1	107	0	0	9	46	1	2	4	2	0	15	2	1	2	0	0	1	0
K. Ravouvou	1	1	57	0	0	5	56	1	2	1	0	0	0	1	0	0	0	0	0	0
S. Ravutaumada	3	3	240	5	1	18	223	1	5	13	5	3	6	3	0	1	2	65	0	0
L. Tagi	3	2	151	0	0	11	40	0	2	2	1	0	13	2	1	2	0	0	0	0
L. Tagitagivalu	2	2	160	0	0	12	57	0	0	6	0	3	26	2	3	1	0	0	6	0
J. Tamani	2	0	51	0	0	3	22	1	0	3	1	0	8	1	0	0	0	0	0	0
S. Tawake	1	0	6	0	0	1	3	0	1	0	0	0	3	0	0	1	0	0	0	0
T. Tela	1	0	74	2	0	1	4	0	0	5	0	2	4	2	0	0	0	0	0	0
Z. Togatama	1	0	12	0	0	2	7	0	0	0	0	0	3	1	0	0	0	0	0	0
J. Tuisova	2	1	91	5	1	13	139	3	8	4	1	3	9	1	0	0	4	182	0	0
A. Tuisue	2	2	160	0	0	15	118	0	2	2	0	1	12	1	2	1	0	0	1	0
B. Volavola	2	1	71	8	0	5	42	0	1	8	1	2	6	4	0	1	10	341	0	0
J. Wainiqolo	2	2	136	0	0	9	136	1	1	8	2	2	7	4	2	1	1	38	0	0

PLAYER RANKINGS

2023 INTERNATIONALS

PLAYER RANKINGS - POINTS

2023 INTERNATIONALS

POINTS

		Games	Points	Minutes	Pens	Conv	Drop Goals	Tries	
1	T. Ramos	France	6	99	461	13	21	1	3
2	L. Matkava	Georgia	6	55	220	1	21	0	2
3	T. Allan	Italy	7	49	488	10	7	0	1
3	F. Russell	Scotland	6	49	480	6	13	0	1
3	E. Stella	Germany	5	49	378	10	7	0	1
6	A. Tabutsadze	Georgia	6	45	450	0	0	0	9
7	O. Farrell	England	6	37	417	9	5	0	0
8	R. Mo'unga	New Zealand	4	36	210	5	8	0	1
9	J. Sexton	Ireland	4	35	259	5	10	0	0
9	M. Libbok	South Africa	4	35	257	6	6	0	1

GOAL KICKING (MADE)

		Games	Minutes	Goals	Misses	Pens	Pens Missed	Conv	Conv Missed	Goal Kicking ..	
1	T. Ramos	France	6	461	34	5	13	2	21	3	87.2%
2	L. Matkava	Georgia	6	220	22	5	1	0	21	5	81.5%
3	F. Russell	Scotland	6	480	19	7	6	0	13	7	73.1%
4	T. Allan	Italy	7	488	17	4	10	2	7	2	81.0%
4	E. Stella	Germany	5	378	17	7	10	3	7	4	70.8%
6	J. Sexton	Ireland	4	259	15	2	5	0	10	2	88.2%
7	O. Farrell	England	6	417	14	8	9	2	5	6	63.6%
8	R. Mo'unga	New Zealand	4	210	13	3	5	0	8	3	81.3%
9	M. Libbok	South Africa	4	257	12	8	6	4	6	4	60.0%
9	W. Piotrowicz	Poland	5	331	12	5	7	3	5	2	70.6%

GOAL KICKING (%)*

		Games	Kicks	Made	Available Points	Points Scored	Expected Points	Pts Gained	Goal Kicking %	
1	Paolo Garbisi	Italy	2	5	5	13	13	9.9	3.1	100.0%
1	Marcus Smith	England	2	5	5	14	14	12.3	1.7	100.0%
1	Leigh Halfpenny	Wales	3	7	7	17	17	15.0	2.1	100.0%
1	Quade Cooper	Australia	2	6	6	14	14	8.6	5.4	100.0%
5	Johnny Sexton	Ireland	4	17	15	39	35	31.7	3.3	88.2%
6	Dan Biggar	Wales	4	8	7	18	15	15.5	-0.5	87.5%
7	Thomas Ramos	France	6	39	34	93	81	73.6	7.4	87.2%
8	D'Angelo Leuila	Samoa	1	7	6	17	14	12.9	1.1	85.7%
9	Emiliano Boffelli	Argentina	3	12	10	29	24	21.8	2.2	83.3%
10	Luka Matkava	Georgia	6	27	22	55	45	47.1	-2.1	81.5%

*Minimum 5 Kicks at Goal



PLAYER RANKINGS - TRIES

2023 INTERNATIONALS

TRIES

			Games	Minutes Played	Tries	Tries / 80
1	A. Tabutsadze	Georgia	6	450	9	1.6
2	D. Penaud	France	6	480	6	1.0
3	D. van der Merwe	Scotland	7	543	4	0.6
3	H. Jones	Scotland	7	556	4	0.6
3	B. Kinghorn	Scotland	8	355	4	0.9
3	K. Steyn	Scotland	7	549	4	0.6
3	G. Chkoidze	Georgia	5	213	4	1.5
8	C. Ollivon	France	6	436	3	0.6
8	T. Ramos	France	6	461	3	0.5
8	J. Lowe	Ireland	5	400	3	0.6
8	M. Sharikadze	Georgia	4	279	3	0.9
8	K. Arendse	South Africa	3	133	3	1.8
8	G. Tsutskiridze	Georgia	6	378	3	0.6
8	D. Graham	Scotland	2	152	3	1.6

TRY ASSISTS

			Games	Minutes Played	Try Assists	Try Assists / 80
1	A. Dupont	France	6	452	6	1.1
2	F. Russell	Scotland	6	480	5	0.8
3	D. McKenzie	New Zealand	2	129	4	2.5
3	O. Paine	Germany	5	315	4	1.0
3	R. Ntamack	France	6	422	4	0.8
6	T. Ramos	France	6	461	3	0.5
6	S. Kerevi	Australia	4	264	3	0.9
6	R. Webb	Wales	4	148	3	1.6
6	T. Allan	Italy	7	488	3	0.5
6	S. Tuipulotu	Scotland	7	517	3	0.5
6	G. Aprasidze	Georgia	5	161	3	1.5
6	T. Abzhandadze	Georgia	4	260	3	0.9
6	A. Tabutsadze	Georgia	6	450	3	0.5
6	D. Toala	Samoa	2	119	3	2.0

TRY INVOLVEMENTS

			Games	Minutes Played	Try Involvements	% of Team Total
1	A. Tabutsadze	Georgia	6	450	12	18.5%
2	D. Penaud	France	6	480	7	14.3%
3	T. Ramos	France	6	461	6	12.2%
3	D. van der Merwe	Scotland	7	543	6	12.2%
3	F. Russell	Scotland	6	480	6	12.2%
3	A. Dupont	France	6	452	6	12.2%
3	O. Paine	Germany	5	315	6	31.6%
3	R. Ntamack	France	6	422	6	12.2%
9	J. Lowe	Ireland	5	400	5	13.5%
9	H. Jones	Scotland	7	556	5	10.2%
9	B. Kinghorn	Scotland	8	355	5	10.2%
9	K. Steyn	Scotland	7	549	5	10.2%
9	D. Ninashvili	Georgia	4	309	5	9.4%
9	L. Matkava	Georgia	6	220	5	7.7%

■ FRANCE

■ FIJI

PLAYER RANKINGS - CARRIES

2023 INTERNATIONALS

CARRIES

			Games	Total
1	F. Steward	England	7	79
2	F. Russell	Scotland	6	75
3	P. Schoeman	Scotland	7	71
4	D. van der Merwe	Scotland	7	68
4	S. Negri	Italy	6	68
6	C. Doris	Ireland	6	66
7	J. Brex	Italy	6	63
7	E. Genge	England	7	63
9	T. Allan	Italy	7	61
10	T. Faletau	Wales	5	60
10	A. Dupont	France	6	60
10	S. Tuipulotu	Scotland	7	60

			Minutes	Per 80*
1	T. Faletau	Wales	331	14.5
2	W. Jordan	New Zealand	240	14.0
3	S. Negri	Italy	391	13.9
4	P. Schoeman	Scotland	418	13.6
5	G. Alldritt	France	351	13.4
6	B. Aki	Ireland	268	13.4
7	S. McCloskey	Ireland	278	13.2
8	E. Genge	England	381	13.2
9	C. Doris	Ireland	411	12.8
10	A. Savea	New Zealand	320	12.8

METRES

			Games	Total
1	D. van der Merwe	Scotland	7	717
2	B. Kinghorn	Scotland	8	650
3	F. Steward	England	7	635
4	H. Jones	Scotland	7	586
5	T. Ramos	France	6	568
6	H. Keenan	Ireland	5	564
7	J. Lowe	Ireland	5	535
8	A. Tabutsadze	Georgia	6	528
9	F. Russell	Scotland	6	496
10	D. Penaud	France	6	435

			Minutes	Per 80*
1	B. Kinghorn	Scotland	355	146.5
2	H. Keenan	Ireland	360	125.3
3	W. Jordan	New Zealand	240	116.2
4	J. Lowe	Ireland	400	107.1
5	D. van der Merwe	Scotland	543	105.6
6	A. Capuozzo	Italy	240	100.6
7	F. Steward	England	510	99.7
8	T. Ramos	France	461	98.6
9	L. Rees-Zammit	Wales	264	97.7
10	A. Tabutsadze	Georgia	450	93.8

DEFENDERS BEATEN

			Games	Total
1	D. van der Merwe	Scotland	7	50
2	D. Penaud	France	6	30
3	D. Niniashvili	Georgia	4	23
4	H. Jones	Scotland	7	22
4	E. Dumortier	France	6	22
6	A. Tabutsadze	Georgia	6	21
7	B. Kinghorn	Scotland	8	20
7	A. Capuozzo	Italy	3	20
9	G. Fickou	France	6	19
10	K. Steyn	Scotland	7	17
10	F. Steward	England	7	17
10	L. Wolf	Germany	5	17
10	P. Zeszutek	Poland	5	17

			Minutes	Per 80*
1	D. van der Merwe	Scotland	543	7.4
2	A. Capuozzo	Italy	240	6.7
3	D. Niniashvili	Georgia	309	6.0
4	D. Penaud	France	480	5.0
5	B. Kinghorn	Scotland	355	4.5
6	A. Watson	England	256	4.1
7	O. Lawrence	England	296	4.1
8	V. Lobzhanidze	Georgia	278	4.0
9	W. Jordan	New Zealand	240	4.0
10	E. Dumortier	France	441	4.0

*Minimum 240 minutes played



PLAYER RANKINGS - PASSING

2023 INTERNATIONALS

PASSES

			Games	Total
1	J. van Poortvliet	England	7	317
2	A. Dupont	France	6	315
3	B. White	Scotland	6	309
4	T. Williams	Wales	7	296
5	S. Varney	Italy	5	283
6	A. Smith	New Zealand	4	262
7	G. Bertranou	Argentina	4	259
8	O. Paine	Germany	5	236
9	F. Russell	Scotland	6	217
10	V. Lobzhanidze	Georgia	6	210

			Minutes	Per 80*
1	G. Bertranou	Argentina	248	83.5
2	S. Varney	Italy	300	75.5
3	B. White	Scotland	333	74.2
4	T. Williams	Wales	338	70.1
5	J. van Poortvliet	England	368	68.9
6	V. Lobzhanidze	Georgia	278	60.4
7	O. Paine	Germany	315	59.9
8	A. Dupont	France	452	55.8
9	F. Russell	Scotland	480	36.2
10	P. Garbisi	Italy	312	32.1

PASSING ACCURACY**

			Total	%
1	A. Smith	New Zealand	262	97.7%
2	T. Williams	Wales	296	97.6%
3	O. Paine	Germany	236	97.5%
4	G. Bertranou	Argentina	259	96.9%
5	J. van Poortvliet	England	317	96.8%
6	S. Varney	Italy	283	96.8%
7	A. Dupont	France	315	96.5%
8	B. White	Scotland	309	96.4%
9	V. Lobzhanidze	Georgia	210	95.7%
10	F. Russell	Scotland	217	91.7%

BREAK ASSIST PASSES

			Games	Total
1	F. Russell	Scotland	6	7
1	M. Hansen	Ireland	5	7
3	J. Brex	Italy	6	6
3	P. Garbisi	Italy	4	6
5	O. Farrell	England	6	4
5	T. Allan	Italy	7	4
5	B. Kinghorn	Scotland	8	4
5	L. Matkava	Georgia	6	4
9	C. Ollivon	France	6	3
9	B. Aki	Ireland	5	3
9	D. McKenzie	New Zealand	2	3
9	A. Dupont	France	6	3
9	M. Sharikadze	Georgia	4	3
9	J. Barrett	New Zealand	3	3
9	R. Parkinson	Germany	3	3
9	R. Ntamack	France	6	3
9	S. Carreras	Argentina	4	3
9	M. Nawaqanitawase	Australia	3	3
9	S. Ravutaumada	Fiji	3	3

OFFLOADS

			Games	Total
1	F. Russell	Scotland	6	16
2	P. Bruno	Italy	6	10
3	N. Tompkins	Wales	3	9
4	T. Faletau	Wales	5	8
5	L. Williams	Wales	4	7
5	A. Dupont	France	6	7
5	M. Nawaqanitawase	Australia	3	7
8	H. Jones	Scotland	7	6
8	B. Kinghorn	Scotland	8	6
8	M. Hansen	Ireland	5	6
8	W. Jordan	New Zealand	3	6
8	D. Niniashvili	Georgia	4	6

			Minutes	Per 80*
1	F. Russell	Scotland	480	2.7
2	M. Nawaqanitawase	Australia	240	2.3
3	P. Bruno	Italy	379	2.1
4	W. Jordan	New Zealand	240	2.0
5	L. Williams	Wales	281	2.0
6	T. Faletau	Wales	331	1.9
7	S. Ravutaumada	Fiji	240	1.7
8	D. Niniashvili	Georgia	309	1.6
9	B. Kinghorn	Scotland	355	1.4
10	A. Capuozzo	Italy	240	1.3

*Minimum 240 minutes played **Minimum 200 Passes



PLAYER RANKINGS - KICKS

2023 INTERNATIONALS

KICKS IN PLAY

			Games	Total
1	F. Russell	Scotland	6	85
2	A. Dupont	France	6	62
3	J. van Poortvliet	England	7	59
4	O. Farrell	England	6	53
5	T. Ramos	France	6	46
6	T. Williams	Wales	7	43
7	J. Gott	Belgium	4	40
8	V. Lobzhanidze	Georgia	6	39
8	R. Ntamack	France	6	39
10	T. Allan	Italy	7	35
10	B. White	Scotland	6	35

			Minutes	Per 80*
1	F. Russell	Scotland	480	14.2
2	J. van Poortvliet	England	368	12.8
3	V. Lobzhanidze	Georgia	278	11.2
4	A. Dupont	France	452	11.0
5	T. Williams	Wales	338	10.2
6	O. Farrell	England	417	10.2
7	J. Gott	Belgium	320	10.0
8	D. Biggar	Wales	282	9.4
9	B. White	Scotland	333	8.4
10	T. Ramos	France	461	8.0

KICKING METRES

			Games	Total
1	F. Russell	Scotland	6	2,699
2	A. Dupont	France	6	1,948
3	O. Farrell	England	6	1,600
4	J. van Poortvliet	England	7	1,583
5	T. Ramos	France	6	1,528
6	R. Ntamack	France	6	1,526
7	J. Gott	Belgium	4	1,419
8	V. Lobzhanidze	Georgia	6	1,199
9	J. Lowe	Ireland	5	1,135
10	T. Williams	Wales	7	1,130

			Minutes	Per 80*
1	F. Russell	Scotland	480	449.8
2	J. Gott	Belgium	320	354.7
3	V. Lobzhanidze	Georgia	278	345.0
4	A. Dupont	France	452	344.8
5	J. van Poortvliet	England	368	344.2
6	O. Farrell	England	417	306.9
7	R. Ntamack	France	422	289.3
8	T. Williams	Wales	338	267.3
9	B. White	Scotland	333	266.8
10	T. Ramos	France	461	265.1

METRES / KICKS IN PLAY**

			Games	Avg*
1	Blair Kinghorn	Scotland	8	47.2
2	Freddie Steward	England	7	43.3
3	Romain Ntamack	France	6	39.1
4	Samu Kerevi	Australia	4	38.5
5	Hugo Keenan	Ireland	5	37.5
6	Jordan Gott	Belgium	4	35.5
7	James Lowe	Ireland	5	35.5
8	Davit Niniashvili	Georgia	4	35.4
9	Duncan Paia'aua	Samoa	3	34.3
10	Santiago Carreras	Argentina	4	33.7

*Minimum 240 minutes played **Minimum 2 Kicks / 80min



PLAYER RANKINGS - LINEOUTS

2023 INTERNATIONALS

LINEOUTS WON (INC. STEALS)

		Games	Total	
1	F. Ruzza	Italy	7	51
2	R. Gray	Scotland	6	25
3	B. Saghinadze	Georgia	5	24
4	M. Kruzycki	Poland	5	23
5	M. Itoje	England	6	20
5	A. Beard	Wales	6	20
7	N. Cheishvili	Georgia	5	19
7	J. Gonzalez	Argentina	4	19
9	I. Henderson	Ireland	5	18
9	J. Ryan	Ireland	5	18
9	T. Flament	France	6	18
9	O. Chessum	England	4	18
9	O. Stein	Germany	5	18

		Minutes	Per 80*	
1	F. Ruzza	Italy	560	7.3
2	M. Kruzycki	Poland	332	5.5
3	R. Gray	Scotland	380	5.3
4	J. Gonzalez	Argentina	301	5.0
5	N. Frost	Australia	240	5.0
6	B. Saghinadze	Georgia	390	4.9
7	O. Chessum	England	320	4.5
8	J. Tipuric	Wales	294	4.4
9	N. Cheishvili	Georgia	362	4.2
10	P. O'Mahony	Ireland	277	4.0

LINEOUT STEALS

		Games	Total	
1	J. Ryan	Ireland	5	5
1	B. Saghinadze	Georgia	5	5
3	R. Meli Derenalagi	Fiji	2	4
4	R. Gray	Scotland	6	3
4	S. Ferreira	Germany	4	3
4	F. Ruzza	Italy	7	3
4	N. Frost	Australia	3	3
4	T. Vaa'i	New Zealand	3	3
4	M. Kruzycki	Poland	5	3
10	J. George	England	6	2
10	C. Lawes	England	2	2
10	J. Tipuric	Wales	4	2
10	G. Gilchrist	Scotland	5	2
10	G. Turner	Scotland	7	2
10	J. Moore	Japan	3	2

		Minutes	Per 80*	
1	B. Saghinadze	Georgia	390	1.0
2	J. Ryan	Ireland	400	1.0
2	N. Frost	Australia	240	1.0
4	S. Ferreira	Germany	309	0.8
5	M. Kruzycki	Poland	332	0.7
6	J. Cornelsen	Japan	240	0.7
7	R. Gray	Scotland	380	0.6
8	G. Gilchrist	Scotland	263	0.6
9	J. Tipuric	Wales	294	0.5
10	J. Gonzalez	Argentina	301	0.5

LINEOUT THROWS WON

		Games	Total	
1	J. George	England	6	64
2	G. Turner	Scotland	7	63
3	G. Nicotera	Italy	6	58
4	K. Owens	Wales	5	48
5	J. Montoya	Argentina	4	44
6	J. Marchand	France	6	43
7	G. Buczek	Poland	4	41
8	S. Mamukashvili	Georgia	5	37
9	G. Chkoidze	Georgia	5	34
10	D. Sheehan	Ireland	4	33

LINEOUT SUCCESS RATE**

		Games	Total*	
1	J. Montoya	Argentina	4	93.6%
2	J. George	England	6	92.8%
3	G. Turner	Scotland	7	91.3%
4	G. Nicotera	Italy	6	89.2%
5	J. Marchand	France	6	87.8%
6	K. Owens	Wales	5	87.3%
7	G. Buczek	Poland	4	78.8%
8	A. Cuffolo	Belgium	5	72.7%

*Minimum 240 minutes played **Minimum 2 lineout throws / 80



PLAYER RANKINGS - TACKLES & TURNOVERS

2023 INTERNATIONALS

SUCCESSFUL TACKLES

			Games	Total
1	M. Fagerson	Scotland	7	105
2	T. Flament	France	6	87
3	C. Ollivon	France	6	85
4	L. Cannone	Italy	7	80
5	G. Nicotera	Italy	6	79
6	L. Ludlam	England	6	77
7	M. Itoje	England	6	73
8	G. Fickou	France	6	72
9	F. Ruzza	Italy	7	71
10	D. Fischetti	Italy	7	69

			Minutes	Per 80*
1	J. Willis	England	248	20.3
2	J. Morgan	Wales	272	19.7
3	M. Fagerson	Scotland	473	17.8
4	G. Nicotera	Italy	361	17.5
5	J. Gray	Scotland	240	17.0
6	R. Valetini	Australia	320	16.8
7	J. Tipuric	Wales	294	15.8
8	C. Ollivon	France	436	15.6
9	D. Jenkins	Wales	278	15.5
10	L. Cannone	Italy	422	15.2

DOMINANT TACKLES

			Games	Total
1	D. Fischetti	Italy	7	11
2	B. Saghinadze	Georgia	5	9
3	J. Tipuric	Wales	4	8
3	L. Ludlam	England	6	8
3	J. Morgan	Wales	4	8
6	M. Itoje	England	6	7
6	S. Barrett	New Zealand	3	7
6	L. Cannone	Italy	7	7
9	A. Alaalatoa	Australia	3	6
9	J. Gray	Scotland	5	6

TACKLE SUCCESS RATE**

			Minutes	%*
1	K. Mikautadze	Georgia	324	100.0%
1	J. Dempsey	Scotland	372	100.0%
1	J. Gray	Scotland	240	100.0%
1	S. Barrett	New Zealand	240	100.0%
1	G. Gilchrist	Scotland	263	100.0%
1	J. Cornelsen	Japan	240	100.0%
1	W. Jordan	New Zealand	240	100.0%
8	J. Tipuric	Wales	294	98.3%
9	J. Ryan	Ireland	400	97.1%
10	T. Flament	France	463	96.7%

TURNOVERS WON

			Games	Total
1	B. Saghinadze	Georgia	5	7
2	S. Kitshoff	South Africa	3	6
2	J. Ritchie	Scotland	6	6
2	C. Doris	Ireland	6	6
5	S. Ferreira	Germany	4	5
5	J. Ryan	Ireland	5	5
5	R. Meli Derenalagi	Fiji	2	5
5	M. Zuliani	Italy	6	5
5	G. Chkoidze	Georgia	5	5
5	D. Wolf	Germany	5	5
5	O. Stein	Germany	5	5

			Minutes	Per 80*
1	B. Saghinadze	Georgia	390	1.4
2	S. Ferreira	Germany	309	1.3
3	C. Doris	Ireland	411	1.2
4	J. Tipuric	Wales	294	1.1
5	M. Hendrickx	Belgium	300	1.1
6	O. Stein	Germany	394	1.0
7	S. Barrett	New Zealand	240	1.0
7	J. Ritchie	Scotland	480	1.0
7	J. Ryan	Ireland	400	1.0
7	N. Frost	Australia	240	1.0

*Minimum 240 minutes played **Minimum 5 tackles / 80



PLAYER RANKINGS - DISCIPLINE

2023 INTERNATIONALS

PENS CONCEDED

		Games	Total	
1	K. Sinckler	England	6	7
1	J. Berger	Belgium	4	7
1	R. Gray	Scotland	6	7
1	J. Dempsey	Scotland	7	7
1	J. Montoya	Argentina	4	7
1	A. Beard	Wales	6	7
1	E. Genge	England	7	7
1	M. Fagerson	Scotland	7	7
1	S. Falatea	France	6	7
1	L. Cannone	Italy	7	7
1	D. Niniashvili	Georgia	4	7
1	S. Taufui Halaifonua	Poland	4	7

		Minutes	Per 80*	
1	A. Porter	Ireland	363	2.9
2	J. Schroder	Germany	250	2.6
3	T. Fidler	Poland	300	2.4
4	Z. Fagerson	Scotland	301	2.4
5	D. Fischetti	Italy	381	2.3
6	S. Rodwell	Germany	313	2.3
7	S. Taufui Halaifonua	Poland	275	2.0
8	J. Renc	Germany	358	2.0
9	J. Montoya	Argentina	287	2.0
10	T. Faletau	Wales	331	1.9

CARDS

		Games	Yellows	
1	L. Williams	Wales	4	2
1	L. Cannone	Italy	7	2
1	S. Abramishvili	Georgia	3	2
1	T. Deceuninck	Belgium	5	2
5	C. Ollivon	France	6	1
5	U. Atonio	France	4	1
5	J. Berger	Belgium	4	1
5	D. Porecki	Australia	4	1
5	D. de Allende	South Africa	2	1
5	R. Webb	Wales	4	1
5	S. Ferreira	Germany	4	1
5	F. Mostert	South Africa	2	1
5	S. Mamukashvili	Georgia	5	1
5	M. Sharikadze	Georgia	4	1
5	G. Turner	Scotland	7	1

		Games	Reds	
1	O. Farrell	England	6	1
1	P. Labuschagne	Japan	1	1
1	G. Gilchrist	Scotland	5	1
1	M. Leitch	Japan	1	1
1	Z. Fagerson	Scotland	5	1
1	M. Haouas	France	1	1
1	F. Steward	England	7	1
1	T. Deceuninck	Belgium	5	1

*Minimum 240 minutes played



PLAYER COMPARISON
2023 INTERNATIONALS
FRANCE & FIJI

PLAYER COMPARISON - POINTS

2023 INTERNATIONALS

POINTS							
FRANCE			FIJI				
		Games	Total			Games	Total
1	T. Ramos	6	99	1	C. Muntz	2	22
2	D. Penaud	6	30	2	W. Nayacalevu	2	10
3	C. Ollivon	6	15	2	F. Lomani	2	10
3	T. Flament	6	15	2	T. Ikanivere	3	10
5	M. Jalibert	4	11	5	B. Volavola	2	8

TRIES							
FRANCE			FIJI				
		Games	Total			Games	Total
1	D. Penaud	6	6	1	W. Nayacalevu	2	2
2	C. Ollivon	6	3	1	F. Lomani	2	2
2	T. Ramos	6	3	1	T. Ikanivere	3	2
2	T. Flament	6	3	4	J. Tuisova	2	1
5	G. Fickou	6	2	4	S. Matavesi	2	1
5	R. Ntamack	6	2	4	E. Mawi	3	1
5	E. Dumortier	6	2	4	P. Matawalu	2	1
				4	S. Kuruvoli	2	1
				4	I. Masi	1	1
				4	S. Ravutaumada	3	1

GOAL KICKING*									
FRANCE			FIJI						
		Made	Missed	%		Made	Missed	%	
1	M. Jalibert	3	0	100.0%	1	B. Volavola	4	1	80.0%
2	T. Ramos	34	5	87.2%	2	C. Muntz	9	3	75.0%

*Minimum 5 Kicks at Goal

PLAYER COMPARISON - CARRIES

2023 INTERNATIONALS

CARRIES							
FRANCE			FIJI				
		Games	Total				
1	A. Dupont	6	60	1	S. Maqala	2	25
2	G. Alldritt	6	59	2	S. Ravutaumada	3	18
3	T. Ramos	6	58	3	S. Radradra	2	17
4	G. Fickou	6	51	4	V. Mata	2	16
5	C. Ollivon	6	50	5	W. Nayacalevu	2	15
				5	A. Tuisue	2	15

METRES							
FRANCE			FIJI				
		Games	Total				
1	T. Ramos	6	568.1	1	W. Nayacalevu	2	226.3
2	D. Penaud	6	434.6	2	S. Ravutaumada	3	223.0
3	G. Fickou	6	336.2	3	S. Maqala	2	203.2
4	G. Alldritt	6	305.9	4	V. Mata	2	141.6
5	A. Dupont	6	298.5	5	J. Tuisova	2	139.3

DEFENDERS BEATEN							
FRANCE			FIJI				
		Games	Total				
1	D. Penaud	6	30	1	J. Tuisova	2	8
2	E. Dumortier	6	22	2	W. Nayacalevu	2	7
3	G. Fickou	6	19	3	S. Maqala	2	6
4	A. Dupont	6	16	4	V. Mata	2	5
5	T. Ramos	6	15	4	S. Ravutaumada	3	5

PLAYER COMPARISON - PASSING

2023 INTERNATIONALS

PASSES

FRANCE			FIJI		
	Games	Total		Games	Total
1 A. Dupont	6	315	1 S. Kuruvoli	2	73
2 R. Ntamack	6	94	2 F. Lomani	2	72
3 T. Ramos	6	67	3 C. Muntz	2	27
4 G. Fickou	6	43	4 P. Matawalu	2	19
5 B. Couilloud	3	40	5 S. Radradra	2	17

PASSING ACCURACY%**

FRANCE			FIJI		
	Games	Total		Games	Total
1 A. Dupont	6	96.5%			

OFFLOADS

FRANCE			FIJI		
	Games	Total		Games	Total
1 A. Dupont	6	7	1 S. Radradra	2	5
2 C. Ollivon	6	5	1 S. Ravutaumada	3	5
2 G. Fickou	6	5	3 S. Maqala	2	4
4 C. Baille	6	4	4 S. Matavesi	2	2
4 T. Ramos	6	4	4 P. Ravai	3	2
4 J. Marchand	6	4	4 F. Lomani	2	2
4 D. Penaud	6	4	4 J. Wainiqolo	2	2

PLAYER COMPARISON - KICKS

2023 INTERNATIONALS

KICKS IN PLAY

FRANCE			FIJI		
	Games	Total		Games	Total
1 A. Dupont	6	62	1 S. Kuruvoli	2	11
2 T. Ramos	6	46	2 B. Volavola	2	10
3 R. Ntamack	6	39	3 C. Muntz	2	8
4 M. Jalibert	4	11	4 F. Lomani	2	5
5 B. Dulin	1	10	5 J. Tuisova	2	4

KICKING METRES

FRANCE			FIJI		
	Games	Total		Games	Total
1 A. Dupont	6	1,948.2	1 S. Kuruvoli	2	357.0
2 T. Ramos	6	1,527.7	2 B. Volavola	2	340.8
3 R. Ntamack	6	1,526.0	3 C. Muntz	2	229.7
4 B. Dulin	1	367.6	4 J. Tuisova	2	182.1
5 M. Jalibert	4	359.2	5 V. Mata	2	109.2

METRES / KICKS IN PLAY**

FRANCE			FIJI		
	Games	Avg*		Games	Avg*
1 R. Ntamack	6	39.1			
2 T. Ramos	6	33.2	1 S. Ravutaumada	3	32.3
3 A. Dupont	6	31.4			

*Minimum 240 minutes played **Minimum 2 Kicks / 80min

PLAYER COMPARISON - LINEOUTS

2023 INTERNATIONALS

LINEOUTS WON (INC. STEALS)

FRANCE			FIJI				
	Games	Total		Games	Total		
1	T. Flament	6	18	1	R. Meli Derenalagi	2	8
2	C. Ollivon	6	17	1	I. Nasilasila	2	8
3	C. Woki	2	16	3	L. Tagitagivalu	2	6
4	S. Macalou	7	6	4	T. Mayanavanua	2	3
4	G. Alldritt	6	6	4	K. Kamikamica	2	3

LINEOUT STEALS

FRANCE			FIJI				
	Games	Total		Games	Total		
1	C. Woki	2	2				
2	C. Ollivon	6	1				
2	F. Verhaeghe	1	1				
2	P. Mauvaka	3	1	1	R. Meli Derenalagi	2	4
2	G. Barlot	3	1				
2	T. Flament	6	1				

LINEOUT THROWS WON

FRANCE			FIJI				
	Games	Total		Games	Total		
1	J. Marchand	6	43	1	S. Matavesi	2	17
2	P. Bourgarit	2	16	2	T. Ikanivere	3	11
3	P. Mauvaka	3	7				
3	G. Barlot	3	7	3	Z. Togatama	1	2
5	A. Dupont	6	3	4	J. Tuisova	2	1

PLAYER COMPARISON - TACKLES

2023 INTERNATIONALS

SUCCESSFUL TACKLES

FRANCE		Games	Total
1	T. Flament	6	87
2	C. Ollivon	6	85
3	G. Fickou	6	72
4	J. Marchand	6	62
5	A. Dupont	6	59

FIJI		Games	Total
1	L. Tagitagivalu	2	26
2	E. Mawi	3	17
3	P. Ravai	3	15
3	I. Nasilasila	2	15
5	S. Matavesi	2	13
5	L. Tagi	3	13

DOMINANT TACKLES

FRANCE		Games	Total
1	S. Falatea	6	6
1	P. Boudehent	2	6
3	P. Willemse	5	5
4	C. Ollivon	6	4
4	F. Cros	4	4
4	G. Alldritt	6	4
4	T. Flament	6	4

FIJI		Games	Total
1	L. Tagitagivalu	2	3
2	A. Tuisue	2	2
2	E. Mawi	3	2
2	T. Ikanivere	3	2
2	I. Nasilasila	2	2
2	J. Wainiqolo	2	2

TURNOVERS WON

FRANCE		Games	Total
1	R. Taofifenua	5	4
1	J. Marchand	6	4
3	S. Macalou	7	3
3	P. Mauvaka	3	3
5	C. Ollivon	6	2
5	J. Danty	3	2
5	C. Woki	2	2
5	G. Alldritt	6	2
5	G. Villiere	1	2

FIJI		Games	Total
1	R. Meli Derenalagi	2	5
2	L. Botia	1	1
2	B. Volavola	2	1
2	A. Tuisue	2	1
2	E. Mawi	3	1
2	S. Radradra	2	1
2	T. Ikanivere	3	1
2	J. Wainiqolo	2	1
2	S. Ravutaumada	3	1

PLAYER COMPARISON - DISCIPLINE

2023 INTERNATIONALS

PENS CONCEDED

FRANCE			FIJI		
	Games	Total		Games	Total
1 S. Falatea	6	7	1 I. Nasilasila	2	4
2 G. Fickou	6	6	2 V. Mata	2	3
3 C. Ollivon	6	5	3 P. Ravai	3	2
3 R. Taofifenua	5	5	3 L. Tagi	3	2
3 P. Willemse	5	5	3 F. Lomani	2	2
			3 S. Maqala	2	2

YELLOW CARDS

FRANCE			FIJI		
	Games	Total		Games	Total
1 C. Ollivon	6	1	1 S. Maqala	2	1
1 U. Atonio	4	1			

RED CARDS

FRANCE			FIJI		
	Games	Total		Games	Total
1 M. Haouas	1	1			

MATCH OFFICIALS

OFFICIALS - COMPETITION DATA

2023 INTERNATIONALS

COMPETITION TOTAL														
Referee	Games Refereed	Penalty Given	Foul	Lineout	Offside	Maul	Scrum	Ruck	Tackles	Other	Yellow Card	Red Card	Rucks 0-3 %	Scrum Played %
Andrew Brace	1	28	0	0	5	3	2	13	3	2	3	0	67.6%	50.0%
Angus Gardner	1	25	0	0	7	1	5	8	2	2	1	0	64.5%	30.8%
Ben O'Keefe	1	23	0	0	3	2	4	13	1	0	0	0	69.9%	35.7%
Damon Murphy	1	27	1	0	4	4	4	9	3	2	2	0	68.0%	52.9%
Jaco Peyper	1	20	1	2	1	0	3	7	5	1	1	1	60.6%	42.9%
James Doleman	1	21	0	2	1	3	4	9	1	1	2	0	68.9%	50.0%
Karl Dickson	1	28	1	0	5	0	3	13	3	3	1	0	61.2%	38.5%
Luke Pearce	1	16	0	0	2	1	3	7	1	2	0	0	64.0%	42.9%
Mathieu Raynal	1	15	0	0	0	0	3	10	0	2	0	0	47.4%	52.6%
Matthew Carley	1	25	0	2	4	3	1	9	3	3	1	0	68.6%	75.0%
Mike Adamson	1	20	0	0	3	0	4	7	3	3	0	0	61.0%	38.5%
Nic Berry	1	14	0	0	2	1	3	6	1	1	0	0	56.7%	66.7%
Nika Amashukeli	1	19	0	0	5	2	2	8	1	1	0	2	67.8%	58.3%
Paul Williams	1	19	0	0	2	1	3	12	0	1	0	0	60.2%	33.3%
Wayne Barnes	1	15	0	1	2	0	0	9	2	1	1	0	61.4%	80.0%
Season Total	15	315	3	7	46	21	44	140	29	25	12	3	62.8%	48.1%

COMPETITION AVERAGE														
Referee	Games Refereed	Penalty Given	Foul	Lineout	Offside	Maul	Scrum	Ruck	Tackles	Other	Yellow Card	Red Card	Rucks 0-3 %	Scrum Played %
Andrew Brace	1	28.0	0.0	0.0	5.0	3.0	2.0	13.0	3.0	2.0	3.0	0.0	67.6%	50.0%
Angus Gardner	1	25.0	0.0	0.0	7.0	1.0	5.0	8.0	2.0	2.0	1.0	0.0	64.5%	30.8%
Ben O'Keefe	1	23.0	0.0	0.0	3.0	2.0	4.0	13.0	1.0	0.0	0.0	0.0	69.9%	35.7%
Damon Murphy	1	27.0	1.0	0.0	4.0	4.0	4.0	9.0	3.0	2.0	2.0	0.0	68.0%	52.9%
Jaco Peyper	1	20.0	1.0	2.0	1.0	0.0	3.0	7.0	5.0	1.0	1.0	1.0	60.6%	42.9%
James Doleman	1	21.0	0.0	2.0	1.0	3.0	4.0	9.0	1.0	1.0	2.0	0.0	68.9%	50.0%
Karl Dickson	1	28.0	1.0	0.0	5.0	0.0	3.0	13.0	3.0	3.0	1.0	0.0	61.2%	38.5%
Luke Pearce	1	16.0	0.0	0.0	2.0	1.0	3.0	7.0	1.0	2.0	0.0	0.0	64.0%	42.9%
Mathieu Raynal	1	15.0	0.0	0.0	0.0	0.0	3.0	10.0	0.0	2.0	0.0	0.0	47.4%	52.6%
Matthew Carley	1	25.0	0.0	2.0	4.0	3.0	1.0	9.0	3.0	3.0	1.0	0.0	68.6%	75.0%
Mike Adamson	1	20.0	0.0	0.0	3.0	0.0	4.0	7.0	3.0	3.0	0.0	0.0	61.0%	38.5%
Nic Berry	1	14.0	0.0	0.0	2.0	1.0	3.0	6.0	1.0	1.0	0.0	0.0	56.7%	66.7%
Nika Amashukeli	1	19.0	0.0	0.0	5.0	2.0	2.0	8.0	1.0	1.0	0.0	2.0	67.8%	58.3%
Paul Williams	1	19.0	0.0	0.0	2.0	1.0	3.0	12.0	0.0	1.0	0.0	0.0	60.2%	33.3%
Wayne Barnes	1	15.0	0.0	1.0	2.0	0.0	0.0	9.0	2.0	1.0	1.0	0.0	61.4%	80.0%
Season Average	15	21.0	0.2	0.5	3.1	1.4	2.9	9.3	1.9	1.7	0.8	0.2	62.8%	48.1%

OFFICIALS - COMPETITION DATA

2023 INTERNATIONALS

COMPETITION TOTAL														
Referee	Games Refereed	Penalties Given	Foul	Lineout	Offside	Maul	Scrum	Ruck	Tackles	Other	Yellow Card	Red Card	% Ruck Speed 0-3	% Scrums Played
Adam Leal	2	58	1	3	8	8	10	17	6	4	5	0	59.4%	37.1%
Andrew Brace	5	125	1	1	14	8	15	65	14	4	8	0	53.7%	60.8%
Angus Gardner	6	131	0	2	20	7	20	66	10	6	1	1	61.3%	60.6%
Ben O'Keefe	5	119	3	5	24	4	14	53	4	11	7	0	64.1%	50.0%
Brendon Pickerill	3	64	0	0	14	1	7	33	6	2	2	0	62.1%	56.4%
Craig Evans	3	86	1	4	8	8	13	27	14	7	5	1	56.9%	42.9%
Damon Murphy	5	135	2	4	26	20	24	38	11	10	10	0	62.6%	48.6%
Frank Murphy	3	67	1	0	9	5	7	35	4	5	1	0	60.3%	57.4%
Graham Cooper	2	48	0	1	8	4	3	24	6	2	3	0	49.8%	50.0%
Jaco Peyper	6	126	0	7	20	11	24	44	14	5	7	1	64.0%	60.2%
James Doleman	4	107	1	1	21	7	14	48	7	5	7	1	62.9%	58.8%
Jordan Way	2	45	0	0	15	3	14	11	2	0	2	0	52.8%	44.4%
Karl Dickson	4	99	1	3	15	4	9	48	6	10	2	0	70.0%	55.0%
Luke Pearce	5	96	0	1	12	13	11	40	10	9	4	1	60.4%	54.7%
Mathieu Raynal	4	89	0	3	13	5	16	39	7	5	6	1	65.2%	47.3%
Matthew Carley	3	66	1	2	9	4	10	32	2	6	1	1	63.3%	50.0%
Mike Adamson	5	123	0	3	20	8	18	50	8	16	4	1	52.5%	59.2%
Nic Berry	5	111	1	1	20	10	7	61	6	4	7	1	56.6%	66.7%
Nika Amashukeli	4	93	0	1	19	4	6	46	10	7	7	1	70.6%	78.6%
Paul Williams	4	98	2	3	6	4	14	54	6	5	6	0	61.2%	46.3%
Romain Poite	2	49	1	1	8	3	11	21	1	3	2	0	55.0%	48.5%
Tual Trainini	2	57	1	0	6	8	5	26	5	6	4	1	60.5%	45.0%
Wayne Barnes	4	87	0	3	15	1	8	43	8	9	3	0	65.6%	60.8%

*Minimum 2 games refereed

MATCH OFFICIAL - PREVIOUS GAMES FOR TEAMS

Nic Berry

NIC BERRY AS MATCH OFFICIAL FOR FRANCE

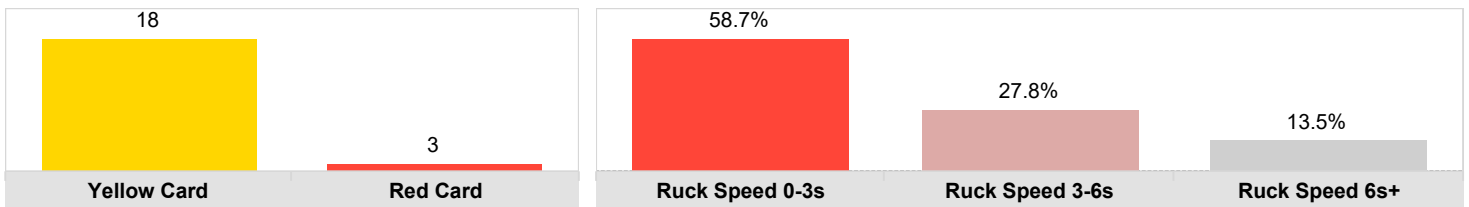
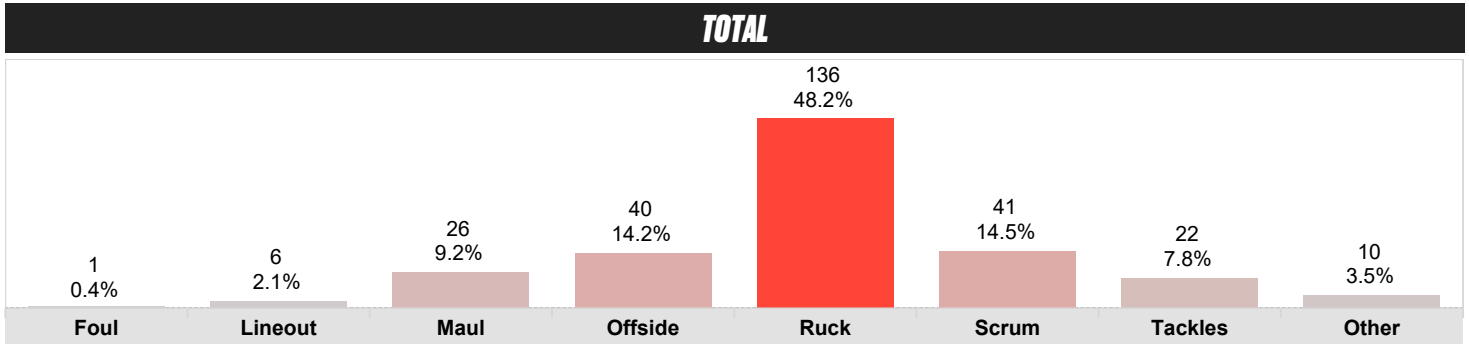
Fixtures	Date	Res.	Penalty Given	Foul	Lineout	Maul	Offside	Ruck	Scrum	Tackles	Other	Open Play	Yellow Card	Red Card	Rucks 0-3 %	Scrums Played %
France v Scotland	23/02/19	W	21	0	0	1	1	7	3	9	0	0	1	0	47.4%	35.7%
France v Tonga	06/10/19	W	13	2	0	0	0	2	3	5	1	1	0	0	55.9%	43.8%
France v Wales	18/03/23	W	14	0	0	1	2	6	3	1	1	0	0	0	56.7%	66.7%
France v Scotland	12/08/23	W	20	0	1	2	2	10	3	1	1	0	1	0	71.3%	50.0%

NIC BERRY AS MATCH OFFICIAL FOR FIJI

Fixtures	Date	Res.	Penalty Given	Foul	Lineout	Maul	Offside	Ruck	Scrum	Tackles	Other	Open Play	Yellow Card	Red Card	Rucks 0-3 %	Scrums Played %
Maori All Blacks v Fiji	20/07/19	L	15	1	0	2	1	0	3	8	0	0	0	0	50.3%	50.0%
Wales v Fiji	14/11/21	L	26	1	1	4	4	13	0	1	1	0	2	1	51.9%	83.3%
Scotland v Fiji	05/11/22	L	29	0	1	3	4	14	5	2	0	0	5	0	68.6%	46.7%

MATCH OFFICIAL - OVERVIEW - LAST 5 YEARS

Nic Berry



Fixtures	Date	Penalty Given	Foul	Lineout	Maul	Offside	Ruck	Scrum	Tackles	Other	Open Play	Yellow Card	Red Card	Rucks 0-3 %	Scrums Played %
Australia v New Zealand	07/11/20	24	0	2	3	1	12	1	4	1	0	2	2	55%	67%
Argentina v New Zealand	28/11/20	21	0	1	2	2	8	5	2	1	0	1	0	64%	48%
South Africa v British & Irish Lions	24/07/21	22	0	0	3	2	8	3	4	0	0	0	0	50%	58%
New Zealand v Argentina	12/09/21	29	0	0	2	4	13	7	2	1	0	2	0	73%	38%
Scotland v Tonga	30/10/21	21	0	0	1	4	11	2	1	2	0	2	0	54%	73%
Wales v Fiji	14/11/21	26	1	1	4	4	13	0	1	1	0	2	1	52%	83%
Wales v Scotland	12/02/22	21	0	0	2	2	14	1	1	1	0	1	0	53%	54%
Argentina v Scotland	02/07/22	20	0	0	1	4	10	4	1	0	0	0	0	59%	53%
New Zealand v Argentina	03/09/22	23	0	0	2	6	13	0	2	0	0	2	0	66%	85%
Scotland v Fiji	05/11/22	29	0	1	3	4	14	5	2	0	0	5	0	69%	47%
France v Wales	18/03/23	14	0	0	1	2	6	3	1	1	0	0	0	57%	67%
Wales v England	05/08/23	15	0	0	0	3	4	7	0	1	0	0	0	44%	32%
France v Scotland	12/08/23	20	0	1	2	2	10	3	1	1	0	1	0	71%	50%
Referee Average		21.9	0.1	0.5	2.0	3.1	10.5	3.2	1.7	0.8	0.0	1.4	0.2	59%	55%
All Competitions Average		23.0	0.2	0.6	1.7	3.3	9.7	3.6	2.2	1.5	0.0	1.2	0.2	60%	52%