

INSIGHTS PRESENTED BY Sage



# ***PREVIEW REPORT***

***ENGLAND - FIJI***

***SUMMER NATIONS SERIES 2023***

***WEEK 5***

***26/08/2023***





## ENGLAND vs FIJI

2023 SUMMER NATIONS SERIES



### OPTA FACTS

- England have won all seven of their previous Test matches against Fiji, scoring 25+ points and leading at half-time in each of those fixtures – England's most recent win against Fiji came by a margin of 43 points (58-15 in November 2016), their heaviest ever win against them.
- England have won just one of their last five Test matches (L4) after winning two in a row previously, however, their sole win during that period came in their last outing at Twickenham (19-17 v Wales) and they have not lost at home to Oceanic opposition since November 2018 (15-16 v New Zealand).
- England have won two of their last three Test matches on home soil (L1) after going winless in their previous three, however, they have not won back-to-back games at Twickenham since a run of eight straight victories between February 2021 and February 2022.
- Fiji have won three of their last four Test matches (L1) after losing four in a row previously and have scored 2+ tries in each of their last 12 games, including 4+ tries in each of those three wins.
- Fiji are winless in their last five Test matches against European opposition (D1 L4) after winning four in five against such opposition previously (L1) – Fiji's last win against Tier 1 opposition on European soil came in November 2018 (21-14 v France).
- England are the only Tier 1 Test side to have attempted 30+ kicks in play per game in 2023 (31.0) and have also registered more kicking metres per game than any other team this year (963m), while Fiji also made the joint-most kicks in play per game of any side in this year's Pacific Nations Cup (19.3, also Samoa).
- Only South Africa (3.0m) have gained more metres per maul than England (2.8) among Tier 1 nations in Test rugby in 2023 – England have also scored more maul tries per game than any other Tier 1 side this year (0.5).
- Fiji registered more 22 entries per game than any other side in the 2023 Pacific Nations Cup (11.7) and also scored more points per attacking entry than any other team (2.8) – additionally, the Flying Fijians were also the only nation to concede fewer than two points per opposition entry into their own 22 (1.8).
- England's Freddie Steward has gained more metres than any other player in Tier 1 Test rugby in 2023 (583), while no player has won more turnovers (7) or hit more attacking rucks (207) than teammate Maro Itoje this year.
- Fiji trio Sireli Maqala (171), Waisea Nayacalevu (168) and Selestino Ravutaumada (165) gained more metres than any other players in this year's Pacific Nations Cup – Nayacalevu also ranked joint-first for line breaks in the competition, alongside teammate Josua Tuisova (3 each).

# ENGLAND MATCH SQUAD DETAILS

2023 AUTUMN NATIONS SERIES



#	Player	Age	Height	Weight	Caps	Points	Tries
15	Freddie Steward	22	196	105	25	35	7
14	Max Malins	26	182	88	20	10	2
13	Ollie Lawrence	23	180	100	13	10	2
12	Manu Tuilagi	32	185	111	52	95	19
11	Jonny May	33	188	90	72	175	35
10	George Ford	30	178	86	84	318	10
9	Alex Mitchell	26	180	83	5	5	1
1	Ellis Genge	28	186	117	51	30	6
2	Theo Dan	22	179	102	2	0	0
3	Dan Cole	36	190	123	101	20	4
4	Maro Itoje	28	196	115	69	25	5
5	Ollie Chessum	22	200	118	10	5	1
6	Courtney Lawes	34	201	115	99	5	1
7	Jack Willis	26	190	110	12	15	3
8	Ben Earl	25	186	102	17	0	0
16	Jack Walker	27	183	109	3	0	0
17	Joe Marler	33	183	114	81	0	0
18	Will Stuart	27	188	132	28	10	2
19	David Ribbans	27	202	121	7	0	0
20	Lewis Ludlam	27	192	104	20	5	1
21	Danny Care	36	173	84	89	79	14
22	Marcus Smith	24	175	82	23	170	7
23	Joe Marchant	27	183	89	18	5	1

# FIJI MATCH SQUAD DETAILS

2023 AUTUMN NATIONS SERIES

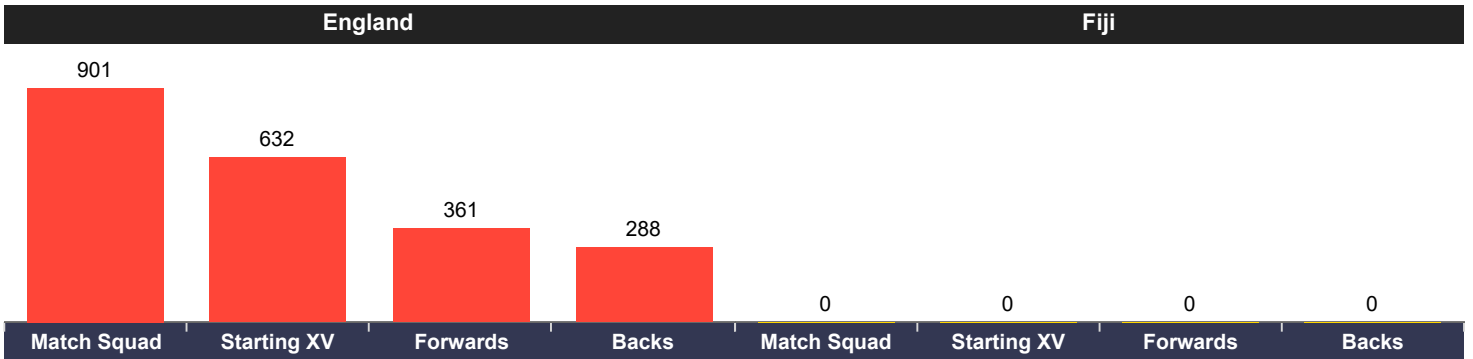


#	Player	Age	Height	Weight
15	Ilaisa Droasese	23	187	99
14	Selestino Ravutaumada	23	183	93
13	Waisea Nayacalevu	33	194	110
12	Semi Radradra	31	188	105
11	Vinaya Habosi	23	184	100
10	Caleb Muntz	23	178	87
9	Frank Lomani	27	179	86
1	Eroni Mawi	27	188	130
2	Sam Matavesi	31	183	102
3	Luke Tagi	26	187	130
4	Isoa Nasilasila	23	197	117
5	Te Ahiwaru Cirikidaveta	25	194	110
6	Albert Tuisue	30	188	115
7	Lekima Tagitagivalu	27	195	110
8	Viliame Mata	31	196	116
16	Zuriel Togatama	24	183	109
17	Jone Koroiduadua	24	182	114
18	Samuela Tawake	26	183	120
19	Temo Mayanavanua	25	197	120
20	Vilive Miramira	24	192	92
21	Simione Kuruvoli	24	173	74
22	Teti Tela	32	176	90
23	Kalaveti Ravouvou	25	186	94

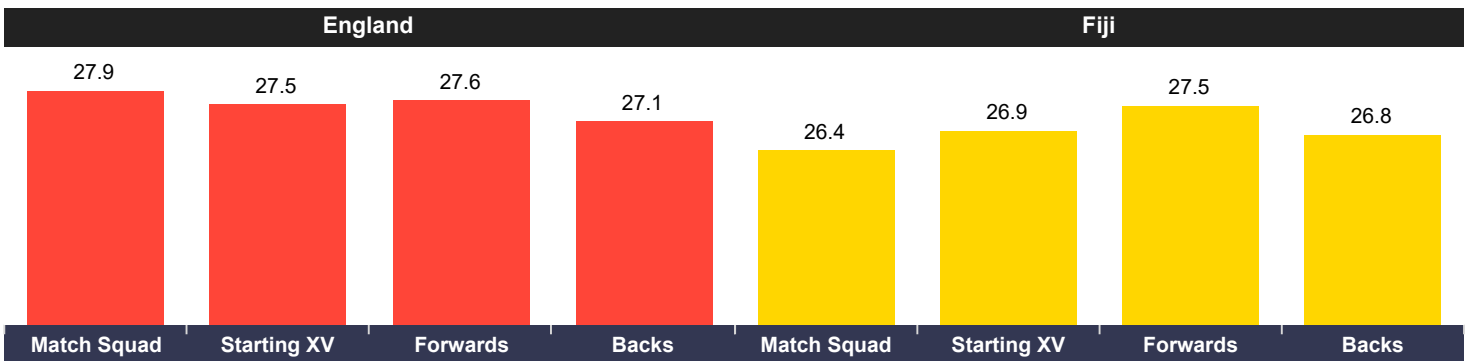
# MATCH SQUAD - SQUAD COMPARISON

2023 AUTUMN NATIONS SERIES

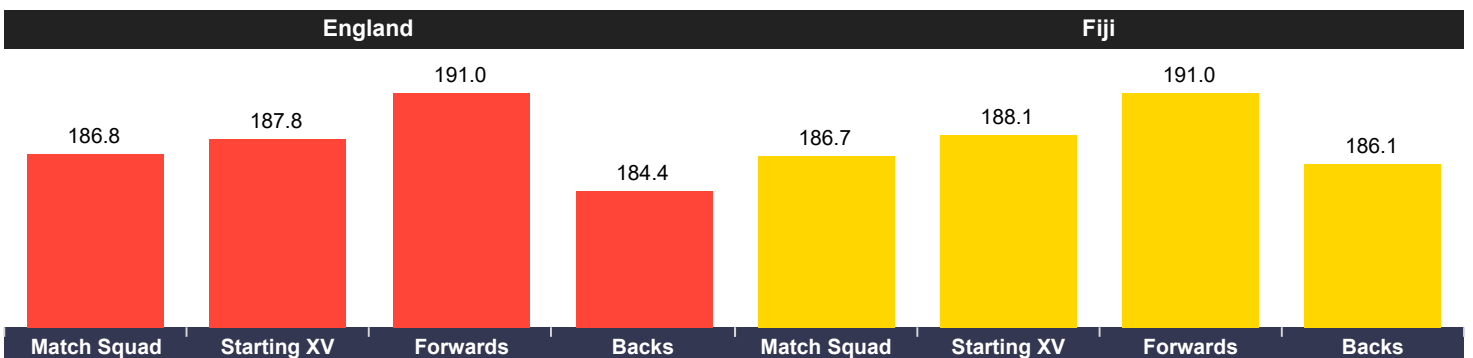
## CAPS - TOTAL



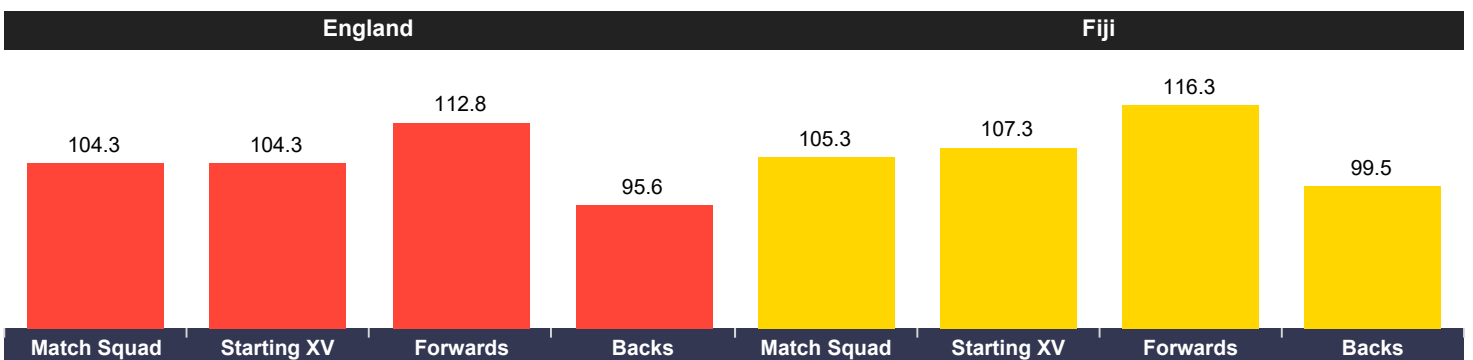
## AGE - AVERAGES



## HEIGHT - AVERAGES



## WEIGHT - AVERAGES



## LAST MATCH DETAILS

### ENGLAND

### Summer Nations Series v Ireland (19/08/2023) 29-10 (L)

#	Player	Minutes	Points	Tries	Ball Carries	Kicks	Tackles	Cards
15	Freddie Steward	80	0	0	11	3	5	0
14	Anthony Watson	69	0	0	5	1	8	0
13	Joe Marchant	80	0	0	6	0	10	0
12	Manu Tuilagi	61	0	0	8	0	8	0
11	Elliot Daly	80	0	0	7	0	6	0
10	George Ford	80	5	0	8	14	9	0
9	Ben Youngs	56	0	0	2	8	5	0
1	Ellis Genge	56	0	0	4	0	9	0
2	Jamie George	66	0	0	4	0	11	0
3	Will Stuart	45	0	0	1	0	3	0
4	Maro Itoje	80	0	0	2	0	7	0
5	David Ribbans	51	0	0	3	0	7	0
6	Courtney Lawes	75	0	0	5	0	6	0
7	Ben Earl	80	0	0	5	0	14	0
8	Billy Vunipola	52	0	0	6	0	7	1
16	Theo Dan	14	0	0	3	0	0	0
17	Joe Marler	24	0	0	1	0	3	0
18	Kyle Sinckler	35	5	1	4	0	8	0
19	Ollie Chessum	29	0	0	4	0	7	0
20	Jack Willis	5	0	0	0	0	1	0
21	Danny Care	24	0	0	5	1	0	0
22	Marcus Smith	11	0	0	2	0	0	0
23	Ollie Lawrence	19	0	0	1	0	2	0
<b>Team Total</b>		-	<b>10</b>	<b>1</b>	<b>97</b>	<b>27</b>	<b>136</b>	<b>1</b>

### FJI

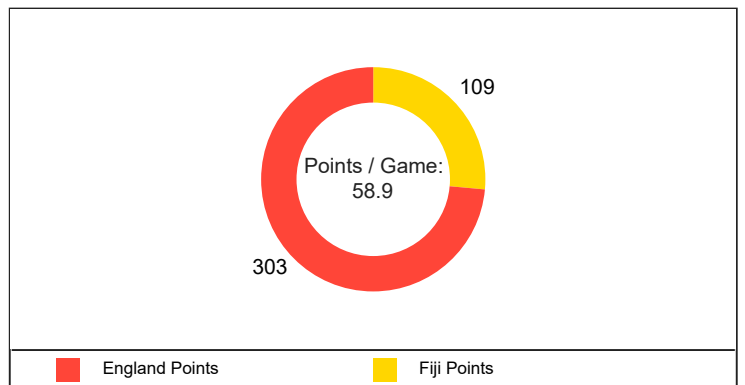
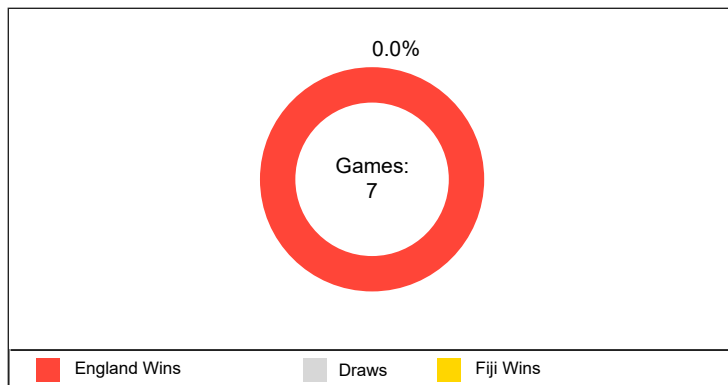
### Summer Nations Series v France (19/08/2023) 34-17 (L)

#	Player	Minutes	Points	Tries	Ball Carries	Kicks	Tackles	Cards
15	Sireli Maqala	66	0	0	9	1	7	0
14	Jiuta Wainiqolo	71	0	0	4	1	12	0
13	Iosefo Masi	41	0	0	0	0	3	0
12	Semi Radradra	80	5	1	14	0	8	0
11	Vinaya Habosi	80	0	0	7	0	4	0
10	Caleb Muntz	80	7	0	5	0	8	0
9	Frank Lomani	80	0	0	5	13	9	0
1	Eroni Mawi	66	0	0	5	0	6	0
2	Tevita Ikanivere	52	5	1	6	0	4	0
3	Mesake Doge	42	0	0	1	0	7	0
4	Te Ahiwaru Cirikidaveta	80	0	0	6	0	9	0
5	Isoa Nasilasila	80	0	0	3	0	13	0
6	Ratu Meli Derenalagi	30	0	0	2	0	1	0
7	Levani Botia	73	0	0	14	0	15	0
8	Viliame Mata	80	0	0	20	0	4	0
16	Sam Matavesi	28	0	0	7	0	3	0
17	Jone Koroiduadua	14	0	0	7	0	0	0
18	Luke Tagi	38	0	0	10	0	1	0
19	Temo Mayanavanua	7	0	0	5	0	0	0
20	Albert Tuisue	50	0	0	5	0	7	0
21	Kalaveti Ravouvou	14	0	0	4	0	1	0
22	Simione Kuruvoli	9	0	0	1	0	1	0
23	Ilaisa Droasese	40	0	0	7	0	1	0
<b>Team Total</b>		-	<b>17</b>	<b>2</b>	<b>147</b>	<b>15</b>	<b>124</b>	<b>0</b>

# HEAD TO HEAD

All Time

	Games	England Wins	Draws	Fiji Wins
Overall:	7	7	0	0
England at Home:	5	5	0	0
Fiji at Home:	2	2	0	0
Neutral Venue:				



## LAST 10 MEETINGS

Year	Date	Team	Score	Opposition	Venue	Winner
2016	19/11/2016	England	58-15	Fiji	Twickenham	England
2015	18/09/2015	England	35-11	Fiji	Twickenham	England
2012	10/11/2012	England	54-12	Fiji	Twickenham	England
1999	20/10/1999	England	45-24	Fiji	Twickenham	England
1991	20/07/1991	Fiji	12-28	England	Suva	England
1989	04/11/1989	England	58-23	Fiji	Twickenham	England
1988	16/06/1988	Fiji	12-25	England	Suva	England

# RESULTS

Since 2022/23

ENGLAND								
Date	Opponent	Comp	H/A	Result	F	A	TF	TA
06/11/2022	Argentina	Autumn Nations Series	H	L	29	30	2	2
12/11/2022	Japan	Autumn Nations Series	H	W	52	13	7	1
19/11/2022	New Zealand	Autumn Nations Series	H	D	25	25	3	3
26/11/2022	South Africa	Autumn Nations Series	H	L	13	27	1	2
04/02/2023	Scotland	Six Nations	H	L	23	29	3	4
12/02/2023	Italy	Six Nations	H	W	31	14	5	2
25/02/2023	Wales	Six Nations	A	W	20	10	3	1
11/03/2023	France	Six Nations	H	L	10	53	1	7
18/03/2023	Ireland	Six Nations	A	L	16	29	1	4
05/08/2023	Wales	Summer Nations Series	A	L	9	20	0	2
12/08/2023	Wales	Summer Nations Series	H	W	19	17	1	2
19/08/2023	Ireland	Summer Nations Series	A	L	10	29	1	5
<b>Average</b>					<b>21.4</b>	<b>24.7</b>	<b>2.3</b>	<b>2.9</b>

FIJI								
Date	Opponent	Comp	H/A	Result	F	A	TF	TA
05/11/2022	Scotland	Autumn Nations Series	A	L	12	28	2	4
12/11/2022	Ireland	Autumn Nations Series	A	L	17	35	2	5
22/07/2023	Tonga	International	H	W	36	20	5	3
29/07/2023	Samoa	Summer Nations Series	A	W	33	19	4	3
05/08/2023	Japan	Summer Nations Series	A	W	35	12	5	2
19/08/2023	France	Summer Nations Series	A	L	17	34	2	3
<b>Average</b>					<b>25.0</b>	<b>24.7</b>	<b>3.3</b>	<b>3.3</b>

# FORM - ENGLAND

All Competitions

ENGLAND						
Record	Date	Opponent	Comp	Score	Days Since	Games Since
Last Win	12/08/2023	Wales	Summer Nations Series	19-17	12	1
Last Loss	19/08/2023	Ireland	Summer Nations Series	10-29	5	0
Last Home Win	12/08/2023	Wales	Summer Nations Series	19-17	12	1
Last Home Loss	11/03/2023	France	Six Nations	10-53	166	4
Last Away Win	25/02/2023	Wales	Six Nations	20-10	180	5
Last Away Loss	19/08/2023	Ireland	Summer Nations Series	10-29	5	0

FIJI						
Record	Date	Opponent	Comp	Score	Days Since	Games Since
Last Win	05/08/2023	Japan	Summer Nations Series	35-12	19	1
Last Loss	19/08/2023	France	Summer Nations Series	17-34	5	0
Last Home Win	22/07/2023	Tonga	International	36-20	33	3
Last Home Loss	16/07/2022	Samoa	Pacific Nations Cup	20-23	404	6
Last Away Win	05/08/2023	Japan	Summer Nations Series	35-12	19	1
Last Away Loss	19/08/2023	France	Summer Nations Series	17-34	5	0

# LAST MEETING - STATISTICS

## England 58-15 Fiji (2016-11-19 - International)

England		Fiji
9	Tries	3
5	Conversions	0
1	Penalty Goals	0
94	Ball Carries	131
7	Offloads	13
10	Line Breaks	6
0	Defenders Beaten	1
781	Carry Metres	757
224	Total Tackles	146
29	Missed Tackle	28
5	Turnovers Won	5
10	Turnover Conceded	16
12	Lineouts Won	14
0	Lineouts Lost	2
12	Total Penalties Conceded	10
17	Kicks in Play	10

#	Player	Minutes Played	Tries	Points	Ball Carries	Defenders Beaten	Tackles	Tackles - Success	Turnovers Won	Pens Conceded
15	Alex Goode	80	1	5	7	0	3	2	0	0
14	Semesa Rokoduguni	80	2	10	10	0	16	12	0	1
13	Jonathan Joseph	66	2	10	7	0	9	9	2	0
12	Owen Farrell	53	0	11	1	0	8	5	0	0
11	Elliot Daly	80	1	5	9	0	5	3	1	0
10	George Ford	80	0	2	6	0	16	15	0	0
9	Ben Youngs	53	0	0	2	0	1	0	0	0
1	Mako Vunipola	52	0	0	3	0	9	6	0	1
2	Dylan Hartley	52	0	0	1	0	13	12	0	0
3	Dan Cole	58	0	0	0	0	5	4	0	1
4	Joe Launchbury	80	2	10	7	0	21	21	0	0
5	Courtney Lawes	66	0	0	5	0	15	15	0	0
6	Chris Robshaw	80	0	0	6	0	16	16	1	3
7	Teimana Harrison	47	1	5	4	0	17	16	0	1
8	Billy Vunipola	80	0	0	13	0	20	16	1	1
16	Jamie George	28	0	0	2	0	14	11	0	0
17	Joe Marler	28	0	0	1	0	8	8	0	2
18	Kyle Sinckler	22	0	0	1	0	4	3	0	1
19	Charlie Ewels	14	0	0	2	0	3	2	0	0
20	Nathan Hughes	33	0	0	2	0	11	10	0	1
21	Danny Care	27	0	0	1	0	2	1	0	0
22	Ben Te'o	27	0	0	3	0	6	6	0	0
23	Henry Slade	14	0	0	1	0	2	2	0	0

#	Player	Minutes	Tries	Points	Ball Carries	Defenders Beaten	Tackles	Tackles - Success	Turnovers Won	Pens Conceded
15	Metuisela Talebula	80	1	5	11	0	5	3	0	0
14	Benito Masilevu	60	0	0	4	0	4	3	0	0
13	Asaeli Tikoirotuma	80	0	0	7	0	12	10	0	0
12	Albert Vulivuli	80	0	0	6	0	10	9	0	0
11	Nemani Nadolo	80	1	5	10	0	8	7	0	0
10	Josh Matavesi	80	0	0	5	0	10	9	1	0
9	Serupepeli Vularika	40	0	0	4	0	6	5	0	0
1	Campese Ma'afu	5	0	0	0	0	2	1	0	0
2	Sunia Koto	52	0	0	2	0	6	6	0	0
3	Manasa Saulo	66	0	0	3	0	5	4	0	0
4	Api Ratuniyarawa	54	0	0	7	0	5	5	0	2
5	Leone Nakarawa	80	1	5	15	0	9	6	2	2
6	Dominiko Waqaniburotu	76	0	0	5	0	15	11	0	0
7	Peceli Yato	80	0	0	5	0	11	9	0	1
8	Akapusi Qera	58	0	0	9	1	6	3	0	1
16	*Tuapati Talemaitoga	28	0	0	7	0	5	5	0	0
17	Peni Ravai	75	0	0	13	0	12	11	0	3
18	Lee-Roy Atalifo	14	0	0	0	0	0	0	0	0
19	Nemia Soqeta	26	0	0	4	0	6	5	0	1
20	Naulia Dawai	22	0	0	4	0	4	3	0	0
21	Eremasi Radrodro	4	0	0	0	0	0	0	0	1
22	Nikola Matawalu	40	0	0	7	0	2	2	0	3
23	Kini Murimurivalu	20	0	0	3	0	3	1	2	0

# ***TEAM ANALYSIS***

## ***2023 INTERNATIONALS***

# TEAM ANALYSIS - MATCH AVERAGES

2023 INTERNATIONALS

17.3	Points	30.3
1.9	Tries	4.0
71.9%	Goal Kicking %	81.0%
118.5	Carries	114.8
694.7	Carry Metres	791.5
9.1	Opposition 22 Entries	11.3
1.6	Points / Opp 22 Entry	2.5
3.8	Line Breaks	5.0
18.8	Defenders Beaten	21.3
4.4	Offloads	9.3
143.3	Passes	123.5
31.0	Kicks From Hand	18.3
157.5	Tackles	121.8
25.5	Missed Tackles	20.0
83.8%	Tackle %	83.6%
10.0	Dominant Tackles	7.0
9.6	Pens Conceded	10.0
0.5	Yellow Cards	0.3
3	Red Cards (Total)	0
4.4	Turnovers Won	4.5
14.5	Turnovers Conceded	13.5
90.1%	Lineout Success %	81.0%
91.1%	Scrum Success %	95.7%
96.0%	Ruck Success %	96.2%
50.3%	Gainline Forward %	53.5%

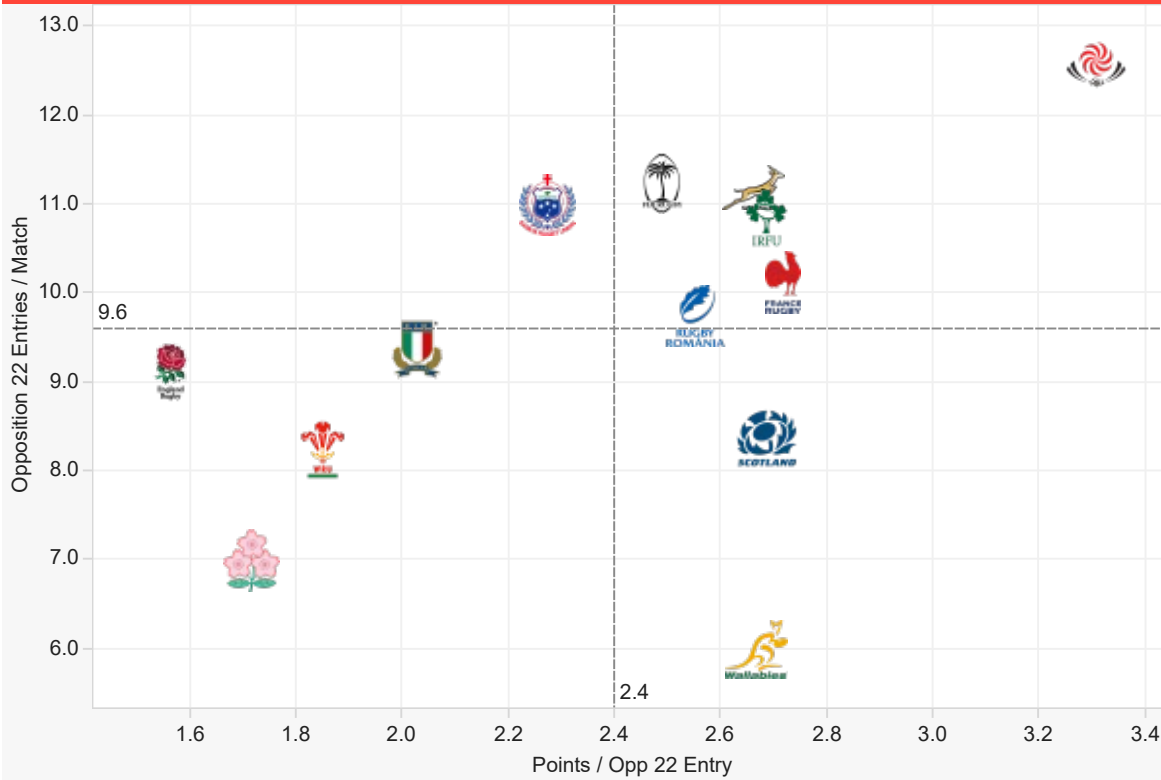
Ranking - Best to Worst

All stats are on a per match basis (unless stated otherwise)

# TEAM ANALYSIS - 22 ENTRIES

2023 INTERNATIONALS

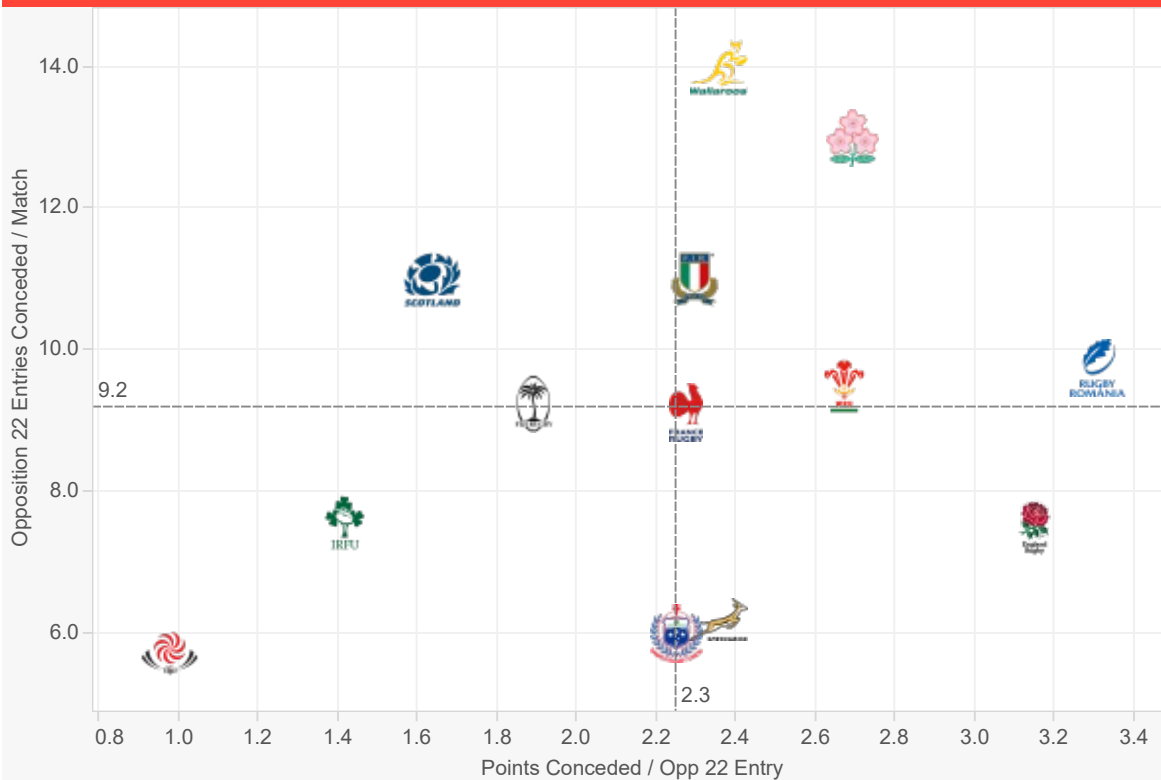
## 22 ENTRIES FOR



22 Entries / Match	
Georgia	12.6
Fiji	11.3
South Africa	11.2
Samoa	11.0
Ireland	10.9
France	10.1
Romania	9.8
Italy	9.4
England	9.1
Scotland	8.4
Wales	8.3
Japan	7.0
Australia	6.0

Points / Entry	
Georgia	3.3
France	2.7
Scotland	2.7
Ireland	2.7
Australia	2.7
South Africa	2.7
Romania	2.6
Fiji	2.5
Samoa	2.3
Italy	2.0
Wales	1.8
Japan	1.7
England	1.6

## 22 ENTRIES AGAINST



22 Entries Con. / Match	
Australia	14.0
Japan	13.0
Scotland	11.0
Italy	11.0
Romania	9.8
Wales	9.5
Fiji	9.3
France	9.1
Ireland	7.6
England	7.5
South Africa	6.2
Samoa	6.0
Georgia	5.7

Points Con / Entry	
Romania	3.3
England	3.2
Japan	2.7
Wales	2.7
Australia	2.4
South Africa	2.4
Italy	2.3
France	2.3
Samoa	2.3
Fiji	1.9
Scotland	1.6
Ireland	1.4
Georgia	1.0

# TEAM ANALYSIS - POINTS & TRIES

2023 INTERNATIONALS

	SCORED					CONCEDED				
	Total	1'-20'	21'-HT	HT-60'	61'-80'	Total	1'-20'	21'-HT	HT-60'	61'-80'
Argentina	80	6	23	18	33	118	38	21	27	32
Australia	70	36	3	7	24	124	18	31	30	45
England	131	33	34	27	37	194	30	40	55	69
Fiji	114	46	34	17	17	85	19	22	22	22
France	259	78	81	56	44	177	33	43	45	56
Georgia	296	71	71	66	88	54	14	16	10	14
Ireland	213	61	63	15	74	99	45	10	20	24
Italy	169	49	31	36	53	193	68	47	27	51
Japan	12	0	0	0	12	35	14	7	7	7
New Zealand	137	42	31	23	41	59	21	6	12	20
Samoa	53	3	15	21	14	42	20	19	3	0
Scotland	195	43	26	57	69	162	36	60	31	35
South Africa	140	26	29	41	44	97	31	22	6	38
Wales	123	31	19	45	28	220	55	48	57	60
<b>Total</b>	<b>1,992</b>	<b>525</b>	<b>460</b>	<b>429</b>	<b>578</b>	<b>1,659</b>	<b>442</b>	<b>392</b>	<b>352</b>	<b>473</b>

## TRIES PER PERIOD

	SCORED					CONCEDED				
	Total	1'-20'	21'-HT	HT-60'	61'-80'	Total	1'-20'	21'-HT	HT-60'	61'-80'
Argentina	9	0	2	2	5	16	5	3	4	4
Australia	9	5	0	1	3	16	2	4	4	6
England	14	2	4	3	5	26	3	5	8	10
Fiji	15	7	4	2	2	11	2	3	3	3
France	30	9	9	7	5	22	3	5	6	8
Georgia	44	10	11	10	13	6	1	1	2	2
Ireland	30	8	9	2	11	9	3	1	2	3
Italy	20	5	3	5	7	28	11	7	3	7
Japan	2	0	0	0	2	5	2	1	1	1
New Zealand	19	6	4	3	6	8	3	0	2	3
Samoa	7	0	2	3	2	4	3	1	0	0
Scotland	27	5	4	8	10	19	4	7	4	4
South Africa	19	3	4	6	6	10	3	1	0	6
Wales	14	3	1	6	4	27	5	5	8	9
<b>Total</b>	<b>259</b>	<b>63</b>	<b>57</b>	<b>58</b>	<b>81</b>	<b>207</b>	<b>50</b>	<b>44</b>	<b>47</b>	<b>66</b>

	SCORED								CONCEDED							
	Total	Counter Attack	Free Kick	Lineout	Scrum	Start Half	Tap Penalty	Turnover	Total	Counter Attack	Free Kick	Lineout	Scrum	Start Half	Tap Penalty	Turnover
Argentina	9	0	0	5	1	0	3	0	16	3	1	5	3	0	1	3
Australia	9	3	0	1	1	0	1	3	18	3	0	12	2	0	0	1
England	15	2	0	8	1	0	3	1	27	5	0	14	4	0	0	4
Fiji	16	3	0	7	4	0	1	1	11	0	0	5	2	0	2	2
France	30	6	0	11	3	0	2	8	23	6	0	11	2	1	1	2
Georgia	45	2	0	24	4	2	3	10	6	0	0	4	0	0	1	1
Ireland	30	6	0	12	4	0	3	5	9	3	0	4	0	0	1	1
Italy	21	5	0	11	3	0	1	1	31	2	0	15	5	0	4	5
Japan	2	0	0	0	1	0	1	0	5	1	0	1	2	0	0	1
New Zealand	19	4	1	9	3	0	0	2	8	2	0	4	0	0	1	1
Samoa	7	0	0	2	2	0	2	1	4	1	0	2	0	0	1	0
Scotland	27	5	0	14	5	0	2	1	19	2	0	9	2	0	2	4
South Africa	22	3	0	12	1	0	1	5	10	1	0	3	1	0	3	2
Wales	16	1	0	9	1	1	1	3	28	5	0	13	3	0	3	4
<b>Total</b>	<b>268</b>	<b>40</b>	<b>1</b>	<b>125</b>	<b>34</b>	<b>3</b>	<b>24</b>	<b>41</b>	<b>215</b>	<b>34</b>	<b>1</b>	<b>102</b>	<b>26</b>	<b>1</b>	<b>20</b>	<b>31</b>

Max & Min values are highlighted per time-frame/phase/section



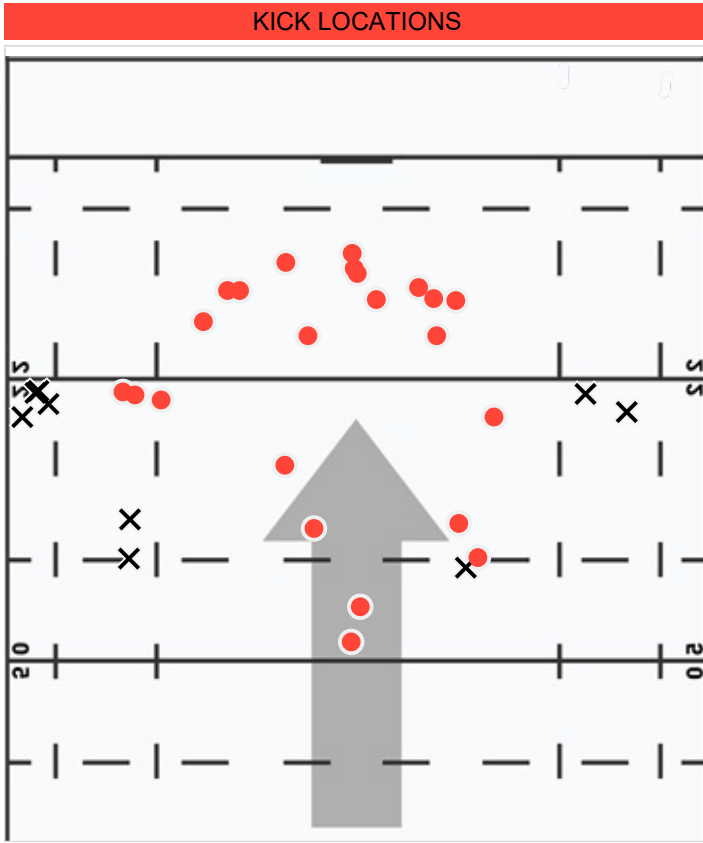
**England  
Rugby**

# ***TEAM ANALYSIS***

## ***ENGLAND - 2023 INTERNATIONALS***

# KICKING

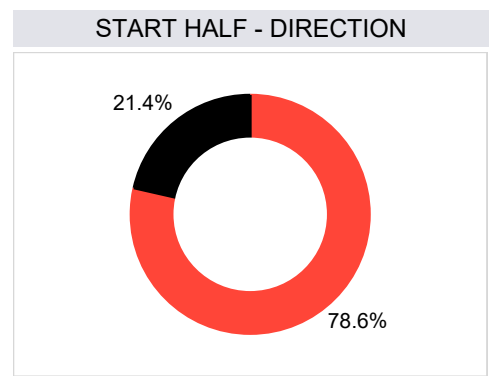
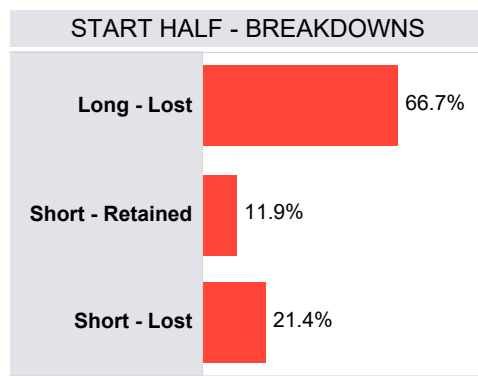
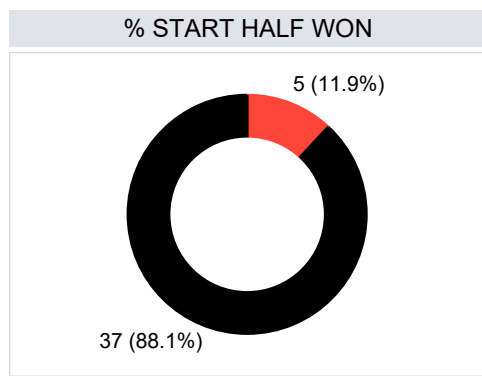
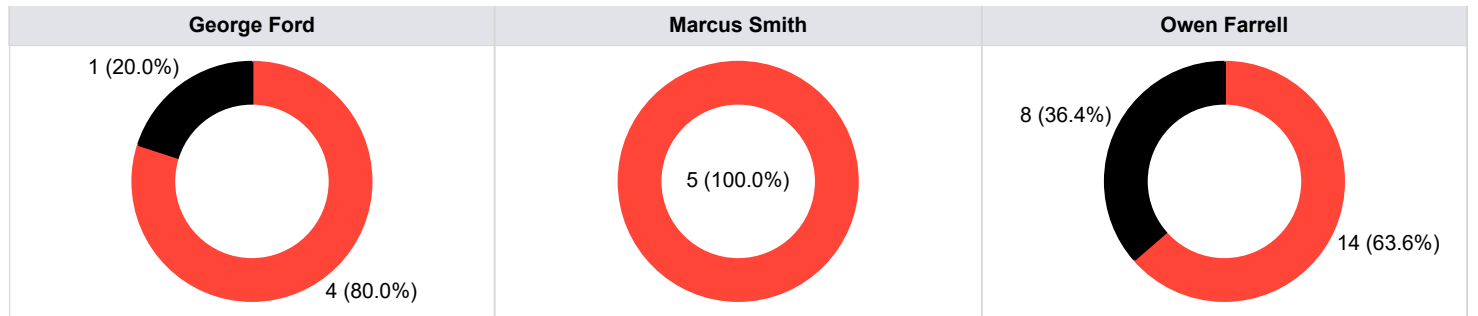
ENGLAND - 2023 INTERNATIONALS



### LAST 20 KICKS AT GOAL

Opponent	Minute	Player	Pts Gained	Result
Ireland	5	George Ford	0.45	Pen Made
Ireland	26	George Ford	-1.89	Pen Missed
Ireland	72	George Ford	0.08	Conv Made
Wales	10	Owen Farrell	0.33	Pen Made
Wales	42	Owen Farrell	0.60	Pen Made
Wales	43	Owen Farrell	0.06	Pen Made
Wales	69	George Ford	0.50	Conv Made
Wales	76	George Ford	0.39	Pen Made
Wales	8	Marcus Smith	0.75	Pen Made
Wales	14	Marcus Smith	0.06	Pen Made
Wales	43	Marcus Smith	0.15	Pen Made
Ireland	8	Owen Farrell	0.12	Pen Made
Ireland	15	Owen Farrell	0.60	Pen Made
Ireland	51	Owen Farrell	0.33	Pen Made
Ireland	73	Owen Farrell	0.14	Conv Made
France	34	Marcus Smith	0.63	Pen Made
France	49	Marcus Smith	0.10	Conv Made
Wales	10	Owen Farrell	0.69	Pen Made
Wales	20	Owen Farrell	-1.12	Conv Missed
Wales	32	Owen Farrell	-2.22	Pen Missed
Wales	45	Owen Farrell	0.04	Conv Made
Wales	62	Owen Farrell	-1.71	Pen Missed
Wales	76	Owen Farrell	-1.10	Conv Missed
Italy	14	Owen Farrell	0.46	Conv Made
Italy	29	Owen Farrell	0.08	Conv Made
Italy	38	Owen Farrell	-1.16	Conv Missed
Italy	72	Owen Farrell	-1.00	Conv Missed
Scotland	26	Owen Farrell	-1.32	Conv Missed
Scotland	40	Owen Farrell	-1.52	Conv Missed
Scotland	49	Owen Farrell	0.16	Conv Made
<b>Overall Points Gained</b>			<b>-6.08</b>	

## KICKS AT GOAL



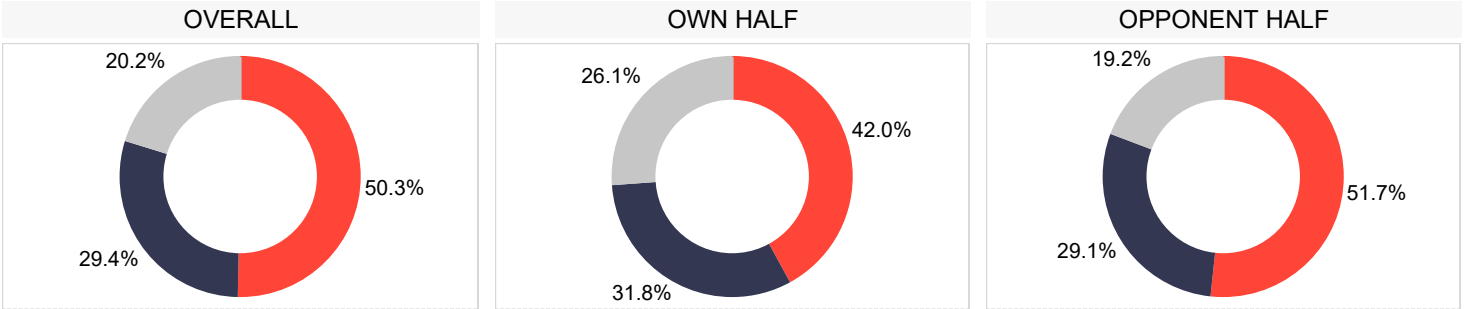
■ Won
 ■ Lost

■ Right
 ■ Left

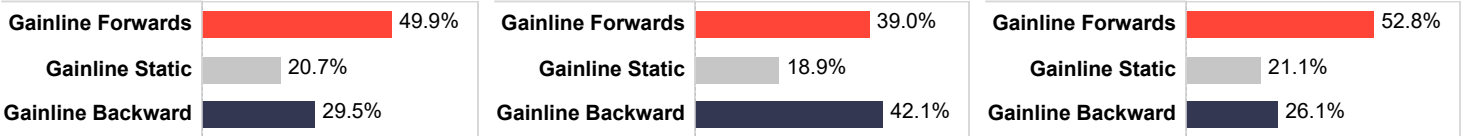
# COLLISIONS

ENGLAND - 2023 INTERNATIONALS

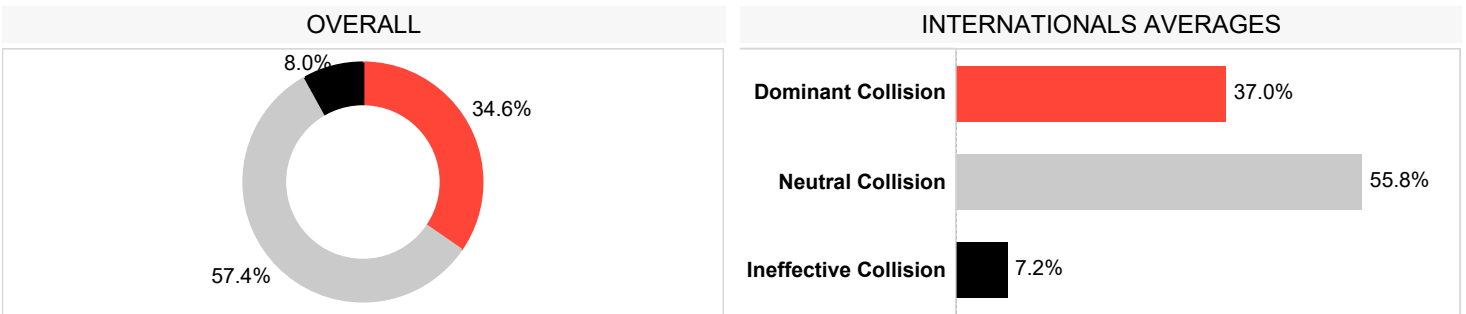
## GAINLINE SUCCESS



### INTERNATIONALS AVERAGES

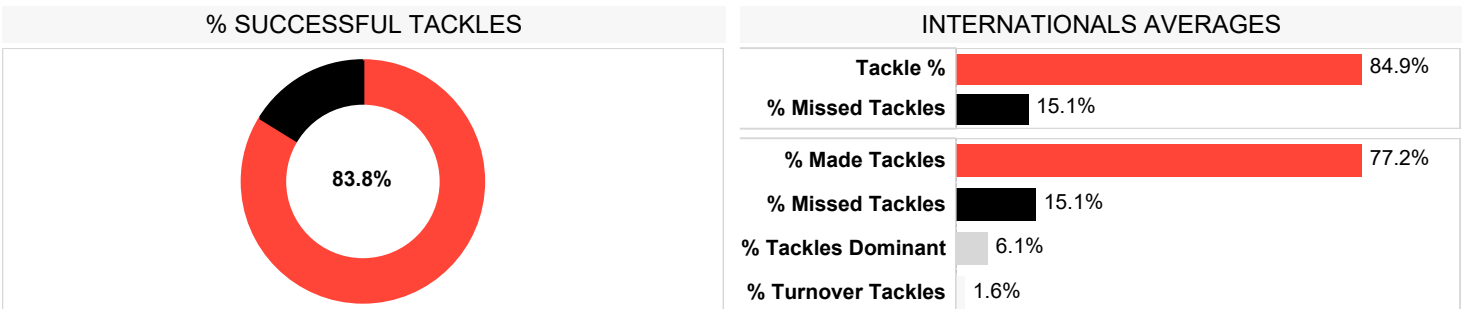


## CARRIES INTO CONTACT\*

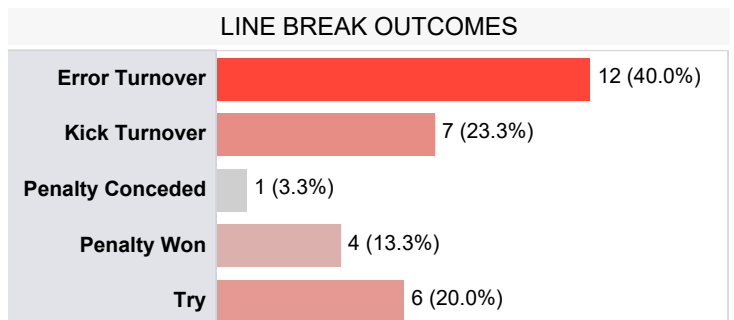


\*dominance based on tackle outcome

## TACKLES

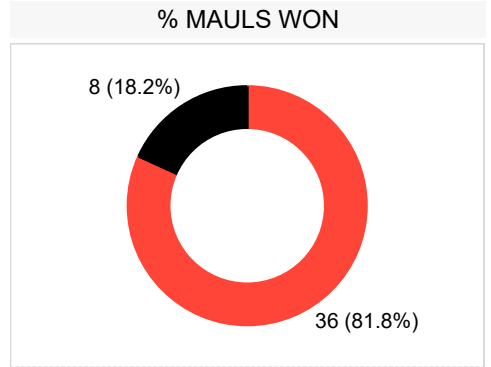
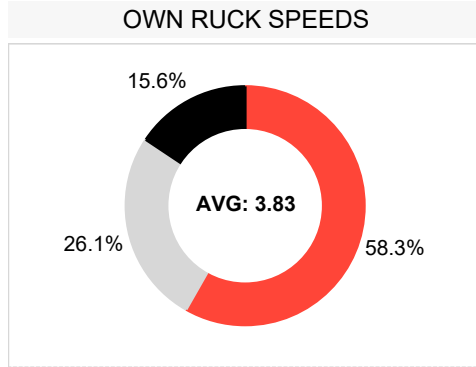
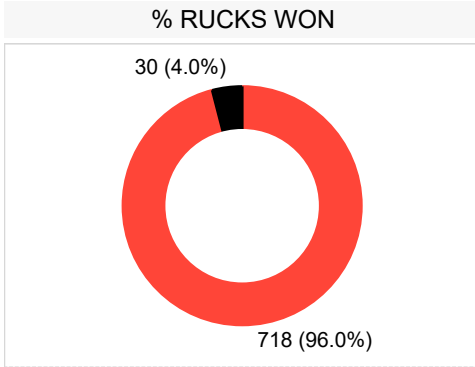


CARRIES & BREAKS	
Line Breaks	30
Line breaks / match	3.8
Defenders Beaten	150
Defenders Beaten / match	18.8
Ball Carries	948.0
Carries / Match	118.5

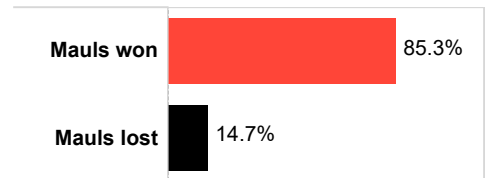
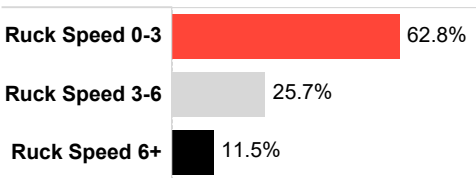
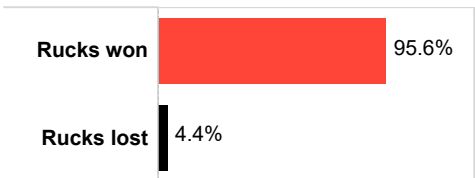


# BREAKDOWN

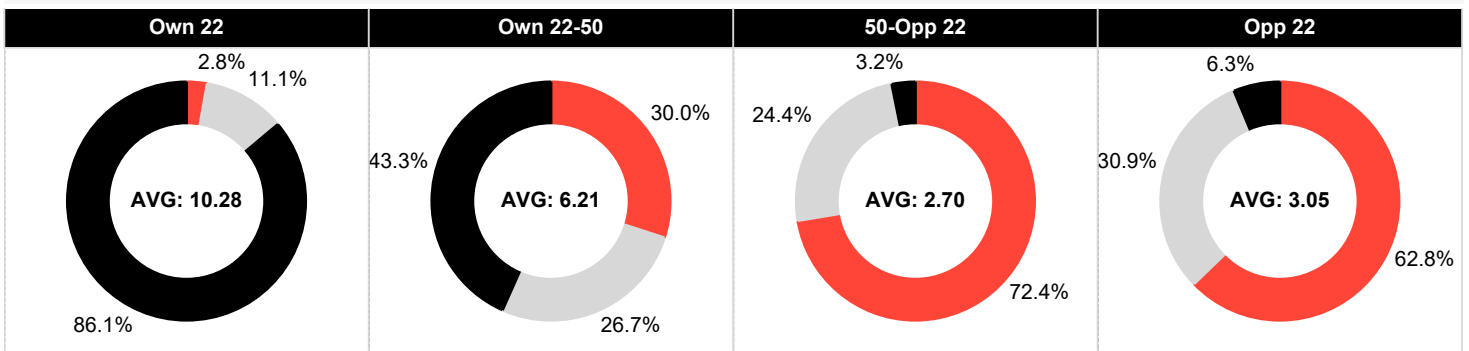
ENGLAND - 2023 INTERNATIONALS



## INTERNATIONALS AVERAGES



## RUCK SPEEDS - LOCATIONS



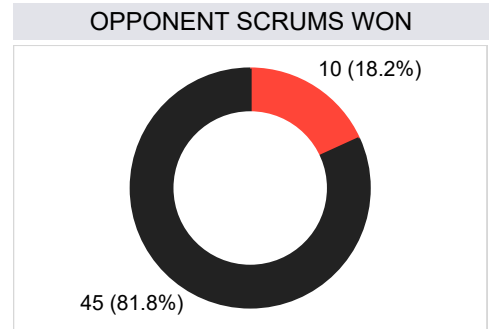
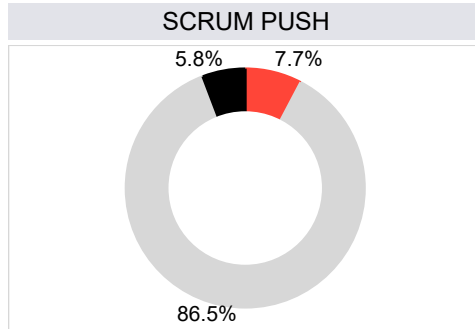
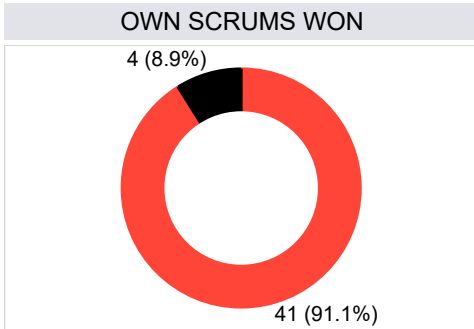
■ Ruck Speed 0-3   
 ■ Ruck Speed 3-6   
 ■ Ruck Speed 6+

Attacking Breakdown Arrivals			Defensive Breakdown Arrivals			Breakdown Steals		
1	Maro Itoje	207	1	Maro Itoje	51	1	Alex Dombrandt	3
2	Jamie George	171	2	Alex Dombrandt	38	2	Jack Willis	3
3	Ollie Chessum	104	3	Jack Willis	37	3	Lewis Ludlam	3
4	Ellis Genge	102	4	Lewis Ludlam	34	4	Maro Itoje	3
5	Kyle Sinckler	101	5	Jamie George	25	<b>Team Total</b>		27

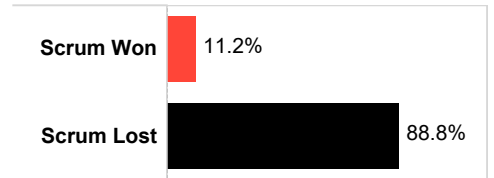
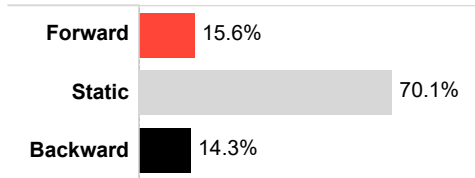
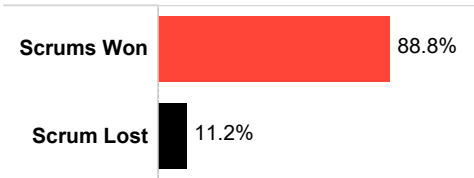
# SET PIECE

ENGLAND - 2023 INTERNATIONALS

## SCRUMS



### INTERNATIONALS AVERAGES



### OWN SCRUMS

Scrum Won	Scrum Reset Retained	Scrum Lost
41	7	4

### OPPONENT SCRUMS

Scrum Won	Scrum Reset Retained	Scrum Lost
10	14	45

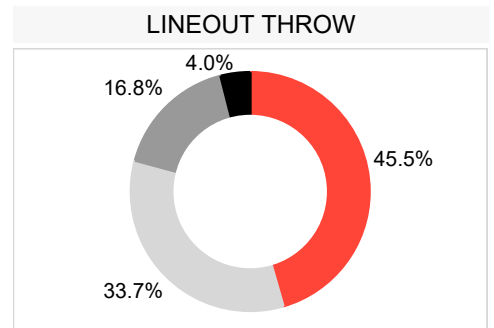
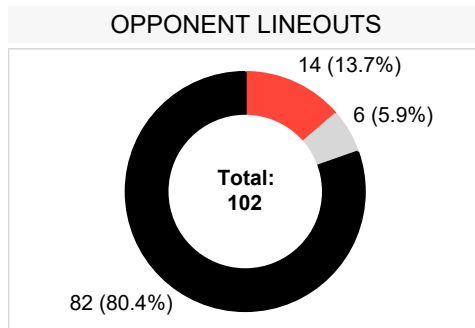
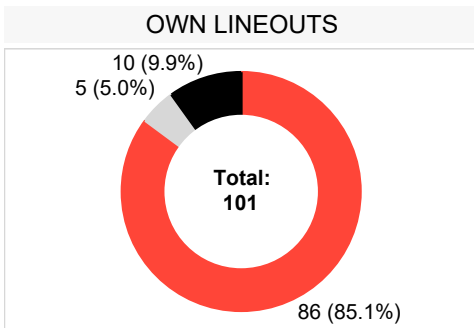
### OWN SCRUMS WON

	Used	Penalty	Free Kick
Total	20	17	4
% of Total	48.8%	41.5%	9.8%

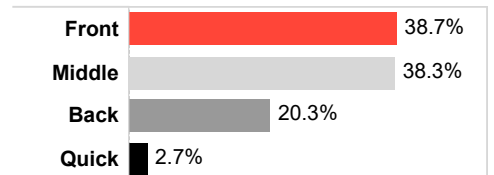
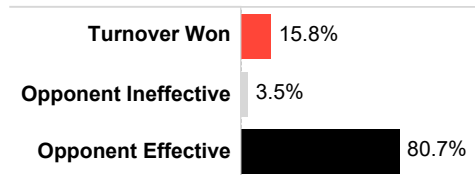
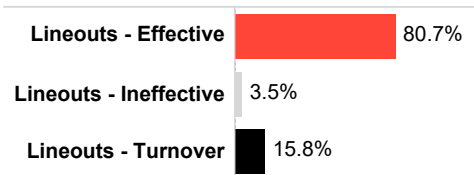
### OPPONENT SCRUMS WON

	Used	Penalty	Free Kick
Total	6	6	4
% of Total	60.0%	60.0%	40.0%

## LINEOUTS



### INTERNATIONALS AVERAGES

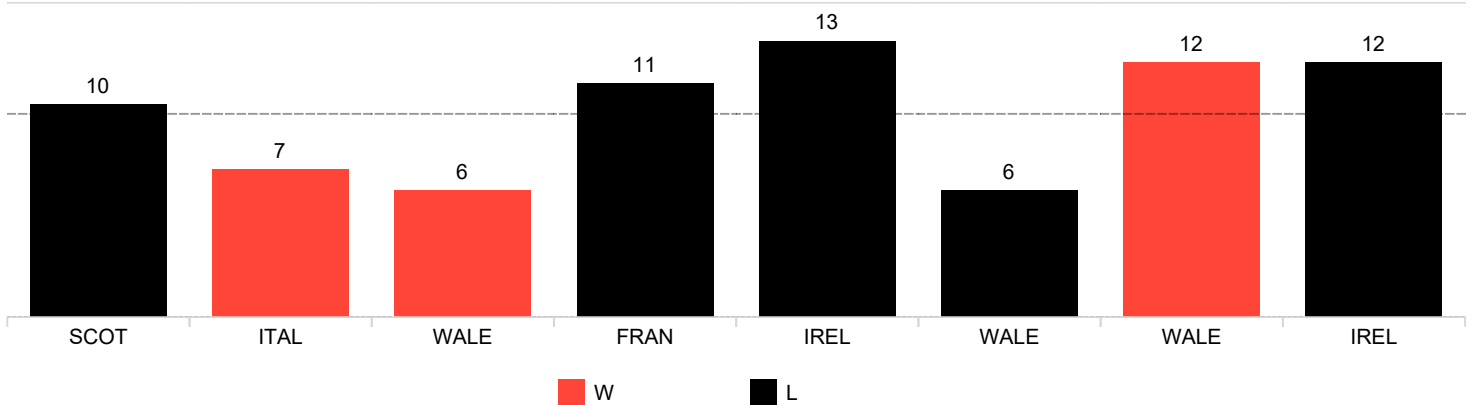


# DISCIPLINE

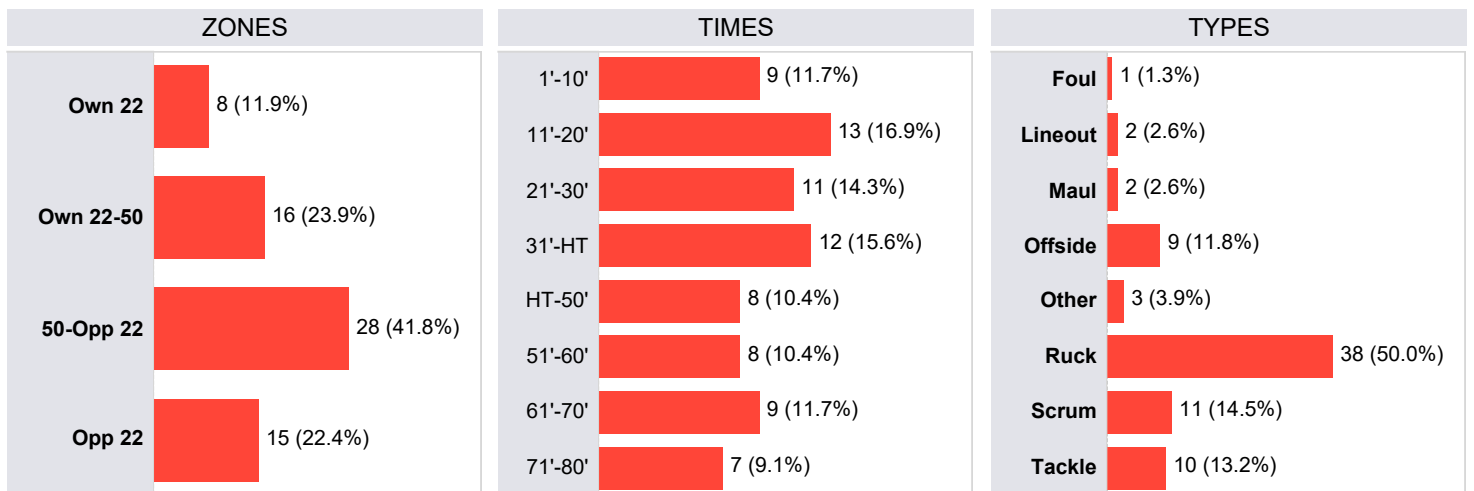
ENGLAND - 2023 INTERNATIONALS

Statistic	Team	Year Average
Total penalties conceded / match	9.6	10.9
Yellow cards / match	0.5	0.7
Red cards / match	0.4	0.1

## PENALTIES CONCEDED PER MATCH



## PENALTIES & INFRINGEMENTS



## PLAYER STATISTICS - PER 80 AVERAGES WITH A MINIMUM 240 MINUTES PLAYED

Total penalties conceded		Penalties conceded / 80 minutes		Yellow / Red cards	
1	Maro Itoje (10)	1	Kyle Sinckler (1.5)	1	Freddie Steward (1 / 1)
2	Ellis Genge (7)	2	Maro Itoje (1.4)	2	Billy Vunipola (0 / 1)
3	Kyle Sinckler (7)	3	Ellis Genge (1.3)	3	Ellis Genge (1 / 0)
4	Freddie Steward (5)	4	Lewis Ludlam (0.8)	4	Henry Arundell (1 / 0)
5	Lewis Ludlam (5)	5	Ollie Chessum (0.7)	5	Jack Willis (1 / 0)

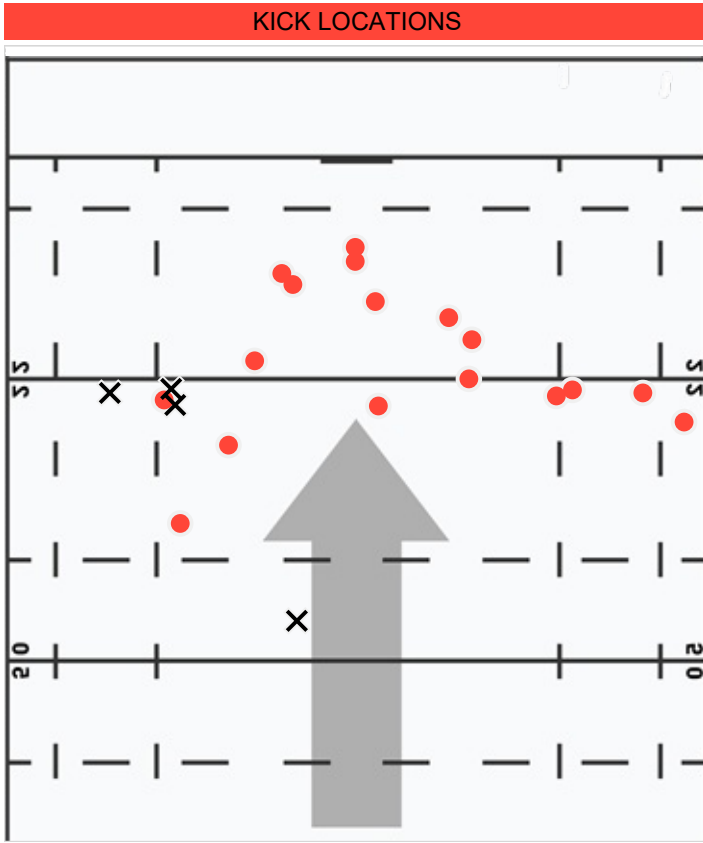


**FIJIANA**

***TEAM ANALYSIS***  
***FIJI - 2023 INTERNATIONALS***

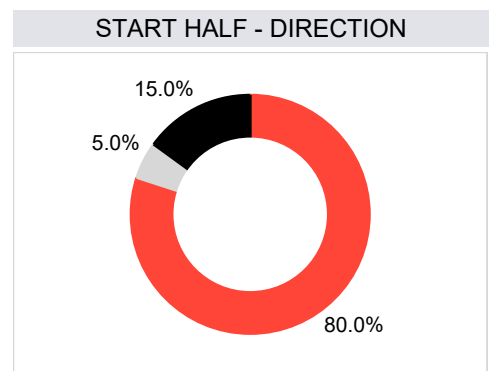
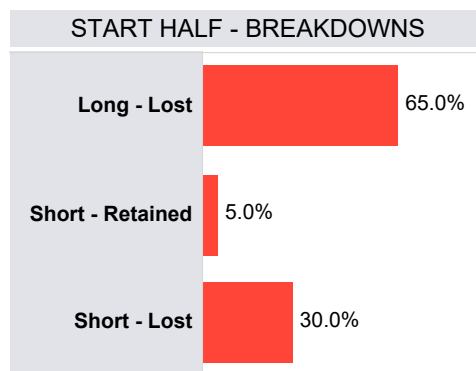
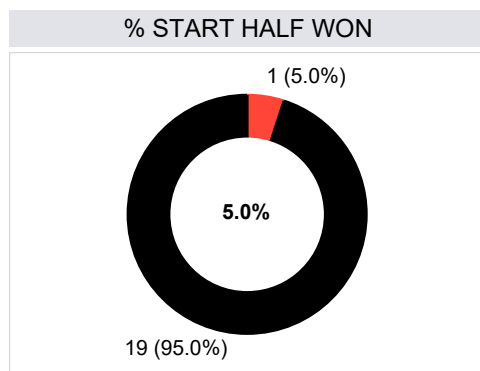
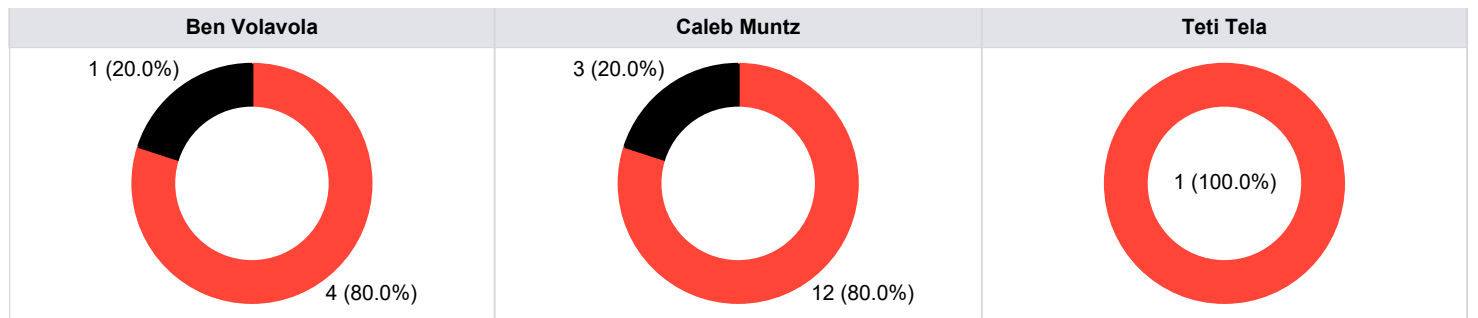
# KICKING

FIJI - 2023 INTERNATIONALS



LAST 20 KICKS AT GOAL				
Opponent	Minute	Player	Pts Gained	
France	19	Caleb Muntz	1.77	Pen Made
	33	Caleb Muntz	0.14	Conv Made
	51	Caleb Muntz	0.12	Conv Made
Japan	5	Ben Volavola	0.04	Conv Made
	18	Ben Volavola	0.18	Conv Made
	39	Ben Volavola	0.12	Conv Made
	46	Ben Volavola	-1.56	Pen Missed
	59	Ben Volavola	0.06	Conv Made
Samoa	82	Teti Tela	0.46	Conv Made
	9	Caleb Muntz	-1.44	Conv Missed
	13	Caleb Muntz	0.04	Conv Made
	18	Caleb Muntz	-1.46	Conv Missed
	24	Caleb Muntz	0.69	Pen Made
	33	Caleb Muntz	1.58	Conv Made
	41	Caleb Muntz	0.90	Pen Made
Tonga	55	Caleb Muntz	0.27	Pen Made
	9	Caleb Muntz	-0.72	Conv Missed
	13	Caleb Muntz	1.12	Conv Made
	43	Caleb Muntz	0.22	Conv Made
	69	Caleb Muntz	0.39	Pen Made
<b>Overall Points Gained</b>			<b>-1.82</b>	

## KICKS AT GOAL



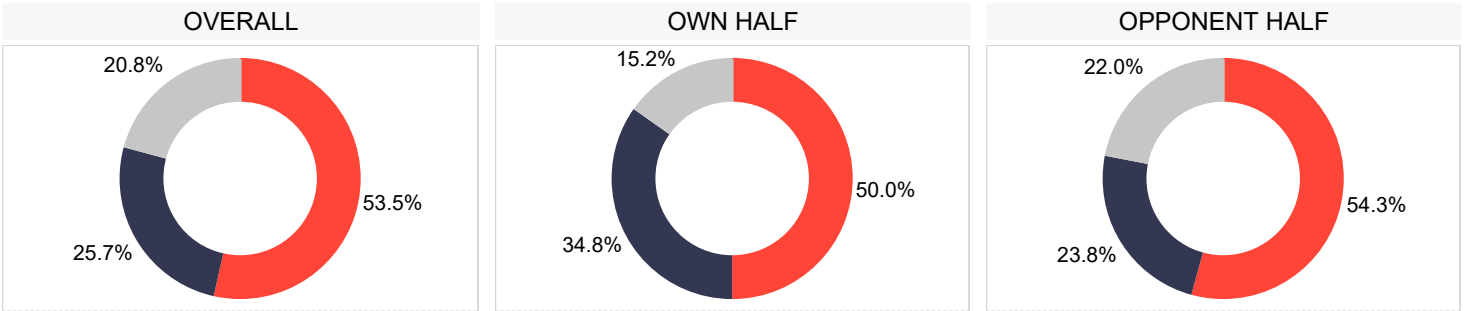
Won Lost

Right Split Left

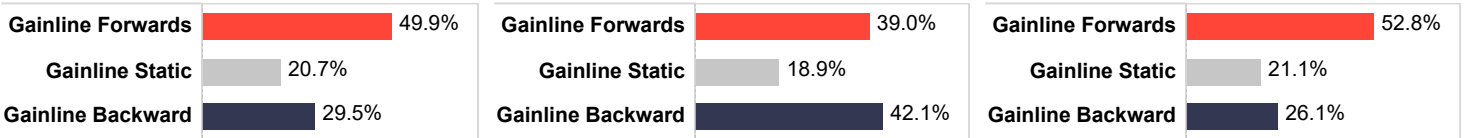
# COLLISIONS

FIJI - 2023 INTERNATIONALS

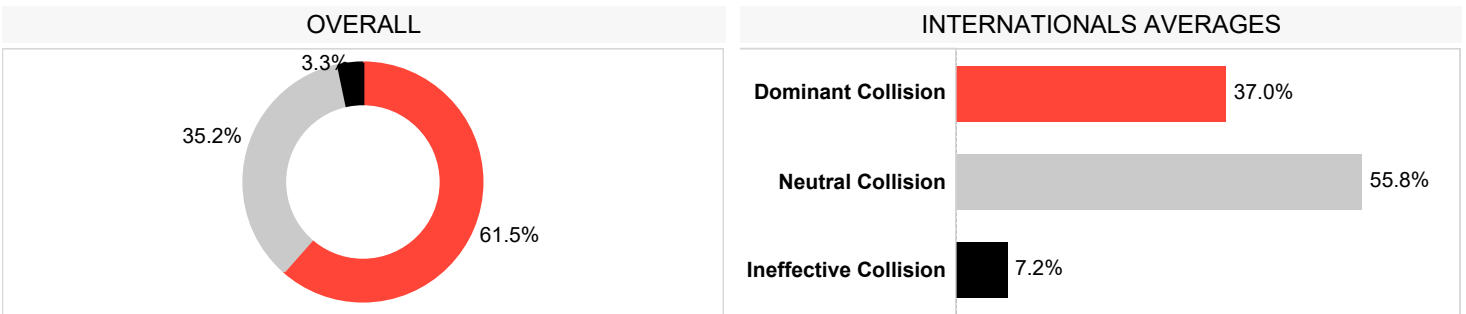
## GAINLINE SUCCESS



## CHAMPIONSHIP AVERAGES

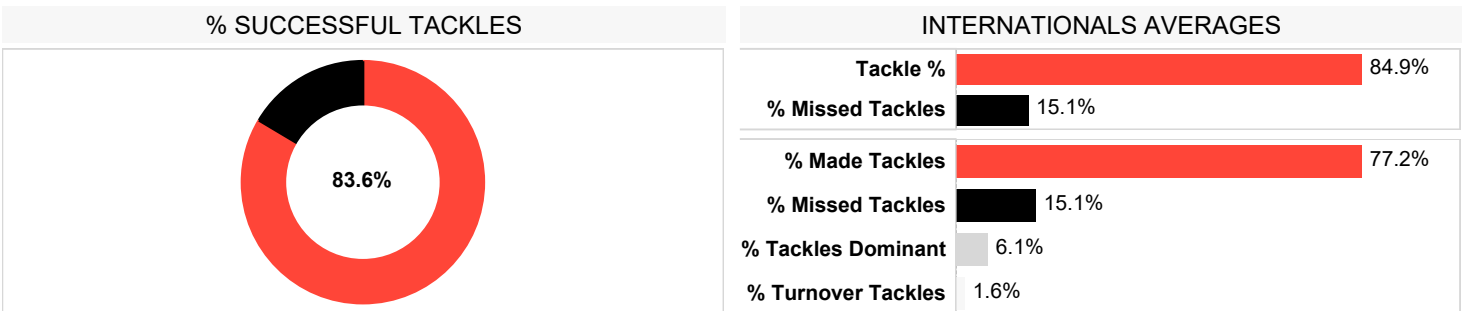


## CARRIES INTO CONTACT\*

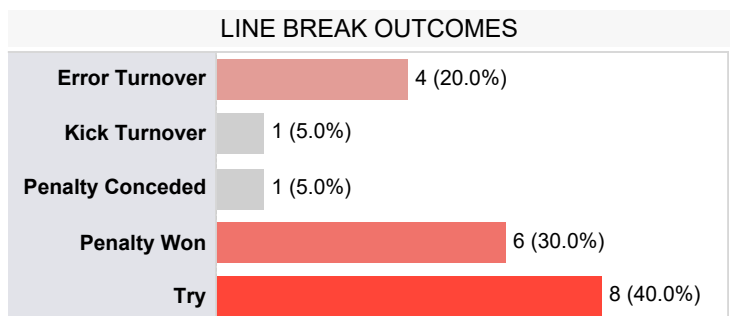


\*dominance based on tackle outcome

## TACKLES

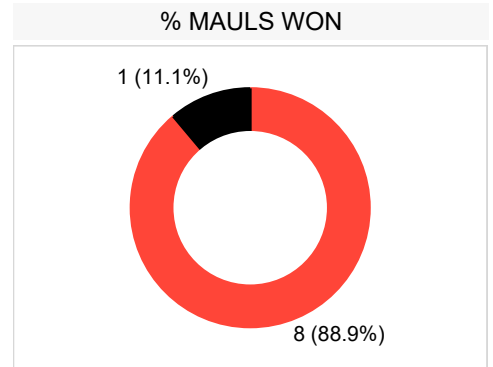
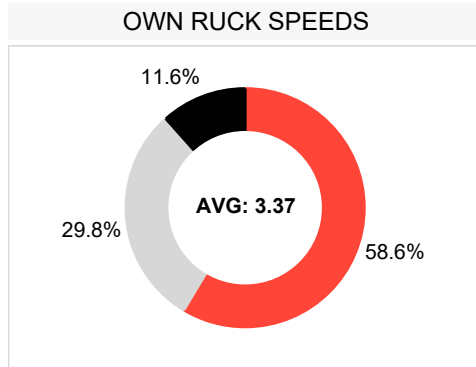
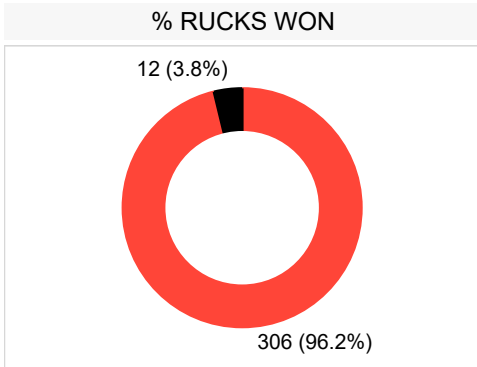


CARRIES & BREAKS	
Line Breaks	20
Line breaks / match	5.0
Defenders Beaten	85
Defenders Beaten / match	21.3
Ball Carries	459.0
Carries / Match	114.8

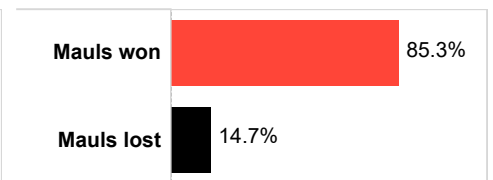
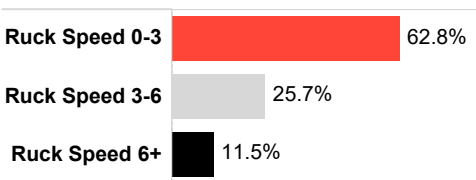
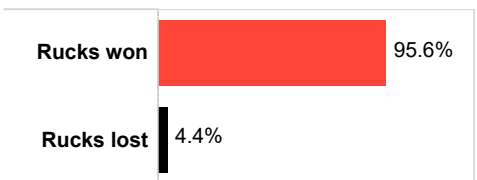


# BREAKDOWN

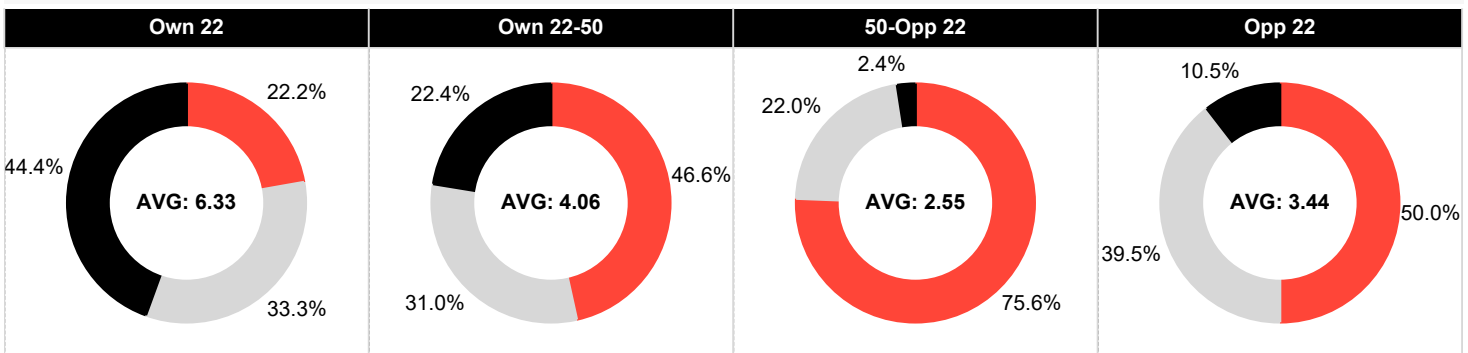
FIJI - 2023 INTERNATIONALS



## INTERNATIONALS AVERAGES



## RUCK SPEEDS - LOCATIONS



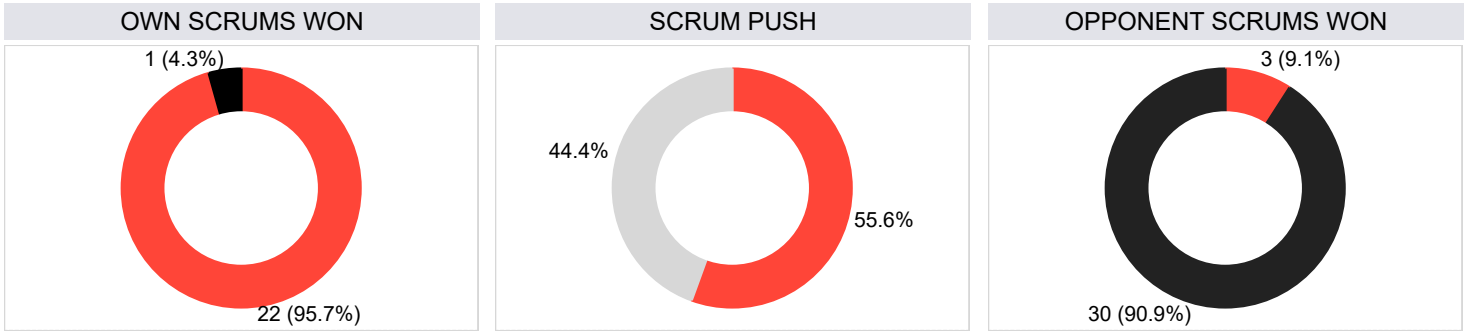
■ Ruck Speed 0-3   
 ■ Ruck Speed 3-6   
 ■ Ruck Speed 6+

Attacking Breakdown Arrivals		Defensive Breakdown Arrivals		Breakdown Steals	
1	Isoa Nasilasila 64	1	Albert Tuisue 19	1	Albert Tuisue 2
2	Eroni Mawi 55	2	Jiuta Wainiqolo 15	2	Levani Botia 2
3	Te Ahiwaru Cirikidaveta 51	3	Eroni Mawi 14	3	Semi Radradra 2
4	Albert Tuisue 46	4	Semi Radradra 14	4	Eroni Mawi 1
5	Ratu Meli Derenalagi 33	5	Frank Lomani 11	<b>Team Total</b>	<b>11</b>

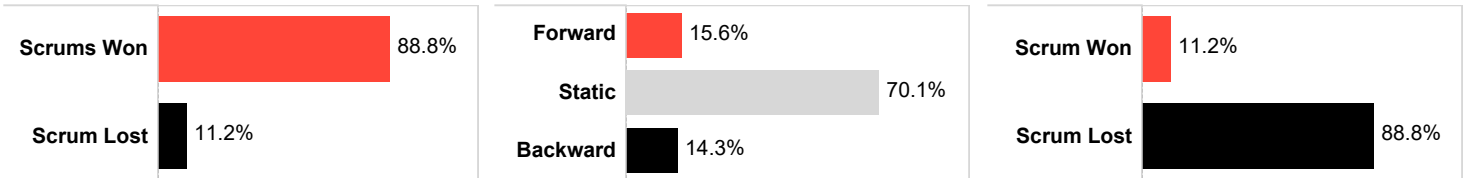
# SET PIECE

FIJI - 2023 INTERNATIONALS

## SCRUMS



### INTERNATIONALS AVERAGES



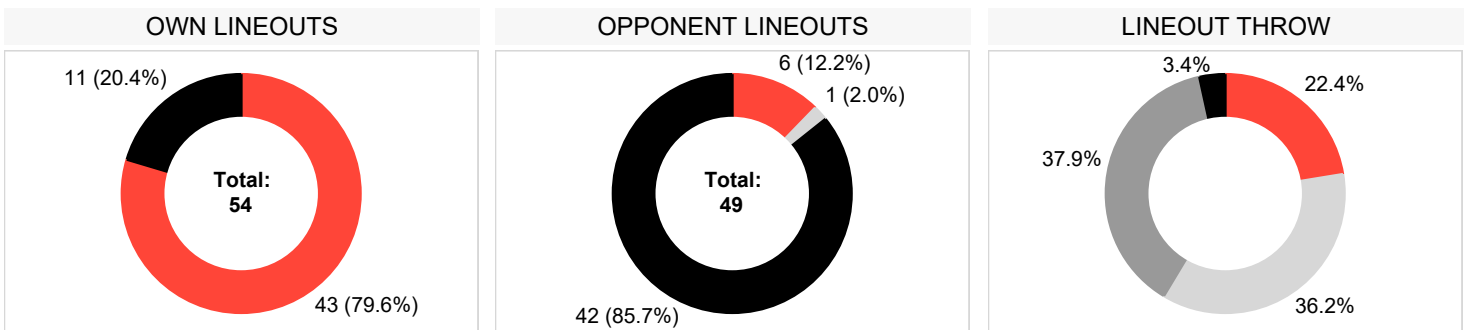
OWN SCRUMS		
Scrums Won	Scrum Reset Retained	Scrum Lost
22	4	1

OPPONENT SCRUMS		
Scrum Won	Scrum Reset Retain..	Scrum Lost
3	4	30

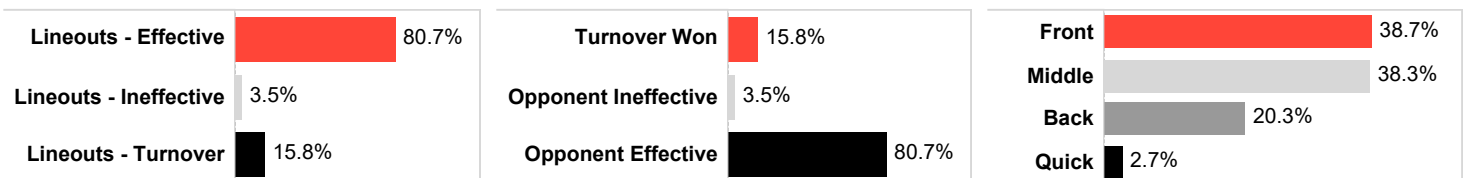
OWN SCRUMS WON			
	Used	Penalty	Free Kick
Total	16	5	
% of Total	76.2%	23.8%	

OPPONENT SCRUMS WON			
	Used	Penalty	Free Kick
Total	2	1	
% of Total	66.7%	33.3%	

## LINEOUTS



### INTERNATIONALS AVERAGES

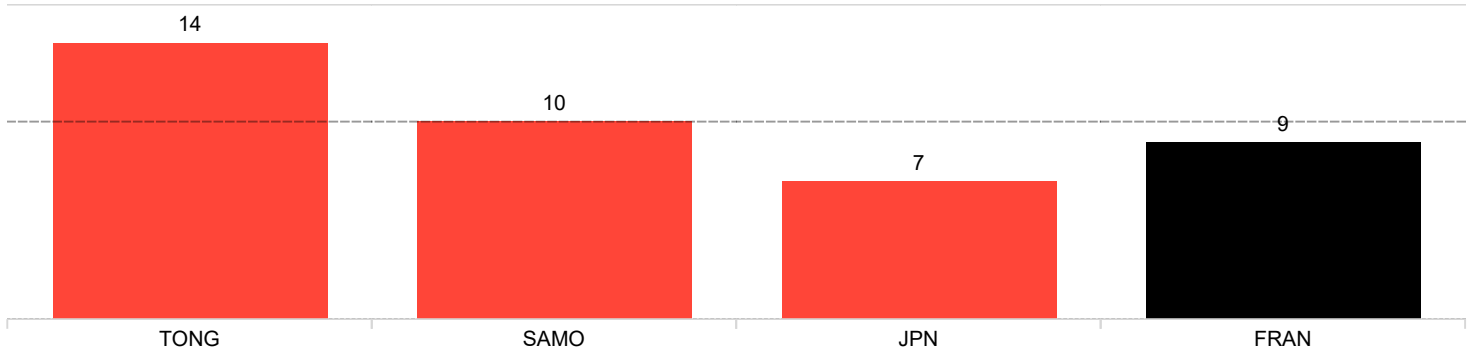


# DISCIPLINE

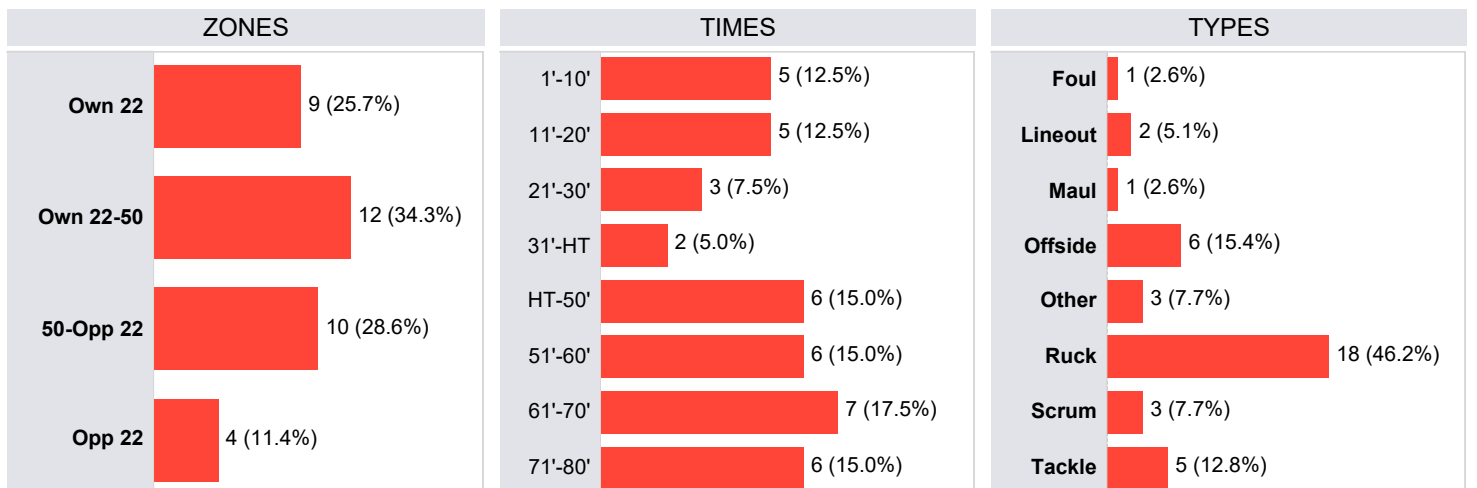
FIJI - 2023 INTERNATIONALS

Statistic	Team	Year Average
Total penalties conceded / match	10.0	10.9
Yellow cards / match	0.3	0.7
Red cards / match	0.0	0.1

## PENALTIES CONCEDED PER MATCH



## PENALTIES & INFRINGEMENTS



## PLAYER STATISTICS - PER 80 AVERAGES WITH A MINIMUM 240 MINUTES PLAYED

Total penalties conceded		Penalties conceded / 80 minutes		Yellow / Red cards	
1	Viliame Mata	5			
2	Isoa Nasilasila	4	1	Isoa Nasilasila	1.3
3	Sireli Maqala	3			
4	Te Ahiwaru Cirikidaveta	3		1	Sireli Maqala
5	Frank Lomani	2			1 / 0
			2	Selestino Ravutaumada	0.3

***PLAYER STATS***  
***2023 INTERNATIONALS***

# APPEARANCE CHART - ENGLAND

2023 INTERNATIONALS

	04/02/23	12/02/23	25/02/23	11/03/23	18/03/23	05/08/23	12/08/23	19/08/23
	Scotland	Italy	Wales	France	Ireland	Wales	Wales	Ireland
H. Arundell		s23*	s23	s23	11		14	
J. Blamire						2		
D. Care						9		s21
O. Chessum	5	5*	5	5				s19
J. Cokanasiga						11		
D. Cole	s18	s18	s18	s18	s18		s18	
B. Curry	7		s20	s20	s20			
E. Daly							11	11
T. Dan						s16	u16	s16
A. Dombardt	8	8	8	8	8	8		
B. Earl	s20	s20					7	7
O. Farrell	12	10	10	s22	10		10	
G. Ford						s22	s22	10
E. Genge	1*	1	1	1	1	1	s17	1
J. George	2	2*	2	2	2*		2	2
O. Hassell-Collins	11	11						
J. Hill						s19	u19	
N. Isiekwe	s19	s19			s19			
M. Itoje	4	4	4	4	4		4*	4
C. Lawes			s19				6	6
O. Lawrence	s22	12	12*	12			12	s23
L. Ludlam	6	6	6	6	6	6		
M. Malins	14**	14	14	14		14	s23	
J. Marchant	13				s23	13	13	13
J. Marler							1	s17
G. Martin						5	5	
A. Mitchell		s21	s21	s21	s21			
T. Pearson						7		
G. Porter						12		
D. Ribbans				s19	5	4		5
B. Rodd						s17		
K. Sinckler	3	3	3*	3	3	s18		s18*
H. Slade		13	13	13	13	s23		
M. Smith	10	s22	s22	10	u22	10		s22
F. Steward	15	15	15	15*	15	15	15	15
W. Stuart						3	3	3
M. Tuilagi					12			12
J. van Poortvliet	9	9	9	9	9	s21	9	
B. Vunipola							8	8
M. Vunipola	s17	s17	s17	s17	s17			
J. Walker	u16	s16	s16	s16	u16			
A. Watson	s23		11*	11	14			14
J. Willis		7*	7	7	7		s20	s20
T. Willis						s20		
B. Youngs	s21						s21	9

KEY: Number denotes position, s: substitute, u: unused replacement, \*: try scored

# APPEARANCE CHART - FIJI

2023 INTERNATIONALS

	22/07/23 Tonga	29/07/23 Samoa	05/08/23 Japan	19/08/23 France
L. Botia	7			7
V. Botitu		s22	12	
T. Cirikidaveta	s19	4	s19	4
M. Doge	3		s18	3
I. Droasese		15	s23	s23
V. Habosi				11
T. Ikanivere	s16	2**	s16	2*
K. Kamikamica		s20	7	
J. Koroiduadua				s17
S. Kuruvoli		9	9*	s22
F. Lomani	9		s21**	9
S. Maqala	15		15	15
I. Masi		13*		13
V. Mata	s20	8		8
S. Matavesi	2*		2	s16
P. Matawalu	s21*	s21		
E. Mawi	s17	1	1*	1
T. Mayanavanua	5		5	s19
R. Meli Derenalagi		6	8	6
V. Miramira		7		
C. Muntz	10	10		10
I. Nasilasila	4	5		5
W. Nayacalevu	13*		13*	
S. Radradra	s23	12		12*
P. Ravai	1	s17	s17	
K. Ravouvou		11		s21
S. Ravutaumada	11	14*	11	
L. Tagi	s18	3	3	s18
L. Tagitagivalu	6		6	
J. Tamani		s19	s20	
S. Tawake		s18		
T. Tela			s22	
Z. Togatama		s16		
J. Tuisova	12*	s23		
A. Tuisue	8		4	s20
B. Volavola	s22		10	
J. Wainiqolo	14		14	14

KEY: Number denotes position, s: substitute, u: unused replacement, \*: try scored

# PLAYER DATA - ENGLAND

## 2023 INTERNATIONALS

	Games	Starts	Minutes Played	Points	Tries	Ball Carries	Carry Metres	Line Breaks	Defenders Beaten	Passes	Offloads	Turnover Con	Successful Tackles	Missed Tackles	Dominant Tackles	Penalties Conceded	Kicks	Kicking Metres	Lineout Takes	Lineout Steals
H. Arundell	5	2	157	5	1	9	93	0	2	0	0	3	10	3	1	2	2	106	0	0
J. Blamire	1	1	54	0	0	4	12	0	0	5	1	1	7	1	2	1	0	0	0	0
D. Care	2	1	74	0	0	6	24	1	0	83	0	3	4	2	0	1	11	255	0	0
O. Chessum	5	4	349	5	1	29	160	0	5	16	0	2	38	6	4	3	0	0	18	0
J. Cokanasiga	1	1	69	0	0	11	66	0	1	4	1	2	7	1	1	0	0	0	0	0
D. Cole	6	0	118	0	0	4	17	0	0	2	0	0	10	3	0	0	0	0	1	0
B. Curry	4	1	136	0	0	16	90	0	1	8	1	2	27	6	5	2	0	0	0	0
E. Daly	2	2	160	0	0	14	103	2	4	13	1	2	9	5	2	0	3	140	0	0
T. Dan	3	0	40	0	0	6	55	1	3	1	1	2	2	3	0	0	0	0	0	0
A. Dombrandt	6	6	384	0	0	53	295	2	6	26	1	8	51	10	1	1	0	0	1	0
B. Earl	4	2	211	0	0	28	156	0	2	5	0	2	29	4	2	3	2	42	0	0
O. Farrell	6	5	417	37	0	35	227	1	4	113	4	5	52	15	1	2	53	1,600	0	0
G. Ford	3	1	124	10	0	9	87	1	1	37	0	1	11	0	1	0	19	695	0	0
E. Genge	8	7	437	5	1	67	310	0	15	30	3	5	51	14	2	7	0	0	0	0
J. George	7	7	539	10	2	38	137	0	1	19	0	1	77	12	2	4	0	0	0	2
O. Hassell-Collins	2	2	118	0	0	10	108	0	1	0	0	0	6	2	0	1	2	111	0	0
J. Hill	2	0	35	0	0	1	6	0	0	0	0	0	8	1	1	0	0	0	2	0
N. Isiekwe	3	0	44	0	0	2	3	0	0	2	0	1	6	0	1	0	0	0	3	0
M. Itoje	7	7	560	5	1	41	142	0	1	20	1	3	79	13	7	10	1	14	24	0
C. Lawes	3	2	166	0	0	16	61	0	4	10	1	1	12	1	0	1	0	0	10	2
O. Lawrence	6	4	315	5	1	40	298	3	15	11	0	6	25	7	2	2	2	78	0	0
L. Ludlam	6	6	480	0	0	53	274	2	4	17	1	5	77	6	8	5	0	0	17	0
M. Malins	6	5	387	10	2	34	290	3	9	15	2	11	37	9	4	2	10	280	0	0
J. Marchant	5	4	337	0	0	23	188	3	9	14	2	2	26	9	1	1	1	43	0	0
J. Marler	2	1	78	0	0	4	12	0	0	0	0	1	4	1	0	0	0	0	0	0
G. Martin	2	2	160	0	0	19	73	0	0	5	0	1	26	2	3	0	0	0	5	0
A. Mitchell	4	0	72	0	0	10	14	0	0	83	1	2	6	1	0	0	8	177	0	0
T. Pearson	1	1	80	0	0	8	49	0	0	1	0	0	15	2	0	1	0	0	0	0
G. Porter	1	1	80	0	0	4	26	0	0	3	0	1	7	0	1	0	0	0	0	0
D. Ribbans	4	3	171	0	0	14	68	0	2	5	0	2	27	4	6	3	0	0	4	0
B. Rodd	1	0	11	0	0	3	16	0	0	0	0	0	1	0	0	0	0	0	0	0
K. Sinckler	7	5	367	10	2	40	153	0	0	18	1	1	65	9	4	7	0	0	1	0
H. Slade	5	4	289	0	0	25	113	3	1	29	1	1	16	8	0	0	5	144	0	0
M. Smith	7	3	239	14	0	35	332	2	14	62	3	9	29	4	0	0	20	537	1	0
F. Steward	8	8	590	5	1	90	741	0	21	20	2	11	24	10	3	5	27	1,131	3	0
W. Stuart	3	3	155	0	0	7	21	0	1	6	0	0	12	2	1	5	0	0	0	0
M. Tuilagi	2	2	141	0	0	17	109	0	2	8	1	1	14	5	3	0	0	0	1	0
J. van Poortvliet	7	6	368	0	0	23	78	2	5	317	5	11	26	7	2	1	59	1,583	0	0
B. Vunipola	2	2	113	0	0	15	70	0	0	7	0	1	9	1	0	3	1	7	0	0
M. Vunipola	5	0	103	0	0	16	81	0	0	5	0	0	13	1	0	2	0	0	0	0
J. Walker	5	0	27	0	0	6	30	0	1	1	0	0	6	0	0	0	0	0	0	0
A. Watson	5	4	325	5	1	30	223	3	13	10	1	2	21	3	4	0	5	174	0	0
J. Willis	6	4	253	5	1	22	94	1	0	5	0	2	64	6	5	2	0	0	0	0
T. Willis	1	0	26	0	0	5	18	0	2	1	0	2	4	0	0	0	0	0	0	0
B. Youngs	3	1	126	0	0	6	36	0	0	109	0	0	6	5	0	0	17	595	0	0

# PLAYER DATA - FIJI

2023 INTERNATIONALS

	Games	Starts	Minutes Played	Points	Tries	Ball Carries	Carry Metres	Line Breaks	Defenders Beaten	Passes	Offloads	Turnover Con	Successful Tackles	Missed Tackles	Dominant Tackles	Penalties Conceded	Kicks	Kicking Metres	Lineout Takes	Lineout Steals
L. Botia	2	2	142	0	0	22	84	0	0	15	2	2	19	4	1	0	0	0	0	0
V. Botitu	2	1	29	0	0	4	18	0	1	0	0	0	2	0	1	1	1	31	0	0
T. Cirikidaveta	4	2	161	0	0	16	87	0	1	2	0	1	12	5	2	3	0	0	0	0
M. Doge	3	2	125	0	0	2	5	0	0	2	0	0	17	3	1	1	0	0	0	0
I. Droasese	3	1	140	0	0	20	178	0	2	12	2	2	0	2	0	1	3	72	0	0
V. Habosi	1	1	80	0	0	7	53	0	3	0	0	0	1	3	0	0	0	0	0	0
T. Ikanivere	4	2	171	15	3	17	128	0	3	4	0	2	15	4	3	0	0	0	0	0
K. Kamikamica	2	1	65	0	0	8	33	0	0	8	0	1	12	0	0	1	0	0	3	0
J. Koroiduadua	1	0	14	0	0	7	24	0	0	0	0	0	0	0	0	0	0	0	0	0
S. Kuruvoli	3	2	99	5	1	7	55	1	1	98	1	1	6	0	0	1	11	357	0	0
F. Lomani	3	2	188	10	2	11	100	1	1	124	2	3	17	7	1	2	18	507	1	0
S. Maqala	3	3	170	0	0	34	290	0	7	15	4	3	11	3	1	3	4	118	1	0
I. Masi	2	2	121	5	1	4	35	1	4	2	0	0	9	0	1	0	2	41	0	0
V. Mata	3	2	189	0	0	36	235	1	5	7	0	3	12	2	0	5	2	109	5	0
S. Matavesi	3	2	137	5	1	15	63	0	2	11	2	3	15	3	1	0	1	28	0	0
P. Matawalu	2	0	43	5	1	2	3	0	0	19	0	0	9	1	0	0	3	90	0	0
E. Mawi	4	3	199	5	1	15	51	0	0	4	1	2	23	0	2	1	0	0	0	0
T. Mayanavanua	3	2	124	0	0	17	77	1	0	10	1	0	11	3	0	1	0	0	3	0
R. Meli Derenalagi	3	3	190	0	0	13	85	2	2	11	0	3	12	2	0	1	0	0	7	4
V. Miramira	1	1	68	0	0	7	30	0	1	5	1	1	7	0	0	1	0	0	0	0
C. Muntz	3	3	229	29	0	9	90	2	9	39	0	5	14	2	0	1	8	230	0	0
I. Nasilasila	3	3	240	0	0	13	50	0	2	15	0	0	26	3	2	4	0	0	14	0
W. Nayacalevu	2	2	160	10	2	15	226	3	7	6	1	1	9	6	0	0	0	0	0	0
S. Radradra	3	2	184	5	1	31	160	0	3	24	6	4	16	2	0	2	2	64	0	0
P. Ravai	3	1	107	0	0	9	46	1	2	4	2	0	15	2	1	2	0	0	1	0
K. Ravouvou	2	1	71	0	0	9	88	1	6	1	0	0	1	1	0	0	0	0	0	0
S. Ravutaumada	3	3	240	5	1	18	223	1	5	13	5	3	6	3	0	1	2	65	0	0
L. Tagi	4	2	189	0	0	21	74	0	3	3	1	0	14	2	1	2	0	0	0	0
L. Tagitagivalu	2	2	160	0	0	12	57	0	0	6	0	3	26	2	3	1	0	0	6	0
J. Tamani	2	0	51	0	0	3	22	1	0	3	1	0	8	1	0	0	0	0	0	0
S. Tawake	1	0	6	0	0	1	3	0	1	0	0	0	3	0	0	1	0	0	0	0
T. Tela	1	0	74	2	0	1	4	0	0	5	0	2	4	2	0	0	0	0	0	0
Z. Togatama	1	0	12	0	0	2	7	0	0	0	0	0	3	1	0	0	0	0	0	0
J. Tuisova	2	1	91	5	1	13	139	3	8	4	1	3	9	1	0	0	4	182	0	0
A. Tuisue	3	2	210	0	0	20	140	0	3	4	0	1	19	1	3	1	0	0	2	0
B. Volavola	2	1	71	8	0	5	42	0	1	8	1	2	6	4	0	1	10	341	0	0
J. Wainiqolo	3	3	207	0	0	13	160	1	2	10	3	3	18	5	4	1	2	86	0	0

# ***PLAYER RANKINGS***

## **2023 INTERNATIONALS**

# PLAYER RANKINGS - POINTS

2023 INTERNATIONALS

## POINTS

		Games	Points	Minutes	Pens	Conv	Drop Goals	Tries	
1	T. Ramos	France	6	99	461	13	21	1	3
2	L. Matkava	Georgia	7	62	300	2	23	0	2
3	A. Tabutsadze	Georgia	7	50	530	0	0	0	10
4	T. Allan	Italy	8	49	512	10	7	0	1
4	F. Russell	Scotland	6	49	480	6	13	0	1
4	E. Stella	Germany	5	49	378	10	7	0	1
7	M. Libbok	South Africa	5	45	337	6	11	0	1
8	O. Farrell	England	6	37	417	9	5	0	0
9	R. Mo'unga	New Zealand	4	36	210	5	8	0	1
10	J. Sexton	Ireland	4	35	259	5	10	0	0

## GOAL KICKING (MADE)

		Games	Minutes	Goals	Misses	Pens	Pens Missed	Conv	Conv Missed	Goal Kicking ..	
1	T. Ramos	France	6	461	34	5	13	2	21	3	87.2%
2	L. Matkava	Georgia	7	300	25	6	2	0	23	6	80.6%
3	F. Russell	Scotland	6	480	19	7	6	0	13	7	73.1%
4	T. Allan	Italy	8	512	17	4	10	2	7	2	81.0%
4	M. Libbok	South Africa	5	337	17	12	6	6	11	6	58.6%
4	E. Stella	Germany	5	378	17	7	10	3	7	4	70.8%
7	J. Sexton	Ireland	4	259	15	2	5	0	10	2	88.2%
8	O. Farrell	England	6	417	14	8	9	2	5	6	63.6%
9	R. Mo'unga	New Zealand	4	210	13	3	5	0	8	3	81.3%
10	C. Muntz	Fiji	3	229	12	3	5	0	7	3	80.0%
10	W. Piotrowicz	Poland	5	331	12	5	7	3	5	2	70.6%

## GOAL KICKING (%)\*

		Games	Kicks	Made	Available Points	Points Scored	Expected Points	Pts Gained	Goal Kicking %	
1	Marcus Smith	England	2	5	5	14	14	12.3	1.7	100.0%
1	Leigh Halfpenny	Wales	3	7	7	17	17	15.0	2.1	100.0%
1	Quade Cooper	Australia	2	6	6	14	14	8.6	5.4	100.0%
4	Johnny Sexton	Ireland	4	17	15	39	35	31.7	3.3	88.2%
5	Melvyn Jaminet	France	1	8	7	21	19	15.1	3.9	87.5%
5	Dan Biggar	Wales	4	8	7	18	15	15.5	-0.5	87.5%
7	Thomas Ramos	France	6	39	34	93	81	73.6	7.4	87.2%
8	D'Angelo Leuila	Samoa	1	7	6	17	14	12.9	1.1	85.7%
9	Emiliano Boffelli	Argentina	3	12	10	29	24	21.8	2.2	83.3%
10	Richie Mo'unga	New Zealand	3	16	13	37	31	25.2	5.8	81.3%

\*Minimum 5 Kicks at Goal



# PLAYER RANKINGS - TRIES

2023 INTERNATIONALS

## TRIES

		Games	Minutes Played	Tries	Tries / 80	
1	A. Tabutsadze	Georgia	7	530	10	1.5
2	D. Penaud	France	6	480	6	1.0
3	J. Lowe	Ireland	6	459	4	0.7
3	D. van der Merwe	Scotland	7	543	4	0.6
3	H. Jones	Scotland	7	556	4	0.6
3	B. Kinghorn	Scotland	8	355	4	0.9
3	M. Hansen	Ireland	6	480	4	0.7
3	K. Steyn	Scotland	7	549	4	0.6
3	G. Chkoidze	Georgia	5	213	4	1.5
10	C. Ollivon	France	6	436	3	0.6
10	T. Ramos	France	6	461	3	0.5
10	S. Mamukashvili	Georgia	6	261	3	0.9
10	M. Sharikadze	Georgia	5	359	3	0.7
10	K. Arendse	South Africa	3	133	3	1.8

## TRY ASSISTS

		Games	Minutes Played	Try Assists	Try Assists / 80	
1	A. Dupont	France	6	452	6	1.1
2	F. Russell	Scotland	6	480	5	0.8
3	D. McKenzie	New Zealand	2	129	4	2.5
3	O. Paine	Germany	5	315	4	1.0
3	R. Ntamack	France	6	422	4	0.8
3	P. Garbisi	Italy	5	392	4	0.8
3	D. Niniashvili	Georgia	5	379	4	0.8
3	L. Matkava	Georgia	7	300	4	1.1
9	T. Ramos	France	6	461	3	0.5
9	S. Kerevi	Australia	4	264	3	0.9
9	W. Le Roux	South Africa	4	281	3	0.9
9	R. Webb	Wales	4	148	3	1.6
9	T. Allan	Italy	8	512	3	0.5
9	B. Aki	Ireland	6	338	3	0.7

## TRY INVOLVEMENTS

		Games	Minutes Played	Try Involvements	% of Team Total	
1	A. Tabutsadze	Georgia	7	530	13	18.6%
2	D. Penaud	France	6	480	7	13.0%
2	D. Niniashvili	Georgia	5	379	7	10.0%
4	T. Ramos	France	6	461	6	11.1%
4	J. Lowe	Ireland	6	459	6	11.3%
4	D. van der Merwe	Scotland	7	543	6	12.2%
4	F. Russell	Scotland	6	480	6	12.2%
4	A. Dupont	France	6	452	6	11.1%
4	O. Paine	Germany	5	315	6	31.6%
4	R. Ntamack	France	6	422	6	11.1%
4	M. Hansen	Ireland	6	480	6	11.3%
4	L. Matkava	Georgia	7	300	6	8.6%

 ENGLAND

 FIJI

# PLAYER RANKINGS - CARRIES

2023 INTERNATIONALS

## CARRIES

			Games	Total
1	F. Steward	England	8	90
2	S. Negri	Italy	7	83
3	J. Brex	Italy	7	78
4	F. Russell	Scotland	6	75
5	G. Alldritt	France	7	74
6	P. Schoeman	Scotland	7	71
7	H. Keenan	Ireland	6	70
8	D. van der Merwe	Scotland	7	68
9	E. Genge	England	8	67
10	C. Doris	Ireland	7	66

			Minutes	Per 80*
1	S. Negri	Italy	450	14.8
2	G. Alldritt	France	402	14.7
3	T. Faletau	Wales	331	14.5
4	W. Jordan	New Zealand	240	14.0
5	A. Capuozzo	Italy	310	13.7
6	P. Schoeman	Scotland	418	13.6
7	S. McCloskey	Ireland	278	13.2
8	B. Aki	Ireland	338	12.8
9	A. Savea	New Zealand	320	12.8
10	H. Keenan	Ireland	440	12.7

## METRES

			Games	Total
1	F. Steward	England	8	741
2	D. van der Merwe	Scotland	7	717
3	H. Keenan	Ireland	6	689
4	B. Kinghorn	Scotland	8	650
5	J. Lowe	Ireland	6	625
6	H. Jones	Scotland	7	586
7	A. Capuozzo	Italy	4	581
8	T. Ramos	France	6	568
9	A. Tabutsadze	Georgia	7	555
10	J. Brex	Italy	7	521

			Minutes	Per 80*
1	A. Capuozzo	Italy	310	149.9
2	B. Kinghorn	Scotland	355	146.5
3	H. Keenan	Ireland	440	125.3
4	C. Moodie	South Africa	240	119.0
5	W. Jordan	New Zealand	240	116.2
6	J. Lowe	Ireland	459	108.9
7	D. van der Merwe	Scotland	543	105.6
8	F. Steward	England	590	100.5
9	T. Ramos	France	461	98.6
10	D. Niniashvili	Georgia	379	96.8

## DEFENDERS BEATEN

			Games	Total
1	D. van der Merwe	Scotland	7	50
2	D. Niniashvili	Georgia	5	35
3	D. Penaud	France	6	30
4	A. Capuozzo	Italy	4	28
5	A. Tabutsadze	Georgia	7	23
6	H. Jones	Scotland	7	22
6	E. Dumortier	France	6	22
8	F. Steward	England	8	21
9	B. Kinghorn	Scotland	8	20
10	G. Fickou	France	6	19
10	S. Negri	Italy	7	19

			Minutes	Per 80*
1	D. Niniashvili	Georgia	379	7.4
2	D. van der Merwe	Scotland	543	7.4
3	A. Capuozzo	Italy	310	7.2
4	D. Penaud	France	480	5.0
5	L. Matkava	Georgia	300	4.5
6	B. Kinghorn	Scotland	355	4.5
7	C. Kolbe	South Africa	240	4.0
7	W. Jordan	New Zealand	240	4.0
9	E. Dumortier	France	441	4.0
10	L. Williams	Wales	281	4.0

\*Minimum 240 minutes played



# PLAYER RANKINGS - PASSING

2023 INTERNATIONALS

## PASSES

		Games	Total
1	J. van Poortvliet	England	7 317
2	A. Dupont	France	6 315
3	T. Williams	Wales	8 313
4	B. White	Scotland	6 309
5	S. Varney	Italy	5 283
6	A. Smith	New Zealand	4 262
7	G. Bertranou	Argentina	4 259
8	V. Lobzhanidze	Georgia	7 247
9	O. Paine	Germany	5 236
10	F. Russell	Scotland	6 217

		Minutes	Per 80*
1	G. Bertranou	Argentina	248 83.5
2	S. Varney	Italy	300 75.5
3	B. White	Scotland	333 74.2
4	J. van Poortvliet	England	368 68.9
5	T. Williams	Wales	365 68.6
6	O. Paine	Germany	315 59.9
7	V. Lobzhanidze	Georgia	338 58.5
8	A. Dupont	France	452 55.8
9	F. Russell	Scotland	480 36.2
10	P. Garbisi	Italy	392 33.3

## PASSING ACCURACY\*\*

		Total	%
1	T. Williams	Wales	313 97.8%
2	A. Smith	New Zealand	262 97.7%
3	O. Paine	Germany	236 97.5%
4	G. Bertranou	Argentina	259 96.9%
5	J. van Poortvliet	England	317 96.8%
6	S. Varney	Italy	283 96.8%
7	A. Dupont	France	315 96.5%
8	B. White	Scotland	309 96.4%
9	V. Lobzhanidze	Georgia	247 96.4%
10	C. Murray	Ireland	202 95.0%

## BREAK ASSIST PASSES

		Games	Total
1	J. Brex	Italy	7 9
2	P. Garbisi	Italy	5 8
3	F. Russell	Scotland	6 7
3	M. Hansen	Ireland	6 7
5	O. Farrell	England	6 4
5	T. Allan	Italy	8 4
5	J. Lowe	Ireland	6 4
5	B. Kinghorn	Scotland	8 4
5	M. Libbok	South Africa	5 4
5	L. Matkava	Georgia	7 4

## OFFLOADS

		Games	Total
1	F. Russell	Scotland	6 16
2	P. Bruno	Italy	6 10
3	N. Tompkins	Wales	3 9
4	T. Faletau	Wales	5 8
5	L. Williams	Wales	4 7
5	A. Dupont	France	6 7
5	M. Nawaqanitawase	Australia	3 7
8	J. Lowe	Ireland	6 6
8	H. Jones	Scotland	7 6
8	B. Kinghorn	Scotland	8 6
8	M. Hansen	Ireland	6 6
8	M. Lamaro	Italy	7 6
8	W. Jordan	New Zealand	3 6
8	A. Tabutsadze	Georgia	7 6
8	S. Radradra	Fiji	3 6

		Minutes	Per 80*
1	F. Russell	Scotland	480 2.7
2	M. Nawaqanitawase	Australia	240 2.3
3	P. Bruno	Italy	379 2.1
4	W. Jordan	New Zealand	240 2.0
5	L. Williams	Wales	281 2.0
6	T. Faletau	Wales	331 1.9
7	S. Ravutaumada	Fiji	240 1.7
8	B. Kinghorn	Scotland	355 1.4
9	T. Gallo	Argentina	242 1.3
10	A. Capuozzo	Italy	310 1.3

\*Minimum 240 minutes played \*\*Minimum 200 Passes



# PLAYER RANKINGS - KICKS

2023 INTERNATIONALS

## KICKS IN PLAY

			Games	Total
1	F. Russell	Scotland	6	85
2	A. Dupont	France	6	62
3	J. van Poortvliet	England	7	59
4	O. Farrell	England	6	53
5	V. Lobzhanidze	Georgia	7	50
6	T. Ramos	France	6	46
6	T. Williams	Wales	8	46
8	J. Gott	Belgium	4	40
9	R. Ntamack	France	6	39
9	D. Niniashvili	Georgia	5	39

			Minutes	Per 80*
1	F. Russell	Scotland	480	14.2
2	J. van Poortvliet	England	368	12.8
3	V. Lobzhanidze	Georgia	338	11.8
4	A. Dupont	France	452	11.0
5	O. Farrell	England	417	10.2
6	T. Williams	Wales	365	10.1
7	J. Gott	Belgium	320	10.0
8	D. Biggar	Wales	282	9.4
9	B. White	Scotland	333	8.4
10	D. Niniashvili	Georgia	379	8.2

## KICKING METRES

			Games	Total
1	F. Russell	Scotland	6	2,699
2	A. Dupont	France	6	1,948
3	O. Farrell	England	6	1,600
4	J. van Poortvliet	England	7	1,583
5	V. Lobzhanidze	Georgia	7	1,572
6	T. Ramos	France	6	1,528
7	R. Ntamack	France	6	1,526
8	J. Gott	Belgium	4	1,419
9	J. Lowe	Ireland	6	1,402
10	D. Niniashvili	Georgia	5	1,372

			Minutes	Per 80*
1	F. Russell	Scotland	480	449.8
2	V. Lobzhanidze	Georgia	338	372.1
3	J. Gott	Belgium	320	354.7
4	A. Dupont	France	452	344.8
5	J. van Poortvliet	England	368	344.2
6	O. Farrell	England	417	306.9
7	D. Niniashvili	Georgia	379	289.5
8	R. Ntamack	France	422	289.3
9	B. White	Scotland	333	266.8
10	T. Williams	Wales	365	265.5

## METRES / KICKS IN PLAY\*\*

			Games	Avg*
1	Blair Kinghorn	Scotland	8	47.2
2	Freddie Steward	England	8	41.9
3	Luka Matkava	Georgia	7	39.5
4	Romain Ntamack	France	6	39.1
5	Samu Kerevi	Australia	4	38.5
6	Hugo Keenan	Ireland	6	37.1
7	James Lowe	Ireland	6	36.9
8	Jordan Gott	Belgium	4	35.5
9	Davit Niniashvili	Georgia	5	35.2
10	Duncan Paia'aua	Samoa	3	34.3

\*Minimum 240 minutes played \*\*Minimum 2 Kicks / 80min



# PLAYER RANKINGS - LINEOUTS

2023 INTERNATIONALS

## LINEOUTS WON (INC. STEALS)

		Games	Total	
1	F. Ruzza	Italy	8	51
2	N. Cheishvili	Georgia	6	26
3	R. Gray	Scotland	6	25
4	M. Itoje	England	7	24
4	B. Saghinadze	Georgia	5	24
6	J. Ryan	Ireland	6	23
6	M. Kruzycki	Poland	5	23
8	A. Beard	Wales	6	20
8	T. Flament	France	7	20
10	J. Gonzalez	Argentina	4	19

		Minutes	Per 80*	
1	F. Ruzza	Italy	570	7.2
2	M. Kruzycki	Poland	332	5.5
3	L. Chachanidze	Georgia	249	5.5
4	R. Gray	Scotland	380	5.3
5	J. Gonzalez	Argentina	301	5.0
6	N. Frost	Australia	240	5.0
7	B. Saghinadze	Georgia	390	4.9
8	N. Cheishvili	Georgia	442	4.7
9	I. Nasilasila	Fiji	240	4.7
10	J. Tipuric	Wales	294	4.4

## LINEOUT STEALS

		Games	Total	
1	J. Ryan	Ireland	6	5
1	B. Saghinadze	Georgia	5	5
3	R. Meli Derenalagi	Fiji	3	4
4	R. Gray	Scotland	6	3
4	S. Ferreira	Germany	4	3
4	F. Ruzza	Italy	8	3
4	N. Frost	Australia	3	3
4	T. Vaa'i	New Zealand	3	3
4	M. Kruzycki	Poland	5	3
10	J. George	England	7	2
10	C. Lawes	England	3	2
10	J. Tipuric	Wales	4	2
10	J. Kleyn	South Africa	3	2
10	G. Gilchrist	Scotland	5	2
10	G. Turner	Scotland	7	2

		Minutes	Per 80*	
1	B. Saghinadze	Georgia	390	1.0
2	N. Frost	Australia	240	1.0
3	J. Ryan	Ireland	469	0.9
4	S. Ferreira	Germany	309	0.8
5	M. Kruzycki	Poland	332	0.7
6	J. Cornelsen	Japan	240	0.7
7	L. Chachanidze	Georgia	249	0.6
8	R. Gray	Scotland	380	0.6
9	G. Gilchrist	Scotland	263	0.6
10	J. Tipuric	Wales	294	0.5

## LINEOUT THROWS WON

		Games	Total	
1	J. George	England	7	75
2	G. Nicotera	Italy	7	65
3	G. Turner	Scotland	7	63
4	S. Mamukashvili	Georgia	6	51
5	K. Owens	Wales	5	48
6	J. Montoya	Argentina	4	44
7	J. Marchand	France	6	43
8	D. Sheehan	Ireland	5	41
8	G. Buczek	Poland	4	41
10	G. Chkoidze	Georgia	5	34

## LINEOUT SUCCESS RATE\*\*

		Games	Total*	
1	J. George	England	7	93.8%
2	J. Montoya	Argentina	4	93.6%
3	G. Turner	Scotland	7	91.3%
4	S. Mamukashvili	Georgia	6	91.1%
5	G. Nicotera	Italy	7	90.3%
6	J. Marchand	France	6	87.8%
7	K. Owens	Wales	5	87.3%
8	G. Buczek	Poland	4	78.8%
9	A. Cuffolo	Belgium	5	72.7%

\*Minimum 240 minutes played \*\*Minimum 2 lineout throws / 80



# PLAYER RANKINGS - TACKLES & TURNOVERS

2023 INTERNATIONALS

## SUCCESSFUL TACKLES

			Games	Total
1	M. Fagerson	Scotland	7	105
2	T. Flament	France	7	98
3	C. Ollivon	France	6	85
4	L. Cannone	Italy	8	84
4	G. Nicotera	Italy	7	84
6	M. Itoje	England	7	79
6	J. van der Flier	Ireland	6	79
6	J. Morgan	Wales	5	79
9	J. George	England	7	77
9	L. Ludlam	England	6	77

			Minutes	Per 80*
1	J. Willis	England	253	20.2
2	F. Cros	France	288	18.1
3	J. Morgan	Wales	352	18.0
4	M. Fagerson	Scotland	473	17.8
5	J. Gray	Scotland	240	17.0
6	P. Willemse	France	289	16.9
7	R. Valetini	Australia	320	16.8
8	G. Nicotera	Italy	411	16.4
9	T. Flament	France	481	16.3
10	J. Tipuric	Wales	294	15.8

## DOMINANT TACKLES

			Games	Total
1	D. Fischetti	Italy	7	11
2	B. Saghinadze	Georgia	5	9
3	J. Tipuric	Wales	4	8
3	L. Ludlam	England	6	8
3	J. Morgan	Wales	5	8
3	G. Nicotera	Italy	7	8
7	M. Itoje	England	7	7
7	S. Barrett	New Zealand	3	7
7	V. Lobzhanidze	Georgia	7	7
7	J. Ryan	Ireland	6	7

## TACKLE SUCCESS RATE\*\*

			Minutes	%*
1	K. Mikautadze	Georgia	384	100.0%
1	J. Dempsey	Scotland	372	100.0%
1	J. Gray	Scotland	240	100.0%
1	S. Barrett	New Zealand	240	100.0%
1	G. Gilchrist	Scotland	263	100.0%
1	J. Cornelsen	Japan	240	100.0%
1	W. Jordan	New Zealand	240	100.0%
8	J. Tipuric	Wales	294	98.3%
9	J. Ryan	Ireland	469	97.3%
10	G. Tsutskiridze	Georgia	447	97.2%

## TURNOVERS WON

			Games	Total
1	B. Saghinadze	Georgia	5	7
2	S. Kitshoff	South Africa	4	6
2	J. Ritchie	Scotland	6	6
2	C. Doris	Ireland	7	6
5	J. Danty	France	4	5
5	S. Ferreira	Germany	4	5
5	J. Ryan	Ireland	6	5
5	R. Meli Drenalagi	Fiji	3	5
5	M. Zuliani	Italy	6	5
5	G. Chkoidze	Georgia	5	5
5	L. Ivanishvili	Georgia	2	5
5	D. Wolf	Germany	5	5
5	O. Stein	Germany	5	5

			Minutes	Per 80*
1	B. Saghinadze	Georgia	390	1.4
2	J. Danty	France	288	1.4
3	S. Ferreira	Germany	309	1.3
4	S. Mamukashvili	Georgia	261	1.2
5	C. Doris	Ireland	422	1.1
6	J. Tipuric	Wales	294	1.1
7	M. Hendrickx	Belgium	300	1.1
8	O. Stein	Germany	394	1.0
9	S. Barrett	New Zealand	240	1.0
9	J. Ritchie	Scotland	480	1.0
9	N. Frost	Australia	240	1.0

\*Minimum 240 minutes played \*\*Minimum 5 tackles / 80



# PLAYER RANKINGS - DISCIPLINE

2023 INTERNATIONALS

## PENS CONCEDED

		Games	Total	
1	K. Sinckler	England	7	7
1	J. Berger	Belgium	4	7
1	R. Gray	Scotland	6	7
1	J. Dempsey	Scotland	7	7
1	J. Montoya	Argentina	4	7
1	A. Beard	Wales	6	7
1	F. Zani	Italy	7	7
1	E. Genge	England	8	7
1	J. Ryan	Ireland	6	7
1	M. Fagerson	Scotland	7	7
1	S. Falatea	France	6	7
1	L. Cannone	Italy	8	7
1	D. Niniashvili	Georgia	5	7
1	S. Taufui Halaifonua	Poland	4	7

			Minutes	Per 80*
1	A. Porter	Ireland	435	2.6
2	J. Schroder	Germany	250	2.6
3	T. Fidler	Poland	300	2.4
4	Z. Fagerson	Scotland	301	2.4
5	D. Fischetti	Italy	381	2.3
6	S. Rodwell	Germany	313	2.3
7	S. Taufui Halaifonua	Poland	275	2.0
8	J. Renc	Germany	358	2.0
9	J. Montoya	Argentina	287	2.0
10	T. Faletau	Wales	331	1.9

## CARDS

		Games	Yellows	
1	L. Williams	Wales	4	2
1	L. Cannone	Italy	8	2
1	S. Abramishvili	Georgia	3	2
1	T. Deceuninck	Belgium	5	2
5	C. Ollivon	France	6	1
5	U. Atonio	France	5	1
5	J. Berger	Belgium	4	1
5	D. Porecki	Australia	4	1
5	D. de Allende	South Africa	3	1
5	R. Webb	Wales	4	1
5	S. Ferreira	Germany	4	1
5	F. Mostert	South Africa	3	1
5	S. Mamukashvili	Georgia	6	1
5	M. Sharikadze	Georgia	5	1
5	G. Turner	Scotland	7	1

			Games	Reds
1	B. Vunipola	England	2	1
1	O. Farrell	England	6	1
1	P. Labuschagne	Japan	1	1
1	G. Gilchrist	Scotland	5	1
1	M. Leitch	Japan	1	1
1	Z. Fagerson	Scotland	5	1
1	M. Haouas	France	1	1
1	F. Steward	England	8	1
1	T. Deceuninck	Belgium	5	1

\*Minimum 240 minutes played



**PLAYER COMPARISON**  
**2023 INTERNATIONALS**  
**ENGLAND & FIJI**

# PLAYER COMPARISON - POINTS

2023 INTERNATIONALS

POINTS							
ENGLAND			FIJI				
		Games	Total			Games	Total
1	O. Farrell	6	37	1	C. Muntz	3	29
2	M. Smith	7	14	2	T. Ikanivere	4	15
3	G. Ford	3	10	3	W. Nayacalevu	2	10
3	J. George	7	10	3	F. Lomani	3	10
3	K. Sinckler	7	10	5	B. Volavola	2	8
3	M. Malins	6	10				

TRIES							
ENGLAND			FIJI				
		Games	Total			Games	Total
1	J. George	7	2	1	T. Ikanivere	4	3
1	K. Sinckler	7	2	2	W. Nayacalevu	2	2
1	M. Malins	6	2	2	F. Lomani	3	2
4	A. Watson	5	1	4	J. Tuisova	2	1
4	M. Itoje	7	1	4	S. Matavesi	3	1
4	E. Genge	8	1	4	E. Mawi	4	1
4	J. Willis	6	1	4	S. Radradra	3	1
4	O. Lawrence	6	1	4	P. Matawalu	2	1
4	F. Steward	8	1	4	S. Kuruvoli	3	1
4	O. Chessum	5	1	4	I. Masi	2	1
4	H. Arundell	5	1	4	S. Ravutaumada	3	1

GOAL KICKING*									
ENGLAND			FIJI						
		Made	Missed	%		Made	Missed	%	
1	M. Smith	5	0	100.0%	1	B. Volavola	4	1	80.0%
2	G. Ford	4	1	80.0%					
3	O. Farrell	14	8	63.6%	1	C. Muntz	12	3	80.0%

\*Minimum 5 Kicks at Goal

# PLAYER COMPARISON - CARRIES

2023 INTERNATIONALS

CARRIES							
ENGLAND			FIJI				
	Games	Total		Games	Total		
1	F. Steward	8	90	1	V. Mata	3	36
2	E. Genge	8	67	2	S. Maqala	3	34
3	L. Ludlam	6	53	3	S. Radradra	3	31
3	A. Dombrandt	6	53	4	L. Botia	2	22
5	M. Itoje	7	41	5	L. Tagi	4	21

METRES							
ENGLAND			FIJI				
	Games	Total		Games	Total		
1	F. Steward	8	741.3	1	S. Maqala	3	290.4
2	M. Smith	7	331.5	2	V. Mata	3	235.4
3	E. Genge	8	309.9	3	W. Nayacalevu	2	226.3
4	O. Lawrence	6	297.9	4	S. Ravutaumada	3	223.0
5	A. Dombrandt	6	294.5	5	I. Droasese	3	178.2

DEFENDERS BEATEN							
ENGLAND			FIJI				
	Games	Total		Games	Total		
1	F. Steward	8	21	1	C. Muntz	3	9
2	E. Genge	8	15	2	J. Tuisova	2	8
2	O. Lawrence	6	15	3	W. Nayacalevu	2	7
4	M. Smith	7	14	3	S. Maqala	3	7
5	A. Watson	5	13	5	K. Ravouvou	2	6

# PLAYER COMPARISON - PASSING

2023 INTERNATIONALS

## PASSES

ENGLAND			FIJI		
	Games	Total		Games	Total
1 J. van Poortvliet	7	317	1 F. Lomani	3	124
2 O. Farrell	6	113	2 S. Kuruvoli	3	98
3 B. Youngs	3	109	3 C. Muntz	3	39
4 D. Care	2	83	4 S. Radradra	3	24
4 A. Mitchell	4	83	5 P. Matawalu	2	19

## PASSING ACCURACY%\*\*

ENGLAND			FIJI		
	Games	Total		Games	Total
1 J. van Poortvliet	7	96.8%			

## OFFLOADS

ENGLAND			FIJI		
	Games	Total		Games	Total
1 J. van Poortvliet	7	5	1 S. Radradra	3	6
2 O. Farrell	6	4	2 S. Ravutaumada	3	5
3 E. Genge	8	3	3 S. Maqala	3	4
3 M. Smith	7	3	4 J. Wainiqolo	3	3
5 J. Marchant	5	2	5 L. Botia	2	2
5 M. Malins	6	2	5 S. Matavesi	3	2
5 F. Steward	8	2	5 P. Ravai	3	2
			5 F. Lomani	3	2
			5 I. Droasese	3	2

# PLAYER COMPARISON - KICKS

2023 INTERNATIONALS

## KICKS IN PLAY

ENGLAND			FIJI				
	Games	Total		Games	Total		
1	J. van Poortvliet	7	59	1	F. Lomani	3	18
2	O. Farrell	6	53	2	S. Kuruvoli	3	11
3	F. Steward	8	27	3	B. Volavola	2	10
4	M. Smith	7	20	4	C. Muntz	3	8
5	G. Ford	3	19	5	J. Tuisova	2	4
				5	S. Maqala	3	4

## KICKING METRES

ENGLAND			FIJI				
	Games	Total		Games	Total		
1	O. Farrell	6	1,599.7	1	F. Lomani	3	507.1
2	J. van Poortvliet	7	1,583.4	2	S. Kuruvoli	3	357.0
3	F. Steward	8	1,130.6	3	B. Volavola	2	340.8
4	G. Ford	3	695.0	4	C. Muntz	3	229.7
5	B. Youngs	3	595.2	5	J. Tuisova	2	182.1

## METRES / KICKS IN PLAY\*\*

ENGLAND			FIJI				
	Games	Avg*		Games	Avg*		
1	F. Steward	8	41.9				
2	O. Farrell	6	30.2				
3	M. Malins	6	28.0	1	S. Ravutaumada	3	32.3
4	J. van Poortvliet	7	26.8				

\*Minimum 240 minutes played \*\*Minimum 2 Kicks / 80min

# PLAYER COMPARISON - LINEOUTS

2023 INTERNATIONALS

## LINEOUTS WON (INC. STEALS)

ENGLAND		
	Games	Total
1 M. Itoje	7	24
2 O. Chessum	5	18
3 L. Ludlam	6	17
4 C. Lawes	3	12
5 G. Martin	2	5

FIJI		
	Games	Total
1 I. Nasilasila	3	14
2 R. Meli Derenalagi	3	11
3 L. Tagitagivalu	2	6
4 V. Mata	3	5
5 T. Mayanavanua	3	3
5 K. Kamikamica	2	3

## LINEOUT STEALS

ENGLAND		
	Games	Total
1 J. George	7	2
1 C. Lawes	3	2

FIJI		
	Games	Total
1 R. Meli Derenalagi	3	4

## LINEOUT THROWS WON

ENGLAND		
	Games	Total
1 J. George	7	75
2 J. Blamire	1	6
3 T. Dan	3	5
4 A. Watson	5	1
4 J. Walker	5	1
4 M. Smith	7	1
4 J. van Poortvliet	7	1
4 H. Arundell	5	1

FIJI		
	Games	Total
1 S. Matavesi	3	24
2 T. Ikanivere	4	19
3 Z. Togatama	1	2
4 J. Tuisova	2	1
4 I. Droasese	3	1

# PLAYER COMPARISON - TACKLES

2023 INTERNATIONALS

## SUCCESSFUL TACKLES

ENGLAND		
	Games	Total
1 M. Itoje	7	79
2 J. George	7	77
2 L. Ludlam	6	77
4 K. Sinckler	7	65
5 J. Willis	6	64

FIJI		
	Games	Total
1 L. Tagitagivalu	2	26
1 I. Nasilasila	3	26
3 E. Mawi	4	23
4 L. Botia	2	19
4 A. Tuisue	3	19

## DOMINANT TACKLES

ENGLAND		
	Games	Total
1 L. Ludlam	6	8
2 M. Itoje	7	7
3 D. Ribbans	4	6
4 J. Willis	6	5
4 B. Curry	4	5

FIJI		
	Games	Total
1 J. Wainiqolo	3	4
2 A. Tuisue	3	3
2 L. Tagitagivalu	2	3
2 T. Ikanivere	4	3
5 E. Mawi	4	2
5 T. Cirikidaveta	4	2
5 I. Nasilasila	3	2

## TURNOVERS WON

ENGLAND		
	Games	Total
1 M. Itoje	7	4
2 C. Lawes	3	3
2 L. Ludlam	6	3
2 J. Willis	6	3
2 A. Dombrandt	6	3

FIJI		
	Games	Total
1 R. Meli Derenalagi	3	5
2 L. Botia	2	2
2 A. Tuisue	3	2
2 S. Radradra	3	2
5 B. Volavola	2	1
5 F. Lomani	3	1
5 E. Mawi	4	1
5 T. Ikanivere	4	1
5 J. Wainiqolo	3	1
5 V. Habosi	1	1
5 S. Ravutaumada	3	1

# PLAYER COMPARISON - DISCIPLINE

2023 INTERNATIONALS

## PENS CONCEDED

ENGLAND		Games	Total
1	M. Itoje	7	10
2	K. Sinckler	7	7
2	E. Genge	8	7
4	L. Ludlam	6	5
4	W. Stuart	3	5
4	F. Steward	8	5

FIJI		Games	Total
1	V. Mata	3	5
2	I. Nasilasila	3	4
3	T. Cirikidaveta	4	3
3	S. Maqala	3	3
5	P. Ravai	3	2
5	L. Tagi	4	2
5	F. Lomani	3	2
5	S. Radradra	3	2

## YELLOW CARDS

ENGLAND		Games	Total
1	E. Genge	8	1
1	J. Willis	6	1
1	F. Steward	8	1
1	H. Arundell	5	1

FIJI		Games	Total
1	S. Maqala	3	1

## RED CARDS

ENGLAND		Games	Total
1	B. Vunipola	2	1
1	O. Farrell	6	1
1	F. Steward	8	1

FIJI		Games	Total
------	--	-------	-------

# ***MATCH OFFICIALS***

# OFFICIALS - COMPETITION DATA

2023 INTERNATIONALS

COMPETITION TOTAL														
Referee	Games Refereed	Penalty Given	Foul	Lineout	Offside	Maul	Scrum	Ruck	Tackles	Other	Yellow Card	Red Card	Rucks 0-3 %	Scrums Played %
Andrew Brace	1	28	0	0	5	3	2	13	3	2	3	0	67.6%	50.0%
Angus Gardner	1	25	0	0	7	1	5	8	2	2	1	0	64.5%	30.8%
Ben O'Keefe	1	23	0	0	3	2	4	13	1	0	0	0	69.9%	35.7%
Damon Murphy	1	27	1	0	4	4	4	9	3	2	2	0	68.0%	52.9%
Jaco Peyper	1	20	1	2	1	0	3	7	5	1	1	1	60.6%	42.9%
James Doleman	1	21	0	2	1	3	4	9	1	1	2	0	68.9%	50.0%
Karl Dickson	1	28	1	0	5	0	3	13	3	3	1	0	61.2%	38.5%
Luke Pearce	1	16	0	0	2	1	3	7	1	2	0	0	64.0%	42.9%
Mathieu Raynal	1	15	0	0	0	0	3	10	0	2	0	0	47.4%	52.6%
Matthew Carley	1	25	0	2	4	3	1	9	3	3	1	0	68.6%	75.0%
Mike Adamson	1	20	0	0	3	0	4	7	3	3	0	0	61.0%	38.5%
Nic Berry	1	14	0	0	2	1	3	6	1	1	0	0	56.7%	66.7%
Nika Amashukeli	1	19	0	0	5	2	2	8	1	1	0	2	67.8%	58.3%
Paul Williams	1	19	0	0	2	1	3	12	0	1	0	0	60.2%	33.3%
Wayne Barnes	1	15	0	1	2	0	0	9	2	1	1	0	61.4%	80.0%
<b>Season Total</b>	<b>15</b>	<b>315</b>	<b>3</b>	<b>7</b>	<b>46</b>	<b>21</b>	<b>44</b>	<b>140</b>	<b>29</b>	<b>25</b>	<b>12</b>	<b>3</b>	<b>62.8%</b>	<b>48.1%</b>

COMPETITION AVERAGE														
Referee	Games Refereed	Penalty Given	Foul	Lineout	Offside	Maul	Scrum	Ruck	Tackles	Other	Yellow Card	Red Card	Rucks 0-3 %	Scrums Played %
Andrew Brace	1	28.0	0.0	0.0	5.0	3.0	2.0	13.0	3.0	2.0	3.0	0.0	67.6%	50.0%
Angus Gardner	1	25.0	0.0	0.0	7.0	1.0	5.0	8.0	2.0	2.0	1.0	0.0	64.5%	30.8%
Ben O'Keefe	1	23.0	0.0	0.0	3.0	2.0	4.0	13.0	1.0	0.0	0.0	0.0	69.9%	35.7%
Damon Murphy	1	27.0	1.0	0.0	4.0	4.0	4.0	9.0	3.0	2.0	2.0	0.0	68.0%	52.9%
Jaco Peyper	1	20.0	1.0	2.0	1.0	0.0	3.0	7.0	5.0	1.0	1.0	1.0	60.6%	42.9%
James Doleman	1	21.0	0.0	2.0	1.0	3.0	4.0	9.0	1.0	1.0	2.0	0.0	68.9%	50.0%
Karl Dickson	1	28.0	1.0	0.0	5.0	0.0	3.0	13.0	3.0	3.0	1.0	0.0	61.2%	38.5%
Luke Pearce	1	16.0	0.0	0.0	2.0	1.0	3.0	7.0	1.0	2.0	0.0	0.0	64.0%	42.9%
Mathieu Raynal	1	15.0	0.0	0.0	0.0	0.0	3.0	10.0	0.0	2.0	0.0	0.0	47.4%	52.6%
Matthew Carley	1	25.0	0.0	2.0	4.0	3.0	1.0	9.0	3.0	3.0	1.0	0.0	68.6%	75.0%
Mike Adamson	1	20.0	0.0	0.0	3.0	0.0	4.0	7.0	3.0	3.0	0.0	0.0	61.0%	38.5%
Nic Berry	1	14.0	0.0	0.0	2.0	1.0	3.0	6.0	1.0	1.0	0.0	0.0	56.7%	66.7%
Nika Amashukeli	1	19.0	0.0	0.0	5.0	2.0	2.0	8.0	1.0	1.0	0.0	2.0	67.8%	58.3%
Paul Williams	1	19.0	0.0	0.0	2.0	1.0	3.0	12.0	0.0	1.0	0.0	0.0	60.2%	33.3%
Wayne Barnes	1	15.0	0.0	1.0	2.0	0.0	0.0	9.0	2.0	1.0	1.0	0.0	61.4%	80.0%
<b>Season Average</b>	<b>15</b>	<b>21.0</b>	<b>0.2</b>	<b>0.5</b>	<b>3.1</b>	<b>1.4</b>	<b>2.9</b>	<b>9.3</b>	<b>1.9</b>	<b>1.7</b>	<b>0.8</b>	<b>0.2</b>	<b>62.8%</b>	<b>48.1%</b>

# OFFICIALS - COMPETITION DATA

2023 INTERNATIONALS

COMPETITION TOTAL														
Referee	Games Refereed	Penalties Given	Foul	Lineout	Offside	Maul	Scrum	Ruck	Tackles	Other	Yellow Card	Red Card	% Ruck Speed 0-3	% Scrums Played
Adam Leal	2	58	1	3	8	8	10	17	6	4	5	0	59.4%	37.1%
Andrew Brace	5	125	1	1	14	8	15	65	14	4	8	0	53.7%	60.8%
Angus Gardner	6	131	0	2	20	7	20	66	10	6	1	1	61.3%	60.6%
Ben O'Keefe	5	119	3	5	24	4	14	53	4	11	7	0	64.1%	50.0%
Brendon Pickerill	3	64	0	0	14	1	7	33	6	2	2	0	62.1%	56.4%
Craig Evans	3	86	1	4	8	8	13	27	14	7	5	1	56.9%	42.9%
Damon Murphy	5	135	2	4	26	20	24	38	11	10	10	0	62.6%	48.6%
Frank Murphy	3	67	1	0	9	5	7	35	4	5	1	0	60.3%	57.4%
Graham Cooper	2	48	0	1	8	4	3	24	6	2	3	0	49.8%	50.0%
Jaco Peyper	6	126	0	7	20	11	24	44	14	5	7	1	64.0%	60.2%
James Doleman	4	107	1	1	21	7	14	48	7	5	7	1	62.9%	58.8%
Jordan Way	2	45	0	0	15	3	14	11	2	0	2	0	52.8%	44.4%
Karl Dickson	4	99	1	3	15	4	9	48	6	10	2	0	70.0%	55.0%
Luke Pearce	5	96	0	1	12	13	11	40	10	9	4	1	60.4%	54.7%
Mathieu Raynal	4	89	0	3	13	5	16	39	7	5	6	1	65.2%	47.3%
Matthew Carley	3	66	1	2	9	4	10	32	2	6	1	1	63.3%	50.0%
Mike Adamson	5	123	0	3	20	8	18	50	8	16	4	1	52.5%	59.2%
Nic Berry	5	111	1	1	20	10	7	61	6	4	7	1	56.6%	66.7%
Nika Amashukeli	4	93	0	1	19	4	6	46	10	7	7	1	70.6%	78.6%
Paul Williams	4	98	2	3	6	4	14	54	6	5	6	0	61.2%	46.3%
Romain Poite	2	49	1	1	8	3	11	21	1	3	2	0	55.0%	48.5%
Tual Trainini	2	57	1	0	6	8	5	26	5	6	4	1	60.5%	45.0%
Wayne Barnes	4	87	0	3	15	1	8	43	8	9	3	0	65.6%	60.8%

\*Minimum 2 games refereed

# MATCH OFFICIAL - PREVIOUS GAMES FOR TEAMS

Jaco Peyper

## JACO PEYPER AS MATCH OFFICIAL FOR ENGLAND

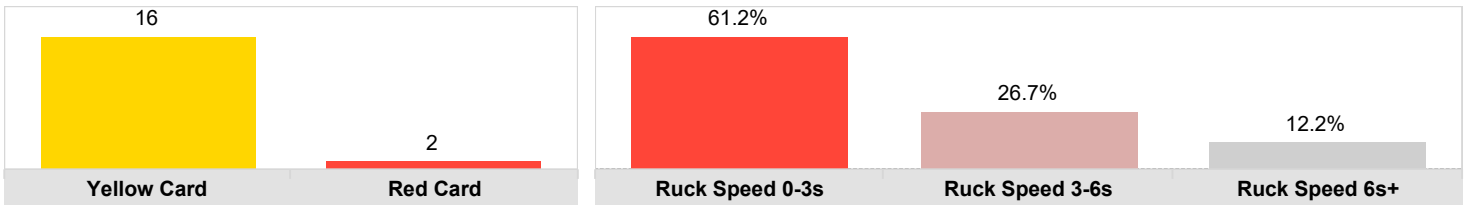
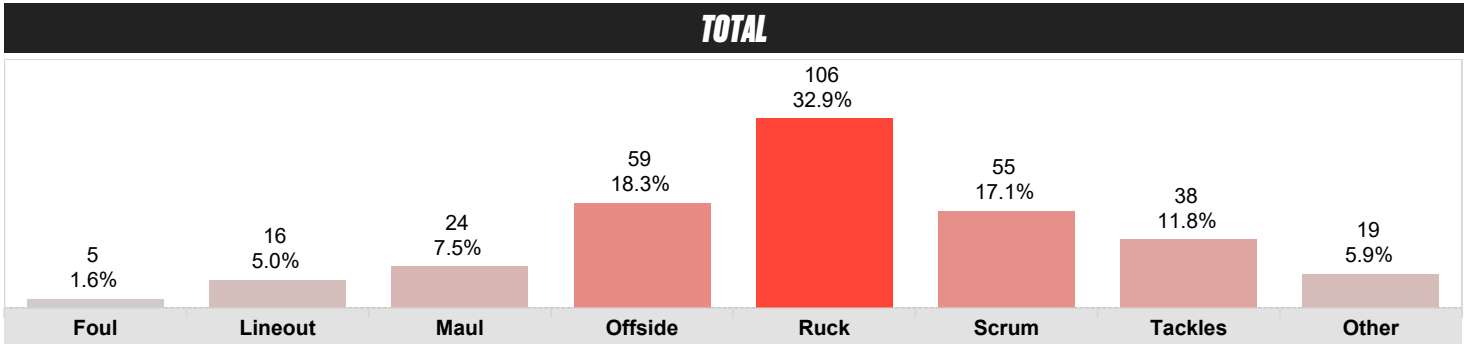
Fixtures	Date	Res.	Penalty Given	Foul	Lineout	Maul	Offside	Ruck	Scrum	Tackles	Other	Open Play	Yellow Card	Red Card	Rucks 0-3 %	Scrums Played %
New Zealand v England	14/06/14	L	0	0	0	0	0	0	0	0	0	0	1	0	58.8%	47.4%
England v Samoa	22/11/14	W	0	0	0	0	0	0	0	0	0	0	1	0	53.4%	38.9%
France v England	22/08/15	L	0	0	0	0	0	0	0	0	0	0	0	0	54.8%	20.0%
England v Fiji	18/09/15	W	0	0	0	0	0	0	0	0	0	0	1	0	67.9%	40.9%
England v Australia	03/12/16	W	18	3	0	3	1	7	3	0	1	0	1	0		0.0%
France v England	10/03/18	L	26	3	0	1	3	3	3	12	1	1	1	0	53.4%	21.4%
England v Australia	24/11/18	W	16	2	0	2	4	0	4	4	0	0	0	0	60.2%	44.4%
Wales v England	23/02/19	L	12	3	1	0	2	2	1	3	0	0	0	0	43.9%	53.3%
England v Ireland	23/02/20	W	19	3	0	1	4	2	4	4	1	0	0	0	55.3%	47.6%
England v Australia	13/11/21	W	27	0	2	0	2	9	5	5	3	0	2	0	44.2%	25.0%
France v England	19/03/22	L	17	0	1	2	1	8	3	0	2	0	0	0	65.3%	53.3%
Ireland v England	18/03/23	L	20	1	2	0	1	7	3	5	1	0	1	1	60.6%	42.9%

## JACO PEYPER AS MATCH OFFICIAL FOR FIJI

Fixtures	Date	Res.	Penalty Given	Foul	Lineout	Maul	Offside	Ruck	Scrum	Tackles	Other	Open Play	Yellow Card	Red Card	Rucks 0-3 %	Scrums Played %
Fiji v Scotland	16/06/12	L	0	0	0	0	0	0	0	0	0	0	0	0	46.1%	69.2%
England v Fiji	18/09/15	L	0	0	0	0	0	0	0	0	0	0	1	0	67.9%	40.9%
Spain v Fiji	06/11/21	W	18	0	0	1	5	8	3	1	0	0	0	0	65.0%	65.0%

# MATCH OFFICIAL - OVERVIEW - LAST 5 YEARS

Jaco Peyper



Fixtures	Date	Penalty Given	Foul	Lineout	Maul	Offside	Ruck	Scrum	Tackles	Other	Open Play	Yellow Card	Red Card	Rucks 0-3 %	Scrums Played %
England v Ireland	23/02/20	19	3	0	1	4	2	4	4	1	0	0	0	55%	48%
Sharks v British & Irish Lions	07/07/21	22	0	0	0	6	7	5	1	2	0	1	0	54%	38%
South Africa A v British & Irish Lions	14/07/21	27	0	1	3	6	10	2	1	3	0	2	0	44%	36%
Argentina v New Zealand	18/09/21	18	0	0	2	3	6	3	1	3	0	0	0	75%	59%
Argentina v Australia	02/10/21	25	0	4	1	5	5	5	3	2	0	2	0	62%	45%
Spain v Fiji	06/11/21	18	0	0	1	5	8	3	1	0	0	0	0	65%	65%
England v Australia	13/11/21	27	0	2	0	2	9	5	5	3	0	2	0	44%	25%
Ireland v Wales	05/02/22	20	0	0	4	3	8	4	1	0	0	1	0	67%	76%
France v England	19/03/22	17	0	1	2	1	8	3	0	2	0	0	0	65%	53%
Australia A v Samoa	02/07/22	16	0	2	1	3	4	4	2	0	0	1	0	71%	63%
New Zealand v Ireland	09/07/22	28	0	2	3	6	7	5	5	0	0	3	1	65%	67%
France v Australia	05/11/22	21	0	1	2	4	8	1	4	1	0	0	0	66%	57%
Ireland v England	18/03/23	20	1	2	0	1	7	3	5	1	0	1	1	61%	43%
Australia v Argentina	15/07/23	24	1	1	1	4	8	4	4	1	0	1	0	57%	64%
Georgia v USA	19/08/23	23	0	0	3	6	9	4	1	0	0	2	0	59%	67%
<b>Referee Average</b>		21.7	0.3	1.1	1.6	3.9	7.1	3.7	2.5	1.3	0.0	1.1	0.1	61%	55%
<b>All Competitions Average</b>		23.0	0.2	0.6	1.7	3.3	9.6	3.6	2.2	1.4	0.0	1.2	0.2	60%	52%