



MEDIA GUIDE

2023



#OURCHARGE



INDEX

pg

2023 Fixtures	4
International Championship Positions	5

NATIONS

England	6
France	13
Ireland	21
Italy	28
Scotland	34
Wales	41

MATCH OFFICIALS

2023 Appointments	48
2023 Referees	49
Officials Records	52
Officials Index	53

HEAD TO HEADS

Head to Heads	56
---------------	----

RECORDS

Table Records 2001-2022	75
Team Records 2001-2022	78
Individual Records 2001-2022	83

2021 IN DETAIL

2022 Championship in Detail	91
2021 Performance Stats	96

CONTACTS


Union Contacts	100
Six Nations	101



Q Six Nations Rugby

Mr. Sports

where all fans play



TikTok

TikTok
6NATIONS

2023 FIXTURES

ROUND 1

WALES		25/03 14:15 <small>GMT</small>		IRELAND
ENGLAND		25/03 16:45 <small>GMT</small>		SCOTLAND
ITALY		26/03 15:00 <small>BST</small>		FRANCE

ROUND 2

IRELAND		01/04 15:15 <small>BST</small>		FRANCE
SCOTLAND		01/04 17:30 <small>BST</small>		WALES
ENGLAND		02/04 15:00 <small>BST</small>		ITALY

ROUND 3

WALES		15/04 14:15 <small>BST</small>		ENGLAND
ITALY		15/04 16:45 <small>BST</small>		IRELAND
FRANCE		16/04 15:15 <small>BST</small>		SCOTLAND

ROUND 4

IRELAND		22/04 14:15 <small>BST</small>		ENGLAND
SCOTLAND		22/04 16:45 <small>BST</small>		ITALY
FRANCE		23/04 15:15 <small>BST</small>		WALES

ROUND 5

ENGLAND		29/04 13:00 <small>BST</small>		FRANCE
ITALY		29/04 15:30 <small>BST</small>		WALES
SCOTLAND		29/04 19:30 <small>BST</small>		IRELAND

ROUND 1

ROUND 2

ROUND 3

ROUND 4

ROUND 5

INDEX

ENGLAND

FRANCE

IRELAND

ITALY

SCOTLAND

WALES

OFFICIALS

HEAD TO HEADS

RECORDS

2022 IN DETAIL

CHAMPIONSHIP POSITIONS

SEASON	ENGLAND	IRELAND	SCOTLAND	WALES	FRANCE	ITALY	SPAIN
FOUR NATIONS							
1996	1	4	3	2			
1997	1	4	2	3			
1998	2	4	1	3			
FIVE NATIONS							
1999	1	5	3	4	2		
2000	1		4	5	2		3
SIX NATIONS							
2001							
2002	2	6	5	4	1		3
2003	1	5	2	4	3		6
2004	2	6	4	5	1		3
2005	2	5	3	6	1		4
2006	1	5	4	2	3		6
2007	1	4	5	3	2	6	
2008	1	4	6	2	3	5	
2009	1	4	5	2	3	6	
2010	1	3	4	6	2	5	
2011	1	3	6	4	2	5	
2012	1	3	6	4	2	5	
2013	3	1	6	4	2	5	
2014	2	3	6	5	1	4	
2015	4	1	6	5	2	3	
2016	2	3	6	4	1	5	
2017	1	2	4	5	3	6	
2018	2	3	5	6	1	4	
2019	1	5	6	4	3	2	
2020	1	3	5	6	2	4	
2021	1	3	5	6	2	4	
2022	1	4	6	3	2	5	
TOTALS							
Grand Slam	13	1	-	-	5	-	-
Outright C'ship	18	2	1	-	6	-	-
Triple Crown	19	1	1	1	-	-	-
Wooden Spoon	-	6	9	6	-	3	2
Whitewash	-	6	9	1	-	3	2



- INDEX
- ENGLAND
- FRANCE
- IRELAND
- ITALY
- SCOTLAND
- WALES
- OFFICIALS
- HEAD TO HEADS
- RECORDS
- 2022 IN DETAIL



**England
Rugby**

Address: Rugby Football Union
Rugby House, 200 Whitton Road,
Twickenham, TW2 7BA

CEO: Bill Sweeney

Head coach: Simon Middleton

ENGLAND IN 2022

P13, W12, L1 (World Rugby Ranking: 1st)

DATE	OPPONENT	VENUE	RESULT	SCORERS
26 Mar	Scotland	DAM Health Stadium	W 57-5	Holly Aitchison(T) Heather Cowell(T) Marlie Packer(3T) Emily Scarratt(5C) Poppy Cleall(T) Leanne Infante(T) Abby Dow(T) Helena Rowland(C) Connie Powell(T)
3 Apr	Italy	Stadio Sergio Lanfranchi	W 74-0	Emma Sing(T) Vicky Fleetwood(T) Sarah McKenna(2T) Emily Scarratt(T) Lydia Thompson(3T) Alex Matthews(T) Sarah Bern(T) Lark Davies(T) Shaunagh Brown(T) Zoe Harrison(3C) Helena Rowland(4C)
9 Apr	Wales	Kingsholm	W 58-5	Jess Breach(2T) Sarah Hunter(T) Emily Scarratt(T) Alex Matthews(T) Sarah Bern(T) Abbie Scott (Ward)(T) Lark Davies(2T) Shaunagh Brown(T) Zoe Harrison(4C)
24 Apr	Ireland	Welford Road Stadium	W 69-0	Marlie Packer(T) Emily Scarratt(5C) Lydia Thompson(2T) Sarah Bern(T) Poppy Cleall(2T) Lark Davies(2T) Zoe Harrison(2C) Ellie Kildunne(2T) Hannah Botterman(T)
30 Apr	France	Stade Jean Dauger	W 24-12	Emily Scarratt(3C/P) Sarah Bern(2T) Abbie Scott (Ward)(T)
3 Sep	United States	Sandy Park	W 52-14	Jess Breach(2T) Natasha Hunt(T) Emily Scarratt(5C) Amy Cokayne(2T) Zoe Harrison(C) Ellie Kildunne(T) Claudia Macdonald(2T)
14 Sep	Wales	Ashton Gate	W 73-7	Marlie Packer(T) Amber Reed(C) Emily Scarratt(2T/5C) Alex Matthews(T) Amy Cokayne(T) Penalty Try(T) Ellie Kildunne(T) Hannah Botterman(T) Helena Rowland(3T/2C)
8 Oct	Fiji	Eden Park	W 84-19	Emily Scarratt(5C) Lydia Thompson(2T) Amy Cokayne(2T) Zoe Aldcroft(T) Abbie Scott (Ward)(T) Leanne Infante(T) Abby Dow(T) Zoe Harrison(2C) Claudia Macdonald(4T) Helena Rowland(T) Connie Powell(T)
15 Oct	France	Semenoff Stadium	W 13-7	Emily Scarratt(T/C/2P)
23 Oct	South Africa	The Trusts Arena	W 75-0	Holly Aitchison(C) Sadia Kabeya(2T) Marlie Packer(T) Poppy Cleall(2T) Shaunagh Brown(T) Abby Dow(T) Zoe Harrison(4C) Rosie Galligan(3T) Connie Powell(3T)
30 Oct	Australia	The Trusts Arena (QF)	W 41-5	Sarah Hunter(T) Marlie Packer(3T) Emily Scarratt(2C) Alex Matthews(T) Amy Cokayne(T) Abbie Scott (Ward)(T) Helena Rowland(C)
5 Nov	Canada	Eden Park (SF)	W 26-19	Marlie Packer(T) Emily Scarratt(C/3P) Abby Dow(2T)
12 Nov	New Zealand	Eden Park (F)	L 31-34	Marlie Packer(T) Emily Scarratt(3C) Amy Cokayne(3T) Ellie Kildunne(T)
6 Nations		Rugby World Cup		

ENGLAND RECORDS

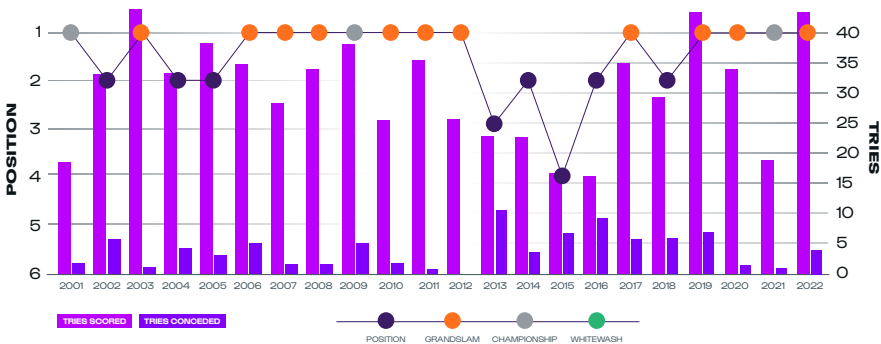
ENGLAND IN THE 6 NATIONS																			
SEASON	POS	W	D	L	Game 1	Game 2	Game 3	Game 4	Game 5	T	C	PG	DG	FOR	T	C	PG	DG	AGST
2001	1	4	0	0	Wal 18-0	Spa 28-12	Sco 39-0	Ire PP	Fra 50-6	18	12	7	0	135	2	1	2	0	18
2002	2	4	0	1	Sco 35-8	Ire 79-0	Fra 17-22	Wal 40-0	Spa 53-14	33	19	6	1	224	6	4	1	1	44
2003	1	5	0	0	Fra 57-0	Wal 69-7	Spa 74-0	Sco 31-0	Ire 46-3	45	26	0	0	277	1	1	1	0	10
2004	2	4	0	1	Spa 71-3	Sco 20-7	Ire 51-10	Wal 53-3	Fra 12-13	33	18	2	0	207	4	2	4	0	36
2005	2	4	0	1	Wal 81-0	Fra 10-13	Ire 32-0	Spa 76-0	Sco 22-10	38	14	1	0	221	3	2	2	0	23
2006	1	5	0	0	Wal 38-15	Spa 86-3	Sco 22-5	Fra 28-0	Ire 39-10	35	16	2	0	213	5	1	2	0	33
2007	1	5	0	0	Sco 60-0	Ita 23-0	Ire 32-0	Fra 38-12	Wal 30-0	28	14	5	0	183	2	1	0	0	12
2008	1	5	0	0	Wal 55-0	Ita 76-6	Fra 31-0	Sco 34-5	Ire 17-7	34	20	1	0	213	2	1	1	1	18
2009	1	4	0	1	Ita 69-13	Wal 15-16	Ire 29-13	Fra 52-7	Sco 72-3	38	22	1	0	237	5	3	7	0	52
2010	1	5	0	0	Wal 31-0	Ita 41-0	Ire 22-5	Sco 51-0	Fra 11-10	26	10	2	0	156	2	1	1	0	15
2011	1	5	0	0	Wal 19-0	Ita 68-5	Fra 16-3	Sco 89-0	Ire 31-0	36	17	3	0	223	1	0	1	0	8
2012	1	5	0	0	Sco 47-0	Ita 43-3	Wal 33-0	Fra 15-3	Ire 23-6	26	8	5	0	161	0	0	4	0	12
2013	3	3	0	2	Sco 76-0	Ire 0-25	Fra 20-30	Ita 34-0	Wal 20-16	23	13	3	0	150	11	2	4	0	71
2014	2	4	0	1	Fra 6-18	Sco 63-0	Ire 17-10	Wal 35-3	Ita 24-0	23	9	4	0	145	3	2	3	1	31
2015	4	2	0	3	Wal 0-13	Ita 39-7	Ire 8-11	Sco 42-13	Fra 15-21	17	5	3	0	104	7	3	8	0	65
2016	2	4	0	1	Sco 32-0	Ita 33-24	Ire 13-9	Wal 20-13	Fra 12-17	16	9	4	0	110	9	3	4	0	63
2017	1	5	0	0	Fra 26-13	Wal 63-0	Ita 29-15	Sco 64-0	Ire 34-7	35	13	5	0	216	6	1	1	0	35
2018	2	4	0	1	Ita 42-7	Wal 52-0	Sco 43-8	Fra 17-18	Ire 33-11	29	18	2	0	187	6	1	4	0	44
2019	1	5	0	0	Ire 51-7	Fra 41-26	Wal 51-12	Ita 55-0	Sco 80-0	45	25	1	0	278	7	4	0	0	45
2020	1	5	0	0	Fra 19-13	Sco 53-0	Ire 27-0	Wal 66-7	Ita 54-0	34	23	1	0	219	2	1	2	0	20
2021	1	3	0	0	Sco 52-10	Ita 67-3	Bye	Fra 10-6	-	18	14	3	0	129	1	1	4	0	19
2022	1	5	0	0	Sco 57-5	Ita 74-0	Wal 58-5	Ire 69-0	Fra 24-12	45	27	1	0	282	4	1	0	0	22
TOTAL		95	0	12						675	352	62	1	4270	89	35	56	3	696

Grand Slams: 11 (2003, 2006, 2007, 2008, 2010, 2011, 2012, 2017, 2019, 2020, 2022)

Championships: 14 (2001, 2003, 2006, 2007, 2008, 2009, 2010, 2011, 2012, 2017, 2019, 2020, 2021, 2022)

Triple Crowns: 17 (2002, 2003, 2004, 2005, 2006, 2007, 2008, 2010, 2011, 2012, 2014, 2016, 2017, 2018, 2019, 2020, 2022)

HOME WIN	AWAY WIN
HOME DRAW	AWAY DRAW
HOME LOSS	AWAY LOSS



ENGLAND RECORDS

6 NATIONS TEAM RECORDS		
IN A GAME	HOME	AWAY
Highest Score	89-0 v Scotland (Twickenham) 13.3.11	86-3 v Spain (Madrid) 11.2.06
Biggest Win	(89) 89-0 v Scotland (Twickenham) 13.3.11	(83) 86-3 v Spain (Madrid) 11.2.06
Highest Score Conceded	(30) 20-30 v France (Twickenham) 23.2.13	(25) 0-25 v Ireland (Ashbourne) 9.2.13
Worst Loss	(10) 20-30 v France (Twickenham) 23.2.13	(25) 0-25 v Ireland (Ashbourne) 9.2.13
	FOR	AGAINST
Most Tries	15 v Scotland (Twickenham) 13.3.11	5 v France (Twickenham) 23.2.13
Most Conversions	10 v Scotland (Twickenham) 16.3.19	3 v France (Doncaster) 10.2.19
Most Penalty Goals	4 v France (Twickenham) 4.2.17	3 v France (Twickenham) 21.3.15
		3 v Ireland (Twickenham) 27.2.16
Most Drop Goals	1 v France (Tournon) 1.3.02	1 v Scotland (Dunbar) 3.2.02
		1 v Italy (Rome) 9.2.08
		1 v France (Grenoble) 1.2.14
IN A COMPLETED SEASON	FOR	AGAINST
Most Tries	45 in 2003	11 in 2013
	45 in 2019	
	45 in 2022	
Most Conversions	27 in 2022	4 in 2002
		4 in 2019
Most Penalty Goals	7 in 2001	8 in 2015
Most Drop Goals	1 in 2002	1 in 2002
		1 in 2008
		1 in 2014
Most Points	282 in 2022	71 in 2013
Fewest Tries	16 in 2016	0 in 2012
Fewest Conversions	5 in 2015	0 in 2012
Fewest Penalty Goals	0 in 2003	0 in 2007
		0 in 2019
		0 in 2022
Fewest Drop Goals	0 on twenty-one occasions	0 on nineteen occasions
Fewest Points	104 in 2015	8 in 2011
SEQUENCES	BEST WINNING RUN	WORST LOSING RUN
At Home	20 - 12.3.05 to 2.2.13	1 - 13.2.05
		1 - 23.2.13
		1 - 21.3.15
Away	10 - 4.2.05 to 8.3.08	2 - 8.2.15 to 27.2.15
Overall	19 - 26.2.05 to 17.2.09	2 - 9.2.13 to 23.2.13
	19 - 27.2.09 to 2.2.13	
	19 - 16.3.18 to date	
	LONGEST UNBEATEN RUN	LONGEST WINLESS RUN
At Home	20 - 12.3.05 to 2.2.13	1 - 13.2.05
		1 - 23.2.13
		1 - 21.3.15
Away	10 - 4.2.05 to 8.3.08	2 - 8.2.15 to 27.2.15
Overall	19 - 26.2.05 to 17.2.09	2 - 9.2.13 to 23.2.13
	19 - 27.2.09 to 2.2.13	
	19 - 16.3.18 to date	

ENGLAND RECORDS

6 NATIONS PLAYER RECORDS		
	IN A MATCH	IN A SEASON
Most Points	35 Kay Wilson v Scotland (Stoop) 11.3.17	58 Katy Daley-McLean in 2011
Most Tries	7 Kay Wilson v Scotland (Stoop) 11.3.17	10 Chris Diver in 2003
Most Conversions	9 Katy Daley-McLean v Scotland (Twickenham) 16.3.19	22 Shelley Rae in 2003
Most Penalty Goals	4 Emily Scarratt v France (Twickenham) 4.2.17	6 Shelley Rae in 2002
Most Drop Goals	1 Shelley Rae v France (Tounon) 1.3.2002	1 Shelley Rae in 2002

6 NATIONS CAREER RECORDS		
MOST APPEARANCES	MOST POINTS	MOST TRIES
63 (50+13) Rochelle Clark (2005-18)	335 - Emily Scarratt (2009-22)	30 - Emily Scarratt (2009-22)
59 (48+11) Sarah Hunter (2007-22)	319 - Katy Daley-McLean (2007-20)	28 - Nollie Waterman (2003-18)
57 (46+11) Katy Daley-McLean (2007-20)	162 - Shelley Rae (2001-06)	26 - Nicky Crawford (2001-06)
49 (43+6) Tamara Taylor (2006-18)	140 - Nollie Waterman (2003-18)	24 - Sue Day (2001-07)
47 (46+1) Emily Scarratt (2009-22)	130 - Nicky Crawford (2001-06)	20 - Sarah Hunter (2007-22)
46 (31+15) Amy Garnett (2001-11)	122 - Karen Andrew (2001-07)	18 - Charlotte Barras (2005-09)
41 (30+11) Rachael Burford (2007-19)	120 - Sue Day (2001-07)	17 - Kat Merchant (2005-14)
37 (28+9) Maggie Alphonsi (2005-14)	102 - Charlotte Barras (2005-09)	16 - Chris Diver (2002-03)
36 (31+5) Catherine Spencer (2004-11)	100 - Sarah Hunter (2007-22)	16 - Poppy Cleall (2016-22)
35 (25+10) Sophie Hemming (2007-14)	88 - Amber Reed (2013-20)	15 - Kay Wilson (2012-17)
35 (20+15) Vicky Fleetwood (2012-22)	85 - Kat Merchant (2005-14)	15 - Jess Breach (2019-22)

ENGLAND PLAYER INDEX (162)

NAME	6N DEBUT	ST	REP	SNU	MINNS	W	D	L	T	C	PG	DG	PTS	YC	RC
AJ (Sasha) Acheson	9.2.14	SC	-	3	-	70	3	-	-	-	-	-	-	-	-
HN (Holly) Aitchison	26.3.22	SC	4	-	-	297	4	-	-	1	-	-	5	-	-
ZR (Zoe) Aldcroft	4.2.17	FR	9	2	-	735	10	-	1	1	-	-	5	-	-
CL (Claire) Allan	3.2.07	SC	13	2	-	1044	15	-	-	9	-	-	45	-	-
MOS (Maggie) Alphonsi	13.2.05	FR	28	9	-	2272	35	-	2	14	-	-	70	-	-
KE (Karen) Andrew	4.2.01	WA	14	12	-	1164	24	-	2	5	38	-	7	122	-
TJ (Teresa) Andrews	4.2.01	WA	6	-	-	480	6	-	-	2	-	-	10	-	-
SK (Susie) Appleby	4.2.01	WA	7	15	3	703	20	-	2	5	-	-	25	-	-
S (Shannon) Baker	4.2.05	WA	2	-	-	146	1	-	1	1	-	-	5	-	-
CA (Charlotte) Barras	4.2.05	WA	18	3	-	1319	20	-	1	18	6	-	102	-	-
SE (Sarah) Beale	3.2.07	SC	1	9	-	229	10	-	-	5	-	-	25	1	-
SE (Sarah) Beckett	1.2.19	IR	9	3	-	643	12	-	-	2	-	-	10	-	-
SLC (Sarah) Bern	4.2.17	FR	17	7	-	1195	23	-	1	14	-	-	70	-	-
NL (Natalie) Binstead	8.3.08	SC	2	1	1	200	2	-	1	-	-	-	-	-	-
BO (Bianca) Blackburn	8.2.15	WA	4	9	-	520	9	-	4	1	-	-	5	-	-
HR (Hannah) Botterman	1.2.19	IR	3	8	-	373	10	-	1	3	-	-	15	-	-
EJ (Emily) Braund	5.2.12	SC	9	3	-	698	10	-	2	-	-	-	-	-	-
JF (Jess) Breach	1.2.19	IR	15	-	-	1147	14	-	1	15	-	-	75	-	-
N (Natasha) Brennan	7.3.14	WA	1	1	-	114	2	-	-	1	-	-	5	-	-
A (Abbie) Brown	8.2.15	WA	4	1	-	320	2	-	3	-	-	-	-	-	-
J (Jo) Brown	24.2.19	WA	-	2	-	33	2	-	-	-	-	-	-	-	-
SJ (Shaunagh) Brown	16.3.18	IR	5	11	-	497	15	-	1	2	-	-	10	-	-
SJ (Sam) Buckingham	7.4.02	SP	-	1	-	19	1	-	-	-	-	-	-	-	-
R (Rachael) Burford	3.2.07	SC	30	11	-	2418	39	-	2	2	-	-	10	1	-
RJJ (Ro) Burnfield	6.2.10	WA	11	13	2	980	19	-	5	3	-	-	15	1	-
GA (Gill) Burns	4.2.01	WA	6	2	-	459	7	-	1	2	2	-	14	-	-
LE (Lauren) Cattell	2.2.13	SC	12	3	1	956	11	-	4	2	2	-	14	-	-
AJ (Abi) Chamberlain	2.2.13	SC	5	-	-	376	3	-	2	2	-	-	10	-	-
CL (Lotte) Clapp	5.2.16	SC	5	-	-	385	4	-	1	1	-	-	5	-	-
RA (Rochelle) Clark	4.2.05	WA	50	13	1	3579	53	-	10	13	-	-	65	3	-

NAME	6N DEBUT	ST	REP	SNU	MINS	W	D	L	T	C	PG	DG	PTS	YC	RC	
HV (Helen) Clayton	4.2.01	WA	23	6	-	1758	26	-	3	9	-	-	45	1	-	
BA (Byrony) Cleall	1.2.19	IR	1	4	-	144	4	-	1	3	-	-	15	-	-	
PG (Poppy) Cleall	5.2.16	SC	20	12	-	1544	29	-	3	16	-	-	80	2	-	
NR (Nicky) Coffin	4.2.01	WA	-	4	-	45	4	-	-	-	-	-	-	-	-	
AVF (Amy) Cokayne	15.2.15	IT	15	17	1	1408	28	-	4	9	-	-	45	-	-	
EC (Emily) Cooke	4.2.01	WA	11	3	2	838	11	-	3	12	-	-	60	-	-	
VM (Vicki) Comborough	8.2.15	WA	22	11	-	1651	28	-	5	2	-	-	10	1	-	
HRS (Heather) Cowell	26.3.22	SC	1	-	-	80	1	-	-	1	-	-	5	-	-	
NJ (Nicky) Crawford	4.2.01	WA	21	2	-	1681	21	-	2	26	-	-	130	-	-	
C (Claire) Cripps	12.3.05	SP	6	13	1	656	17	-	2	1	-	-	5	-	-	
EE (Emma) Croker	3.2.07	SC	14	16	-	1091	25	-	5	1	-	-	5	-	-	
K (Katy) Daley-McLean	3.2.07	SC	46	11	1	3641	51	-	6	11	105	-	18	319	2	1
FL (Fiona) Davidson	9.3.13	IT	-	5	-	91	3	-	2	-	-	-	-	-	-	
LB (Lark) Davies	4.2.18	IT	14	7	1	928	20	-	1	9	-	-	45	1	-	
B (Bee) Dawson	5.2.16	SC	-	4	1	42	4	-	-	-	-	-	-	-	-	
SM (Sue) Day	4.2.01	WA	25	2	-	1904	25	-	2	24	-	-	120	-	-	
A (Assunta) de Biase	4.2.01	WA	14	4	1	1145	16	-	2	6	-	-	30	-	-	
LE (Lucy) Demaine	5.2.16	SC	-	1	-	15	1	-	-	1	-	-	5	-	-	
CC (Chris) Diver	3.2.02	SC	8	2	-	672	9	-	1	16	-	-	80	-	-	
A (Abby) Dow	4.2.18	IT	12	-	-	838	10	-	2	11	-	-	55	-	-	
HL (Helen) Durman	15.2.03	FR	-	1	1	5	1	-	-	-	-	-	-	-	-	
MP (Maxine) Edwards	4.2.01	WA	16	1	-	1055	15	-	2	1	-	-	5	1	-	
RA (Becky) Essex	7.2.09	IT	17	10	-	1386	23	-	4	2	-	-	10	-	-	
H (Hannah) Field	8.2.15	WA	3	2	-	193	2	-	3	-	-	-	-	-	-	
HM (Heather) Fisher	6.2.10	WA	9	1	-	644	10	-	-	7	-	-	35	-	-	
VL (Vicky) Fleetwood	5.2.12	SC	20	15	-	1647	28	-	7	9	-	-	45	-	-	
H (Helen) Flippance	9.3.03	SP	2	3	3	153	5	-	-	-	-	-	-	-	-	
ML (Mercedes) Foy	9.2.14	SC	-	2	-	60	2	-	-	-	-	-	-	-	-	
CJ (Claire) Frost	4.2.01	WA	10	5	-	777	14	-	1	1	10	-	2	31	-	
HRL (Hannah) Gallagher	5.2.12	SC	13	6	-	1038	13	-	6	5	-	-	25	-	-	
RJ (Rosie) Galligan	1.2.19	IR	2	4	-	222	6	-	-	-	-	-	-	-	-	
A (Amy) Garnett	4.2.01	WA	31	15	-	2436	43	-	3	4	-	-	20	1	-	
P (Paula) George	4.2.01	WA	19	-	-	1442	16	-	3	12	-	-	60	-	-	
CJ (Courtney) Gill	5.2.16	SC	-	1	-	4	1	-	-	-	-	-	-	-	-	
MK (Megan) Goddard	8.2.15	WA	1	2	-	87	1	-	2	-	-	-	2	-	-	
NC (Nicky) Goodwin	8.4.01	FR	-	1	1	1	1	-	-	-	-	-	-	-	-	
V (Vanessa) Gray	20.3.04	WA	10	6	-	772	15	-	1	-	-	-	-	-	-	
CM (Claire) Green	15.2.03	FR	10	1	-	782	10	-	1	-	-	-	-	-	-	
SJ (Sydney) Gregson	8.2.15	WA	3	-	-	212	1	-	2	-	-	-	-	-	-	
GE (Georgina) Gulliver	7.2.09	IT	3	17	2	509	18	-	2	-	-	-	-	-	-	
A (Amelia) Harper	2.2.20	FR	-	4	-	67	4	-	-	-	-	-	-	-	-	
DM (Detysha) Harper	23.2.20	IR	-	4	-	58	4	-	-	-	-	-	-	-	-	
ZE (Zoe) Harrison	4.2.18	IT	10	8	-	799	17	-	1	1	15	-	35	2	-	
TA (Tatyana) Heard	1.2.19	IR	2	-	-	147	2	-	-	-	-	-	-	-	-	
SA (Sophie) Hemming	3.2.07	SC	25	10	-	1921	31	-	4	2	-	-	10	-	-	
KL (Karen) Henderson	3.2.02	SC	5	-	-	376	4	-	1	-	-	-	-	-	-	
NM (Natasha) Hunt	5.2.12	SC	14	9	-	1092	22	-	1	3	-	-	15	1	-	
SA (Sarah) Hunter	3.2.07	SC	48	11	1	3688	53	-	6	20	-	-	100	-	-	
V (Nessa) Huxford	4.2.01	WA	18	9	1	1564	25	-	2	3	-	-	15	-	-	
LN (Leanne) Infante	5.2.16	SC	15	7	2	1049	19	-	3	4	-	-	20	-	-	
V (Vicki) Jackson	27.2.09	IR	-	1	-	16	1	-	-	-	-	-	-	-	-	
R (Roz) Jermine	7.2.09	IT	3	5	-	291	6	-	2	2	-	-	10	-	-	
K (Karen) Jones	4.2.05	WA	8	7	1	729	13	-	2	-	-	-	-	1	-	
M (Meg) Jones	3.4.21	SC	1	1	-	78	1	-	1	-	-	-	-	-	-	
NM (Nicki) Jupp	8.4.01	FR	12	1	-	913	12	-	1	13	-	-	65	-	-	
S (Sadie) Kabeya	3.4.22	IT	1	-	1	43	1	-	-	-	-	-	-	-	-	
LSL (Laura) Keates	5.2.12	SC	14	9	-	1073	17	-	6	2	-	-	10	1	-	

NAME	6N DEBUT	ST	REP	SNU	MINIS	W	D	L	T	C	PG	DG	PTS	YC	RC
HC (Heather) Kerr	13.3.15	SC	-	6	2	51	6	-	-	-	-	-	-	-	-
ET (Elie) Kildunne	4.2.18	IT	9	5	-	783	12	-	2	8	-	-	40	-	-
EJ (Lizzie) Knowles	7.4.02	SP	-	1	-	28	1	-	-	-	-	-	-	-	-
CA (Ceri) Large	5.2.12	SC	17	6	2	1326	17	-	6	6	-	-	30	-	-
SR (Ruth) Laybourn	8.2.15	WA	7	2	-	527	5	-	4	3	-	-	15	-	-
PJW (Poppy) Leitch	13.2.16	IT	1	3	1	87	4	-	-	-	-	-	-	-	-
J (Jane) Leonard	2.2.08	WA	2	3	-	161	5	-	-	2	-	-	10	-	-
JK (Justine) Lucas	8.2.15	WA	5	9	1	428	11	-	3	1	-	-	5	-	-
JA (Jenny) Lyne	3.2.02	SC	4	6	1	427	8	-	2	-	-	-	-	-	-
CF (Claudia) Macdonald	24.2.19	WA	1	4	1	127	4	-	1	2	-	-	10	-	-
JG (Jo) McGilchrist	3.2.07	SC	31	3	-	2261	31	-	3	4	-	-	20	2	-
SA (Sarah) McKenna	15.2.15	IT	13	4	-	1043	16	-	1	5	-	-	25	-	-
VK (Vicky) Macqueen	26.2.05	IR	6	8	1	524	13	-	1	4	-	-	20	-	-
SJ (Sarah) Marsh	4.2.01	WA	2	6	-	209	8	-	-	5	-	-	25	-	-
KL (Katie) Mason	8.2.15	WA	5	2	-	409	4	-	3	1	-	-	5	-	-
L (LaToya) Mason	6.2.10	WA	25	8	1	1702	28	-	5	1	-	-	5	-	-
AG (Alex) Matthews	8.2.15	WA	13	2	-	1028	11	-	4	3	-	-	15	-	-
FE (Fran) Matthews	7.2.09	IT	8	5	1	726	11	-	2	5	-	-	25	-	-
C (Caity) Mattinson	4.2.18	IT	1	3	1	99	4	-	-	-	-	-	-	-	-
KE (Kat) Merchant	26.2.05	IR	19	5	-	1389	23	-	1	17	-	-	85	-	-
HV (Harriet) Millar-Mills	5.2.12	SC	17	13	-	1561	23	-	7	6	-	-	30	1	-
E (Emma) Mitchell	8.4.01	FR	-	2	-	26	2	-	-	-	-	-	-	-	-
LA (Lois) Moulding	4.2.05	WA	2	4	-	147	5	-	1	-	-	-	-	-	-
MM (Maud) Muir	26.3.22	SC	1	4	-	142	5	-	-	-	-	-	-	-	-
KH (Kate) Newton	2.2.13	SC	1	1	-	82	2	-	-	-	-	-	-	-	-
IL (Izzy) Noel-Smith	5.2.12	SC	9	8	-	737	15	-	2	1	-	-	5	1	-
CM (Cath) O'Donnell	23.2.18	SC	7	3	-	586	9	-	1	3	-	-	15	-	-
AM (Ann) O'Flynn	17.2.02	IR	8	5	2	602	12	-	1	-	-	-	-	-	-
K (Kim) Oliver	4.2.06	WA	15	6	-	1109	20	-	1	-	-	-	-	-	-
TJ (Teresa) O'Reilly	4.2.01	WA	3	1	-	280	4	-	-	-	-	-	-	-	-
LFAJ (Lucy) Packer	26.3.22	SC	1	2	-	96	3	-	-	-	-	-	-	-	-
MM (Marlie) Packer	5.2.12	SC	27	4	-	1890	29	-	2	12	-	-	60	-	-
CE (Charlotte) Pearce	4.2.18	IT	2	2	-	208	3	-	1	2	-	-	10	-	-
A (Amber) Pennith	3.2.07	SC	3	5	-	355	8	-	-	3	-	-	15	-	-
A (Alex) Pilkington	15.2.03	FR	1	4	-	104	5	-	-	-	-	-	-	-	-
FA (Fiona) Pocock	7.2.09	IT	11	2	-	767	10	-	3	10	-	-	50	-	-
NJ (Nicky) Ponsford	4.2.01	WA	1	2	-	26	3	-	-	-	-	-	-	-	-
OS (Olivia) Poore	27.2.09	IR	-	1	1	40	1	-	-	-	-	-	-	-	-
ON (Connie) Powell	26.3.22	SC	-	3	-	64	3	-	-	1	-	-	5	-	-
S (Shelley) Rae	4.2.01	WA	15	8	-	1236	21	-	2	-	60	13	162	1	-
AV (Amber) Reed	2.2.13	SC	24	10	-	2011	27	-	7	4	22	-	88	-	-
S (Sam) Reeve	9.2.08	IT	-	5	-	107	5	-	-	-	-	-	-	-	-
AP (Alice) Richardson-Watmore	2.2.08	WA	6	7	-	610	12	-	1	-	13	-	26	-	-
GEA (Georgina) Roberts	8.3.08	SC	3	5	-	332	8	-	-	2	-	-	10	-	-
HC (Helena) Rowland	1.11.20	IT	8	1	-	644	8	-	1	2	5	-	1	23	-
SH (Selena) Rudge	18.2.01	SP	15	9	-	1116	21	-	3	7	-	-	35	2	-
EB (Emily) Scarratt	7.2.09	IT	46	1	-	3493	44	-	3	30	73	-	13	335	2
A (Abbie) Scott (Ward)	8.2.15	WA	24	2	-	1798	22	-	4	7	-	-	35	-	-
EL (Emily) Scott	23.2.13	FR	5	11	1	485	15	-	1	4	-	-	20	-	-
GN (Gemma) Sharples	7.2.09	IT	2	3	-	211	4	-	1	1	-	-	5	-	-
K (Kim) Shaylor	14.2.04	SP	5	4	1	443	7	-	2	10	-	-	50	-	-
EEJ (Emma) Sing	26.3.22	SC	-	2	-	46	2	-	-	1	-	-	5	-	-
JL (Jenny) Smith	4.3.01	SC	-	1	-	6	1	-	-	-	-	-	-	-	-
K (Kelly) Smith	23.2.18	SC	5	1	-	360	6	-	-	2	-	-	10	-	-
C (Catherine) Spencer	20.3.04	WA	31	5	2	2479	33	-	3	10	-	-	50	-	-
MJ (Michaela) Staniford	4.2.05	WA	20	9	-	1625	27	-	2	14	-	-	70	-	-

NAME	GN DEBUT	ST	REP	SNU	MIN5	W	D	L	T	C	PG	DG	PTS	YC	RC
GR (Georgia) Stevens	4.2.01	WA	27	2	-	2102	27	-	2	7	-	-	35	-	-
KE (Katy) Storie	3.2.07	SC	9	3	-	716	12	-	-	-	-	-	-	-	-
JS (Jenny) Sutton	4.2.01	WA	24	3	-	1840	24	-	3	1	-	-	5	1	-
MR (Morwenna) Talling	11.1.20	IT	1	-	-	80	1	-	-	-	-	-	-	-	-
TL (Tamara) Taylor	4.2.06	WA	43	6	-	3426	41	-	8	2	-	-	10	-	-
LB (Lydia) Thompson	2.2.13	SC	17	4	-	1327	19	-	2	13	-	-	65	-	-
L (Lagi) Tuima	10.2.18	WA	3	2	1	251	5	-	-	1	-	-	5	-	-
AR (Amy) Turner	4.2.05	WA	17	11	-	1401	26	-	2	9	-	-	45	-	-
SA (Sally) Tuson	2.2.13	SC	4	1	-	352	3	-	2	4	-	-	20	-	-
C (Tina) Veale	7.2.09	IT	-	1	1	19	1	-	-	-	-	-	-	-	-
MM (Mia) Venner	7.3.20	WA	-	1	-	40	1	-	-	-	-	-	-	-	-
SJ (Shauna) Vetch	11.3.06	FR	-	1	-	10	1	-	-	-	-	-	-	-	-
R (Rachel) Vickers	4.2.05	WA	9	-	-	670	8	-	1	1	-	-	5	-	-
DS (Noli) Waterman	28.3.03	IR	25	6	-	1965	30	-	1	28	-	-	140	1	-
S (Sharon) Whitehead	3.2.02	SC	5	8	2	471	13	-	-	1	-	-	5	-	-
CA (Carys) Williams-Morris	24.2.19	WA	-	1	-	14	1	-	-	-	-	-	-	-	-
AA (Amy) Wilson Hardy	4.2.17	FR	4	-	-	311	4	-	-	5	-	-	25	-	-
K (Kay) Wilson	5.2.12	SC	15	1	-	1117	12	-	4	15	-	-	75	-	-
J (Jo) Yapp	4.2.01	WA	27	-	-	1952	24	-	3	10	-	-	50	1	-

ENGLAND CAPTAINS' LOG (13)

Name	Captain	As captain					As non-captain				
		P	W	D	L	Win %	P	W	D	L	Win %
Paula George	2001-02	9	8	0	1	88.9%	10	8	0	2	80.0%
Maxine Edwards	2003-04	8	7	0	1	87.5%	9	8	0	1	88.9%
Claire Frost	2003	1	1	0	0	100.0%	14	13	0	1	92.9%
Helen Clayton	2004	1	1	0	0	100.0%	28	25	0	3	89.3%
Jo Yapp	2005-06	9	8	0	1	88.9%	18	16	0	2	88.9%
Sue Day	2005-07	6	6	0	0	100.0%	21	19	0	2	90.5%
Catherine Spencer	2008-10	14	13	0	1	92.9%	22	20	0	2	90.9%
Katy Daley-McLean	2010-18	18	15	0	3	83.3%	39	36	0	3	92.3%
Sarah Hunter	2012-22	32	27	0	5	84.4%	27	26	0	1	96.3%
Tamara Taylor	2015	2	1	0	1	50.0%	47	40	0	7	85.1%
Abbie Scott (Ward)	2019	1	1	0	0	100.0%	25	21	0	4	84.0%
Emily Scarratt	2020-22	5	5	0	0	100.0%	42	39	0	3	92.9%
Poppy Cleal	2022	1	1	0	0	100.0%	31	28	0	3	90.3%

ENGLAND HEAD COACH REGISTER (4)

Name	Career	P	W	D	L	Win %	GS	TC	CH
G (Geoff) Richards	2001-07	34	31	0	3	91.2%	3	6	4
G (Gary) Street	2008-14	35	31	0	4	88.6%	4	5	5
NJ (Nicky) Ponsford	2015	5	2	0	3	40.0%	-	-	-
S (Simon) Middleton	2016-	33	31	0	2	93.9%	4	6	5



FRANCE RUGBY

Address:	3-5 rue Jean de Montaigu – 91460 Marcoussis CEDEX
President:	Alexandre Martinez (Acting President)
Head coaches:	Gaëlle Mignot and David Ortiz

FRANCE IN 2022

P13, W9, L4 (World Rugby Ranking: 3rd)

DATE	OPPONENT	VENUE	RESULT	SCORERS
27 Mar	Italy	Stade des Alpes	W 39-6	Chloe Jacquet(T) Caroline Drouin(2C/2P) Jessy Tremouliere(2C) Emile Boulard(T) Madoussou Fall(T) Lea Murie(T) Emeline Gros(T)
2 Apr	Ireland	Stade Ernest Wallon	W 40-5	Caroline Drouin(C/2P) Audrey Forlani(T) Jessy Tremouliere(C) Emile Boulard(T) Laure Sansus(2T) Clara Joyeux(T) Melissandre Llorens(T)
10 Apr	Scotland	Scotstoun Stadium	W 28-8	Gaelle Hermet(T) Jessy Tremouliere(T/4C) Laure Sansus(2T)
22 Apr	Wales	Cardiff Arms Park	W 33-5	Chloe Jacquet(T) Jessy Tremouliere(T/4C) Caroline Boujard(T) Laure Sansus(2T)
30 Apr	England	Stade Jean Dauger	L 12-24	Caroline Drouin(C) Annaelle Deshaye(T) Romane Menager(T)
3 Sep	Italy	Stade des Arboras	W 21-0	Caroline Drouin(3C) Annaelle Deshaye(T) Celine Ferer(T) Laure Sansus(T)
9 Sep	Italy	Stadio Pozzi La Marmora	L 19-26	Caroline Drouin(2C) Madoussou Fall(T) Emeline Gros(T) Melissandre Llorens(T)
8 Oct	South Africa	Eden Park	W 40-5	Caroline Drouin(T/2C) Emile Boulard(T) Lina Queyroi(3C) Laure Sansus(2T) Gabrielle Vernier(T) Joanna Grisez(T)
15 Oct	England	Semenoff Stadium	L 7-13	Gaelle Hermet(T) Caroline Drouin(C)
22 Oct	Fiji	Semenoff Stadium	W 44-0	Jessy Tremouliere(2C/P) Emile Boulard(T) Marine Menager(T) Maelle Filopon(2T) Emeline Gros(T) Celia Domain(T) Melissandre Llorens(T/C)
29 Oct	Italy	Semenoff Stadium	W 39-3	Caroline Drouin(2C/2P) Lina Queyroi(C) Penalty Try(T) Laure Touye(T) Joanna Grisez(3T)
5 Nov	New Zealand	Eden Park (SF)	L 24-25	Caroline Drouin(3C/P) Romane Menager(2T) Gabrielle Vernier(T)
12 Nov	Canada	Eden Park (3/4)	W 36-0	Pauline Bourdon(T) Caroline Drouin(4C/P) Annaelle Deshaye(T) Madoussou Fall(T) Marine Menager(2T)

6 Nations

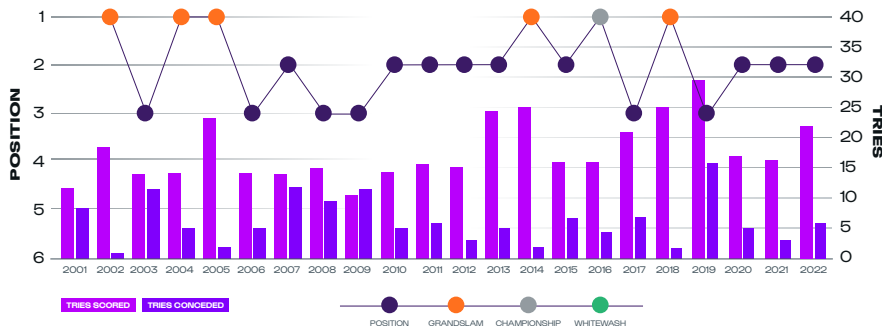
Rugby World Cup

FRANCE RECORDS

FRANCE IN THE 6 NATIONS																			
SEASON	POS	W	D	L	Game 1	Game 2	Game 3	Game 4	Game 5	T	C	PG	DG	FOR	T	C	PG	DG	AGST
2001		3	0	2	Sco 13-0	Ire 53-0	Spa 0-6	Wal 24-3	Eng 6-50	12	6	8	0	96	8	5	3	0	59
2002	1	5	0	0	Spa 24-0	Wal 20-0	Eng 22-17	Sco 22-12	Ire 46-0	18	10	7	1	134	1	0	7	1	29
2003	3	3	0	2	Eng 0-57	Sco 14-19	Ire 20-0	Spa 27-7	Wal 34-7	14	5	5	0	95	12	9	4	0	90
2004	1	5	0	0	Ire 22-5	Spa 24-0	Wal 22-0	Sco 16-12	Eng 13-12	14	6	5	0	97	5	2	0	0	29
2005	1	5	0	0	Sco 22-15	Eng 13-10	Wal 48-0	Ire 34-0	Spa 39-0	23	13	5	0	156	2	0	5	0	25
2006	3	3	0	2	Sco 23-3	Ire 32-0	Spa 38-0	Eng 0-28	Wal 10-11	14	6	7	0	103	5	4	3	0	42
2007	2	4	0	1	Ita 37-17	Ire 13-10	Wal 15-0	Eng 12-38	Sco 18-10	14	5	5	0	95	12	6	1	0	75
2008	3	3	0	2	Sco 43-15	Ire 26-17	Eng 0-31	Ita 35-6	Wal 0-3	15	13	1	0	104	9	6	5	0	72
2009	3	3	0	2	Ire 5-7	Sco 25-12	Wal 27-5	Eng 7-52	Ita 14-10	12	6	2	0	78	13	9	1	0	86
2010	2	3	0	2	Sco 8-10	Ire 19-9	Wal 15-3	Ita 45-14	Eng 10-11	14	9	3	0	97	5	2	6	0	47
2011	2	4	0	1	Sco 53-3	Ire 14-12	Eng 3-16	Ita 28-20	Wal 15-0	16	6	7	0	113	6	3	5	0	51
2012	2	4	0	1	Ita 32-0	Ire 8-7	Sco 23-0	Eng 3-15	Wal 31-0	15	5	4	0	97	3	2	1	0	22
2013	2	3	0	2	Ita 12-13	Wal 32-0	Eng 30-20	Ire 10-15	Sco 76-0	24	14	4	0	160	5	4	5	0	48
2014	1	5	0	0	Eng 18-6	Ita 29-0	Wal 27-0	Sco 69-0	Ire 19-15	25	14	2	1	162	2	1	3	0	21
2015	2	4	0	1	Sco 42-0	Ire 10-5	Wal 28-7	Ita 12-17	Eng 21-15	16	6	7	0	113	7	3	1	0	44
2016	1	4	0	1	Ita 39-0	Ire 18-6	Wal 8-10	Sco 24-0	Eng 17-12	16	7	4	0	106	4	1	2	0	28
2017	3	3	0	2	Eng 13-26	Sco 55-0	Ire 10-13	Ita 28-5	Wal 39-19	21	11	6	0	145	7	5	6	0	63
2018	1	5	0	0	Ire 24-0	Sco 26-3	Ita 57-0	Eng 18-17	Wal 38-3	25	15	2	0	163	2	2	3	0	23
2019	3	3	0	2	Wal 52-3	Eng 26-41	Sco 41-10	Ire 47-17	Ita 12-31	29	15	1	0	178	16	5	4	0	102
2020	2	2	1	1	Eng 13-19	Ita 45-10	Wal 50-0	Sco 13-13	Ire PP	17	11	4	0	121	5	4	3	0	42
2021	2	2	0	1	Wal 53-0	Bye	Ire 56-15	Eng 6-10	-	16	9	5	0	115	3	2	2	0	25
2022	2	4	0	1	Ita 39-6	Ire 40-5	Sco 28-8	Wal 33-5	Eng 12-24	22	15	4	0	152	6	3	4	0	48
TOTAL		80	1	26						392	207	98	2	2680	138	78	74	1	1071

Grand Slams: 5 (2002, 2004, 2005, 2014, 2018)
Championships: 6 (2002, 2004, 2005, 2014, 2016, 2018)

HOME WIN	AWAY WIN
HOME DRAW	AWAY DRAW
HOME LOSS	AWAY LOSS



FRANCE RECORDS

6 NATIONS TEAM RECORDS		
IN A GAME	HOME	AWAY
Highest Score	76-0 v Scotland (Dijon) 15.3.13	69-0 v Scotland (Lasswade) 9.3.14
Biggest Win	(76) 76-0 v Scotland (Dijon) 15.3.13	(69) 69-0 v Scotland (Lasswade) 9.3.14
Highest Score Conceded	(31) 0-31 v England (Bergerac) 23.2.08	(57) 0-57 v England (Twickenham) 15.2.03
Worst Loss	(31) 0-31 v England (Bergerac) 23.2.08	(57) 0-57 v England (Twickenham) 15.2.03
	FOR	AGAINST
Most Tries	12 v Scotland (Dijon) 15.3.13	9 v England (Twickenham) 15.2.03
Most Conversions	8 v Scotland (Dijon) 15.3.13	6 v England (Twickenham) 15.2.03
		6 v England (Old Deer Park) 15.3.09
Most Penalty Goals	4 v Wales (Nanterre) 16.3.01	5 v Scotland (Roubaix) 4.2.05
	4 v Scotland (Inverleith) 24.3.02	
Most Drop Goals	1 v Scotland (Inverleith) 24.3.02	1 v England (Tournon) 1.3.02
	1 v England (Grenoble) 1.2.14	
IN A COMPLETED SEASON	FOR	AGAINST
Most Tries	29 in 2019	16 in 2019
Most Conversions	15 in 2018	9 in 2003
	15 in 2019	9 in 2009
	15 in 2022	
Most Penalty Goals	8 in 2001	7 in 2002
Most Drop Goals	1 in 2002	1 in 2002
	1 in 2014	
Most Points	178 in 2019	102 in 2019
Fewest Tries	12 in 2001	1 in 2002
	12 in 2009	
Fewest Conversions	5 in 2003	0 in 2002
	5 in 2007	0 in 2005
	5 in 2012	
Fewest Penalty Goals	1 in 2008	0 in 2004
	1 in 2019	
Fewest Drop Goals	0 on twenty occasions	0 on twenty-one occasions
Fewest Points	78 in 2019	21 in 2014
SEQUENCES	BEST WINNING RUN	WORST LOSING RUN
At Home	17 - 8.2.13 to 23.2.19	1 on seven occasions
Away	8 - 9.3.03 to 5.2.06	3 - 15.3.08 to 15.3.09
Overall	16 - 9.3.03 to 25.2.06	2 - on four occasions
	LONGEST UNBEATEN RUN	LONGEST WINLESS RUN
At Home	17 - 8.2.13 to 23.2.19	1 on seven occasions
Away	8 - 9.3.03 to 5.2.06	3 - 15.3.08 to 15.3.09
Overall	16 - 9.3.03 to 25.2.06	2 - on four occasions
6 NATIONS PLAYER RECORDS		
	IN A MATCH	IN A SEASON
Most Points	25 Elodie Poublan v Scotland (Viry-Chatillon) 4.2.11	61 Jessy Tremouliere in 2018
Most Tries	5 Elodie Poublan v Scotland (Viry-Chatillon) 4.2.11	7 Catherine de Villiers in 2005
Most Conversions	8 Aurelie Bailon v Scotland (Dijon) 15.3.13	15 Jessy Tremouliere in 2018
Most Penalty Goals	4 Estelle Sartini v Wales (Nanterre) 16.3.01	8 Estelle Sartini in 2001
	4 Estelle Sartini v Scotland (Inverleith) 24.3.02	
Most Drop Goals	1 Annick Hayraud v Scotland (Inverleith) 24.3.02	1 Annick Hayraud in 2002
	1 Sandrine Agricole v England (Grenoble) 1.2.14	1 Sandrine Agricole in 2014

FRANCE RECORDS

6 NATIONS CAREER RECORDS		
MOST APPEARANCES	MOST POINTS	MOST TRIES
50 (28+22) Laetitia Salles (2003-14)	282 - Estelle Sartini (2001-8)	18 - Catherine de Villiers (2002-06)
48 (43+5) Sandrine Agricole (2003-14)	256 - Jessy Tremouliere (2012-22)	16 - Jessy Tremouliere (2012-22)
45 (34+11) Christelle le Duff (2001-17)	113 - Sandrine Agricole (2003-14)	15 - Gaelle Mignot (2011-18)
44 (37+7) Safi N'Diaye (2012-22)	90 - Catherine de Villiers (2002-06)	14 - Caroline Boujard (2015-22)
43 (31+12) Jessy Tremouliere (2012-22)	90 - Aurelie Bailon (2008-13)	13 - Delphine Plantet (2002-08)
41 (36+5) Elodie Poublan (2009-17)	80 - Christelle le Duff (2001-17)	13 - Caroline Ladagnous (2008-17)
40 (40+0) Estelle Sartini (2001-08)	75 - Gaelle Mignot (2011-18)	13 - Safi N'Diaye (2012-22)
37 (25+12) Lise Arricastrate (2011-20)	70 - Caroline Boujard (2015-22)	12 - Sandrine Agricole (2003-14)
36 (31+5) Gaelle Mignot (2011-18)		11 - Elodie Poublan (2009-17)
35 (29+6) Sandra Rabier (2007-14)		

FRANCE PLAYER INDEX (204)

NAME	6N DEBUT	ST	REP	SNU	MIN3	W	D	L	T	C	PG	DG	PTS	YC	RC
A (Audrey) Abadie	14.3.15	IT	6	2	-	394	5	1	2	-	5	-	5	25	-
M (Mayalen) Achigar	3.2.08	SC	-	2	-	27	2	-	-	-	-	-	-	-	-
S (Sandrine) Agricole	15.2.03	EN	43	5	-	3436	36	-	12	13	1	8	113	3	-
D (Dioni) Aguerre	4.2.11	SC	5	-	-	400	4	-	1	3	-	-	-	15	-
A (Arkya) Ait Labib	13.2.16	IR	-	6	-	100	4	-	2	-	-	-	-	-	-
A (Anne) Alaphilippe	3.2.01	SC	3	1	1	245	3	-	1	-	-	-	-	-	-
C (Celine) Allainmat	28.3.03	WA	16	4	-	1261	14	-	6	7	-	-	-	35	-
S (Sonia) Amat	4.2.11	SC	-	1	-	20	1	-	-	-	-	-	-	-	-
K (Katia) Ambonguiat	17.3.19	IT	-	1	-	2	-	-	1	-	-	-	-	-	-
N (Nathalie) Amiel	3.2.01	SC	10	-	-	800	8	-	2	1	-	-	-	5	-
E (Emilie) Amo			-	-	1	-	-	-	-	-	-	-	-	-	-
M (Manon) Andre	6.2.10	SC	9	11	1	793	16	-	4	-	-	-	-	1	-
J (Julie) Annery	6.2.16	IT	5	9	-	612	10	-	4	2	-	-	-	10	1
S (Sabina) Argagnon	2.2.19	WA	-	3	-	57	2	-	1	-	-	-	-	-	-
L (Lise) Arricastrate	4.2.11	SC	25	12	-	1895	28	1	8	4	-	-	-	20	-
V (Violaine) Aubree	25.2.05	WA	1	3	2	64	3	-	1	-	-	-	-	-	-
A (Armelle) Auclair	16.3.01	WA	3	1	1	237	3	-	1	-	-	-	-	1	-
C (Clemence) Audebert	28.2.09	WA	2	2	-	125	2	-	2	-	-	-	-	-	-
O (Odile) Autret-Sorel	2.2.02	SP	10	-	-	779	8	-	2	-	-	-	-	-	-
A (Aida) Ba	4.2.07	IT	8	2	-	610	9	-	1	2	-	-	-	10	-
H (Hasna) Baaziz Rhamouni	18.3.07	SC	4	2	-	308	4	-	2	-	-	-	-	-	-
A (Aurelie) Bailon	3.2.08	SC	16	8	-	1420	16	-	8	1	29	-	9	90	-
C (Cyrielle) Banet	3.2.18	IR	12	-	-	760	9	1	2	10	-	-	-	50	-
A (Alexandra) Barthe	3.2.01	SC	3	-	-	240	2	-	1	-	-	-	-	-	-
C (Celine) Barthelemy	3.2.08	SC	10	6	-	849	10	-	6	-	-	-	-	-	-
R (Rose) Bernadou	25.10.20	SC	3	-	-	153	1	1	1	-	-	-	-	-	-
A (Axelle) Berthomieu	17.3.19	IT	3	1	-	253	2	1	1	-	-	-	-	-	-
C (Coralie) Bertrand	6.2.16	IT	2	4	-	274	5	-	1	-	-	-	-	-	-
C (Corinna) Bessellere	16.3.01	WA	1	4	2	139	4	-	1	-	-	-	-	-	-
N (Nathalie) Bie			-	-	1	-	-	-	-	-	-	-	-	-	-
M (Manon) Bigot	11.3.16	SC	-	1	1	8	1	-	-	-	-	-	-	-	-
J (Julie) Billes	23.2.13	EN	12	1	-	792	10	-	3	10	-	-	-	50	-
L (Laetitia) Bobo	14.3.15	IT	1	1	-	59	1	-	1	-	-	-	-	-	-
M (Maylis) Bonnin-Louis	3.2.01	SC	26	3	-	2042	23	-	6	1	-	-	-	5	-
C (Camille) Boudaud	11.3.16	SC	4	6	1	430	8	1	1	1	-	-	-	5	-
V (Valerie) Bouillon	3.2.01	SC	4	-	-	188	3	-	1	-	-	-	-	-	-
C (Cyrielle) Bouisset	10.2.08	IR	19	4	-	1514	16	-	7	1	-	-	-	5	1
C (Caroline) Boujard	7.2.15	SC	22	8	1	1777	21	1	8	14	-	-	-	70	1
D (Doilij) Boukerma	15.2.04	IR	9	1	-	682	9	-	1	1	-	-	-	5	-

NAME	6N DEBUT	ST	REP	SNU	MIN5	W	D	L	T	C	PG	DG	PTS	YC	RC
E (Emile) Bouland	3.4.21	WA	5	3	-	469	6	-	2	4	-	-	20	1	-
P (Pauline) Bourdon	18.3.16	EN	16	2	-	1230	13	1	4	5	11	-	50	-	-
M (Marie) Bourret	3.2.08	SC	4	1	-	358	3	-	2	-	-	-	-	-	-
Y (Ylana) Brosseau	23.2.20	WA	-	2	-	26	1	-	1	-	-	-	-	-	-
C (Camille) Cabalou	7.2.15	SC	6	3	-	504	6	-	3	1	4	-	13	-	-
M (Maud) Camatta	8.4.01	EN	8	3	1	700	8	-	3	-	-	-	-	1	-
C (Claire) Canal	24.2.07	WA	10	2	-	678	8	-	4	2	-	-	10	-	-
L (Lucie) Canal	15.2.09	SC	2	6	-	225	7	-	1	-	-	-	-	-	1
AS (Anne Sophie) Canizares	21.3.04	SC	4	7	-	386	9	-	2	-	-	-	-	-	-
P (Patricia) Carricaburu	27.2.15	WA	3	14	1	422	13	-	4	-	-	-	-	2	-
N (Nadege) Casenave	4.2.11	SC	4	1	-	308	4	-	1	-	4	-	2	14	-
MA (Marie-Aurelie) Castel	8.2.20	IT	2	1	-	163	3	-	-	-	-	-	-	-	-
A (Aurelia) Cellier	22.3.09	IT	-	1	-	16	1	-	-	-	-	-	-	-	-
A (Alexandra) Chambon	27.3.22	IT	1	4	-	145	4	-	1	-	-	-	-	-	-
C (Christelle) Chobet	15.3.08	WA	12	5	-	895	13	-	4	3	-	-	15	2	-
H (Hayate) Chrouki	28.2.09	WA	1	2	-	140	2	-	1	1	-	-	5	-	-
S (Severine) Collombat	4.2.07	IT	4	4	-	376	6	-	2	-	-	-	-	-	-
D (Doriane) Constanty	2.2.19	WA	1	2	-	101	2	-	1	2	-	-	10	-	-
L (Lenaig) Conson	2.2.13	IT	5	10	-	580	8	1	6	2	-	-	10	1	-
E (Emma) Coudert	3.2.18	IR	1	4	-	145	4	-	1	-	-	-	-	-	-
A (Aurelie) Cousseau	24.2.07	WA	-	1	-	2	1	-	-	-	-	-	-	-	-
L (Laura) Delas	5.2.12	IT	8	3	1	650	10	-	1	-	2	-	1	7	-
M (Marine) de Nadai	4.2.11	SC	18	3	-	1248	17	-	4	1	-	-	5	1	-
A (Annaelle) Deshayé	11.2.17	SC	8	4	-	569	8	-	4	1	-	-	5	-	-
C (Catherine) de Villiers	2.2.02	SP	23	2	-	1829	21	-	4	18	-	-	90	-	-
C (Corinne) Devrouste	15.2.03	EN	18	5	1	1432	18	-	5	-	-	-	-	-	1
CT (Coumba Tombe) Diallo	25.2.12	SC	23	5	-	1775	20	1	7	-	-	-	-	2	-
L (Laura) di Muzio	5.2.12	IT	-	1	1	28	1	-	-	-	-	-	-	-	-
W (Wendy) Divoux	7.2.15	SC	-	4	2	41	4	-	-	-	-	-	-	-	-
K (Koumba) Djossouvi	4.2.11	SC	9	2	-	728	9	-	2	2	-	-	10	-	-
C (Celia) Domain	2.4.22	IR	-	2	-	18	2	-	-	-	-	-	-	-	-
A (Annabel) Donnadieu	3.2.01	SC	10	-	-	764	8	-	2	7	-	-	35	-	-
C (Caroline) Drouin	12.3.17	IT	9	1	-	642	8	-	2	2	8	-	8	50	-
E (Emeline) Dupont	5.2.12	IT	-	2	-	44	2	-	-	-	-	-	-	-	-
J (Julie) Duval	2.2.13	IT	16	10	1	1299	21	-	5	1	-	-	5	-	-
L (Lucie) Elodie	7.3.04	WA	7	4	1	748	9	-	2	7	-	-	35	-	-
L (Laetitia) Esteve	6.2.09	IR	4	-	-	320	2	-	2	1	-	-	5	-	-
H (Helene) Ezanno	4.2.11	SC	18	1	-	1163	15	-	4	-	-	-	-	-	-
M (Madoussou) Fall	2.2.20	EN	9	1	-	621	7	-	3	1	-	-	5	-	-
M (Manae) Feleu	27.3.22	IT	-	1	-	17	1	-	-	-	-	-	-	-	-
C (Celine) Ferer	7.2.15	SC	20	11	-	1588	24	-	7	-	-	-	-	-	-
M (Maelle) Filopon	3.4.21	WA	5	-	-	390	4	-	1	-	-	-	-	1	-
A (Audrey) Flandez	21.2.04	SP	-	1	1	6	1	-	-	-	-	-	-	-	-
C (Clotilde) Flaugere	16.2.01	IR	22	6	-	1796	21	-	7	6	-	-	30	-	-
S (Sandrine) Fontaine	16.2.01	IR	1	5	1	181	4	-	2	1	-	-	5	-	-
A (Audrey) Forlani	11.3.12	EN	25	7	-	2027	23	-	9	9	-	-	45	-	-
L (Laurelin) Fourcade	4.2.11	SC	5	2	-	379	6	-	1	2	-	-	10	-	-
C (Chantal) Garat	4.2.05	SC	1	4	-	125	5	-	-	-	-	-	-	-	-
M (Melanie) Gauffinet	4.2.07	IT	5	7	-	506	8	-	4	2	-	-	10	1	-
A (Alexandra) Gayda	4.2.07	IT	4	-	1	182	3	-	1	-	-	-	-	-	-
F (Fanny) Geis	8.4.01	EN	26	3	-	1747	23	-	6	3	-	-	15	1	-
S (Sandrina) Girardi	16.2.01	IR	-	2	3	12	2	-	-	-	-	-	-	-	-
L (Lucille) Godiveau	3.2.08	SC	14	5	1	1139	12	-	7	3	-	-	15	-	-
A (Amaya) Gonzalez	21.3.15	EN	-	1	1	7	1	-	-	-	-	-	-	-	-
L (Laetitia) Grand	2.2.13	IT	13	6	-	969	14	-	5	1	-	-	5	-	-
C (Camille) Grassineau	1.2.14	EN	7	-	-	520	6	-	1	1	-	-	5	-	-
F (Fanny) Griselin	19.3.10	EN	-	1	-	5	-	-	1	-	-	-	-	-	-
E (Emeline) Gros	17.3.19	IT	5	3	-	396	5	1	2	3	-	-	15	-	-
L (Lina) Guerin	14.3.15	IT	-	1	-	18	-	-	1	-	-	-	-	-	-

NAME	6N DEBUT	ST	REP	SNU	MINIS	W	D	L	T	C	PG	DG	PTS	YC	RC
E (Elodie) Guiglion	2.2.13	IT	6	1	-	515	4	-	3	3	-	-	15	-	-
M (Majorie) Hans	3.2.01	SC	7	-	-	512	5	-	2	1	-	-	5	-	-
A (Annick) Hayraud	3.2.01	SC	10	-	-	799	8	-	2	4	1	1	25	-	-
MC (Marie-Charlotte) Hebel	5.2.06	SC	23	2	-	1691	17	-	8	2	-	-	10	2	-
C (Celine) Heguy	7.2.15	SC	5	-	1	334	4	-	1	1	-	-	5	-	-
G (Gaelle) Hermet	12.3.17	IT	21	3	-	1565	18	1	5	1	-	-	5	-	-
F (Fanny) Horta	13.3.05	IR	9	7	-	883	11	-	5	7	-	-	35	1	-
C (Camille) Imart	6.2.16	IT	4	7	-	426	8	-	3	-	3	-	1	9	-
D (Daniele) Irazu	3.2.01	SC	23	8	1	1881	25	-	6	1	-	-	5	-	-
STM (Shanon) Izar	1.2.14	EN	10	1	-	754	9	-	2	5	-	-	25	1	-
C (Chloe) Jacquet	27.3.22	IT	4	1	-	331	4	-	1	2	-	-	10	-	-
I (Iar) Jason	2.2.19	WA	5	-	-	381	3	-	2	3	-	-	15	-	-
S (Sandrine) Jaureguiberry	27.3.04	EN	7	4	1	556	9	-	2	-	-	-	-	-	-
J (Julie) Jenevein	7.3.04	WA	1	7	-	165	8	-	-	-	-	-	-	-	-
C (Clara) Joyeux	2.2.19	WA	12	5	-	914	11	1	5	1	-	-	5	-	-
A (Assia) Khalfaoui	27.3.22	IT	1	3	-	116	4	-	-	-	-	-	-	-	-
A (Assa) Koita	8.2.13	WA	4	5	-	349	8	-	1	2	-	-	10	-	-
N (Nassira) Konde	2.2.20	EN	1	1	-	116	1	-	1	-	-	-	-	-	-
C (Caroline) Ladagnous	3.2.08	SC	30	-	-	2262	18	-	12	13	-	-	65	-	-
E (Elodie) Lafitte	16.2.01	IR	1	1	2	99	1	-	1	-	-	-	-	-	-
A (Anais) Lagougine	3.2.08	SC	3	5	-	277	5	-	3	1	-	-	5	-	-
N (Nathalie) Lalanne	3.2.01	SC	-	4	4	51	3	-	1	-	-	-	-	-	-
C (Cathy) Langenfeld	6.2.09	IR	2	2	-	141	3	-	1	1	-	-	5	-	-
J (Jeanne) Laurence	3.2.08	SC	2	-	-	136	2	-	-	-	-	-	-	-	-
F (Fiona) Lecat	10.2.18	SC	1	4	-	137	5	-	-	-	-	-	-	-	-
C (Christelle) le Duff	16.2.01	IR	34	11	3	2657	35	-	10	9	10	-	5	80	-
N (Nadege) Lefevvre	10.2.08	IR	8	5	-	724	7	-	6	-	-	-	-	-	-
C (Corinne) Lemazurier	15.2.03	EN	8	1	-	628	7	-	2	1	-	-	5	-	-
M (Marianne) le Nair	2.2.02	SP	1	3	4	65	4	-	-	-	-	-	-	-	-
M (Marion) Lievre	1.2.14	EN	5	-	-	390	5	-	-	4	-	-	20	-	-
C (Carole) Lignon Caujolle	13.3.10	IT	-	1	-	21	1	-	-	-	-	-	-	-	-
C (Coco) Lindelauf	27.3.22	IT	1	4	-	133	4	-	1	-	-	-	-	-	-
L (Lauriane) Lissar	10.2.19	EN	-	1	-	23	-	-	1	-	-	-	-	-	-
M (Melissandre) Llorens	2.4.22	IR	2	-	-	160	2	-	-	1	-	-	5	-	-
L (Lenaick) Lonre	13.3.10	IT	1	1	-	42	1	-	1	-	-	-	-	-	-
M (Myriam) Loyez	4.2.07	IT	8	9	-	677	12	-	5	2	-	-	10	-	-
A (Angeline) Mahuus	3.2.08	SC	4	-	-	208	3	-	1	-	-	-	-	-	-
C (Cyndia) Mansard	6.2.09	IR	3	5	-	284	5	-	3	-	-	-	-	-	-
R (Rosa) Marce	21.2.04	SP	4	10	1	551	12	-	2	-	-	-	-	-	-
S (Sonia) Mas	2.2.02	SP	-	3	-	22	3	-	-	-	-	-	-	-	-
A (Alexia) Massacand	2.2.02	SP	9	-	-	640	7	-	2	-	-	-	-	-	-
E (Emilie) Mathieu	14.3.15	IT	-	1	-	26	-	-	1	-	-	-	-	-	-
A (Adeline) Mauran-Rebillard	5.2.06	SC	-	2	-	12	2	-	-	-	-	-	-	-	-
M (Marjorie) Mayans	5.2.12	IT	23	7	-	1892	23	1	6	-	-	-	-	1	-
EC (Elodie) Maybon	3.2.01	SC	3	3	4	246	4	-	2	-	-	-	-	-	-
M (Marine) Menager	11.2.17	SC	10	10	-	981	14	1	5	4	-	-	20	-	-
R (Romane) Menager	6.2.16	IT	20	7	1	1604	20	-	7	7	-	-	35	-	1
M (Marie) Menanteau	7.2.15	SC	-	1	-	9	1	-	-	-	-	-	-	-	-
E (Elodie) Mert	5.2.12	IT	1	-	1	50	1	-	-	-	-	-	-	-	-
S (Sandra) Metier	15.3.13	SC	-	1	-	16	1	-	-	-	-	-	-	-	-
G (Gaelle) Mignot	4.2.11	SC	31	5	-	2151	28	-	8	15	-	-	75	-	-
C (Carole) Moise	9.3.03	IR	-	3	2	33	3	-	-	-	-	-	-	-	-
E (Emilie) Moreaux	15.2.09	SC	3	1	-	224	3	-	1	1	-	-	5	-	-
E (Emilie) Mounier-Courtois	21.2.04	SP	3	1	1	293	4	-	-	-	-	-	-	-	-
L (Lea) Murie	2.2.19	WA	4	-	-	320	3	-	1	3	-	-	15	-	-
G (Gabrielle) Mutis	4.2.07	IT	3	2	-	288	4	-	1	-	-	-	-	-	-
S (Safi) N'Diaye	25.2.12	SC	37	7	-	2946	33	1	10	13	-	-	65	1	-

NAME	6N DEBUT	ST	REP	SNU	MINIS	W	D	L	T	C	PG	DG	PTS	YC	RC
C (Carla) Neisen	7.2.15	SC	5	3	1	436	7	-	1	1	-	-	5	-	-
A (Audrey) Noguera	4.2.07	IT	1	7	-	156	6	-	2	1	-	-	5	-	-
C (Clemence) Ollivier	10.2.07	IR	2	5	-	227	4	-	3	-	-	-	-	-	-
A (Audrey) Panra	4.2.11	SC	3	4	-	239	6	-	1	-	-	-	-	-	-
C (Chloe) Pelle	5.2.12	IT	2	1	1	175	3	-	-	1	-	-	5	-	-
M (Marine) Pellegris	17.3.19	IT	-	1	-	10	-	-	1	-	-	-	-	-	-
M (Morgane) Peyronnet	2.2.19	WA	4	5	1	301	7	1	1	-	-	-	-	-	-
E (Elise) Pignot	25.10.20	SC	1	-	-	80	-	1	-	-	-	-	-	-	-
S (Sophie) Pin	14.3.15	IT	-	2	-	19	1	-	1	-	-	-	-	-	-
D (Delphine) Plantet	1.3.02	EN	32	1	-	2482	26	-	7	13	-	-	65	-	-
E (Elodie) Portaries	25.2.12	SC	8	6	1	527	11	-	3	2	-	-	10	-	-
E (Elodie) Poublan	6.2.09	IR	36	5	-	2824	30	-	11	11	-	-	55	-	-
M (Magyvenn) Poupart	3.2.01	SC	5	-	-	400	3	-	2	1	-	-	5	-	-
S (Stephanie) Provost	3.2.01	SC	24	7	-	1856	25	-	6	6	-	-	30	-	-
J (Julie) Pujol	5.4.02	IR	15	9	3	1187	19	-	5	1	-	-	5	1	-
S (Sandra) Rabier	4.2.07	IT	29	6	-	2236	25	-	10	3	-	-	15	-	-
S (Sabrina) Ramkilaoun	27.2.11	EN	2	1	-	162	2	-	1	-	-	-	-	-	-
P (Pauline) Rayssac	7.2.15	SC	6	4	-	477	8	-	2	-	-	-	-	-	-
C (Celia) Rigout	3.2.08	SC	5	-	-	259	3	-	2	-	-	-	-	1	-
Y (Yanna) Rivoalen	1.2.14	EN	12	15	2	1104	22	1	4	1	-	-	5	-	-
L (Laure) Rodriguez	11.2.12	IR	1	-	-	80	1	-	-	-	-	-	-	-	-
D (Delphine) Roussel	3.2.01	SC	14	1	-	1112	11	-	4	-	-	-	-	1	-
M (Martine) Roy	9.3.03	IR	-	1	2	5	1	-	-	-	-	-	-	-	-
C (Carine) Rudigoz	16.3.01	WA	1	-	1	64	1	-	-	-	-	-	-	-	-
A (Aline) Sagols	3.2.01	SC	25	2	-	1888	23	-	4	1	-	-	5	1	-
J (Johanna) Sainlo	13.3.11	IT	-	2	-	28	2	-	-	-	-	-	-	-	-
L (Laetitia) Salles	9.3.03	IR	28	22	4	2276	38	-	12	5	-	-	25	1	-
M (Marie) Salluzo	17.3.19	IT	1	-	-	46	-	-	1	-	-	-	-	-	-
L (Laure) Sansus	6.2.16	IT	10	5	-	716	11	-	4	10	-	-	50	-	-
E (Estelle) Sartini	3.2.01	SC	40	-	-	3044	31	-	9	10	56	-	40	282	-
C (Cecilia) Saubusse			-	-	1	-	-	-	-	-	-	-	-	-	-
S (Sophie) Serres	2.2.02	SP	13	-	-	870	11	-	2	2	-	-	10	-	-
A (Aurone) Sobolak	5.2.06	SC	5	7	-	384	7	-	5	1	-	-	5	-	-
A (Agathe) Sochat	6.2.16	IT	14	5	-	964	13	1	5	5	-	-	25	-	-
M (Milena) Soloch	10.2.18	SC	-	5	1	64	4	-	1	-	-	-	-	-	-
M (Marion) Talayrac	15.2.03	EN	17	7	1	1270	20	-	4	6	-	-	30	-	-
C (Caroline) Thomas	4.2.17	EN	8	6	-	565	9	-	5	4	-	-	20	-	-
L (Laure) Touye	2.2.19	WA	2	10	-	327	9	1	2	1	-	-	5	-	-
M (Maylis) Traore Dhia	6.2.16	IT	4	12	1	452	11	1	4	-	-	-	-	-	-
J (Jessy) Tremouliere	5.2.12	IT	31	12	-	2490	32	1	10	16	61	-	18	256	-
J (Jennifer) Troncy	10.2.06	IR	11	18	3	942	22	-	7	-	-	-	-	-	-
J (Jade) Ulutule	2.2.13	IT	13	2	-	928	10	-	5	6	-	-	30	-	-
A (Amandine) Vaupre	8.3.08	IT	5	6	-	522	6	-	5	1	-	-	5	-	-
S (Sophie) Verhaege	16.2.01	IR	-	1	1	40	1	-	-	-	-	-	-	-	-
A (Aurelie) Vernhet	8.2.13	WA	1	1	-	83	2	-	-	-	-	-	-	-	-
G (Gabrielle) Vernier	3.2.18	IR	11	5	-	793	12	-	4	3	-	-	15	-	-
E (Elodie) Vivat	4.2.05	SC	-	4	-	21	4	-	-	-	-	-	-	-	-
MA (Marie-Alice) Yahe	15.3.08	WA	19	4	1	1418	16	-	7	-	-	-	-	1	-
Y (Yolaine) Yengo	9.3.19	IR	2	-	-	155	1	-	1	-	-	-	-	-	-

FRANCE CAPTAINS' LOG (10)

Name	Captain	As captain					As non-captain				
		P	W	D	L	Win %	P	W	D	L	Win %
Anne Alaphilippe	2001	2	2	0	0	100.0%	2	1	0	1	50.0%
Nathalie Amiel	2001-02	8	6	0	2	75.0%	2	2	0	0	100.0%
Odile Autret-Sorel	2003	5	3	0	2	60.0%	5	5	0	0	100.0%
Stephanie Provost	2004	5	5	0	0	100.0%	26	20	0	6	76.9%
Estelle Sartini	2005-08	20	15	0	5	75.0%	20	16	0	4	80.0%
Sandra Rabier	2009-10	9	6	0	3	66.7%	26	19	0	7	73.1%
Marie-Alice Yahe	2010-13	16	11	0	5	68.8%	7	5	0	2	71.4%
Gaelle Mignot	2014-17	20	16	0	4	80.0%	16	12	0	4	75.0%
Gaelle Hermet	2018-22	21	15	1	5	71.4%	3	3	0	0	100.0%
Safi N'Diaye	2020	1	1	0	0	100.0%	43	32	1	10	74.4%

FRANCE HEAD COACH REGISTER (6)

Name	Career	P	W	D	L	Win %	GS	TC	CH
D (Daniel) Dupouy	2001-02	10	8	0	2	80.0%	1	-	1
B (Benoit) Oszustowicz + P (Philippe) Laurent	2003-06	20	16	0	4	80.0%	2	-	2
R (Roland) Puig + M (Matthieu) Codron	2007-09	15	10	0	5	66.7%	-	-	-
N (Nathalie) Amiel	2010-14	25	19	0	6	76.0%	1	-	1
JM (Jean-Michel) Gonzalez	2015-16	10	8	0	2	80.0%	-	-	1
S (Samuel) Cherouk	2017-	27	19	1	7	70.4%	1	-	1



IRFU

Address: Irish Rugby Football Union
10-12 Lansdowne Road,
Dublin 4, Ireland

CEO: Kevin Potts

Head coach: Greg McWilliams

IRELAND IN 2022

P7, W3, L4 (World Rugby Ranking: 8th)

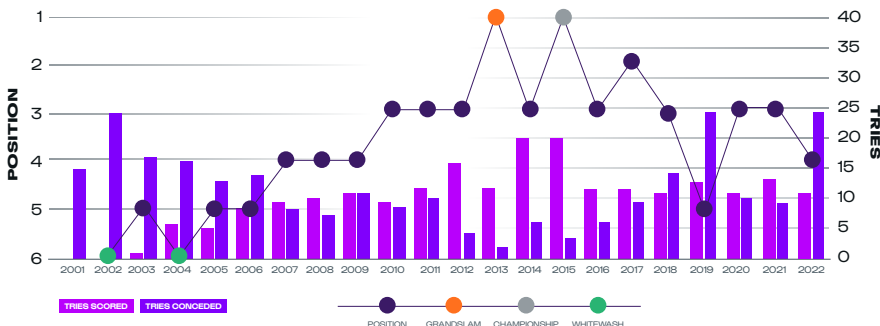
DATE	OPPONENT	VENUE	RESULT	SCORERS
26 Mar	Wales	RDS Arena	L 19-27	Linda Djougang(T) Stacey Flood(T) Ameer-Lee Murphy Crowe(T) Nicole Cronin(2C)
2 Apr	France	Stade Ernest Wallon	L 5-40	Eve Higgins(T)
10 Apr	Italy	Musgrave Park	W 29-8	Neve Jones(T) Lucy Mulhall(T) Penalty Try(T) Eve Higgins(T) Nicole Cronin(C) Katie O'Dwyer(T)
24 Apr	England	Welford Road Stadium	L 0-69	-
30 Apr	Scotland	Kingspan Stadium	W 15-14	Neve Jones(T) Hannah O'Connor(F) Enya Breen(T/C)
20 Aug	Japan	ECOPA Stadium	W 57-22	Aoife Doyle(T) Emma Hooban(T) Neve Jones(3T) Chloe Pearse(T) Molly Scuffil-McCabe(T) Aoife Dalton(T) Meabh Deely(T) Dannah O'Brien(6C)
27 Aug	Japan	Chichibunomiya	L 10-29	Katie O'Dwyer(T) Natasja Behan(T)
6 Nations	Rugby World Cup			

IRELAND RECORDS

IRELAND IN THE 6 NATIONS																			
SEASON	POS	W	D	L	Game 1	Game 2	Game 3	Game 4	Game 5	T	C	PG	DG	FOR	T	C	PG	DG	AGST
2001		0	0	2	Spa 0-42	Fra 0-53	Wal PP	Eng PP	Sco PP	0	0	0	0	0	15	10	0	0	95
2002	6	0	0	5	Wal 9-13	Eng 0-79	Sco 0-13	Spa 6-8	Fra 0-46	0	0	5	0	15	25	11	4	0	159
2003	5	1	0	4	Sco 0-25	Spa 16-0	Fra 0-20	Wal 0-17	Eng 3-46	1	1	4	0	19	17	7	3	0	108
2004	6	0	0	5	Fra 5-22	Wal 13-14	Eng 10-51	Spa 7-8	Sco 0-17	6	1	1	0	35	16	10	4	0	112
2005	5	1	0	4	Spa 17-19	Sco 5-15	Eng 0-32	Fra 0-34	Wal 11-6	5	1	2	0	43	13	7	6	3	106
2006	5	1	0	4	Spa 25-10	Fra 0-32	Wal 7-14	Sco 0-9	Eng 10-39	8	1	0	0	42	14	5	8	0	104
2007	4	2	0	3	Wal 5-10	Fra 10-13	Eng 0-32	Sco 18-6	Ita 17-12	9	1	1	0	50	8	3	9	0	73
2008	4	2	0	3	Ita 19-0	Fra 17-26	Sco 13-3	Wal 10-19	Eng 7-17	10	5	2	0	66	7	6	6	0	65
2009	4	3	0	2	Fra 7-5	Ita 35-17	Eng 13-29	Sco 23-0	Wal 10-13	11	6	7	0	88	11	3	1	0	64
2010	3	3	0	2	Ita 22-5	Fra 9-19	Eng 5-22	Wal 18-3	Sco 15-3	9	3	5	1	69	8	3	2	0	52
2011	3	2	0	3	Ita 26-5	Fra 12-14	Sco 22-5	Wal 14-15	Eng 0-31	12	4	2	0	74	10	4	4	0	70
2012	3	3	0	2	Wal 36-0	Fra 7-8	Ita 40-10	Sco 20-0	Eng 6-23	16	10	3	0	109	4	3	4	1	41
2013	1	5	0	0	Wal 12-10	Eng 25-0	Sco 30-3	Fra 15-10	Ita 6-3	12	5	6	0	88	2	2	4	0	26
2014	3	3	0	2	Sco 59-0	Wal 14-6	Eng 10-17	Ita 39-0	Fra 15-19	20	8	7	0	137	6	3	2	0	42
2015	1	4	0	1	Ita 30-5	Fra 5-10	Eng 11-8	Wal 20-0	Sco 73-3	20	9	7	0	139	3	1	3	0	26
2016	3	3	0	2	Wal 21-3	Fra 6-18	Eng 9-13	Ita 14-3	Sco 45-12	12	4	9	0	95	6	2	5	0	49
2017	2	4	0	1	Sco 22-15	Ita 27-3	Fra 13-10	Wal 12-7	Eng 7-34	12	6	3	0	81	9	6	4	0	69
2018	3	2	0	3	Fra 0-24	Ita 21-8	Wal 35-12	Sco 12-15	Eng 11-33	11	8	2	0	79	14	8	2	0	92
2019	5	1	0	4	Eng 7-51	Sco 22-5	Ita 27-29	Fra 17-47	Wal 5-24	13	4	1	0	78	24	15	2	0	156
2020	3	3	0	1	Sco 18-14	Wal 31-12	Eng 0-27	Ita 21-7	Fra PP	11	4	1	0	70	10	5	0	0	60
2021	3	2	0	1	Bye	Wal 45-0	Fra 15-56	Ita 25-5	-	13	7	2	0	85	9	4	2	0	61
2022	4	2	0	3	Wal 19-27	Fra 5-40	Ita 29-8	Eng 0-69	Sco 15-14	11	4	1	0	68	24	10	6	0	158
TOTAL		47	0	57						222	92	71	1	1520	255	128	81	4	1788

Grand Slams: 1 (2013)
 Championships: 2 (2013, 2015)
 Triple Crowns: 1 (2013)

HOME WIN	AWAY WIN
HOME DRAW	AWAY DRAW
HOME LOSS	AWAY LOSS



IRELAND RECORDS

6 NATIONS TEAM RECORDS		
IN A GAME	HOME	AWAY
Highest Score	59-0 v England (Ashbourne) 31.114	73-3 v Scotland (Cumbernauld) 22.3.15
Biggest Win	(59) 59-0 v England (Ashbourne) 31.114	(70) 73-3 v Scotland (Cumbernauld) 22.3.15
Highest Score Conceded	(56) 15-56 v France (Donnybrook) 17.4.21	(79) 0-79 v England (Worcester) 17.2.02
Worst Loss	(53) 0-53 v France (Clontarf) 16.2.01	(79) 0-79 v England (Worcester) 17.2.02
	FOR	AGAINST
Most Tries	11 v Scotland (Ashbourne) 31.114	13 v England (Worcester) 17.2.02
	11 v Scotland (Cumbernauld) 22.3.15	
Most Conversions	6 v Scotland (Cumbernauld) 22.3.15	7 v England (Worcester) 17.2.02
		7 v England (Leicester) 24.4.22
Most Penalty Goals	3 on six occasions	4 v Italy (Rome) 17.3.07
		4 v Wales (St Mary's College) 7.3.08
Most Drop Goals	1 v Italy (Ashbourne) 5.2.10	3 v Spain (Madrid) 5.2.05
IN A COMPLETED SEASON	FOR	AGAINST
Most Tries	20 in 2014	25 in 2002
	20 in 2015	
Most Conversions	10 in 2012	15 in 2019
Most Penalty Goals	9 in 2016	9 in 2007
Most Drop Goals	1 in 2010	3 in 2005
Most Points	139 in 2015	159 in 2002
Fewest Tries	0 in 2002	2 in 2013
Fewest Conversions	0 in 2002	1 in 2015
Fewest Penalty Goals	0 in 2006	0 in 2020
Fewest Drop Goals	0 on twenty occasions	0 on nineteen occasions
Fewest Points	15 in 2001	26 in 2015
SEQUENCES	BEST WINNING RUN	WORST LOSING RUN
At Home	8 - 24.2.12 to 8.3.14	11 - 16.2.01 to 13.3.05
Away	3 - 3.2.13 to 17.3.13	5 - 21.3.03 to 12.2.05
	3 - 6.2.15 to 22.3.15	
	3 - 3.2.17 to 11.3.17	
Overall	7 - 3.2.13 to 7.2.14	12 - 9.3.03 to 13.3.05
	LONGEST UNBEATEN RUN	LONGEST WINLESS RUN
At Home	8 - 24.2.12 to 8.3.14	11 - 16.2.01 to 13.3.05
Away	3 - 3.2.13 to 17.3.13	5 - 21.3.03 to 12.2.05
	3 - 6.2.15 to 22.3.15	
	3 - 3.2.17 to 11.3.17	
Overall	7 - 3.2.13 to 7.2.14	12 - 9.3.03 to 13.3.05
6 NATIONS PLAYER RECORDS		
	IN A MATCH	IN A SEASON
Most Points	23 Niamh Briggs v Scotland (Cumbernauld) 22.3.15	49 Niamh Briggs in 2015
Most Tries	3 on four occasions (three by Alison Miller)	5 Alison Miller in 2013
Most Conversions	6 Niamh Briggs v Scotland (Cumbernauld) 22.3.15	9 Niamh Briggs in 2012
		9 Niamh Briggs in 2015
Most Penalty Goals	3 on six occasions (Niamh Briggs four)	9 Niamh Briggs in 2016
Most Drop Goals	1 Niamh Briggs v Italy (Ashbourne) 5.2.10	1 Niamh Briggs in 2010

IRELAND RECORDS

6 NATIONS CAREER RECORDS		
MOST APPEARANCES	MOST POINTS	MOST TRIES
58 (55+3) Fiona Coghlan (2003-14)	307 - Niamh Briggs (2008-18)	20 - Alison Miller (2010-19)
57 (56+1) Lynne Cantwell (2002-14)	100 - Alison Miller (2010-19)	12 - Niamh Briggs (2008-18)
53 (50+3) Claire Molloy (2009-21)	50 - Joy Neville (2003-13)	10 - Joy Neville (2003-13)
48 (44+4) Niamh Briggs (2008-18)	50 - Claire Molloy (2009-21)	10 - Claire Molloy (2009-21)
47 (47+0) Joy Neville (2003-13)	50 - Sophie Spence (2012-17)	10 - Sophie Spence (2012-17)
40 (26+14) Grace Davitt (2005-14)	45 - Lynne Cantwell (2002-14)	9 - Lynne Cantwell (2002-14)
39 (39+0) Marie-Louise Reilly (2010-17)	45 - Gill Bourke (2008-15)	9 - Gill Bourke (2008-15)
38 (37+1) Jo O'Sullivan (2003-10)	42 - Hannah Tyrnell (2015-21)	6 - Paula Fitzpatrick (2012-18)
38 (29+9) Gill Bourke (2008-15)	38 - Sarah Jane Belton (2001-8)	6 - Sene Naoupu (2015-22)
37 (37+0) Sarah Jane Belton (2001-08)		

IRELAND PLAYER INDEX (175)

NAME	GN DEBUT	ST	REP	SNU	MINNS	W	D	L	T	C	PG	DG	PTS	YC	RC
E (Elaine) Anthony	13.3.16	IT	3	1	1	224	4	-	-	-	-	-	-	-	-
L (Louise) Austin	1.2.08	IT	5	9	-	514	8	-	6	-	-	-	-	-	-
HM (Marie) Barnett	4.2.06	SP	15	-	4	930	5	-	10	-	-	-	-	-	-
A (Ashleigh) Baxter	11.2.12	FR	12	2	2	916	8	-	6	2	-	-	10	-	-
L (Louise) Beamish	15.2.03	SC	15	11	14	1212	9	-	17	-	-	-	-	-	-
SJ (Sarah Jane) Belton	3.2.01	SP	37	-	-	2884	7	-	30	3	4	-	5	38	-
JR (Judy) Bobbett	9.2.20	WA	2	-	-	160	1	-	1	-	-	-	-	-	-
CM (Claire) Boles	8.2.19	SC	-	3	-	44	1	-	2	-	-	-	-	-	-
G (Gill) Bourke	1.2.08	IT	29	9	2	2394	23	-	15	9	-	-	45	-	-
RIR (Rachel) Boyd	3.2.01	SP	26	4	2	2032	4	-	26	2	-	1	13	-	-
E (Enya) Breen	9.3.19	FR	5	5	-	464	5	-	5	1	1	-	7	-	-
OM (Orla) Brennan	5.2.05	SP	28	1	-	2154	11	-	18	1	-	-	5	2	-
N (Niamh) Briggs	1.2.08	IT	44	4	2	3457	30	-	18	12	50	1	48	307	-
H (Helen) Brosnan	6.2.09	FR	7	2	1	516	5	-	4	-	-	-	-	1	-
E (Liz) Burke	13.3.16	IT	2	-	-	160	2	-	-	1	-	-	5	-	-
N (Niamh) Byrne	24.4.22	EN	-	1	-	17	-	-	1	-	-	-	-	-	-
LC (Lynne) Cantwell	17.2.02	EN	56	1	1	4445	23	-	34	9	-	-	45	2	-
AE (Anna) Caplice	3.2.18	FR	7	4	-	618	4	-	7	2	-	-	10	-	-
H (Hannah) Casey	31.1.14	SC	2	3	-	191	3	-	2	-	-	-	-	-	-
N (Nikki) Caughey	11.2.12	FR	4	7	1	311	6	-	5	-	-	-	-	-	-
M (Michelle) Claffey	11.2.18	IT	5	6	-	485	6	-	5	-	-	-	-	-	-
D (Debbie) Clarke	10.2.07	FR	-	5	3	74	2	-	3	-	-	-	-	-	-
E (Edel) Coen	3.2.01	SP	14	1	-	1082	2	-	13	-	-	-	-	-	-
FL (Fiona) Coghlan	21.2.03	SP	55	3	2	4373	26	-	32	3	-	-	15	-	-
E (Elaine) Collins	3.2.01	SP	7	-	-	521	-	-	7	-	-	-	-	-	-
Y (Yvonne) Comer	3.2.01	SP	-	1	1	5	-	-	1	-	-	-	-	-	-
EP (Eimear) Considine	3.2.17	SC	14	1	1	1062	6	-	9	4	-	-	20	1	-
CM (Ciara) Cooney	6.2.16	WA	4	10	-	476	9	-	5	-	-	-	-	-	-
L (Lesley) Coulter	21.2.03	SP	-	3	3	23	1	-	2	-	-	-	-	-	-
M (Maura) Coulter	3.2.02	WA	4	-	1	284	-	-	4	-	-	-	-	1	-
M (Mairead) Coyne	6.2.16	WA	6	2	1	504	4	-	4	-	-	-	-	1	-
K (Kenrie-Ann) Craddock	31.1.14	SC	-	3	2	25	2	-	1	-	-	-	-	-	-
N (Nicole) Cronin	11.2.18	IT	5	8	-	479	5	-	8	-	3	-	6	-	-
V (Victoria) Dabanovich-O'Mahony	2.2.20	SC	-	2	1	67	1	-	1	-	-	-	-	-	-
KA (Kathryn) Dane	1.2.19	EN	13	4	-	940	8	-	9	-	-	-	-	-	-
L (Leigh) Dangan	9.2.13	EN	-	2	1	13	2	-	-	-	-	-	-	-	-
A (Amy) Davis	1.2.08	IT	19	8	7	1400	16	-	11	3	-	-	15	-	-
G (Grace) Davitt	5.2.05	SP	26	14	3	2190	20	-	20	2	5	-	1	23	1
L (Lauren) Day	13.3.09	SC	6	8	3	476	8	-	6	-	-	-	-	-	-
LV (Lauren) Delany	1.2.19	EN	11	-	-	803	5	-	6	1	-	-	5	-	-

NAME	6N DEBUT	ST	REP	SNU	MIN5	W	D	L	T	C	PG	DG	PTS	YC	RC
L (Linda) Djougang	1.2.19	EN	12	4	-	892	8	-	8	2	-	-	10	-	-
M (Magali) Dolo	3.2.01	SP	6	4	4	612	1	-	9	-	-	-	-	-	-
A (Aine) Donnelly	6.2.16	WA	3	1	-	225	2	-	2	-	-	-	-	-	-
E (Eliza) Downey	5.2.10	IT	-	2	-	8	2	-	-	-	-	-	-	-	-
AM (Aoife) Doyle	13.2.15	FR	5	4	-	483	6	-	3	-	-	-	-	-	-
K (Karen) Eagleson	3.2.02	WA	5	-	-	368	-	-	5	-	-	-	-	-	-
A (Ailisi) Egan	13.3.11	WA	30	2	-	2185	22	-	10	3	-	-	15	1	-
C (Chris) Fanning	5.2.10	IT	3	1	1	236	2	-	2	-	-	-	-	-	-
L (Laura) Feely	3.2.18	FR	4	12	-	441	7	-	9	-	-	-	-	-	-
JM (Jeannette) Feighery	3.2.07	WA	9	1	-	644	5	-	5	3	-	-	15	-	-
J (Jennie) Finlay	3.2.17	SC	-	1	1	9	1	-	-	-	-	-	-	-	-
N (Nicole) Fitzgerald	10.3.07	SC	-	1	2	4	1	-	-	-	-	-	-	-	-
K (Katie) Fitzhenry	6.2.15	IT	7	2	-	621	5	-	4	-	-	-	-	-	-
P (Paula) Fitzpatrick	11.2.12	FR	19	8	1	1590	17	-	10	6	-	-	30	2	-
O (Orla) Fitzsimons	3.1.14	SC	4	5	3	310	7	-	2	-	-	-	-	-	-
S (Siobhan) Fleming	11.2.12	FR	9	6	-	705	11	-	4	1	-	-	5	-	-
SM (Suzanne) Fleming	3.2.02	WA	21	1	2	1678	2	-	20	3	-	-	15	-	-
K (Kim) Flood	13.3.16	IT	8	2	-	642	6	-	4	2	-	-	4	-	-
SK (Stacey) Flood	10.4.21	WA	4	2	-	363	3	-	3	1	2	-	1	12	-
RJ (Rosie) Foley	3.2.01	SP	15	6	3	1268	2	-	19	1	-	-	5	-	-
N (Nicole) Fowley	1.2.19	EN	5	-	-	312	1	-	4	-	4	-	1	11	-
N (Nichola) Fryday	17.3.17	EN	16	2	3	1177	8	-	10	-	-	-	-	1	-
L (Louise) Galvin	11.3.18	SC	1	1	1	99	-	-	2	-	-	-	-	-	-
ZLJ (Zoe) Grattage	6.2.16	WA	2	2	1	118	3	-	1	-	-	-	-	-	-
AM (Amanda) Greensmith	15.2.03	SC	5	8	12	402	3	-	10	-	-	-	-	-	-
CA (Ciara) Griffin	6.2.16	WA	25	2	-	1869	15	-	12	4	-	-	20	-	-
LA (Laura) Guest	4.2.06	SP	11	11	1	925	13	-	9	-	-	-	-	-	-
C (Christy) Haney	2.4.22	FR	3	1	1	202	2	-	2	-	-	-	-	-	-
F (Fiona) Hayes	9.2.13	EN	-	11	6	215	9	-	2	-	-	-	-	-	-
G (Germaine) Healy	5.2.05	SP	19	1	-	1457	6	-	14	3	-	-	15	1	-
M (Mary) Healy	6.2.16	WA	3	7	1	303	7	-	3	-	-	-	-	-	-
EL (Eve) Higgins	10.4.21	WA	6	-	-	473	3	-	3	2	-	-	10	-	-
BL (Brittany) Hogan	24.10.20	IT	3	4	-	287	4	-	3	-	-	-	-	-	-
E (Emma) Hooban	1.2.19	EN	2	7	2	235	2	-	7	1	-	-	5	-	-
S (Shannon) Houston	3.2.07	WA	15	5	3	1260	9	-	11	1	-	-	5	-	-
R (Rochelle) Howell	3.2.02	WA	2	3	1	206	-	-	5	-	-	1	3	-	-
AL (Ailsa) Hughes	3.2.17	SC	8	3	1	509	7	-	4	-	-	-	-	-	-
VE (Vicky) Irwin	30.4.22	SC	1	-	-	80	1	-	-	-	-	-	-	-	-
H (Helen) Jones	13.3.09	SC	-	1	-	6	1	-	-	-	-	-	-	-	-
NM (Neve) Jones	24.10.20	IT	5	3	-	385	5	-	3	2	-	-	10	-	-
N (Niamh) Kavanagh	6.2.11	IT	13	3	-	1000	11	-	5	5	-	-	25	-	-
L (Lynda) Kelly	21.3.03	WA	-	1	-	1	-	-	1	-	-	-	-	-	-
MB (Mairead) Kelly	3.2.07	WA	6	3	1	502	4	-	5	2	-	-	10	-	-
P (Patricque) Kelly	3.2.01	SP	29	3	-	2292	5	-	27	-	-	-	-	1	-
SL (Stacey-Lea) Kennedy	6.2.11	IT	3	10	3	291	10	-	3	1	-	-	5	1	-
C (Claire) Keohane	2.2.20	SC	2	1	-	142	2	-	1	-	2	-	4	-	-
EL (Emily) Lane	10.4.21	WA	-	3	-	57	2	-	1	-	-	-	-	-	-
J (Jen) Leacy	21.2.03	SP	3	7	5	322	1	-	9	-	-	-	-	-	-
J (Jess) Lambert	3.2.07	WA	10	3	-	744	6	-	7	2	-	-	10	1	-
JM (Jean) Lonergan	16.2.01	FR	22	3	1	1757	3	-	22	-	-	-	-	-	-
LM (Leah) Lyons	3.2.17	SC	11	6	-	908	10	-	7	5	-	-	25	1	-
AM (Anne-Marie) McAllister	3.2.01	SP	17	-	-	1276	1	-	16	-	-	-	-	-	-
G (Gillian) McAllister	17.2.02	EN	8	7	3	688	2	-	13	-	-	-	-	-	-
K (Karen) McCarthy	3.2.01	SP	1	1	-	82	-	-	2	-	-	-	-	-	-
M (Manuela) McCarthy	6.3.04	EN	-	2	3	20	-	-	2	-	-	-	-	-	-
A (Aoife) McDermott	25.2.18	WA	15	-	1	1019	6	-	9	1	-	-	5	1	-
A (Anna) McGann	26.3.22	WA	-	2	-	25	-	-	2	-	-	-	-	-	-
C (Claire) McLaughlin	13.3.16	IT	6	5	2	529	7	-	4	-	-	-	-	-	-

NAME	6N DEBUT	ST	REP	SNU	MIN5	W	D	L	T	C	PG	DG	PTS	YC	RC
EM (Edel) McMahon	11.2.18	IT	8	3	1	656	6	-	5	-	-	-	-	-	-
E (Emen) McManamly	27.2.09	EN	3	4	2	257	3	-	4	-	-	-	-	-	-
CB (Caroline) Mahon	4.2.06	SP	21	2	-	1635	10	-	13	-	-	-	-	-	-
R (Rachel) Maloney			-	-	1	-	-	-	-	-	-	-	-	-	-
A (Alison) Miller	5.2.10	IT	34	2	-	2545	24	-	12	20	-	-	100	-	-
N (Nicki) Milne	3.2.02	WA	12	1	2	958	1	-	12	1	-	-	5	-	-
SJ (Sarah) Mirmnagh	15.3.15	WA	-	2	3	4	2	-	-	-	-	-	-	-	-
C (Claire) Molloy	6.2.09	FR	50	3	2	3923	32	-	21	10	-	-	50	1	-
CT (Ciódhna) Moloney	6.2.16	WA	14	3	-	1039	10	-	7	4	-	-	20	-	-
SC (Sam) Monaghan	26.3.22	WA	4	-	-	320	2	-	2	-	-	-	-	-	-
B (Bridget) Montgomery	3.2.01	SP	-	3	2	66	-	-	3	-	-	-	-	-	-
GE (Grace) Moore	24.4.21	IT	-	3	-	61	2	-	1	-	-	-	-	-	-
J (Joleen) Morton	3.2.01	SP	2	-	-	160	-	-	2	-	-	-	-	-	-
L (Larissa) Muldoon	6.2.11	IT	19	17	-	1602	24	-	12	2	-	-	10	-	-
LM (Lucy) Mulhall	26.3.22	WA	3	-	-	223	1	-	2	1	-	-	5	-	-
AL (Amee-Lee) Murphy	17.4.21	FR	4	1	-	298	2	-	3	3	-	-	15	1	-
C (Carmel) Murphy	3.2.01	SP	2	-	-	136	-	-	2	-	-	-	-	-	-
E (Ellen) Murphy	1.2.19	EN	1	4	1	157	2	-	3	-	-	1	3	-	-
J (Jenny) Murphy	24.2.12	IT	18	5	1	1407	18	-	5	5	1	-	27	-	-
MAF (Sene) Naoupu	6.2.15	IT	28	3	2	2245	18	-	13	6	-	-	30	1	1
F (Fiona) Neary	3.2.01	SP	5	-	1	345	-	-	5	-	-	-	-	-	-
JM (Joy) Neville	15.2.03	SC	47	-	-	3714	19	-	28	10	-	-	50	1	-
D (Deirbhle) Nic a Bhaird	8.2.19	SC	2	2	-	186	1	-	3	-	-	-	-	-	-
NM (Nuala) Ni Chadhain	21.2.03	SP	11	2	6	864	3	-	10	1	-	-	5	-	-
L (Laura) Nichol	13.3.09	SC	-	1	1	6	1	-	-	-	-	-	-	-	-
G (Gill) Nolan	6.2.11	IT	-	4	1	25	2	-	2	-	-	-	-	-	-
Y (Yvonne) Nolan	4.2.06	SP	5	9	6	439	8	-	6	1	-	-	5	1	-
K (Katie) Norris	6.2.15	IT	-	3	2	13	3	-	-	-	-	-	-	1	-
D (Deirdre) O'Brien	6.2.11	IT	-	4	1	35	2	-	2	-	-	-	-	-	-
F (Fiona) O'Brien	6.2.15	IT	-	4	1	6	4	-	-	-	-	-	-	-	-
H (Heather) O'Brien	6.2.11	IT	14	8	3	1092	13	-	9	5	-	-	25	2	-
E (Elise) O'Byrne-White	6.2.16	WA	3	-	-	240	1	-	2	-	-	-	-	-	-
L (Leonie) O'Callaghan	3.2.01	SP	1	-	-	80	-	-	1	-	-	-	-	-	-
CM (Ciara) O'Connor	3.2.17	SC	1	6	3	128	4	-	3	-	-	-	-	-	-
H (Hannah) O'Connor	24.10.20	IT	3	6	-	382	5	-	4	-	-	1	3	-	-
KuP (Katie) O'Dwyer	24.10.20	IT	2	6	-	215	4	-	4	1	-	-	5	-	-
AM (Anne-Marie) O'Hora	1.2.19	EN	-	2	-	10	1	-	1	-	-	-	-	-	-
J (Jennifer) O'Leary	3.2.01	SP	2	-	-	136	-	-	2	-	-	-	-	-	-
MO (Maeve-Og) O'Leary	24.4.22	EN	-	2	-	30	1	-	1	-	-	-	-	-	-
K (Kate) O'Loughlin	1.2.08	IT	4	6	4	360	7	-	3	1	-	-	5	-	-
M (Mary) O'Loughlin	3.2.01	SP	6	-	-	461	-	-	6	-	-	-	-	-	-
R (Ruth) O'Reilly	24.2.12	IT	9	6	3	592	11	-	4	-	-	-	-	-	-
EC (Eimear) O'Sullivan	6.3.04	EN	10	2	3	763	4	-	8	-	-	-	-	-	-
J (Jo) O'Sullivan	15.2.03	SC	37	1	-	2972	13	-	25	2	2	-	3	23	2
BB (Beibhinn) Parsons	9.3.19	FR	8	3	-	696	6	-	5	5	-	-	25	-	-
C (Chloe) Pearse	26.3.22	WA	-	3	2	48	1	-	2	-	-	-	-	-	-
L (Lindsay) Peat	6.2.16	WA	19	4	-	1352	13	-	10	4	-	-	20	2	-
C (Celine) Quinn	3.2.01	SP	-	1	-	2	-	-	1	-	-	-	-	-	-
M (Maeve) Quinke	3.2.02	WA	4	-	-	297	-	-	4	-	-	-	-	-	-
G (Geraldine) Rae	6.2.11	IT	5	-	-	349	2	-	3	1	-	-	5	1	-
R (Rachel) Reid	3.2.01	SP	7	4	1	548	1	-	10	-	-	3	9	-	-
F (Fiona) Reidy	6.2.16	WA	5	9	1	355	6	-	8	-	-	-	-	-	-
A (Aoibheann) Reilly	26.3.22	WA	2	2	-	132	1	-	3	-	-	-	-	-	-
ML (Marie-Louise) Reilly	5.2.10	IT	39	-	-	3011	26	-	13	1	-	-	5	-	-
C (Ciara) Rooney	27.2.16	EN	-	1	-	1	-	-	1	-	-	-	-	-	-
T (Tania) Rosser	15.2.04	FR	26	7	3	2116	13	-	20	5	-	-	25	1	-
SN (Sinead) Ryan	4.2.06	SP	14	6	3	1053	10	-	10	2	-	-	10	1	-
M (Molly) Scuffil-McCabe	24.4.22	EN	2	-	-	160	1	-	1	-	-	-	-	-	-

NAME	6N DEBUT	ST	REP	SNU	MIN5	W	D	L	T	C	PG	DG	PTS	YC	RC
LC (Laura) Sheehan	23.2.19	IT	1	1	2	122	1	-	1	-	-	-	5	-	-
J (Jackie) Shiels	6.2.11	IT	4	11	3	352	9	-	6	-	-	-	-	-	-
JR (Juliet) Short	1.2.19	EN	1	-	-	53	-	-	1	-	-	-	-	-	-
J (Joy) Sparkes	3.2.01	SP	2	1	2	168	-	-	3	-	-	-	-	-	-
SC (Sophie) Spence	11.2.12	FR	27	2	-	2111	21	-	8	10	-	-	50	1	-
E (Emma) Stanley			-	-	4	-	-	-	-	-	-	-	-	-	-
N (Nora) Stapleton	5.2.10	IT	29	5	1	2324	24	-	10	1	8	-	3	30	-
C (Carol) Staunton	5.2.10	IT	4	3	2	319	3	-	4	-	-	-	-	-	-
F (Fiona) Steed	3.2.01	SP	17	-	-	1350	1	-	16	2	-	-	-	10	1
S (Serena) Stirling	9.3.03	FR	-	2	1	30	-	-	2	-	-	-	-	-	-
D (Denise) Tracey	27.3.04	SC	-	1	1	9	-	-	1	-	-	-	-	-	-
R (Rachel) Tucker	17.2.02	EN	1	4	5	125	-	-	5	-	-	-	-	-	-
H (Hannah) Tyrnell	6.2.15	IT	12	3	-	932	10	-	5	4	8	-	2	42	-
I (Ilse) van Staden	3.2.17	SC	-	4	1	41	3	-	1	-	-	-	-	-	-
A (Aoife) Wafer	10.4.22	IT	-	1	-	11	1	-	-	-	-	-	-	-	1
DE (Dorothy) Wall	2.2.20	SC	9	3	-	719	7	-	5	2	-	-	-	10	1
E (Eryka) Wessell	17.2.02	EN	1	2	-	94	-	-	3	-	-	-	-	-	-
S (Sinead) White			-	-	1	-	-	-	-	-	-	-	-	-	-
MA (Megan) Williams	3.2.18	FR	6	1	-	465	3	-	4	1	-	-	-	5	-

IRELAND CAPTAINS' LOG (9)

Name	Captain	As captain					As non-captain				
		P	W	D	L	Win %	P	W	D	L	Win %
Fiona Steed	2001-04	7	0	0	7	0.0%	10	1	0	9	10.0%
Suzanne Fleming	2002-03	10	1	0	9	10.0%	12	1	0	11	8.3%
Sarah Jane Belton	2005-08	20	6	0	14	30.0%	17	1	0	16	5.9%
Joy Neville	2009	5	3	0	2	60.0%	42	16	0	26	38.1%
Fiona Coghlan	2010-14	25	16	0	9	64.0%	33	10	0	23	30.3%
Niamh Briggs	2015-16	10	7	0	3	70.0%	38	23	0	15	60.5%
Paula Fitzpatrick	2017	5	4	0	1	80.0%	22	13	0	9	59.1%
Ciaran Griffin	2018-21	17	8	0	9	47.1%	10	7	0	3	70.0%
Nichola Fryday	2022	5	2	0	3	40.0%	13	6	0	7	46.2%

IRELAND HEAD COACH REGISTER (7)

Name	Career	P	W	D	L	Win %	GS	TC	CH
D (Donal) O'Leary	2001-02	7	0	0	7	0.0%	-	-	-
P (Philip) Doyle	2003-14	40	16	0	24	40.0%	1	1	1
J (John) O'Sullivan	2007-08	10	4	0	6	40.0%	-	-	-
S (Steven) Hennessy	2009-10	10	6	0	4	60.0%	-	-	-
T (Tom) Tierney	2015-17	15	11	0	4	73.3%	-	-	1
A (Adam) Griggs	2018-21	17	8	0	9	47.1%	-	-	-
G (Greg) McWilliams	2022	5	2	0	3	40.0%			



Address: Federazione Italiana Rugby
Stadio Olimpico Curva Nord,
Foro Italo, Rome

President: Marzio Innocenti

Head coach: Giovanni Raineri

ITALY IN 2021

P12, W5, L7 (World Rugby Ranking: 5th)

DATE	OPPONENT	VENUE	RESULT	SCORERS
27 Mar	France	Stade des Alpes	L 6-39	Michela Sillari(2P)
3 Apr	England	Stadio Sergio Lanfranchi	L 0-74	
10 Apr	Ireland	Musgrave Park	L 8-29	Melissa Bettoni(T) Beatrice Rigoni(P)
23 Apr	Scotland	Stadio Sergio Lanfranchi	W 20-13	Melissa Bettoni(T) Michela Sillari(2C/2P) Silvia Turani(T)
30 Apr	Wales	Cardiff Arms Park	W 10-8	Sara Barattin(T) Michela Sillari(C/P)
24 Jul	Canada	Bear Mountain	L 24-34	Michela Sillari(2C) Vittoria Ostuni Minuzzi(T) Elisa Giordano(T) Maria Magatti(T) Sara Tounesi(T)
3 Sep	France	Stade des Arboras	L 0-21	-
9 Sep	France	Stadio Pozzi La Marmorata	W 26-19	Melissa Bettoni(T) Michela Sillari(T) Vittoria Ostuni Minuzzi(T) Penalty Try(T) Beatrice Rigoni(2C)
9 Oct	United States	Semenoff Stadium	W 22-10	Michela Sillari(C) Vittoria Ostuni Minuzzi(T) Maria Magatti(T) Aura Muzzo(2T)
16 Oct	Canada	The Trusts Arena	L 12-22	Michela Sillari(C) Vittoria Ostuni Minuzzi(T) Elisa Giordano(T)
23 Oct	Japan	The Trusts Arena	W 21-8	Melissa Bettoni(T) Michela Sillari(C/3P) Maria Magatti(T)
29 Oct	France	Semenoff Stadium (QF)	L 3-39	Michela Sillari(P)

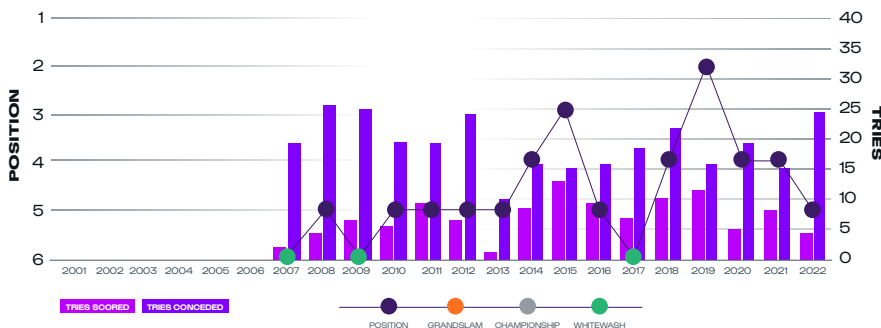
6 Nations	Rugby World Cup
-----------	-----------------

ITALY RECORDS

ITALY IN THE 6 NATIONS																			
SEASON	POS	W	D	L	Game 1	Game 2	Game 3	Game 4	Game 5	T	C	PG	DG	FOR	T	C	PG	DG	AGST
2007	6	0	0	5	Fra 17-37	Eng 0-23	Sco 6-26	Wal 0-24	Ire 12-17	2	2	7	0	35	19	10	4	0	127
2008	5	1	0	4	Ire 0-19	Eng 6-76	Wal 5-27	Fra 6-35	Sco 31-0	4	2	7	1	48	26	17	1	0	167
2009	6	0	0	5	Eng 13-69	Ire 17-35	Sco 10-13	Wal 7-29	Fra 10-14	7	5	4	0	57	25	13	3	0	160
2010	5	1	1	3	Ire 5-22	Eng 0-41	Sco 6-6	Fra 14-45	Wal 19-15	6	4	2	0	44	19	11	3	1	129
2011	5	2	0	3	Ire 5-26	Eng 5-68	Wal 12-8	Fra 20-28	Sco 26-0	9	4	5	0	68	19	7	7	0	130
2012	5	1	0	4	Fra 0-32	Eng 3-43	Ire 10-40	Wal 13-30	Sco 29-12	7	4	3	1	55	24	14	3	0	157
2013	5	2	0	3	Fra 13-12	Sco 8-0	Wal 15-16	Eng 0-34	Ire 3-6	2	1	9	0	39	10	3	4	0	68
2014	4	2	0	3	Wal 12-11	Fra 0-29	Sco 45-5	Ire 0-39	Eng 0-24	8	4	3	0	57	16	8	4	0	108
2015	3	3	0	2	Ire 5-30	Eng 7-39	Sco 31-8	Fra 17-12	Wal 22-5	13	7	1	0	82	15	5	3	0	94
2016	5	2	0	3	Fra 0-39	Eng 24-33	Sco 22-7	Ire 3-14	Wal 16-12	9	4	4	0	65	16	11	1	0	105
2017	6	0	0	5	Wal 8-20	Ire 3-27	Eng 15-29	Fra 5-28	Sco 12-14	7	1	2	0	43	18	8	4	0	118
2018	4	2	0	3	Eng 7-42	Ire 8-21	Fra 0-57	Wal 22-15	Sco 26-12	10	5	1	0	63	22	14	3	0	147
2019	2	3	1	1	Sco 28-7	Wal 3-3	Ire 29-27	Eng 0-55	Fra 31-12	12	8	5	0	91	16	9	2	0	104
2020	4	1	0	3	Wal 19-15	Fra 10-45	Sco PP	Ire 7-21	Eng 0-54	5	4	1	0	36	19	15	2	0	135
2021	4	1	0	2	Bye	Eng 3-67	Sco 41-20	Ire 5-25	-	8	3	1	0	49	15	11	5	0	112
2022	5	2	0	3	Fra 6-39	Eng 0-74	Ire 8-29	Sco 20-13	Wal 10-8	4	3	6	0	44	24	13	5	0	163
TOTAL		23	2	52						113	61	61	2	876	303	169	54	1	2024

Grand Slams: 0
Championships: 0

HOME WIN	AWAY WIN
HOME DRAW	AWAY DRAW
HOME LOSS	AWAY LOSS



ITALY RECORDS

6 NATIONS TEAM RECORDS		
IN A GAME	HOME	AWAY
Highest Score	45-5 v Scotland (Santa Maria Capua) 23.2.14	41-20 v Scotland (Scotstoun) 17.4.21
Biggest Win	(40) 45-5 v Scotland (Santa Maria Capua) 23.2.14	(26) 26-0 v Scotland (Meggetland) 20.3.11
Highest Score Conceded	(76) 6-76 v England (Rome) 9.2.08	(69) 13-69 v England (Old Deer Park) 7.2.09
Worst Loss	(74) 0-74 v England (Parma) 3.4.22	(63) 5-68 v England (Esher) 12.2.11
	FOR	AGAINST
Most Tries	7 v Scotland (Scotstoun) 17.4.21	12 v England (Rome) 9.2.08
		12 v England (Parma) 3.4.22
Most Conversions	4 v Scotland (Scotstoun) 1.2.19	8 v England (Rome) 9.2.08
		8 v England (Padova) 10.4.21
Most Penalty Goals	5 v Wales (Benevento) 24.2.13	3 v France (Benevento) 13.3.11
Most Drop Goals	1 v England (Rome) 9.2.08	1 v Ireland (Ashbourne) 5.2.10
	1 v Ireland (Ashbourne) 24.2.12	
IN A COMPLETED SEASON	FOR	AGAINST
Most Tries	13 in 2015	26 in 2008
Most Conversions	8 in 2019	17 in 2008
Most Penalty Goals	9 in 2013	7 in 2011
Most Drop Goals	1 in 2008	1 in 2010
	1 in 2012	
Most Points	91 in 2019	167 in 2008
Fewest Tries	2 in 2007	10 in 2013
Fewest Conversions	1 in 2013	3 in 2013
	1 in 2017	
Fewest Penalty Goals	1 on four occasions	1 in 2008
		1 in 2016
Fewest Drop Goals	0 on fourteen occasions	0 on fifteen occasions
Fewest Points	35 in 2007	68 in 2013
SEQUENCES	BEST WINNING RUN	WORST LOSING RUN
At Home	2 - 18.3.12 to 2.2.13	4 - 4.2.07 to 9.2.08
	2 - 14.3.15 to 21.3.15	4 - 14.2.09 to 13.2.10
	2 - 23.2.19 to 17.3.19	4 - 4.2.17 to 4.2.18
Away	2 - 11.3.18 to 1.2.19	9 - 10.2.07 to 13.3.10
Overall	3 - 18.3.12 to 10.2.13	9 - 4.2.07 to 8.3.08
	3 - 1.3.15 to 21.3.15	
	3 - 11.3.18 to 1.2.19	
	LONGEST UNBEATEN RUN	LONGEST WINLESS RUN
At Home	4 - 18.3.18 to 17.3.19	6 - 14.2.09 to 6.2.11
Away	2 - 11.3.18 to 1.2.19	9 - 10.2.07 to 13.3.10
Overall	5 - 11.3.18 to 23.2.19	9 - 4.2.07 to 8.3.08
6 NATIONS PLAYER RECORDS		
	IN A MATCH	IN A SEASON
Most Points	21 Veronica Schiavon v Scotland (Mira) 16.3.08	31 Michela Sillari in 2019
Most Tries	3 Manuela Furlan v Scotland (Scotstoun) 17.4.21	5 Maria Magatti in 2015
Most Conversions	4 Michela Sillari v Scotland (Scotstoun) 1.2.19	8 Michela Sillari in 2019
Most Penalty Goals	5 Veronica Schiavon v Wales (Benevento) 24.2.13	9 Veronica Schiavon in 2013
Most Drop Goals	1 Michela Tondinelli v England (Rome) 9.2.08	1 Michela Tondinelli in 2008
	1 Michela Tondinelli v Ireland (Ashbourne) 24.2.12	1 Michela Tondinelli in 2012

ITALY RECORDS

6 NATIONS CAREER RECORDS		
MOST APPEARANCES	MOST POINTS	MOST TRIES
73 (65+8) Sara Barattin (2007-22)	201 - Veronica Schiavon (2007-16)	12 - Manuela Furlan (2009-22)
64 (63+1) Manuela Furlan (2009-22)	116 - Michela Sillari (2012-22)	11 - Melissa Bettoni (2012-22)
54 (48+6) Lucia Cai (2010-22)	60 - Manuela Furlan (2009-22)	10 - Beatrice Rigoni (2014-22)
51 (45+6) Melissa Bettoni (2012-22)	55 - Melissa Bettoni (2012-22)	9 - Flavia Severin (2007-17)
49 (48+1) Michela Sillari (2012-22)	53 - Beatrice Rigoni (2014-22)	7 - Sofia Stefan (2012-22)
47 (37+10) Sofia Stefan (2012-22)	45 - Flavia Severin (2007-17)	7 - Maria Magatti (2014-22)
46 (35+11) Paola Zangirolami (2007-17)	35 - Sofia Stefan (2012-22)	6 - Michela Este (2009-17)
44 (43+1) Elisa Cucchiella (2007-17)	35 - Maria Magatti (2014-22)	6 - Sara Barattin (2007-22)
44 (44+0) Silvia Gaudino (2007-15)	30 - Michela Este (2009-17)	4 - Ilaria Arrighetti (2012-22)
44 (36+8) Michela Este (2009-17)	30 - Sara Barattin (2007-22)	4 - Giada Franco (2018-21)

ITALY PLAYER INDEX (120)

NAME	GN DEBUT	ST	REP	SNU	MIN5	W	D	L	T	C	PG	DG	PTS	YC	RC
P (Paola) Agostinelli	4.2.07	FR	3	1	1	236	-	-	4	-	-	-	-	-	-
I (Ilaria) Arrighetti	18.3.12	SC	25	13	3	1898	18	1	19	4	-	-	20	1	-
G (Giovanna) Bado	4.2.07	FR	12	3	1	1007	1	-	14	-	-	-	-	-	-
D (Debora) Ballarini	5.2.12	FR	1	10	4	152	2	-	9	-	-	-	-	-	-
S (Sara) Barattin	4.2.07	FR	65	8	-	5161	23	2	48	6	-	-	30	2	-
A (Anna) Barbanti	18.3.12	SC	-	1	-	4	1	-	-	-	-	-	-	-	-
M (Martina) Barbini	1.2.08	IR	11	1	-	815	1	-	11	-	-	-	-	-	-
F (Francesca) Barro	3.4.22	EN	-	1	-	19	-	-	1	-	-	-	-	-	-
M (Melissa) Bettoni	12.2.12	EN	45	6	-	3343	20	1	30	11	-	-	55	-	-
E (Elisa) Bonaldo	25.2.17	EN	-	2	1	16	-	-	2	-	-	-	-	-	-
N (Nadia) Brannon	10.2.07	EN	1	2	2	84	-	-	3	-	-	-	-	-	-
G (Giulia) Bratusc	9.2.08	EN	2	1	2	130	1	-	2	-	-	-	-	-	-
M (Monica) Bruno	23.2.14	SC	-	3	-	21	1	-	2	-	-	-	-	-	-
C (Chiara) Buongiorno	8.2.14	FR	-	3	2	21	1	-	2	-	-	-	-	-	-
J (Jessica) Busato	4.2.18	EN	2	4	4	178	2	-	4	-	-	-	-	-	-
L (Lucia) Cammarano	23.2.14	SC	9	14	4	900	10	-	13	-	-	-	-	-	-
G (Giuliana) Campanella	1.2.08	IR	21	4	3	1608	5	1	19	-	-	-	-	1	-
I (Irene) Campanini	23.2.14	SC	-	4	3	19	1	-	3	-	-	-	-	-	-
B (Beatrice) Capomaggi	2.2.20	WA	2	1	1	145	1	-	2	-	-	-	-	-	-
F (Federica) Carlet	9.2.08	EN	1	1	-	46	-	-	2	-	-	-	-	-	-
C (Chiara) Castellarin	12.2.11	EN	6	5	-	539	5	-	6	2	-	-	10	-	-
V (Veronica) Ceradini	17.3.07	IR	-	3	3	59	1	-	2	-	-	-	-	-	-
G (Giulia) Cerato	8.2.20	FR	-	3	1	66	-	-	3	-	-	-	-	-	-
V (Vanessa) Chindamo	5.2.12	FR	2	4	4	201	1	-	5	1	-	-	5	-	-
MG (Maria Grazia) Cioffi	7.2.09	EN	30	3	2	2201	11	-	22	3	-	-	15	-	-
F (Federica) Cipolla	1.3.15	SC	-	1	2	2	1	-	-	-	-	-	-	-	-
BM (Bianca) Coltellini	24.2.18	FR	-	1	-	31	-	-	1	-	-	-	-	-	-
A (Arianna) Corbucci			-	-	-	2	-	-	-	-	-	-	-	-	-
G (Gaia) Costa	7.2.09	EN	1	2	1	98	-	-	3	-	-	-	-	-	-
A (Awa) Coulibaly	2.2.13	FR	8	4	2	641	6	-	6	-	-	-	-	-	-
C (Cleste) Cristofanello	4.2.07	FR	4	1	-	278	-	-	5	-	-	-	-	2	-
E (Elisa) Cucchiella	4.2.07	FR	43	1	1	3191	10	1	33	2	-	-	10	3	-
CM (Chiara Maria) d'Apice			-	-	-	1	-	-	-	-	-	-	-	-	-
E (Emma) de Nicolao			-	-	-	1	-	-	-	-	-	-	-	-	-
MB (Maria Beatrice) Denza	15.3.09	WA	-	2	7	23	-	-	2	-	-	-	-	-	-
A (Alyssa) d'Inca	10.4.21	EN	2	2	2	145	1	-	3	-	-	-	-	-	-

NAME	6N DEBUT	ST	REP	SNU	MIN5	W	D	L	T	C	PG	DG	PTS	YC	RC
G (Giordana) Duca	4.2.18	EN	19	2	-	1480	10	1	10	-	-	-	-	-	-
G (Giorgia) Durante	4.2.18	EN	-	2	1	25	-	-	2	-	-	-	-	-	-
M (Michela) Este	7.2.09	EN	36	8	1	2799	13	1	30	6	-	-	30	2	-
L (Lara) Fabbri	1.2.08	IR	-	4	1	66	1	-	3	-	-	-	-	-	-
E (Elisa) Facchini	4.2.07	FR	7	3	1	549	1	-	9	-	-	-	-	-	-
V (Valeria) Fedrighi	25.2.17	EN	11	9	1	918	8	1	11	-	-	-	-	-	-
M (Marta) Ferrari	2.2.13	FR	9	4	2	745	3	-	10	-	-	-	-	-	-
S (Silvia) Folli	28.2.16	SC	-	1	6	2	1	-	-	-	-	-	-	-	-
B (Barbara) Franchin	28.2.09	SC	-	2	3	20	-	-	2	-	-	-	-	-	-
G (Giada) Franco	11.2.18	IR	13	1	-	1020	7	1	6	4	-	-	20	-	-
AL (Alessandra) Frangipani	27.3.22	FR	-	2	1	35	-	-	2	-	-	-	-	-	-
M (Manuela) Furlan	7.2.09	EN	63	1	-	4887	21	2	41	12	-	-	60	2	-
L (Lucia) Gai	5.2.10	IR	48	6	-	3508	21	2	31	1	-	-	5	1	-
S (Silvia) Gaudino	4.2.07	FR	44	-	-	3511	12	1	31	1	-	-	5	-	-
G (Gaia) Giacomoli	6.2.16	FR	7	7	3	500	6	1	7	-	-	-	-	-	-
D (Daniela) Gini	4.2.07	FR	8	8	2	780	2	1	13	-	-	-	-	-	-
E (Elisa) Giordano	8.2.14	FR	35	3	1	2792	16	1	21	2	-	-	10	2	-
AM (Anna Maria) Gizzi			-	-	1	-	-	-	-	-	-	-	-	-	-
F (Francesca) Granzotto			-	-	1	-	-	-	-	-	-	-	-	-	-
M (Mirjam) Keller			-	-	1	-	-	-	-	-	-	-	-	-	-
I (Isabella) Locatelli	6.2.16	FR	19	2	2	1390	7	-	14	1	-	-	5	-	-
V (Veronica) Madia	28.2.16	SC	17	4	3	1333	10	1	10	-	-	-	-	-	-
M (Maria) Magatti	8.2.14	FR	28	8	2	2413	14	-	22	7	-	-	35	-	-
B (Benedetta) Mancini	8.2.20	FR	-	3	1	35	-	-	3	-	-	-	-	-	-
A (Alessia) Margotti	10.4.22	IR	-	1	-	8	-	-	1	-	-	-	-	-	-
A (Anna) Mariani	1.2.08	IR	4	1	-	277	1	-	4	-	-	-	-	-	-
G (Gaia) Maris	10.4.21	EN	3	3	2	227	2	-	4	-	-	-	-	-	-
M (Michela) Merlo	4.2.18	EN	1	5	6	97	1	-	5	-	-	-	-	-	-
A (Alessandra) Mestriner	9.2.08	EN	-	2	2	11	1	-	1	-	-	-	-	-	-
C (Cristina) Molic	14.2.09	IR	15	3	1	1192	5	-	13	1	-	-	5	-	-
A (Aura) Muzzo	4.2.18	EN	11	7	1	925	8	1	9	1	-	-	5	-	-
A (Anita) Nespoli	5.2.12	FR	1	1	-	76	-	-	2	-	-	-	-	-	-
M (Mariachiara) Nespoli	24.2.12	IR	-	3	-	20	1	-	2	-	-	-	-	-	-
D (Diletta) Nicoletti	28.2.16	SC	-	2	3	3	1	-	1	-	-	-	-	-	-
V (Vittoria) Ostuni Minuzzi	2.2.20	WA	7	3	1	618	3	-	7	1	-	-	5	-	-
M (Miriam) Pagani	24.2.18	FR	-	1	1	6	-	-	1	-	-	-	-	-	-
L (Laura) Paganini	8.2.20	FR	-	1	1	5	-	-	1	-	-	-	-	-	-
S (Samantha) Pagli	1.2.08	IR	-	2	-	48	-	-	2	-	-	-	-	-	-
G (Gimena) Panichelli	4.2.07	FR	2	3	-	226	-	-	5	-	-	-	-	-	-
A (Alessia) Pantarotto	8.2.14	FR	2	4	4	177	2	-	4	-	-	-	-	-	-
T (Tiziana) Pavone			-	-	1	-	-	-	-	-	-	-	-	-	-
S (Silvia) Peron	7.2.09	EN	5	4	3	412	1	1	7	2	-	-	10	2	-
G (Greta) Petese	9.2.08	EN	-	1	2	11	-	-	1	-	-	-	-	-	-
S (Sara) Pettinelli	4.2.07	FR	22	5	2	1771	5	1	21	-	-	-	-	-	-
E (Elisa) Pillotti	6.2.16	FR	7	4	2	501	3	-	8	-	-	-	-	1	-
S (Silvia) Pizzati	4.2.07	FR	11	3	-	935	1	1	12	-	-	-	-	1	-
G (Germana) Raponi	13.3.11	FR	-	2	2	24	1	-	1	-	-	-	-	-	-
F (Federica) Renosto	7.2.09	EN	3	1	1	176	-	-	4	-	-	-	-	-	-
E (Eleonora) Ricci	4.2.18	EN	2	1	1	147	1	-	2	1	-	-	5	-	-
C (Cecilia) Ridolfi			-	-	1	-	-	-	-	-	-	-	-	-	-
B (Beatrice) Rigoni	2.2.14	WA	40	2	-	3073	17	1	24	10	-	-	1	53	2
E (Elisa) Rochas	8.3.08	FR	1	6	4	181	2	-	5	-	-	-	-	-	-
V (Valentina) Ruzza	13.3.11	FR	9	12	3	763	9	1	11	1	-	-	5	1	-
S (Sara) Sala	10.2.07	EN	-	3	2	10	-	-	3	-	-	-	-	-	-
C (Claudia) Salvadego	12.2.17	IR	-	1	1	5	-	-	1	-	-	-	-	-	-
M (Maria) Sanfilippo	4.2.07	FR	12	1	-	821	1	-	12	1	-	-	5	1	-
C (Camilla) Sarasso	9.3.19	EN	-	2	3	7	1	-	1	-	-	-	-	-	-

NAME	6IN DEBUT	ST	REP	SNU	MINIS	W	D	L	T	C	PG	DG	PTS	YC	RC
F (Francesca) Sberna	9.3.19	EN	2	4	3	143	1	-	5	-	-	-	-	-	-
V (Valentina) Schiavon	4.2.07	FR	17	1	-	1351	2	1	15	-	-	-	-	2	-
V (Veronica) Schiavon	4.2.07	FR	42	1	-	3249	11	1	31	3	33	40	201	-	-
E (Elena) Serilli			-	-	2	-	-	-	-	-	-	-	-	-	-
F (Flavia) Severin	4.2.07	FR	37	1	-	2806	10	1	27	9	-	-	45	2	-
S (Sara) Seye	27.3.22	FR	-	3	2	34	-	-	3	-	-	-	-	-	-
F (Francesca) Sgorbini	9.3.19	EN	4	3	2	348	2	-	5	-	-	-	-	-	-
M (Michela) Sillari	12.2.12	EN	48	1	-	3732	19	1	29	2	26	18	116	-	-
E (Erika) Skofka	24.10.20	IR	3	2	1	230	2	-	3	-	-	-	-	1	-
E (Emanuela) Stecca	27.3.22	FR	-	2	-	12	-	-	2	-	-	-	-	-	-
L (Licia) Stefan	4.2.07	FR	13	1	1	1018	1	1	12	3	-	-	15	1	-
S (Sofia) Stefan	24.2.12	IR	37	10	1	2930	17	1	29	7	-	-	35	1	-
A (Angela) Tagliaferri			-	-	1	-	-	-	-	-	-	-	-	-	-
C (Claudia) Tedeschi	20.3.11	SC	-	1	1	3	1	-	-	-	-	-	-	-	-
M (Michela) Tondinelli	4.2.07	FR	17	8	3	1416	4	1	20	-	2	2	16	2	-
S (Sara) Tounesi	1.2.19	SC	4	11	2	460	6	1	8	-	-	-	-	-	-
A (Alice) Trevisan	5.2.10	IR	26	4	3	2073	10	-	20	-	-	-	-	-	-
S (Sara) Trilli	4.2.07	FR	5	-	1	375	-	-	5	-	-	-	-	-	-
S (Silvia) Turani	4.2.18	EN	6	7	3	579	6	1	6	1	-	-	5	1	-
E (Eleonora) Vaghi	6.2.11	IR	-	4	1	111	1	-	3	-	-	-	-	-	-
V (Vittoria) Vecchini	27.3.22	FR	1	4	-	176	2	-	3	-	-	-	-	-	-
B (Beatrice) Veronese	4.2.18	EN	4	5	3	379	4	-	5	-	-	-	-	1	-
MD (Diletta) Veronese	7.2.09	EN	24	4	2	1829	5	1	22	3	-	-	15	2	-
V (Valentina) Virgili			-	-	2	-	-	-	-	-	-	-	-	-	-
P (Paola) Zangirolami	4.2.07	FR	35	11	1	2894	10	1	35	3	-	-	15	1	-
S (Sara) Zanon	10.2.07	EN	12	4	6	873	4	-	12	-	-	-	-	-	-
C (Cecilia) Zublena	7.2.09	EN	-	13	5	184	2	1	10	-	-	-	-	-	-

ITALY CAPTAINS' LOG (6)

Name	Captain	As captain					As non-captain				
		P	W	D	L	Win %	P	W	D	L	Win %
Licia Stefan	2007	3	0	0	3	0.0%	11	1	1	9	9.1%
Paola Zangirolami	2007-12	23	4	1	18	17.4%	23	6	0	17	26.1%
Silvia Gaudino	2008-15	19	8	0	11	42.1%	25	4	1	20	16.0%
Sara Barattin	2016-18	15	4	0	11	26.7%	58	19	2	37	32.8%
Manuela Furlan	2019-22	14	7	1	6	50.0%	50	14	1	35	28.0%
Elisa Giordano	2020-22	3	1	0	2	33.3%	35	15	1	19	42.9%

ITALY HEAD COACH REGISTER (4)

Name	Career	P	W	D	L	Win %	GS	TC	CH
A (Andrea) Cococchetta	2007	5	0	0	5	0.0%	-	-	-
G (Gianfranco) Ermolli	2008-09	10	1	0	9	10.0%	-	-	-
A (Andrea) di Giandomenico	2010-22	62	22	2	38	35.5%	-	-	-
G (Nanni) Raineri	2023-								



Address: BT Murrayfield Stadium,
Roseburn Street,
Edinburgh, EH12 5PJ

CEO: Mark Dodson

Head coach: Bryan Easson

SCOTLAND IN 2022

P10, W1, L9 (World Rugby Ranking: 10th)

DATE	OPPONENT	VENUE	RESULT	SCORERS
25 Feb	Colombia	Dubai Exiles	W 59-3	Helen Nelson(C) Megan Gaffney(2T) Lana Skeldon(T) Molly Wright(T) Jade Konkell-Roberts(T) Sarah Law(1/3C/2P) Rhona Lloyd(T) Lisa Thomson(T) Evie Wills(T)
26 Mar	England	DAM Health Stadium	L 5-57	Chloe Rollie(T)
2 Apr	Wales	Cardiff Arms Park	L 19-24	Helen Nelson(2C) Lana Skeldon(T) Rhona Lloyd(2T)
10 Apr	France	Scotstoun Stadium	L 8-28	Helen Nelson(P) Chloe Rollie(T)
23 Apr	Italy	Stadio Sergio Lanfranchi	L 13-20	Helen Nelson(C/2P) Emma Wassell(T)
30 Apr	Ireland	Kingspan Stadium	L 14-15	Helen Nelson(3P) Evie Gallagher(T)
27 Aug	United States	DAM Health Stadium	L 17-21	Helen Nelson(2C/P) Lana Skeldon(T) Rhona Lloyd(T)
9 Oct	Wales	Semenoff Stadium	L 15-18	Megan Gaffney(2T) Lana Skeldon(T)
15 Oct	Australia	Semenoff Stadium	L 12-14	Lana Skeldon(T) Penalty Try(T)
22 Oct	New Zealand	Semenoff Stadium	L 0-57	-

6 Nations

Rugby World Cup

SCOTLAND RECORDS

SCOTLAND IN THE 6 NATIONS																			
SEASON	POS	W	D	L	Game 1	Game 2	Game 3	Game 4	Game 5	T	C	PG	DG	FOR	T	C	PG	DG	AGST
2001		2	0	2	Fra 0-13	Wal 22-0	Eng 0-39	Spa 19-8	Ire PP	5	2	4	0	41	7	5	5	0	60
2002	5	3	0	2	Eng 8-35	Spa 17-14	Ire 13-0	Fra 12-22	Wal 31-3	11	4	5	1	81	8	5	7	1	74
2003	2	4	0	1	Ire 25-0	Fra 19-14	Wal 9-8	Eng 0-31	Spa 48-7	10	6	13	0	101	8	4	4	0	60
2004	4	2	0	3	Wal 30-10	Eng 7-20	Spa 5-6	Fra 12-16	Ire 17-0	11	5	2	0	71	6	2	6	0	52
2005	3	3	0	2	Fra 15-22	Ire 15-5	Spa 19-3	Wal 22-5	Eng 10-22	8	4	11	0	81	9	3	2	0	57
2006	4	2	0	3	Fra 3-23	Wal 0-5	Eng 5-22	Ire 9-0	Spa 16-12	3	0	6	0	33	10	3	2	0	62
2007	5	1	0	4	Eng 0-60	Wal 0-10	Ita 26-6	Ire 6-18	Fra 10-18	6	3	2	0	42	17	6	5	0	112
2008	6	0	0	5	Fra 15-43	Wal 6-23	Ire 3-13	Eng 5-34	Ita 10-31	5	1	4	0	39	19	11	9	0	144
2009	5	1	0	4	Wal 10-31	Fra 12-25	Ita 13-10	Ire 0-23	Eng 3-72	5	2	3	0	38	23	11	8	0	161
2010	4	1	1	3	Fra 10-8	Wal 12-28	Ita 6-6	Eng 0-51	Ire 3-15	4	1	3	0	31	16	8	4	0	108
2011	6	0	0	5	Fra 3-53	Wal 12-41	Ire 5-22	Eng 0-89	Ita 0-26	3	1	1	0	20	37	14	6	0	231
2012	6	0	0	5	Eng 0-47	Wal 0-20	Fra 0-23	Ire 0-20	Ita 12-29	2	1	0	0	12	25	4	2	0	139
2013	6	0	0	5	Eng 0-76	Ita 0-8	Ire 3-30	Wal 0-13	Fra 0-76	0	0	1	0	3	31	18	4	0	203
2014	6	0	0	5	Ire 0-59	Eng 0-63	Ita 5-45	Fra 0-69	Wal 0-25	1	0	0	0	5	43	17	4	0	261
2015	6	0	0	5	Fra 0-42	Wal 3-39	Ita 8-31	Eng 13-42	Ire 3-73	2	1	5	0	27	36	16	5	0	227
2016	6	0	0	5	Eng 0-32	Wal 10-23	Ita 7-22	Fra 0-24	Ire 12-45	4	3	1	0	29	23	8	5	0	146
2017	4	2	0	3	Ire 15-22	Fra 0-55	Wal 15-14	Eng 0-64	Ita 14-12	6	4	2	0	44	29	11	0	0	167
2018	5	1	0	4	Wal 17-18	Fra 3-26	Eng 8-43	Ire 15-12	Ita 12-26	8	3	3	0	55	20	10	1	0	125
2019	6	0	0	5	Ita 7-28	Ire 5-22	Fra 10-41	Wal 15-17	Eng 0-80	7	1	0	0	37	29	20	1	0	188
2020	5	0	1	2	Ire 14-18	Eng 0-53	Ita PP	Fra 13-13	Wal PP	3	3	2	0	27	13	5	3	0	84
2021	5	1	0	2	Eng 10-52	Bye	Ita 20-41	Wal 27-20	-	7	5	4	0	57	17	10	2	0	113
2022	6	0	0	5	Eng 5-57	Wal 19-24	Fra 8-28	Ita 13-20	Ire 14-15	7	3	6	0	59	21	15	3	0	144
TOTAL		23	2	80						118	53	78	1	933	447	206	88	1	2918

Grand Slams: 0
 Championships: 0
 Triple Crowns: 0

HOME WIN	AWAY WIN
HOME DRAW	AWAY DRAW
HOME LOSS	AWAY LOSS



SCOTLAND RECORDS

6 NATIONS TEAM RECORDS		
IN A GAME	HOME	AWAY
Highest Score	48-7 v Spain (Meadowbank) 29.3.03	31-3 v Wales (Llanelli) 74.02
Biggest Win	(41) 48-7 v Spain (Meadowbank) 29.3.03	(28) 31-3 v Wales (Llanelli) 74.02
Highest Score Conceded	(73) 3-73 v Ireland (Cumbernauld) 22.3.15	(89) 0-89 v England (Twickenham) 13.3.11
Worst Loss	(70) 3-73 v Ireland (Cumbernauld) 22.3.15	(89) 0-89 v England (Twickenham) 13.3.11
	FOR	AGAINST
Most Tries	6 v Spain (Meadowbank) 29.3.03	15 v England (Twickenham) 13.3.11
Most Conversions	3 v Wales (Llanelli) 74.02	10 v England (Twickenham) 16.3.19
	3 v Spain (Meadowbank) 29.3.03	
	3 v Italy (Boroughmuir) 24.2.07	
Most Penalty Goals	5 v France (Roubaix) 4.2.05	4 v France (Inverleith) 24.3.02
		4 v Italy (Mira) 16.3.08
		4 v Wales (Lasswade) 8.2.09
Most Drop Goals	1 v England (Dunbar) 3.2.02	1 v France (Inverleith) 24.3.02
IN A COMPLETED SEASON	FOR	AGAINST
Most Tries	11 in 2002	43 in 2014
	11 in 2004	
Most Conversions	6 in 2003	20 in 2019
Most Penalty Goals	13 in 2003	9 in 2008
Most Drop Goals	1 in 2002	1 in 2002
Most Points	101 in 2002	261 in 2014
Fewest Tries	0 in 2013	6 in 2004
Fewest Conversions	0 in 2013	2 in 2004
Fewest Penalty Goals	0 in 2012	0 in 2017
	0 in 2019	
Fewest Drop Goals	0 on twenty-one occasions	0 on twenty-one occasions
Fewest Points	3 in 2013	52 in 2004
SEQUENCES	BEST WINNING RUN	WORST LOSING RUN
At Home	3 - 15.2.03 to 29.3.03	17 - 13.3.10 to 3.2.17
	3 - 12.2.05 to 13.3.05	
Away	4 - 17.2.02 to 22.2.03	19 - 19.3.10 to 2.2.18
Overall	4 - 74.02 to 9.3.03	34 - 13.3.10 to 11.2.17
	LONGEST UNBEATEN RUN	LONGEST WINLESS RUN
At Home	3 - 15.2.03 to 29.3.03	17 - 13.3.10 to 3.2.17
	3 - 12.2.05 to 13.3.05	
Away	4 - 17.2.02 to 22.2.03	28 - 3.2.07 to 2.2.18
Overall	4 - 74.02 to 9.3.03	36 - 14.2.10 to 11.2.17
6 NATIONS PLAYER RECORDS		
	IN A MATCH	IN A SEASON
Most Points	18 Paula Chalmers v Spain (Meadowbank) 29.3.03	51 Paula Chalmers in 2003
Most Tries	3 Angela Hunt v Spain (Meadowbank) 29.3.03	4 Lucy Millard in 2003
	3 Donna Kennedy v Spain (Meadowbank) 29.3.03	
	3 Lucy Millard v Italy (Meggetland) 24.2.07	
Most Conversions	3 Paula Chalmers v Wales (Llanelli) 74.02	6 Paula Chalmers in 2003
	3 Paula Chalmers v Spain (Meadowbank) 29.3.03	
	3 Lynsey Harley v Italy (Meggetland) 24.2.07	
Most Penalty Goals	5 Paula Chalmers v France (Roubaix) 4.2.05	13 Paula Chalmers in 2003
Most Drop Goals	1 Denise Fairbairn v England (Dunbar) 3.2.02	1 Denise Fairbairn in 2002

SCOTLAND RECORDS

6 NATIONS CAREER RECORDS		
MOST APPEARANCES	MOST POINTS	MOST TRIES
59 (38+21) Heather Lockhart (2005-17)	173 - Paula Chalmers (2001-06)	14 - Lucy Millard (2003-10)
45 (36+9) Louise Dalgleish (2004-14)	70 - Lucy Millard (2003-10)	8 - Chloe Rollic (2015-22)
40 (26+14) Sarah Law (2013-22)	64 - Helen Nelson (2016-22)	6 - Jade Konkel-Roberts (2013-22)
40 (38+2) Emma Wassell (2014-22)	40 - Chloe Rollic (2015-22)	5 - Rimma Petlevannaia (2001-06)
39 (39+0) Donna Kennedy (2001-10)	36 - Lana Skeldon (2014-22)	5 - Donna Kennedy (2001-10)
39 (32+7) Lisa Martin (2011-19)	35 - Sarah Gill (2008-10)	5 - Angela Hutt (2002-03)
38 (36+2) Jade Konkel-Roberts (2013-22)	30 - Jade Konkel-Roberts (2013-22)	5 - Tanya Griffith (2007-14)
38 (35+3) Lana Skeldon (2014-22)	27 - Rimma Petlevannaia (2001-06)	4 - Beth Macleod (2001-06)
37 (31+6) Susie Brown (2005-13)		4 - Emma Wassell (2014-22)
37 (35+2) Lindsay Wheeler (2006-14)		

SCOTLAND PLAYER INDEX (177)

NAME	6N DEBUT	ST	REP	SNU	MINS	W	D	L	T	C	PG	DG	PTS	YC	RC
S (Sophie) Anderson	1.2.19	IT	-	2	-	18	-	-	2	-	-	-	-	-	-
CL (Claire) Bain	7.2.15	FR	-	4	2	35	-	-	4	-	-	-	-	-	-
J (Jill) Baird	15.2.03	IR	-	1	-	3	1	-	-	-	-	-	-	-	-
TA (Tracy) Balmer	4.2.11	FR	32	3	-	2163	2	-	33	1	-	-	5	3	-
LA (Leah) Bartlett	2.2.20	IR	8	3	-	595	1	1	9	-	-	-	-	1	-
E (Ellen) Beattie	15.2.09	FR	-	2	3	37	-	-	2	-	-	-	-	-	-
C (Christine) Beislie	25.10.20	FR	7	2	-	573	1	1	7	1	-	-	5	-	-
S (Sandra) Bell			-	-	2	-	-	-	-	-	-	-	-	-	-
H (Hazel) Bielinski	10.3.07	IR	3	2	2	220	-	-	5	-	-	-	-	-	-
V (Vic) Blakebrough	8.2.09	WA	10	2	1	714	2	1	9	-	-	-	-	-	-
LL (Lana) Blyth	3.2.07	EN	9	3	-	725	2	-	10	-	-	-	-	-	-
SA (Sarah) Bonar	3.2.17	IR	17	4	-	1339	3	1	17	2	-	-	10	-	-
S (Sharon) Brodie			-	-	1	-	-	-	-	-	-	-	-	-	-
SC (Susie) Brown	4.2.05	FR	31	6	1	2372	8	1	28	-	-	-	-	1	-
H (Hayley) Campbell	15.2.03	IR	-	1	2	1	1	-	-	-	-	-	-	-	-
S (Shona) Campbell	26.3.22	EN	3	1	-	244	-	-	4	-	-	-	-	-	-
SE (Siobhan) Cattigan	2.2.18	WA	4	8	-	411	2	1	9	-	-	-	-	-	-
PM (Paula) Chalmers	3.2.01	FR	28	-	-	2225	16	-	12	2	20	-	41	173	-
A (Ali) Christie	3.2.01	FR	15	3	-	1181	11	-	7	2	-	-	10	-	-
M (Melanie) Christie	15.2.03	IR	9	2	2	722	7	-	4	2	-	-	10	-	-
L (Lee) Cockburn	3.2.01	FR	20	2	-	1584	12	-	10	-	-	-	-	-	-
L (Lisa) Cockburn	1.2.19	IT	3	8	-	342	1	-	10	-	-	-	-	-	-
CJ (Caroline) Collie	4.2.11	FR	4	1	1	315	-	-	5	-	1	-	2	-	-
R (Rachael) Cook	9.2.14	EN	4	6	-	356	-	-	10	-	-	-	-	-	-
CL (Claire) Cruikshank	18.2.01	WA	-	3	1	38	3	-	-	-	-	-	-	-	-
SL (Sonia) Cull	3.2.07	EN	4	3	-	330	1	-	6	-	-	-	-	-	-
EL (Louise) Dalgleish	14.2.04	WA	36	9	2	2739	7	1	37	-	1	-	2	8	1
K (Katie) Davies	14.2.04	WA	6	4	2	497	4	-	6	-	-	-	-	-	-
N (Nuala) Deans	7.2.15	FR	5	-	-	310	-	-	5	-	-	4	12	-	-
BAJ (Beth) Dickens	3.2.07	EN	16	16	2	1326	3	1	28	-	-	-	-	2	-
JA (Jen) Dickson	3.2.01	FR	9	-	-	700	5	-	4	3	-	-	15	-	-
C (Carla) di Rollo	15.2.03	IR	-	1	-	1	1	-	-	-	-	-	-	-	-
S (Sarah) Dixon	5.2.12	EN	8	-	-	620	-	-	8	1	-	-	5	1	-
P (Pippa) Dobson	3.2.01	FR	-	1	3	1	-	-	1	-	-	-	-	-	-
E (Eva) Donaldson			-	-	2	-	-	-	-	-	-	-	-	-	-
KA (Katie) Dougan	1.3.15	IT	1	12	6	188	2	-	11	-	-	-	-	-	-
LC (Lynsey) Douglas	5.2.06	FR	12	5	2	874	4	1	12	-	-	-	-	1	-
C (Carla) D'Silva	3.2.07	EN	13	3	-	1079	3	-	13	2	-	-	10	-	-
K (Karen) Dunbar	23.2.14	IT	13	2	-	922	-	-	15	-	-	-	-	-	-

NAME	6N DEBUT	ST	REP	SNU	MIN5	W	D	L	T	C	PG	DG	PTS	YC	RC
AR (Abi) Evans	7.2.15	FR	4	6	1	390	-	-	10	-	-	-	-	-	-
E (Emma) Evans	26.2.05	SP	-	1	3	8	1	-	-	-	-	-	-	-	-
C (Christianne) Fahey	7.2.15	FR	1	2	-	89	-	-	3	-	-	-	-	-	-
D (Denise) Fairbairn	3.2.01	FR	9	-	-	720	5	-	4	-	1	-	3	-	-
D (Debbie) Falconer	5.2.16	EN	-	3	-	14	-	-	3	-	-	-	-	-	-
KR (Karen) Findlay	3.2.01	FR	28	1	-	2176	16	-	13	-	-	-	-	-	-
VL (Ronnie) Fitzpatrick	15.2.03	IR	32	1	1	2447	12	1	20	2	-	-	10	-	-
ET (Tess) Forsberg	26.2.11	IR	12	5	-	899	-	-	17	-	-	-	-	1	-
JL (Jemma) Forsyth	13.2.11	WA	14	4	1	1071	2	-	16	-	-	-	-	2	-
MA (Maini) Forsyth	1.2.19	IT	4	3	-	347	-	-	7	-	-	-	-	-	-
L (Louise) Fraser	10.3.07	IR	-	2	-	39	-	-	2	-	-	-	-	-	-
I (Iona) Frickeleton	21.2.04	EN	11	2	2	813	6	-	7	-	-	-	-	2	-
ME (Megan) Gaffney	2.2.13	EN	26	3	-	1988	3	1	25	2	-	-	10	-	-
V (Vicky) Galbraith	3.2.01	FR	3	5	1	332	4	-	4	-	-	-	-	-	-
EW (Evie) Gallagher	3.4.21	EN	6	1	-	504	1	-	6	2	-	-	10	-	-
G (Gill) Gibbon	2.3.02	IR	5	1	3	408	5	-	1	-	-	-	-	-	-
SL (Sarah) Gill	3.2.08	FR	7	6	1	596	-	1	12	1	3	-	8	35	-
F (Fiona) Gillanders	3.2.01	FR	8	1	-	612	5	-	4	-	-	-	-	-	-
C (Coreen) Grant	17.4.21	IT	-	1	1	19	-	-	1	-	-	-	-	-	-
L (Louise) Gray	14.2.10	WA	-	1	-	10	-	-	1	-	-	-	-	-	-
KH (Katy) Green	15.2.09	FR	12	4	1	921	-	-	16	-	-	-	-	-	-
M (Mhairi) Grieve	7.2.15	FR	4	6	-	341	-	-	10	-	-	-	-	-	-
T (Tanya) Griffith	3.2.07	EN	26	10	-	2015	3	1	32	5	-	-	25	2	-
N (Nicola) Halfpenny	19.3.10	IR	1	-	1	80	-	-	1	-	-	1	3	-	-
J (Jen) Hanley	18.2.01	WA	3	3	3	302	3	-	3	-	-	-	-	-	-
L (Lydney) Hanley	24.2.07	IT	2	1	1	156	1	-	2	-	3	-	2	12	-
L (Lauren) Harris	4.2.11	FR	5	16	4	576	1	-	20	2	-	-	10	-	-
CJ (Celia) Hawthorn	6.2.10	FR	5	-	-	400	1	1	3	-	-	-	-	-	-
C (Claire) Herriot	3.2.01	FR	2	-	-	140	1	-	1	-	-	-	-	-	-
S (Sarah) Higgins	3.2.01	FR	8	-	-	638	5	-	3	1	-	-	5	-	-
K (Keri) Holdsworth	22.2.08	IR	1	6	1	125	-	-	7	-	-	-	-	-	-
NL (Nicola) Howat	10.2.18	FR	2	2	4	157	-	-	4	-	-	-	-	-	-
J (Joan) Hutchinson	15.2.03	IR	-	7	3	184	2	-	5	-	-	-	-	-	-
A (Angela) Hutt	3.2.02	EN	7	-	-	543	4	-	3	5	-	-	25	-	-
G (Gillian) Inglis	31.1.14	IR	7	-	-	537	-	-	7	-	-	-	-	-	-
E (Emily) Irving	23.2.14	IT	-	1	-	17	-	-	1	-	-	-	-	-	-
SL (Steph) Johnston	28.2.10	IT	20	2	1	1602	-	1	21	-	-	-	-	-	-
D (Donna) Kennedy	3.2.01	FR	39	-	-	3032	18	1	20	5	-	-	25	3	-
MH (Megan) Kennedy	2.2.18	WA	13	-	-	829	2	1	10	1	-	-	5	2	-
E (Enin) Kerr	4.2.05	FR	19	2	-	1360	6	-	15	1	-	-	5	-	-
JE (Jade) Konkel-Roberts	2.2.13	EN	36	2	-	2784	3	1	34	6	-	-	30	-	-
MA (Mary) Lafaiki	3.2.08	FR	1	7	-	224	-	-	8	-	-	-	-	-	-
C (Cath) Lane	27.3.04	IR	-	1	4	2	1	-	-	-	-	-	-	-	-
R (Rachel) Law			-	-	2	-	-	-	-	-	-	-	-	-	-
SM (Sarah) Law	2.2.13	EN	26	14	2	1997	3	-	37	-	3	-	4	18	-
R (Rhona) Lloyd	5.2.16	EN	23	3	1	1862	2	-	24	5	-	-	25	-	-
HR (Heather) Lockhart	4.2.05	FR	38	21	1	3197	7	1	51	1	-	-	5	-	-
M (Mags) Lowish	10.2.18	FR	-	1	2	1	-	-	1	-	-	-	-	-	-
J (Joy) Lyth	8.2.09	WA	1	3	1	100	-	-	4	-	-	-	-	-	-
G (Gillian) McCord	4.2.05	FR	22	1	2	1700	6	1	16	3	-	-	15	1	-
D (Deborah) McCormack	31.1.14	IR	25	3	1	1830	3	-	25	-	-	-	-	1	-
A (Alison) Macdonald	4.2.11	FR	2	5	-	225	-	-	7	-	-	-	-	-	-
K (Kirsty) MacDonald	18.2.01	WA	-	1	2	3	1	-	-	-	-	-	-	-	-
M (Maini) MacDonald	2.2.20	IR	5	-	2	359	-	1	4	-	-	-	-	-	-
N (Niki) MacDonald	18.3.01	SP	1	2	-	51	2	-	1	-	-	-	-	-	-
AJ (Ail) McGrandles	3.2.01	FR	5	2	1	427	4	-	3	-	-	-	-	-	-
D (Donna) McGrellis	3.2.07	EN	2	-	-	160	-	-	2	-	-	-	-	-	-
N (Natalya) Macholla	21.3.09	EN	-	3	2	46	-	-	3	-	-	-	-	-	-
A (Ail) MacKenzie	3.2.02	EN	2	2	1	191	2	-	2	-	-	-	-	-	-

NAME	6N DEBUT	ST	REP	SNU	MIN5	W	D	L	T	C	PG	DG	PTS	YC	RC
S (Suzanne) McKernie-Hex	13.3.11	EN	1	8	-	131	-	-	9	-	-	-	-	-	-
R (Rachel) McLachlan	1.2.19	IT	14	1	-	987	1	1	13	-	-	-	-	-	-
EJ (Beth) Macleod	3.2.01	FR	14	6	-	1196	11	-	9	4	-	-	20	-	-
N (Nikki) McLeod	15.2.09	FR	-	7	2	140	-	-	7	-	-	-	-	-	-
LIM (Louise) McMillan	3.2.17	IR	11	10	-	1046	4	1	16	-	-	-	-	1	-
SFM (Siobhan) McMillan	2.2.18	WA	3	2	-	265	1	-	4	-	-	-	-	1	-
RA (Rachel) Malcolm	3.2.17	IR	18	-	-	1257	1	1	16	-	-	-	-	-	-
LJ (Lisa) Martin	4.2.11	FR	32	7	-	2523	3	-	36	-	1	-	1	5	-
C (Caity) Mattinson	4.2.18	IT	2	2	-	194	-	-	4	-	-	-	-	-	-
JR (Jenny) Maxwell	7.2.15	FR	10	16	1	962	3	-	23	1	-	-	-	5	1
SFL (Sara) Mears	10.3.06	IR	-	1	-	3	1	-	-	-	-	-	-	-	-
SL (Sarah) Mee	4.2.05	FR	5	1	-	387	2	-	4	-	-	-	-	-	-
BH (Bridget) Millar-Mills	2.2.13	EN	4	1	-	252	-	-	5	-	-	-	-	-	-
S (Sharon) Millar	3.2.01	FR	-	2	1	41	-	-	2	-	-	-	-	-	-
L (Lucy) Millard	22.2.03	FR	31	1	1	2492	13	1	18	14	-	-	-	70	-
LE (Louise) Moffatt	3.2.07	EN	15	3	2	1006	3	1	14	-	-	-	-	1	-
C (Clare) Muir	3.2.02	EN	23	2	-	1886	14	-	11	-	-	-	-	2	-
K (Katherine) Muir	4.2.11	FR	2	3	2	139	-	-	5	-	-	-	-	-	-
RA (Roz) Murphy	6.2.10	FR	2	3	-	230	1	-	4	-	-	-	-	-	-
L (Liz) Musgrove	2.2.18	WA	9	1	-	694	2	-	8	-	-	-	-	-	-
HP (Panache) Muzambe	16.3.19	EN	-	3	3	19	-	-	3	-	-	-	-	-	-
L (Leanne) Neary	2.2.13	EN	-	4	1	27	-	-	4	-	-	-	-	-	-
H (Helen) Nelson	11.3.16	FR	26	2	-	1960	4	1	23	1	10	-	13	64	-
A (Ail) Newall	15.2.03	IR	1	3	5	98	3	-	1	1	-	-	-	5	-
SE (Suzi) Newton	4.2.05	FR	12	4	1	1008	2	-	14	1	-	-	-	5	-
E (Elaine) Nicol	15.2.03	IR	-	3	2	23	3	-	-	1	-	-	-	5	-
R (Rachel) Nicolson	24.2.07	IT	-	2	3	23	1	-	1	-	-	-	-	-	-
LE (Lyndsay) O'Donnell	15.3.13	FR	3	8	3	349	2	-	9	-	-	-	-	-	-
LM (Lisa) O'Keefe	3.2.02	EN	14	5	2	1154	10	-	9	1	-	-	-	5	1
E (Emma) Orr	2.4.22	WA	2	1	-	149	-	-	3	-	-	-	-	-	-
CA (Chris) Ovenden	6.3.04	SP	5	7	2	473	6	-	6	-	-	-	-	-	-
A (Anna) Panayotopoulos	3.2.07	EN	-	2	-	27	-	-	2	-	-	-	-	-	-
LE (Lucy) Park	3.2.17	IR	-	3	2	79	-	-	3	-	-	-	-	-	-
RM (Becca) Parker	2.2.13	EN	1	2	-	110	-	-	3	-	-	-	-	-	-
R (Rimma) Petlevannaia	3.2.01	FR	29	-	-	2310	16	-	13	5	1	-	-	27	1
A (Alex) Pratt	3.2.08	FR	-	1	2	20	-	-	1	-	-	-	-	-	-
SJ (Sarah) Quick	6.2.10	FR	12	10	3	899	1	1	20	-	-	-	-	-	-
L (Lynne) Reid	14.2.04	WA	23	9	2	1806	10	1	21	-	-	-	-	2	-
J (Jodie) Rettie	2.2.18	WA	-	13	4	184	2	-	11	-	-	-	-	1	-
LMS (Lisa) Ritchie	12.2.12	WA	5	2	3	461	-	-	7	-	1	-	1	5	-
LG (Lisa) Robertson	31.1.14	IR	3	8	1	330	-	-	11	-	-	-	-	-	-
C (Chloe) ROLLIE	7.2.15	FR	35	-	-	2726	4	1	30	8	-	-	-	40	-
G (Gail) Russell	4.2.05	FR	6	5	1	407	3	-	8	-	-	-	-	-	-
J (Julie) Sanaghan	8.3.08	EN	-	1	-	31	-	-	1	-	-	-	-	-	-
A (Annabel) Sergeant	3.2.08	FR	19	5	2	1471	-	-	24	1	-	-	-	5	-
R (Rachel) Shankland	25.10.20	FR	2	-	1	122	-	1	1	1	-	-	-	5	-
JA (Jenni) Sheerin	3.2.01	FR	13	1	-	1080	9	-	5	1	-	-	-	5	-
RA (Rhona) Shepherd	3.2.01	FR	17	3	1	1422	9	-	11	2	-	-	-	10	-
K (Kelly) Shields	23.2.13	IR	-	3	-	48	-	-	3	-	-	-	-	-	-
FMW (Fiona) Sim	13.3.15	EN	-	7	-	65	-	-	7	-	-	-	-	-	-
ER (Eilidh) Sinclair	7.2.15	FR	3	12	2	434	1	-	14	2	-	-	-	10	-
LA (Lana) Skeldon	23.2.14	IT	35	3	-	2577	4	1	33	3	9	-	1	36	-
RM (Ruth) Slaven	8.2.09	WA	16	8	1	1344	2	1	21	-	-	-	-	-	-
H (Hannah) Sloan	14.2.15	WA	2	-	-	130	-	-	2	-	-	-	-	-	-
HK (Hannah) Smith	15.3.13	FR	20	3	-	1599	2	1	20	2	-	-	-	10	-
LE (Lindsey) Smith	4.2.11	FR	16	20	-	1340	3	-	33	-	-	-	-	1	-
M (Meryl) Smith	26.3.22	EN	-	2	1	4	-	-	2	-	-	-	-	-	-
SK (Sarah) Smith	9.3.14	FR	-	2	-	49	-	-	2	-	-	-	-	-	-
L (Laura) Steven	3.2.08	FR	16	11	2	1416	1	1	25	-	-	-	-	-	-

NAME	6N DEBUT	ST	REP	SNU	MINIS	W	D	L	T	C	PG	DG	PTS	YC	RC
A (Anna) Stodter	31.1.14	IR	1	6	-	130	-	-	7	-	-	-	-	-	-
AF (Anna) Swan	13.2.11	WA	7	2	1	590	-	-	9	-	-	-	-	-	-
LS (Lisa) Thomson	5.2.16	EN	30	-	-	2374	4	1	25	3	-	-	15	2	-
MP (Mary Pat) Tierney	3.2.01	FR	14	9	2	1102	12	-	11	1	-	-	5	-	-
H (Hazel) Tod	29.3.03	SP	-	1	-	28	1	-	-	-	-	-	-	-	-
K (Kirsty) Tonge	29.3.03	SP	-	3	2	15	2	-	1	-	-	-	-	-	-
E (Evie) Tonkin	2.2.20	IR	1	1	-	89	-	-	2	-	-	-	-	-	-
CE (Charlie) Veale	4.2.11	FR	5	4	-	405	-	-	9	-	-	-	-	-	-
SL (Sarah-Louise) Walker	3.2.07	EN	15	4	1	1021	3	1	15	-	-	-	-	-	-
A (Alex) Wallace			-	-	1	-	-	-	-	-	-	-	-	-	-
EO (Emma) Wassell	31.1.14	IR	38	2	-	3002	4	1	35	4	-	-	20	-	-
C (Claire) Watson			-	-	2	-	-	-	-	-	-	-	-	-	-
SC (Shona) Watt	14.2.04	WA	13	2	-	963	7	-	8	-	-	-	-	2	-
LC (Lindsay) Wheeler	25.2.06	EN	35	2	1	2689	5	1	31	2	-	-	10	-	-
E (Evie) Wills	17.4.21	IT	-	1	1	9	-	-	1	-	-	-	-	-	-
I (Irene) Wilson	3.2.01	FR	1	2	1	105	1	-	2	-	-	-	-	-	-
L (Lucy) Winter	23.2.19	FR	-	1	-	4	-	-	1	-	-	-	-	-	-
V (Vicky) Wiseman	3.2.01	FR	16	6	1	1357	12	-	10	-	-	-	-	-	-
MFI (Molly) Wright	2.2.20	IR	2	6	-	244	-	1	7	-	-	-	-	-	1
A (Anne) Young	2.4.22	WA	-	1	1	8	-	-	1	-	-	-	-	-	-

SCOTLAND CAPTAINS' LOG (12)

Name	Captain	As captain					As non-captain				
		P	W	D	L	Win %	P	W	D	L	Win %
Karen Findlay	2001-05	24	14	0	10	58.3%	5	2	0	3	40.0%
Paula Chalmers	2006	5	2	0	3	40.0%	23	14	0	9	60.9%
Donna Kennedy	2007	5	1	0	4	20.0%	34	17	1	16	50.0%
Gillian McCord	2008	5	0	0	5	0.0%	18	6	1	11	33.3%
Lynne Reid	2009-10	10	2	1	7	20.0%	22	8	0	14	36.4%
Susie Brown	2011-13	13	0	0	13	0.0%	24	8	1	15	33.3%
Tracy Balmer	2012-15	12	0	0	12	0.0%	23	2	0	21	8.7%
Lisa Martin	2016-18	14	3	0	11	21.4%	25	0	0	25	0.0%
Jade Konkol-Roberts	2018	1	0	0	1	0.0%	37	3	1	33	8.1%
Lisa Thomson	2019	5	0	0	5	0.0%	25	4	1	20	16.0%
Rachel Malcolm	2020-22	9	0	1	8	0.0%	9	1	0	8	11.1%
Helen Nelson	2021	2	1	0	1	50.0%	26	3	1	22	11.5%

SCOTLAND HEAD COACH REGISTER (10)

Name	Career	P	W	D	L	Win %	GS	TC	CH
P (Peter) Brownlee	2001-02	9	5	0	4	55.6%	-	-	-
G (Gil) Stevenson	2003-06	20	11	0	9	55.0%	-	-	-
RL (Lee) Adamson	2007-08	10	1	0	9	10.0%	-	-	-
J (Jamie) Dempsey	2009	5	1	0	4	20.0%	-	-	-
GA (Gary) Parker	2010	5	1	1	3	20.0%	-	-	-
KR (Karen) Findlay	2011-13	15	0	0	15	0.0%	-	-	-
J (Jules) Maxton	2014-15	10	0	0	10	0.0%	-	-	-
DS (Shade) Munro	2016-19	20	3	0	17	15.0%	-	-	-
P (Philip) Doyle	2020	2	0	0	2	0.0%	-	-	-
BR (Bryan) Easson	2020-	9	1	1	7	11.1%	-	-	-



Address: Welsh Rugby Union
Principality Stadium, Westgate Street, Cardiff, CF10 1NS

CEO: Nigel Walker (Acting Chief Executive)

Head coach: Iwan Cuninghame

WALES IN 2022

P11, W3, L8 (World Rugby Ranking: 9th)

DATE	OPPONENT	VENUE	RESULT	SCORERS
26 Mar	Ireland	RDS Arena	W 27-19	Donna Rose(2T) Carys Phillips(T) Hannah Jones(T) Robyn Wilkins(C) Jasmine Joyce(T)
2 Apr	Scotland	Cardiff Arms Park	W 24-19	Sioned Harries(T) Carys Phillips(T) Keira Bevan(2C) Ffion Lewis(T) Kelsey Jones(T)
9 Apr	England	Kingsholm	L 5-58	Kelsey Jones(T)
22 Apr	France	Cardiff Arms Park	L 5-33	Sioned Harries(T)
30 Apr	Italy	Cardiff Arms Park	L 8-10	Keira Bevan(T) Robyn Wilkins(P)
27 Aug	Canada	Wanderers Grounds	L 3-31	Elinor Snowsill(P)
14 Sep	England	Ashton Gate	L 7-73	Elinor Snowsill(C) Gwen Crabb(T)
9 Oct	Scotland	Semenoff Stadium	W 18-15	Elinor Snowsill(C/P) Keira Bevan(P) Alisha Butchers(T) Kayleigh Powell(T)
16 Oct	New Zealand	The Trusts Arena	L 12-56	Sioned Harries(T) Elinor Snowsill(C) Ffion Lewis(T)
22 Oct	Australia	Semenoff Stadium	L 7-13	Sioned Harries(T) Elinor Snowsill(C)
29 Oct	New Zealand	Semenoff Stadium (QF)	L 3-55	Keira Bevan(P)

6 Nations

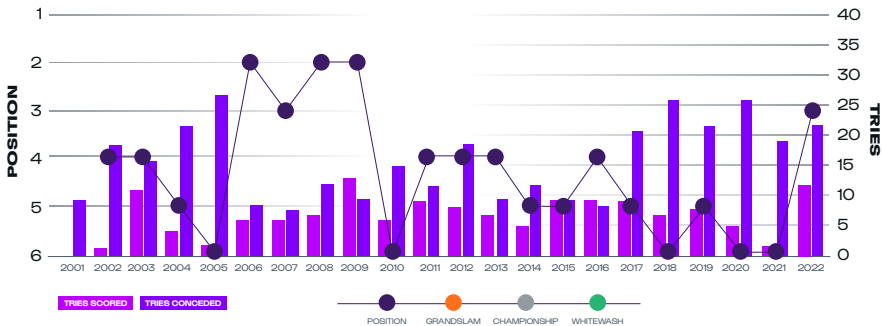
Rugby World Cup

WALES RECORDS

WALES IN THE 6 NATIONS																			
SEASON	POS	W	D	L	Game 1	Game 2	Game 3	Game 4	Game 5	T	C	PG	DG	FOR	T	C	PG	DG	AGST
2001		0	0	4	Eng 0-18	Sco 0-22	Ire PP	Fra 3-24	Spa 0-5	0	0	1	0	3	9	3	6	0	69
2002	4	1	0	4	Ire 13-9	Fra 0-20	Spa 0-20	Eng 0-40	Sco 3-31	1	1	3	0	16	18	9	4	0	120
2003	4	2	0	3	Spa 34-0	Eng 7-69	Sco 8-9	Ire 17-0	Fra 7-34	11	6	2	0	73	16	10	4	0	112
2004	5	1	0	4	Sco 10-30	Ire 14-13	Fra 0-22	Eng 3-53	Spa 7-12	4	4	2	0	34	22	7	2	0	130
2005	6	0	1	4	Eng 0-81	Spa 10-10	Fra 0-48	Sco 5-22	Ire 6-11	2	1	3	0	21	27	14	3	0	172
2006	2	4	0	1	Eng 15-38	Sco 5-0	Ire 14-7	Spa 10-0	Fra 11-10	6	2	7	0	55	8	3	3	0	55
2007	3	3	0	2	Ire 10-5	Sco 10-0	Fra 0-15	Ita 24-0	Eng 0-30	6	4	2	0	44	7	3	3	0	50
2008	2	4	0	1	Eng 0-55	Sco 23-6	Ita 27-5	Ire 19-10	Fra 3-0	7	5	9	0	72	12	5	2	0	76
2009	2	4	0	1	Sco 31-10	Eng 16-15	Fra 5-27	Ita 29-7	Ire 13-10	13	4	7	0	94	9	6	4	0	69
2010	6	1	0	4	Eng 0-31	Sco 28-12	Fra 3-15	Ire 3-18	Ita 15-19	6	5	3	0	49	15	7	2	0	95
2011	4	2	0	3	Eng 0-19	Sco 41-12	Ita 8-12	Ire 15-14	Fra 0-15	9	2	5	0	64	12	6	0	0	72
2012	4	2	0	3	Ire 0-36	Sco 20-0	Eng 0-33	Ita 30-13	Fra 0-31	8	2	2	0	50	18	7	3	0	113
2013	4	2	0	3	Ire 10-12	Fra 0-32	Ita 16-15	Sco 13-0	Eng 16-20	7	1	6	0	55	9	5	8	0	79
2014	5	1	0	4	Ita 11-12	Ire 6-14	Fra 0-27	Eng 3-35	Sco 25-0	9	1	6	0	45	12	5	6	0	88
2015	5	2	0	3	Eng 13-0	Sco 39-3	Fra 7-28	Ire 0-20	Ita 5-22	5	5	3	0	64	9	5	6	0	73
2016	4	2	0	3	Ire 3-21	Sco 23-10	Fra 10-8	Eng 13-20	Ita 12-16	9	2	4	0	61	8	4	9	0	75
2017	5	1	0	4	Ita 20-8	Eng 0-63	Sco 14-15	Ire 7-12	Fra 19-39	9	6	1	0	60	21	10	4	0	137
2018	6	1	0	4	Sco 18-17	Eng 0-52	Ire 12-35	Ita 15-22	Fra 3-38	7	2	3	0	48	26	16	0	0	164
2019	4	2	1	2	Fra 3-52	Ita 3-3	Eng 12-51	Sco 17-15	Ire 24-5	8	5	3	0	59	22	5	2	0	126
2020	6	0	0	4	Ita 15-19	Ire 12-31	Fra 0-50	Eng 7-66	Sco PP	5	2	1	0	34	26	17	0	0	166
2021	6	0	0	3	Fra 0-53	Ire 0-45	Bye	Sco 20-27	-	2	2	2	0	20	19	12	2	0	125
2022	3	2	0	3	Ire 27-19	Sco 24-19	Eng 5-58	Fra 5-33	Ita 8-10	12	3	1	0	69	22	13	1	0	139
TOTAL		37	2	67						146	65	76	0	1090	347	172	74	0	2305

Grand Slams: 0
 Championships: 0
 Triple Crowns: 1 (2009)

HOME WIN	AWAY WIN
HOME DRAW	AWAY DRAW
HOME LOSS	AWAY LOSS



WALES RECORDS

6 NATIONS TEAM RECORDS		
IN A GAME	HOME	AWAY
Highest Score	34-0 v Spain (Cardiff Arms Park) 15.2.03	41-12 v Scotland (Burnbrae) 13.2.11
Biggest Win	(34) 34-0 v Spain (Cardiff Arms Park) 15.2.03	(36) 39-3 v Scotland (Cumbernauld) 14.2.15
Highest Score Conceded	(81) 0-81 v England (Cardiff Arms Park) 4.2.05	(66) 7-66 v England (The Stoop) 7.3.20
Worst Loss	(81) 0-81 v England (Cardiff Arms Park) 4.2.05	(59) 7-66 v England (The Stoop) 7.3.20
	FOR	AGAINST
Most Tries	6 v Scotland (Burnbrae) 13.2.11	13 v England (Cardiff Arms Park) 4.2.05
Most Conversions	4 v Scotland (Bridgend) 14.2.10	8 v England (Cardiff Arms Park) 4.2.05
	4 v Scotland (Cumbernauld) 14.2.15	8 v England (The Stoop) 7.3.20
Most Penalty Goals	4 v Ireland (St Mary's College) 7.3.08	5 v Italy (Benevento) 24.2.13
	4 v Scotland (Lasswade) 8.2.09	
Most Drop Goals	no instance	no instance
IN A COMPLETED SEASON	FOR	AGAINST
Most Tries	13 in 2009	27 in 2005
Most Conversions	6 in 2003	17 in 2020
	6 in 2017	
Most Penalty Goals	9 in 2008	9 in 2016
Most Drop Goals	0 on twenty-two occasions	0 on twenty-two occasions
Most Points	94 in 2009	172 in 2005
Fewest Tries	1 in 2002	7 in 2007
Fewest Conversions	1 on four occasions	3 in 2001
		3 in 2006
		3 in 2007
Fewest Penalty Goals	1 in 2017	0 in 2011
	1 in 2020	0 in 2018
		0 in 2020
Fewest Drop Goals	0 on twenty-two occasions	0 on twenty-two occasions
Fewest Points	16 in 2002	50 in 2007
SEQUENCES	BEST WINNING RUN	WORST LOSING RUN
At Home	6 - 10.2.08 to 14.2.10	5 - 14.2.04 to 18.3.05
		5 - 18.3.12 to 23.2.14
Away	2 - 25.2.06 to 10.2.07	5 - 27.2.11 to 8.2.13
	2 - 7.3.08 to 8.2.09	
	2 - 24.2.13 to 10.3.13	
Overall	6 - 11.2.06 to 10.2.07	7 - 2.2.20 to date
	6 - 10.2.08 to 14.2.09	
	LONGEST UNBEATEN RUN	LONGEST WINLESS RUN
At Home	6 - 10.2.08 to 14.2.10	5 - 14.2.04 to 18.3.05
		5 - 18.3.12 to 23.2.14
Away	2 - 25.2.06 to 10.2.07	6 - 24.2.17 to 9.2.19
	2 - 7.3.08 to 8.2.09	
	2 - 24.2.13 to 10.3.13	
Overall	6 - 11.2.06 to 10.2.07	9 - 7.3.04 to 4.2.06
	6 - 10.2.08 to 14.2.09	
6 NATIONS PLAYER RECORDS		
	IN A MATCH	IN A SEASON
Most Points	21 Non Evans v Scotland (Lasswade) 8.2.09	49 Non Evans in 2009
Most Tries	3 Elen Evans v Scotland (Burnbrae) 13.2.11	4 on five occasions (Non Evans twice)
Most Conversions	4 Non Evans v Scotland (Bridgend) 14.2.10	5 on four occasions (Non Evans thrice)
	4 Laurie Harries v Scotland (Cumbernauld) 14.2.15	
Most Penalty Goals	4 Non Evans v Ireland (St Mary's College) 7.3.08	8 Non Evans in 2008
	4 Non Evans v Scotland (Lasswade) 8.2.09	
Most Drop Goals	no instance	none

WALES RECORDS

6 NATIONS CAREER RECORDS		
MOST APPEARANCES	MOST POINTS	MOST TRIES
56 (40+16) Jenny Davies (2003-15)	190 - Non Evans (2001-10)	15 - Non Evans (2001-10)
48 (47+1) Elen Evans (2004-17)	95 - Robyn Wilkins (2014-22)	10 - Sioned Harries (2011-22)
47 (39+8) Catrin Edwards (2002-17)	58 - Naomi Thomas (2001-12)	9 - Naomi Thomas (2001-12)
46 (37+9) Elinor Snowsill (2010-22)	50 - Sioned Harries (2011-22)	6 - Mel Berry (2001-10)
43 (42+1) Jamie Kift (2001-12)	30 - Mel Berry (2001-10)	6 - Elen Evans (2004-17)
43 (41+2) Mel Berry (2001-10)	30 - Elen Evans (2004-17)	6 - Carys Phillips (2013-22)
42 (38+4) Louise Rickard (2001-9)	30 - Carys Phillips (2013-22)	5 - Clare Flowers (2001-12)
42 (38+4) Sioned Harries (2011-22)	29 - Awen Thomas (2001-11)	5 - Hayley Baxter (2002-08)
41 (41+0) Naomi Thomas (2001-12)	25 - Clare Flowers (2001-12)	4 - Louise Rickard (2001-09)
	25 - Hayley Baxter (2002-08)	

WALES PLAYER INDEX (160)

NAME	6N DEBUT	ST	REP	SNU	MINIS	W	D	L	T	O	PG	DG	PTS	YC	RC
DA (Dom) Attwood	14.2.04	SC	-	1	5	30	-	-	1	-	-	-	-	-	-
HK (Hayley) Baxter	23.3.02	EN	15	2	2	1168	7	-	10	5	-	-	25	-	-
CM (Mel) Berry	4.2.01	EN	41	2	1	3246	20	-	23	6	-	-	30	1	-
LA (Lucy) Berry	7.3.04	FR	1	3	1	110	-	1	3	-	-	-	-	-	-
KL (Keira) Bevan	8.2.15	EN	23	7	-	1631	9	1	20	1	2	-	9	-	-
H (Hannah) Bluck	2.2.18	SC	4	1	-	326	1	-	4	1	-	-	5	-	-
RL (Rhian) Bowden	11.2.06	SC	27	1	4	1966	16	-	12	-	-	-	-	2	-
FA (Ffion) Bowen	2.2.14	IT	2	2	1	167	1	-	3	1	-	-	5	-	-
NJ (Natalie) Bowen			-	-	1	-	-	-	-	-	-	-	-	-	-
AE (Amy) Broadstock	15.2.02	FR	8	11	4	772	6	1	12	-	-	-	-	-	-
RMC (Rachel) Brown	4.2.05	EN	3	6	-	324	4	-	5	-	-	-	-	-	-
LJ (Liza) Burgess	4.2.01	EN	16	1	1	1294	7	-	10	-	-	-	-	1	-
AM (Alisha) Butchers	6.2.16	IR	19	10	-	1534	8	1	20	2	-	-	10	1	-
A (Alex) Callender	2.2.19	FR	6	6	-	504	4	1	7	-	-	-	-	-	-
MJ (Mel) Clay	8.2.15	EN	14	6	1	1150	7	-	13	-	-	-	-	1	-
J (Jo) Coombe	4.2.01	EN	-	1	2	12	-	-	1	-	-	-	-	-	-
R (Ruth) Copeland	25.2.05	FR	-	1	1	42	-	-	1	-	-	-	-	-	-
GA (Gwen) Crabb	9.2.19	IT	14	2	-	1149	4	1	11	-	-	-	-	-	-
D (Deron) Croft	3.3.02	SP	-	1	2	12	-	-	1	-	-	-	-	-	-
BG (Beth) Dainton	6.2.16	IR	5	3	-	402	2	-	6	-	-	-	-	-	-
R (Becky) Dando	14.2.04	SC	2	5	-	257	1	-	6	-	-	-	-	-	-
DW (Delyth) Davies	8.2.13	FR	-	1	3	53	-	-	1	-	-	-	-	-	-
JA (Jenny) Davies	15.2.03	SP	40	16	6	3242	25	1	30	1	-	-	5	1	-
M (Meg) Davies	3.4.21	FR	1	2	-	149	-	-	3	-	-	-	-	-	-
NE (Nia) Davies	3.2.13	IR	8	8	2	665	4	-	12	1	-	-	5	-	-
R (Becky) Davies	25.2.05	FR	-	1	7	9	-	-	1	-	-	-	-	-	-
TW (Teleri) Davies	2.2.18	SC	2	2	-	140	1	-	3	-	-	-	-	-	-
AC (Amy) Day	4.2.06	EN	30	7	9	2264	16	-	21	2	-	-	10	-	-
RK (Rebecca) de Filippo	12.2.12	SC	16	5	-	1253	6	-	15	-	-	-	-	1	-
AH (April) Dent	4.2.01	EN	14	-	-	1047	3	-	11	-	-	-	-	-	-
AJ (Alec) Donovan	11.3.18	IT	-	2	-	55	-	-	2	-	-	-	-	-	-
CS (Claire) Donovan	16.3.01	FR	18	12	5	1459	14	1	15	-	-	-	-	3	-
J (Jenny) Doyle	2.2.08	EN	1	2	2	60	2	-	1	-	-	-	-	-	-
EM (Esther) Eckley	15.2.03	SP	1	4	1	165	2	-	3	1	-	-	5	-	-
CA (Catrin) Edwards	15.2.02	FR	39	8	1	2729	15	-	32	3	-	-	15	-	-
HE (Helen) Edwards	3.3.02	SP	4	2	2	292	1	-	5	-	-	-	-	-	-
L (Leanne) Edwards			-	-	2	-	-	-	-	-	-	-	-	-	-
AL (Amy) Evans	8.2.15	EN	18	7	-	1410	8	1	16	3	-	-	15	1	-
E (Elen) Evans	21.2.04	IR	47	1	2	3516	17	1	30	6	-	-	30	-	-

NAME	6N DEBUT	ST	REP	SNU	MINIS	W	D	L	T	C	PG	DG	PTS	YC	RC
GE (Georgia) Evans	2.2.20	IT	5	2	-	379	-	-	7	-	-	-	-	1	-
J (Jodie) Evans	18.3.17	FR	1	1	-	93	1	-	1	-	-	-	1	3	-
ME (Maned) Evans	14.2.10	SC	7	4	1	635	4	-	7	1	-	-	5	-	-
N (Nicola) Evans	10.2.07	SC	2	4	4	215	3	-	3	-	-	-	-	-	-
NE (Non) Evans	4.2.01	EN	32	1	-	2517	15	-	18	15	23	-	23	190	1
R (Ruth) Evans	10.2.08	SC	-	1	4	1	1	-	-	-	-	-	-	-	-
AK (Abbie) Fleming	24.4.21	SC	-	1	-	10	-	-	1	-	-	-	-	-	-
RA (Rosie) Fletcher	12.2.12	SC	6	-	-	476	2	-	4	1	-	-	-	5	-
C (Clare) Flowers	16.3.01	FR	35	3	1	2732	20	-	18	5	-	-	-	25	-
KE (Kath) Foale	15.2.02	FR	9	1	2	672	2	-	8	-	-	-	-	-	-
LF (Lleucu) George	2.2.18	SC	2	4	-	250	3	-	3	-	3	-	-	6	-
S (Sue) Granger	3.2.02	IR	3	2	-	278	1	-	4	-	-	-	-	-	-
N (Nadine) Griffiths	16.3.01	FR	2	-	-	160	-	-	2	-	-	-	-	-	-
CR (Cerys) Hale	6.2.16	IR	9	17	4	870	6	-	20	1	-	-	-	5	-
GL (Gemma) Hallett	3.2.07	IR	17	6	-	1417	12	-	11	-	-	-	-	-	1
LC (Lowri) Harries	6.2.11	EN	11	12	2	870	7	-	16	2	-	-	-	10	2
LL (Laurie) Harries	2.2.14	IT	6	3	1	551	3	-	6	1	5	-	3	24	-
SM (Sioned) Harries	6.2.11	EN	38	4	-	3007	13	-	29	10	-	-	-	50	5
J (Jenny) Hawkins	2.2.14	IT	5	7	-	606	5	-	7	-	-	-	-	-	-
CM (Cara) Hope	25.2.18	IR	2	12	3	270	3	-	11	-	-	-	-	-	-
CM (Claire) Horgan	28.3.03	FR	11	12	7	998	12	-	11	-	-	-	-	-	1
LA (Louise) Horgan	4.2.05	EN	21	4	4	1636	16	1	8	-	-	-	-	-	3
BL (Bethan) Howell	3.2.13	IR	-	5	-	99	2	-	3	-	-	-	-	-	-
D (Dyddgu) Hywel	3.2.13	IR	19	3	-	1355	8	-	14	3	-	-	-	15	-
CM (Caryl) James	6.2.10	EN	15	3	2	1220	7	-	11	3	-	-	-	15	1
GL (Gwenllian) Jenkins	24.4.21	SC	-	1	-	7	-	-	1	-	-	-	-	-	-
KA (Kerry) Jenkins	4.2.01	EN	7	10	3	793	2	1	14	-	1	-	-	2	-
CM (Carys) John	-	-	-	-	3	-	-	-	-	-	-	-	-	-	-
N (Nicola) John	28.3.03	FR	5	2	3	353	1	-	6	-	-	-	-	-	-
NJ (Natalia) John	2.2.18	SC	10	9	-	815	3	1	15	-	-	-	-	-	1
MS (Manon) Johnes	2.2.19	FR	6	4	-	477	2	1	7	-	-	-	-	-	-
ML (Leila) Johns	8.2.13	FR	-	4	-	45	2	-	2	-	-	-	-	-	-
HJ (Hannah) Jones	14.2.15	SC	23	5	-	1902	7	1	20	3	-	-	-	15	-
K (Kate) Jones	23.3.02	EN	2	-	-	160	-	-	2	-	-	-	-	-	-
KJ (Kelsey) Jones	10.2.18	EN	7	11	4	681	3	-	15	3	-	-	-	15	-
L (Louise) Jones	20.3.04	EN	1	-	-	80	-	-	1	-	-	-	-	-	-
LE (Lowri) Jones	28.3.03	FR	7	2	2	505	-	1	8	1	-	-	-	5	-
SK (Sue) Jones	4.2.01	EN	6	-	-	453	1	-	5	-	-	-	-	-	-
JL (Jasmine) Joyce	24.2.17	SC	18	-	-	1391	4	1	13	2	-	-	-	10	1
JL (Jess) Kavanagh	4.2.17	IT	8	5	-	695	4	1	8	3	-	-	-	15	-
CL (Courtney) Keight	23.2.20	FR	1	2	-	60	-	-	3	-	-	-	-	-	-
MF (Molly) Kelly	9.2.20	IR	-	4	1	54	-	-	4	-	-	-	-	-	-
J (Jamie) Kift	4.2.01	EN	42	1	-	3351	22	-	21	3	-	-	-	15	3
JM (Jade) Knight	2.2.18	SC	1	5	-	93	1	-	5	-	-	-	-	-	-
KE (Kerin) Lake	13.2.11	SC	24	8	2	1713	9	-	23	3	-	-	-	15	1
K (Kathy) Lenaghan	4.2.01	EN	12	3	3	981	3	-	12	-	-	-	-	-	1
Y (Yasmin) Leung	-	-	-	-	1	-	-	-	-	-	-	-	-	-	-
BM (Beth) Lewis	2.2.18	SC	14	5	-	1061	5	1	13	2	-	-	-	10	-
CA (Caitlin) Lewis	23.2.20	FR	3	1	-	258	-	-	4	1	-	-	-	5	-
FAM (Ffion) Lewis	2.2.19	FR	2	12	-	280	4	1	9	1	-	-	-	5	-
R (Ruth) Lewis	9.2.20	IR	-	2	2	7	-	-	2	-	-	-	-	-	-
S (Siwan) Lillcrap	6.2.16	IR	23	8	-	1754	8	1	22	2	-	-	-	10	1
RO (Robyn) Lock	23.2.20	FR	1	2	1	109	-	-	3	-	-	-	-	-	-
EH (Eirlys) Lougher	25.2.05	FR	-	1	2	15	-	-	1	-	-	-	-	-	-
AAM (Alicia) McComish	2.2.19	FR	2	-	-	120	-	1	1	-	-	-	-	-	-
D (Dawn) Mason	4.2.01	EN	10	4	2	838	4	-	10	-	-	-	-	-	1
KE (Karen) Mayze	15.2.02	FR	-	2	4	59	-	-	2	-	-	-	-	-	-
PC (Pip) Minto	4.2.01	EN	9	-	-	720	1	-	8	-	-	-	-	-	-
K (Kelly) Moore	-	-	-	-	2	-	-	-	-	-	-	-	-	-	-

NAME	6N DEBUT	ST	REP	SNU	MINIS	W	D	L	T	C	PG	DG	PTS	YC	RC
SB (Sian) Moore	7.2.14	IR	2	6	-	201	2	-	6	-	-	-	-	-	-
JF (Jackie) Morgan	4.2.01	EN	6	2	1	459	1	-	7	-	-	-	-	-	-
CL (Charley) Murray	6.2.11	EN	6	2	-	483	3	-	5	3	-	-	15	-	-
LV (Lisa) Neumann	2.2.18	SC	15	5	1	1228	4	1	15	1	-	-	5	-	-
L (Lisa) Newton	14.2.10	SC	7	2	2	474	3	-	6	-	-	-	-	-	-
R (Becky) Newton	14.2.10	SC	1	-	2	80	1	-	-	-	-	-	-	-	-
CL (Catrina) Nicholas	4.2.05	EN	35	3	-	2702	19	1	18	-	-	-	-	1	-
EK (Eli) Norkett	23.2.14	FR	-	2	-	12	-	-	2	-	-	-	-	-	-
GR (Ronnie) Owens	4.2.01	EN	6	1	1	403	1	-	6	-	-	-	-	-	-
V (Vicky) Owens	6.2.11	EN	9	4	2	703	4	-	9	-	-	-	-	-	-
R (Rh) Parker	24.2.17	SC	3	2	-	256	1	-	4	-	-	-	-	-	-
AG (Angharad) Phillips	7.4.02	SC	-	1	-	18	-	-	1	-	-	-	-	-	-
CE (Carys) Phillips	3.2.13	IR	30	10	-	2215	13	1	26	6	-	-	30	-	-
EL (Emma) Phillips	14.2.04	SC	9	-	1	710	-	1	8	-	-	-	-	1	-
RA (Rachel) Poolman	4.2.06	EN	19	1	-	1473	15	-	5	3	-	-	15	-	-
KL (Kayleigh) Powell	2.2.20	IT	7	1	-	491	2	-	6	-	-	-	-	-	-
SN (Shona) Powell-Hughes	6.2.11	EN	30	3	-	2290	11	-	22	3	-	-	15	2	-
A (Amy) Price	13.2.11	SC	-	10	2	110	4	-	6	1	-	-	5	-	-
LM (Laura) Prosser	2.2.08	EN	10	12	7	858	10	-	12	-	2	-	6	22	1
G (Gwenllian) Pyrs	4.2.17	IT	8	6	2	582	4	-	10	-	-	-	-	1	-
LP (Paige) Randall	2.2.20	IT	-	2	-	58	-	-	2	-	-	-	-	-	-
C (Ceri) Redman	6.2.10	EN	3	2	-	286	1	-	4	-	-	-	-	-	-
MA (Michaela) Reed	2.2.08	EN	1	2	2	89	2	-	1	-	-	1	3	-	-
KH (Kay) Rees			-	-	2	-	-	-	-	-	-	-	-	-	-
LV (Louise) Rickard	4.2.01	EN	38	4	2	3091	18	1	23	4	-	-	20	1	1
HB (Hannah) Roberts	8.2.09	SC	6	1	2	431	4	-	3	-	-	-	-	1	-
JA (Jess) Roberts	3.4.21	FR	2	-	-	90	-	-	2	-	-	-	-	-	-
AC (Ayia) Rose	15.2.03	SP	12	2	2	796	3	1	10	-	-	-	-	1	-
DRE (Donna) Rose	3.4.21	FR	4	4	-	307	2	-	6	2	-	-	10	-	-
RA (Rebecca) Rowe	8.2.15	EN	13	2	-	755	5	-	10	-	-	-	-	-	-
GL (Gemma) Rowland	8.2.15	EN	6	8	2	621	4	-	10	-	-	-	-	-	-
A (Ashley) Rowlands	6.2.11	EN	5	-	-	400	2	-	3	-	-	-	-	-	-
L (Lowena) Sandercock	9.3.03	SC	1	1	-	95	1	-	1	-	-	-	-	-	-
S (Stacey) Saunders	21.2.04	IR	5	3	4	392	2	-	6	-	2	-	2	10	-
S (Sarah) Simkin			-	-	1	-	-	-	-	-	-	-	-	-	-
LJ (Lauren) Smyth	2.2.19	FR	5	2	-	447	2	1	4	1	-	-	5	-	-
EA (Elinor) Snowsill	14.2.10	SC	37	9	1	3009	15	1	30	1	5	-	3	24	-
E (Emily) Steer	4.2.01	EN	4	-	-	259	-	-	4	-	-	-	-	-	-
H (Hannah) Szigetvari	10.2.07	SC	-	3	1	35	2	-	1	-	-	-	-	-	-
A (Adi) Taviner	6.2.11	EN	19	1	2	1447	7	-	13	1	-	-	5	-	-
RC (Rachel) Taylor	2.2.08	EN	35	5	2	2819	16	-	24	1	-	-	5	-	-
RD (Raf) Taylor	3.2.13	IR	1	2	-	61	1	-	2	-	-	-	-	-	-
NG (Niamh) Terry	10.4.21	IR	1	2	-	129	-	-	3	-	-	-	-	-	-
AH (Awen) Thomas	4.2.01	EN	18	14	5	1791	7	1	24	-	4	-	7	29	-
CE (Caryl) Thomas	6.2.11	EN	25	12	4	1916	10	1	26	1	-	-	5	1	-
N (Naomi) Thomas	4.2.01	EN	41	-	-	3192	20	-	21	9	2	-	3	58	-
H (Hannah) Torangi-Jones	11.3.07	IT	-	1	1	12	1	-	-	-	-	-	-	-	-
STM (Sisilia) Tuipulotu	26.3.22	IR	1	1	1	41	1	-	1	-	-	-	-	-	-
PA (Philippa) Tuttiert	10.3.06	SP	13	4	4	1013	8	-	9	1	-	-	2	11	-
CMT (Cath) Walkley	23.3.02	EN	11	-	2	747	3	-	8	-	-	-	-	-	-
B (Bethan) Walsh			-	-	2	-	-	-	-	-	-	-	-	-	-
ML (Megan) Webb	23.2.20	FR	1	1	-	66	-	-	2	-	-	-	-	-	-
RO (Robyn) Wilkins	2.2.14	IT	33	7	-	2559	11	1	28	2	14	-	19	95	1
ML (Manor) Williams	14.2.04	SC	8	1	-	638	1	1	7	-	-	-	-	-	-
RJ (Rhian) Williams	4.2.01	EN	27	2	-	2062	10	1	18	-	-	-	1	3	1
SE (Sian) Williams	13.2.11	SC	11	9	2	945	8	-	18	-	-	-	-	1	-
SM (Sophie) Williams	13.3.05	SC	-	1	-	7	-	-	1	-	-	-	-	-	-
RC (Rhian) Wilmott	4.2.01	EN	5	1	2	339	-	-	6	-	-	-	-	-	-

NAME	6N DEBUT	ST	REP	SNU	MINs	W	D	L	T	C	PG	DG	PTS	YC	RC
KM (Kylie) Wilson	4.2.01	EN	30	3	1	2418	11	1	21	-	-	-	-	-	-
A (Alij) Wright	8.2.09	SC	3	1	1	179	3	-	1	1	-	-	5	-	-
MSC (Meg) York	12.2.12	SC	10	11	1	767	7	-	14	2	-	-	10	2	-
AL (Aimee) Young	15.3.08	FR	11	6	1	966	8	-	9	1	2	-	5	24	-

WALES CAPTAINS' LOG (10)

Name	Captain	As captain					As non-captain				
		P	W	D	L	Win %	P	W	D	L	Win %
Liza Burgess	2001	4	0	0	4	0.0%	13	7	0	6	53.8%
Mel Berry	2002-10	40	20	0	20	50.0%	3	0	0	3	0.0%
Kylie Wilson	2005	5	0	1	4	0.0%	28	11	0	17	39.3%
Catrin Edwards	2011-14	6	2	0	4	33.3%	41	13	0	28	31.7%
Rachel Taylor	2012-16	19	7	0	12	36.8%	21	9	0	12	42.9%
Rhian Bowden	2012	3	1	0	2	33.3%	25	15	0	10	60.0%
Gemma Hallett	2013	1	0	0	1	0.0%	22	12	0	10	54.5%
Carys Phillips	2016-19	16	5	1	10	31.3%	24	8	0	16	33.3%
Siwan Lilliecrap	2020-22	11	2	0	9	18.2%	20	6	1	13	30.0%
Hannah Jones	2021	1	0	0	1	0.0%	27	7	1	19	25.9%

WALES HEAD COACH REGISTER (9)

Name	Career	P	W	D	L	Win %	GS	TC	CH
J (John) Williams	2001-02	9	1	0	8	11.1%	-	-	-
P (Phil) John	2003-05	15	3	1	11	20.0%	-	-	-
F (Fielies) Coetzee	2006-07	10	7	0	3	70.0%	-	-	-
JL (Jason) Lewis	2008-10	15	9	0	6	60.0%	-	1	-
K (Kris) de Scossa	2011	3	1	0	2	33.3%	-	-	-
R (Rhys) Edwards	2011-16	27	10	0	17	37.0%	-	-	-
RD (Rowland) Phillips	2017-20	19	4	1	14	21.1%	-	-	-
W (Warren) Abrahams	2021	3	0	0	3	0.0%	-	-	-
I (Ioan) Cunningham	2022	5	2	0	3	40.0%	-	-	-

OFFICIALS

DATE	FIXTURE	VENUE	REFEREE	ASSISTANT REF 1	ASSISTANT REF 2	TMO
Sat 25 Mar	WALES v IRELAND	Cardiff Arms Park	Amber McLachlan (FA)	Dorjane Domenjo (FFR)	Maria Latos (GER)	Ian Tempest (RFU)
Sat 25 Mar	ENGLAND v SCOTLAND	Kingston Park, Newcastle-upon-Tyne	Aimee Barrett-Theron (SA)	Precious Pazani (ZIM)	Adele Roberts (BEL)	Oly Hodges (IRFU)
Sun 26 Mar	ITALY v FRANCE	Stadio Sergio Lanfranchi, Parma	Maggie Cogger-Orr (NZR)	Hollie Davidson (SRU)	Katherine Ritchie (RFU)	Ben Blain (SRU)
Sat 1 Apr	IRELAND v FRANCE	Musgrave Park, Cork	Hollie Davidson (SRU)	Sara Cox (RFU)	Maria Heitor (POR)	Ben Whitehouse (WRU)
Sat 1 Apr	SCOTLAND v WALES	DAM Health Stadium, Edinburgh	Maggie Cogger-Orr (NZR)	Beatrice Benvenuti (FIR)	Maria Pacifico (FIR)	Leo Colgan (IRFU)
Sun 2 Apr	ENGLAND v ITALY	cinch Stadium, Northampton	Kat Roche (USA)	Dorjane Domenjo (FFR)	Mary Pringle (SRU)	Andrew McMenemy (SRU)
Sat 15 Apr	WALES v ENGLAND	Cardiff Arms Park	Joy Neville (IRFU)	Beatrice Benvenuti (FIR)	Maria Pacifico (FIR)	Oly Hodges (IRFU)
Sat 15 Apr	ITALY v IRELAND	Stadio Sergio Lanfranchi, Parma	Aurélie Groizeleau (FFR)	Maria Latos (GER)	Mary Pringle (SRU)	Ian Tempest (RFU)
Sun 16 Apr	FRANCE v SCOTLAND	Stade de la Rabine, Vannes	Lauren Jenner (NZR)	Clara Munarini (FIR)	Katherine Ritchie (RFU)	Leo Colgan (IRFU)
Sat 22 Apr	IRELAND v ENGLAND	Musgrave Park, Cork	Lauren Jenner (NZR)	Beatrice Benvenuti (FIR)	Maria Pacifico (FIR)	Andrew McMenemy (SRU)
Sat 22 Apr	SCOTLAND v ITALY	DAM Health Stadium, Edinburgh	Aurélie Groizeleau (FFR)	Joy Neville (IRFU)	Adele Roberts (BEL)	Ian Tempest (RFU)
Sun 23 Apr	FRANCE v WALES	Stade des Alpes, Grenoble	Clara Munarini (FIR)	Katherine Ritchie (RFU)	Mary Pringle (SRU)	Matteo Liparini (FIR)
Sat 29 Apr	ENGLAND v FRANCE	Twickenham Stadium	Aimee Barrett-Theron (SA)	Lauren Jenner (NZR)	Maria Heitor (POR)	Ben Whitehouse (WRU)
Sat 29 Apr	ITALY v WALES	Stadio Sergio Lanfranchi, Parma	Joy Neville (IRFU)	Aurélie Groizeleau (FFR)	Mary Pringle (SRU)	Ben Blain (SRU)
Sat 29 Apr	SCOTLAND v IRELAND	DAM Health Stadium, Edinburgh	Sara Cox (RFU)	Clara Munarini (FIR)	Katherine Ritchie (RFU)	Matteo Liparini (FIR)

FFR

WRU

RFU

SRU

FIR

IRFU

ZIM

NZR

RA

GER

USA

SARU

POR

BEL

Aimee Barrett-Theron (South Africa)

Born: 27.6.1987, Cape Town

International Debut: Japan v Fiji (Hong Kong) 13.12.2016

Six Nations Record:

Referee: 7 games, 4 yellow cards ■

Scotland 15, Ireland 22 (2017) ■ Lindsey Smith (Scotland) 51'

England 52, Wales 0 (2018)


Ireland 7, England 51 (2019)

Italy 3, Wales 3 (2019) ■ Silvia Turani (Italy) 19'

France 13, England 19 (2020)

Ireland 31, Wales 12 (2020) ■ Gwenllian Pyrs (Wales) 35'

France 40, Ireland 5 (2022) ■ Emile Boulard (France) 80'



Maggie Cogger-Orr (New Zealand)

Born: 1991, Ontario (Canada)

International Debut: Wales v France (Cardiff) 22.4.2022

Six Nations Record:

Referee: 2 games

Wales 5, France 33 (2022)

Ireland 15, Scotland 14 (2022)

Sara Cox (England)

Born: 9.5.1990, Exeter

International Debut: Spain v Ireland (Valladolid) 5.7.2014

Six Nations Record:

Referee: 12 games, 11 yellow cards ■

Italy 5, Ireland 30 (2015) ■ Elisa Cucchiella (Italy) 43'; ■ Katie Norris (Ireland) 79'

France 39, Italy 0 (2016) ■ Elisa Cucchiella (Italy) 67'

Ireland 13, France 10 (2017) ■ Paula Fitzpatrick (Ireland) 38'; ■ Marjorie Mayana (France) 50';

■ Lenaig Corson (France) 74'

Ireland 35, Wales 12 (2018) ■ Lindsay Peat (Ireland) 47'

Italy 26, Scotland 12 (2018)

France 41, Scotland 10 (2019)

Italy 31, France 12 (2019) ■ Coumba Tombe Diallo (France) 50'


Wales 15, Italy 19 (2020)

Scotland 13, France 13 (2020)

Ireland 15, France 56 (2021) ■ Aoife McDermott (Ireland) 23'; ■ Aimee-Lee Murphy Crowe (Ireland) 67'

Ireland 25, Italy 5 (2021) ■ Sene Naoupu (Ireland) 21'

France 39, Italy 6 (2022)



Hollie Davidson (Scotland)

Born: 19.9.1992, Scotland

International Debut: Spain v France (Guadalajara) 11.11.2017

Six Nations Record:

Referee: 7 games, 4 yellow cards ■

Wales 24, Ireland 5 (2019) ■ Siwan Lillicrap (Wales) 27'

France 45, Italy 10 (2020) ■ Sofia Stefan (Italy) 76'

England 27, Ireland 0 (2020)

Ireland 21, Italy 7 (2020)

Wales 0, Ireland 45 (2021)

England 10, France 6 (2021)

France 12, England 24 (2022) ■ Zoe Harrison (England) 42' ■ Maelle Filopon (France) 58'



Aurelie Groizeleau (France)

Born: 27.2.1989, La Rochelle

International Debut: Belgium v Netherlands (Waterloo) 27.2.2018

Six Nations Record:

Referee: 5 games, 6 yellow cards ■

England 55, Italy 0 (2019)

Ireland 18, Scotland 14 (2020) ■ Leah Lyons (Ireland) 75'

Italy 0, England 54 (2020)

Italy 3, England 67 (2021) ■ Emily Scarratt (England) 35'; ■ Sara Barattin (Italy) 55'; ■

Erika Skofka (Italy) 71'

Ireland 29, Italy 8 (2022) ■ Elisa Giordano (Italy) 33' ■ Aoife Wafer (Ireland) 68'



Lauren Jenner (New Zealand)

Born: New Zealand

International Debut: Italy v Scotland (Parma) 23.4.2022

Six Nations Record:

Referee: 1 game

Italy 20, Scotland 13 (2022)

Amber McLachlan (Australia)

Born: 1987, Australia

International Debut: South Africa v Scotland (Athlone) 5.10.2019

Six Nations Record:

Referee: 3 games, 4 yellow cards ■, 1 red card ■

England 66, Wales 7 (2020) ■ Natasha Hunt (England) 63'

England 69, Ireland 0 (2022) ■ Dorothy Wall (Ireland) 44' ■ Sene Naoupu (Ireland) 67'

Wales 8, Italy 10 (2022) Y ■ Robyn Wilkins (Wales) 20' ■ Sioned Harries (Wales) 22'

Clara Munarini (Italy)

Born: 24.12.1989, Parma

International Debut: Spain v Germany (Waterloo) 27.2.2018

Six Nations Record:

Referee: 5 games, 5 yellow cards 🟡, 1 red card 🔴

Wales 12, England 51 (2019)

Scotland 0, England 53 (2020)

England 52, Scotland 10 (2021) 🟡 Lisa Thomson (Scotland) 37'; 🟡 Poppy Cleal (England) 53';

🟡 Lark Davies (England) 59'; 🔴 Molly Wright (Scotland) 65'; 🟡 Louise McMillan (Scotland) 80'

Scotland 27, Wales 20 (2021)

Scotland 8, France 28 (2022) 🟡 Julie Annery (France) 64'



Joy Neville (Ireland)

Born: 24.7.1983, Limerick

International Debut: Wales v Italy (Aberavon) 20.3.2016

Six Nations Record:

Referee: 7 games, 10 yellow cards 🟡

Wales 12, Italy 16 (2016) 🟡 Ilaria Annighetti (Italy) 13'; 🟡 Sioned Harries (Wales) 55'

France 39, Wales 19 (2017)

Scotland 8, England 43 (2018) 🟡 Izzy Noel-Smith (England) 30'; 🟡 Ro Burnfield (England) 56'; 🟡

Siobhan McMillan (Scotland) 62'

France 18, England 17 (2018) 🟡 Rachael Burford (England) 18'

England 80, Scotland 0 (2019) 🟡 Lisa Thomson (Scotland) 39'; 🟡 Katy Daley-McLean (England) 73'

Scotland 5, England 57 (2022)

Wales 24, Scotland 19 (2022) 🟡 Kerin Lake (Wales) 40' 🟡 Leah Bartlett (Scotland) 62'



Kat Roche (USA)

Born: 1995, Pennsylvania

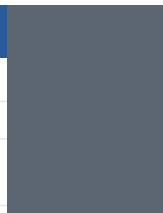
International Debut: USA v Canada (Glendale) 5.11.2021

Six Nations Record:

Referee: 2 games, 2 yellow cards 🟡

Ireland 19, Wales 27 (2022) 🟡 Eimear Considine (Ireland) 71'

Italy 0, England 74 (2022) 🟡 Beatrice Rigoni (Italy) 70'



MOST GAMES REFEREED

11	Clare Daniels (England)	2007-13
12	Sara Cox (England)	2015-22
10	Nicky Inwood (New Zealand)	2007-14
9	Claire Hodnett (England)	2012-17
8	Helen O'Reilly (Ireland)	2013-17
8	Sherry Trumbull (Canada)	2012-16

RED CARDS ISSUED (7)

Robert MacKinnon (Scotland) sent off Corinne Devroute (France v Wales 2006)

Greg Garner (England) sent off Louise Rickard (Wales v Ireland 2007)

Alan Rogan (Ireland) sent off Lucie Canal (France v England 2010)

Graham Cooper (Australia) sent off Katy Daley-McLean (England v Italy 2017)

Ian Tempest (England) sent off Romane Menager (France v Ireland 2019)

Clara Munarini (Italy) sent off Molly Wright (Scotland v England 2021)

Amber McLachlan (Australia) sent off Sene Naoupu (Ireland v England 2022)

MOST YELLOW CARDS

11	Sara Cox (England) in 12 games
10	Clare Daniels (England) in 11
10	Joy Neville (Ireland) in 7
8	Nicky Inwood (New Zealand) in 10
6	Sherry Trumbull (Canada) in 8
6	Federica Guerzoni (Italy) in 4
6	Aurélie Groizeleau (France) in 5

MOST YELLOW CARDS IN A GAME

4	Sylvie Bros (France), Scotland (2) v Wales (2) in 2011
4	Phil Connett (Wales), Ireland (1) v Scotland (3) in 2006
4	Clara Munarini (Italy), England (2) v Scotland (2) in 2021

NAME	COUNTRY	REFEREE	YC	RC	PT
M (Matthew) Aplin	Wales	3	4	-	1
T (Tim) Baker	Hong Kong	4	3	-	-
AP (Aimee) Barrett-Theron	South Africa	7	4	-	2
JDL (Jess) Beard	New Zealand	5	-	-	-
P (Patrick) Bellet	France	1	-	-	-
MB (Beatrice) Benvenuti	Italy	2	1	-	1
L (Leah) Berard	USA	6	1	-	-
C (Charlie) Beverland	Ireland	2	1	-	-
C (Christine) Bigaran	France	6	3	-	-
M (Michael) Black	Ireland	2	4	-	-
D (David) Bodilly	Wales	2	2	-	-
K (Ken) Bowen	Wales	1	-	-	-
C (Colin) Brett	Scotland	1	1	-	-
S (Sylvie) Bros	France	4	5	-	-
A (Alberto) Bruzzone	Italy	1	-	-	-
A (Alan) Campbell	Scotland	1	-	-	-
J (John) Carvill	Ireland	1	1	-	-
A (Alessandro) Cason	Italy	1	1	-	-
C (Craig) Clarke	Scotland	1	-	-	-
MC (Maggie) Cogger-Orr	New Zealand	2	-	-	-
T (Trevor) Collins	Ireland	1	-	-	-
P (Phil) Connett	Wales	1	4	-	-
G (Graham) Cooper	Australia	2	3	1	-
G (Gareth) Copsey	England	2	1	-	-
S (Sarah) Corrigan	Australia	3	2	-	-
D (Ted) Coutts	Scotland	1	2	-	1
SL (Sara) Cox	England	12	11	-	2
CL (Clare) Daniels	England	11	10	-	1
S (Sabine) Darrieux	France	1	2	-	-
S (Sean) Davey	England	1	-	-	-
H (Huw) David	Wales	2	-	-	-
H (Hollie) Davidson	Scotland	7	4	-	2
H (Haydn) Davies	Wales	1	-	-	1
W (Wayne) Davies	Wales	2	4	-	-
G (Giulio) de Santis	Italy	1	-	-	-
F (Ferdinando) de Sousa	Portugal	1	2	-	-
I (Itziar) Diez Murga	Spain	1	1	-	1
P (Paul) Dix	England	1	2	-	-
M (Mauro) Dordolo	Italy	1	3	-	-
D (Dougal) Douglas	Scotland	1	1	-	-
H (Herve) Dubes	France	1	-	-	-
G (Ger) English	Ireland	2	1	-	-
B (Brian) Fitzgerald	Ireland	1	1	-	-
B (Brendan) Fitzmaurice	England	1	-	-	-
S (Seamus) Flannery	Ireland	2	-	-	-
B (Bernd) Gabbei	Germany	1	1	-	-
S (Sean) Gallagher	Ireland	4	5	-	-
GM (Greg) Garner	England	1	2	1	-
E (Eric) Gauzins	France	2	-	-	-
G (Gary) Gordon	England	1	-	-	-
A (Aurelie) Groizeleau	France	5	6	-	1
F (Federica) Guerzoni	Italy	4	6	-	-
JG (Graeme) Hannah	Scotland	1	-	-	-
S (Steve) Harland	England	1	-	-	-
M (Mhairi) Hay	Scotland	3	5	-	-
P (Paul) Haycock	Ireland	1	-	-	-
A (Andrew) Healey	Scotland	1	-	-	-

NAME	COUNTRY	REFEREE	YC	RC	PT
I (Iain) Heard	Scotland	1	2	-	-
R (Rupert) Henderson	Scotland	1	1	-	-
J (Joyce) Henry	Canada	2	2	-	-
NE (Nigel) Higginson	England	1	-	-	-
L (Leighton) Hodges	Wales	1	1	-	-
CL (Claire) Hodnett	England	9	4	-	1
JC (John) Hogg	Scotland	1	-	-	-
R (Rachel) Horton	Australia	1	-	-	-
R (Richard) Hughes	Wales	1	-	-	-
NA (Nicky) Inwood	New Zealand	10	8	-	-
ODT (Cwengile) Jadezweni	South Africa	1	-	-	1
LA (Lauren) Jenner	New Zealand	1	-	-	-
D (David) Jones	Wales	2	-	-	-
H (Huw) Jones-Williams	England	1	-	-	-
J (Jose) Juega	Spain	2	3	-	-
D (David) Keane	Ireland	1	3	-	-
M (Marshall) Kilgore	Ireland	1	-	-	-
C (Colin) Kirkhouse	Wales	1	1	-	-
RMC (Rowan) Kitt	England	1	-	-	-
P (Paul) Knowles	England	1	-	-	-
S (Sabin) Kortabarria Ugaldea	Spain	4	5	-	1
B (Bruce) Kuklinski	Canada	1	3	-	-
R (Rose) LaBreche	Canada	3	3	-	-
L (Laurent) Lavin	France	1	2	-	-
SN (Steve) Lee	England	1	-	-	-
M (Marie) Lematte	France	3	4	-	-
HF (Huw F.) Lewis	Wales	2	-	-	-
T (Terry) McCartney	Ireland	1	-	-	-
R (Robert) MacKinnon	Scotland	1	1	1	-
A (Amber) McLachlan	Australia	3	4	1	1
B (Brian) MacNeice	Ireland	1	2	-	-
RM (Rebecca) Mahoney	New Zealand	1	-	-	-
S (Sean) Mallon	Netherlands	1	-	-	-
S (Stefano) Mancini	Italy	1	-	-	-
S (Stefano) Marrama	Italy	1	-	-	-
J (James) Matthew	Scotland	1	2	-	-
D (Dermot) Moloney	Ireland	1	-	-	-
A (Alain) Monteux	France	1	2	-	-
CB (Chuck) Muir	Scotland	1	-	-	-
C (Clara) Munarini	Italy	5	5	1	1
JM (Joy) Neville	Ireland	7	10	-	-
D (Dale) Newitt	England	1	2	-	-
A (Alhambra) Nieves Gonzalez	Spain	5	5	-	2
N (Nikki) O'Donnell	England	4	4	-	-
E (Eanna) O'Dowd	Ireland	1	1	-	-
H (Helen) O'Reilly	Ireland	8	5	-	2
N (Neil) Paterson	Scotland	1	1	-	1
M (Mark) Patton	Ireland	1	-	-	1
J (Jonathan) Peak	Ireland	1	-	-	-
P (Patrick) Pechambert	France	1	2	-	-
A (Amy) Pernet	Australia	6	4	-	-
L (Laura) Pettingale	England	1	-	-	-
R (Richard) Phillips	England	1	1	-	-
JM (Jean-Marie) Piraveau	France	1	1	-	-
S (Stephan) Pomarede	France	1	3	-	-
D (Daniel) Pruvot	France	1	-	-	-

NAME	COUNTRY	REFEREE	VC	RC	PT
P (Pierre) Ramon	France	1	-	-	-
JL (Jean-Luc) Rebolal	France	1	-	-	-
S (Simon) Rees	Wales	1	1	-	-
DD (Dean) Richards	England	1	-	-	-
LAG (Llyr) Roberts	England	2	-	-	-
K (Kat) Roche	USA	2	2	-	-
A (Alan) Rogan	Ireland	2	-	1	-
S (Stefano) Roscini	Italy	1	-	-	-
C (Cammy) Rudkin	Scotland	2	2	-	-
C (Charles) Samson	Scotland	1	-	-	-
C (Colin) Saunders	Wales	1	-	-	1
C (Chris) Sharp	England	1	-	-	-
AN (Andrea) Spadoni	Italy	1	1	-	-
C (Colin) Stanley	Ireland	1	-	-	-
S (Sarah) Stanley	England	1	-	-	-
J (John) Steele	Scotland	1	-	-	-
DD (Dana) Teagarden	USA	2	2	-	-
IS (Ian) Tempest	England	4	2	1	1
C (Clayton) Thomas	Wales	2	-	-	-
S (Stefano) Traversi	Italy	1	-	-	-
S (Sherry) Trumbull	Canada	8	6	-	-
AD (Andrea) Ttofa	England	1	1	-	-
S (Stuart) Turnbull	England	1	1	-	-
I (I) Valentine		1	-	-	-
M (Maurizio) Vancini	Italy	2	-	-	-
M (Marlize) van der Merwe	South Africa	1	-	-	-
F (Felix) Villegas Casado	Spain	1	1	-	-
D (Dave) Walker	Scotland	1	2	-	-
K (Kevin) White	Scotland	1	2	-	-
TJ (Tim) Wigglesworth	England	1	-	-	-
C (Chris) Williams	Wales	1	1	-	-
NH (Nigel) Williams	Wales	1	-	-	1
G (Grant) Wilson	Scotland	1	-	-	-
M (Mark) Wilson	England	1	1	-	-
D (Des) Wood	Ireland	2	-	-	-
JRS (Juliette) Zussman	Canada	1	1	-	-

SIX NATIONS HEAD TO HEADS



ENGLAND
CHAMPIONS 2022

INDEX

ENGLAND

FRANCE

IRELAND

ITALY

SCOTLAND

WALES

OFFICIALS

HEAD TO
HEADS

RECORDS

2022 IN
DETAIL



WALES V IRELAND

Sat 25 Mar, 14:15, Cardiff



PREVIOUS SIX NATIONS ENCOUNTERS													
WALES					MATCH RESULT				IRELAND				
VENUE	T	C	PG	DG	WAL	YEAR	IRE	T	C	PG	DG	VENUE	
	1	1	2	-	13	2002	9	-	-	3	-	Thomond Park, Limerick	
Cardiff Arms Park	3	1	-	-	17	2003	0	-	-	-	-		
	2	2	-	-	14	2004	13	2	-	1	-	Thomond Park, Limerick	
Cardiff Arms Park	-	-	2	-	6	2005	11	1	-	2	-		
	1	-	3	-	14	2006	7	1	1	-	-	Energia Park, Donnybrook	
Maes Gwyn, Taffs Well	1	1	1	-	10	2007	5	1	-	-	-		
	1	1	4	-	19	2008	10	2	-	-	-	Templeville Road, Dublin	
Maes Gwyn, Taffs Well	2	-	1	-	13	2009	10	1	1	1	-		
	-	-	1	-	3	2010	18	3	-	1	-	Milltown House, Ashbourne	
Pandy Park, Cross Keys	2	1	1	-	15	2011	14	2	2	-	-		
	-	-	-	-	0	2012	36	6	3	-	-	Milltown House, Ashbourne	
Talbot Athletic Ground, Aberavon	1	1	1	-	10	2013	12	2	1	-	-		
	-	-	2	-	6	2014	14	1	-	3	-	Milltown House, Ashbourne	
St Helen's, Swansea	-	-	-	-	0	2015	20	2	2	2	-		
	-	-	1	-	3	2016	21	2	1	3	-	Energia Park, Donnybrook	
Cardiff Arms Park	1	1	-	-	7	2017	12	2	1	-	-		
	2	1	-	-	12	2018	35	5	5	-	-	Energia Park, Donnybrook	
Cardiff Arms Park	4	2	-	-	24	2019	5	1	-	-	-		
	2	1	-	-	12	2020	31	5	2	-	-	Energia Park, Donnybrook	
Cardiff Arms Park	-	-	-	-	0	2021	45	7	5	-	-		
	5	5	1	-	27	2022	19	3	2	-	-	RDS Arena, Dublin	
	28	18	20	0	225	Totals	347	49	26	16	0		

WIN DRAW

COMPARING THE NATIONS													
WALES					HEAD TO HEAD				IRELAND				
	P	W	D	L	WaW	D	IrW	P	W	D	L		
All Tests	219	83	4	132	20	0	11	190	75	1	114	All Tests	
Six Nations	106	37	2	67	10	0	11	104	47	0	57	Six Nations	
in Wales	90	37	2	51	8	0	5	13	5	0	8	in Wales	

TOP PERFORMERS								
MOST APPEARANCES			MOST POINTS			MOST TRIES		
APPS	NAME (W/D/L)	PTS	NAME (starts + reps)	TRIES	NAME (starts + reps)			
11+1	Fiona Coghlan (5/0/7)	61	Niamh Briggs (9)	4	Joy Neville (10)			
8+4	Jenny Davies (6/0/6)	46	Non Evans (5)	4	Gill Bourke (5+2)			
11	Lynne Cantwell (4/0/7)	25	Hannah Tyrnell (3+1)	4	Beibhinn Parsons (3+1)			
11	Claire Molloy (9/0/2)	20	Joy Neville (10)	3	Non Evans (5)			
10	Joy Neville (4/0/6)	20	Gill Bourke (5+2)	3	Hannah Tyrnell (3+1)			
8+2	Elinor Snowsill (3/0/7)	20	Beibhinn Parsons (3+1)	3	Sene Naoupu (6+1)			
9	Niamh Briggs (7/0/2)	15	Naomi Thomas (8)	3	Sophie Spence (6)			
9	Elen Evans (3/0/6)	15	Robyn Wilkins (5+3)					
7+2	Sioned Harries (2/0/7)	15	Sene Naoupu (6+1)					
9	Jamie Kift (7/0/2)	15	Sophie Spence (6)					
8+1	Rachel Taylor (3/0/6)	11	Awen Thomas (4+1)					
7+2	Catrin Edwards (4/0/5)							



ENGLAND V SCOTLAND

Sat 25 Mar, 16:45, Newcastle



PREVIOUS SIX NATIONS ENCOUNTERS

ENGLAND					MATCH RESULT			SCOTLAND					VENUE
VENUE	T	C	PG	DG	ENG	YEAR	SCO	T	C	PG	DG	VENUE	
Athletic Ground, Richmond	5	4	2	-	39	2001	0	-	-	-	-		
	5	2	2	-	35	2002	8	1	-	-	1	Halhill, Dunbar	
Twickenham Stoop	5	3	-	-	31	2003	0	-	-	-	-		
	3	1	1	-	20	2004	7	1	1	-	-	Netherdale, Galashiels	
Twickenham Stadium	4	1	-	-	22	2005	10	1	1	1	-		
	4	1	-	-	22	2006	5	1	-	-	-	BT Murrayfield	
Woolams, St Albans	10	5	-	-	60	2007	0	-	-	-	-		
	6	2	-	-	34	2008	5	1	-	-	-	Meggetland, Edinburgh	
Old Deer Park, London	12	6	-	-	72	2009	3	-	-	1	-		
	9	3	-	-	51	2010	0	-	-	-	-	Meggetland, Edinburgh	
Twickenham Stadium	15	7	-	-	89	2011	0	-	-	-	-		
	9	1	-	-	47	2012	0	-	-	-	-	Howthornden, Lasswade	
Molesey Road, Esher	12	8	-	-	76	2013	0	-	-	-	-		
	11	4	-	-	63	2014	0	-	-	-	-	Rubislaw, Aberdeen	
Northern Echo Arena, Darlington	8	1	-	-	42	2015	13	1	1	2	-		
	5	2	1	-	32	2016	0	-	-	-	-	Broadwood Stadium, Cumbernauld	
Twickenham Stoop	12	2	1	-	64	2017	0	-	-	-	-		
	7	4	-	-	43	2018	8	1	-	1	-	Scotstoun Stadium, Glasgow	
Twickenham Stadium	12	10	-	-	80	2019	0	-	-	-	-		
	8	5	1	-	53	2020	0	-	-	-	-	BT Murrayfield	
Castle Park, Doncaster	8	5	-	-	52	2021	10	1	1	1	-		
	9	6	-	-	57	2022	1	-	-	-	-	DAM Health Stadium, Edinburgh	
Totals	179	83	7	0	1084	Totals	70	8	4	6	1		

WIN DRAW

COMPARING THE NATIONS

ENGLAND					HEAD TO HEAD			SCOTLAND					
	P	W	D	L	EnW	D	ScW	P	W	D	L		
All Tests	296	251	3	42	29	0	2	216	82	2	132	All Tests	
Six Nations	107	95	0	12	22	0	0	105	23	2	80	Six Nations	
in England	117	109	1	7	13	0	0	18	1	0	17	in England	

TOP PERFORMERS

MOST APPEARANCES		MOST POINTS		MOST TRIES	
APPS	NAME (W/D/L)	PTS	NAME (starts + reps)	TRIES	NAME (starts + reps)
10+2	Sarah Hunter (12/0/0)	81	Emily Scarratt (10)	8	Emily Scarratt (10)
8+4	Heather Lockhart (0/0/12)	80	Katy Daley-McLean (8+3)	8	Nolli Waterman (4+2)
8+3	Rochelle Clark (11/0/0)	40	Nolli Waterman (4+2)	8	Kat Merchant (5)
8+3	Katy Daley-McLean (11/0/0)	40	Kat Merchant (5)	8	Kay Wilson (3+1)
10	Emily Scarratt (10/0/0)	40	Kay Wilson (3+1)	7	Sarah Hunter (10+2)
5+5	Amy Garnett (10/0/0)	35	Sarah Hunter (10+2)	6	Charlotte Barras (3+1)
8+1	Emma Wassell (0/0/9)	33	Amber Reed (5+3)	5	Rochelle Clark (8+3)
		33	Shelley Rae (4+1)	5	Marlie Packer (5+2)
		30	Charlotte Barras (3+1)	5	Michaela Staniford (3+2)
		25	Rochelle Clark (8+3)	For Scotland	
		25	Marlie Packer (5+2)	2	Lucy Millard (6)
		25	Michaela Staniford (3+2)		
For Scotland					
		10	Lucy Millard (6)		
		7	Paula Chalmers (6)		



ITALY V FRANCE

Sun 26 Mar, 16:00, Parma



PREVIOUS SIX NATIONS ENCOUNTERS

ITALY		MATCH RESULT						FRANCE				
VENUE	T	C	PG	DG	ITA	YEAR	FRA	T	C	PG	DG	VENUE
Stadio Pozzi La Mamma, Biella	2	2	1	-	17	2007	37	5	3	2	-	
	-	-	2	-	6	2008	35	5	5	-	-	Georges Pompidou, Valence
Stadio Primo Nebiolo, Torino	1	1	1	-	10	2009	14	2	2	-	-	
	2	2	-	-	14	2010	45	7	5	-	-	GGL Stadium, Montpellier
Stadio Pacevecchia, Benevento	2	2	2	-	20	2011	28	3	2	3	-	
	-	-	-	-	0	2012	32	5	2	1	-	Stade Emile Pons, Riom
Giulio e Silvio Pagani, Rovato	1	1	2	-	13	2013	12	2	1	-	-	
	-	-	-	-	0	2014	29	5	2	-	-	Stade Ernest-Angeles, Bagnac
Nuovi Impianti, Badia Polesine	3	1	-	-	17	2015	12	2	1	-	-	
	-	-	-	-	0	2016	39	6	3	1	-	Marcel Verchere, Bourg-en-Bresse
Stadio Sergio Lanfranchi, Parma	1	-	-	-	5	2017	28	4	1	2	-	
	-	-	-	-	0	2018	57	8	7	1	-	Stade Armand Cesari, Furlani
Stadio Plebiscito, Padova	4	1	3	-	31	2019	12	2	1	-	-	
	1	1	1	-	10	2020	45	6	5	1	-	Stade Beaublanc, Limoges
Cancelled	-	-	-	-	-	2021	-	-	-	-	-	Cancelled
	-	-	2	-	6	2022	39	5	4	2	-	Stade des Alpes, Grenoble
	17	11	14	0	149	Totals	464	67	44	13	0	

WIN DRAW

COMPARING THE NATIONS

ITALY		HEAD TO HEAD						FRANCE				
	P	W	D	L	ItW	D	F+W	P	W	D	L	
All Tests	178	65	4	109	5	1	21	259	177	5	77	All Tests
Six Nations	77	23	2	52	3	0	12	107	80	1	26	Six Nations
in Italy	67	30	4	33	7	1	8	18	11	1	6	in Italy

TOP PERFORMERS

MOST APPEARANCES		MOST POINTS		MOST TRIES	
APPS	NAME (W/D/L)	PTS	NAME (starts + reps)	TRIES	NAME (starts + reps)
12+2	Sara Barattin (3/0/11)	50	Jessy Tremouliere (6+3)	4	Sandrine Agricole (5+1)
12	Manuela Furlan (3/0/9)	42	Veronica Schiavon (10)	4	Caroline Ladagnous (6)
9+1	Lucia Cai (3/0/7)	28	Auriele Bailon (3+1)	4	Cyrielle Banet (2)
10	Veronica Schiavon (2/0/8)	23	Sandrine Agricole (5+1)	3	Elodie Poublan (8)
6+3	Jessy Tremouliere (6/0/3)	22	Michela Sillari (9)	3	Audrey Forlani (6+1)
8+1	Melissa Bettoni (3/0/6)	21	Estelle Sartini (2)	For Italy	
9	Elisa Cucchiella (1/0/8)	20	Caroline Ladagnous (6)	2	Manuela Furlan (12)
8+1	Michela Este (2/0/7)	20	Cyrielle Banet (2)	2	Flavia Severin (8)
9	Silvia Gaudino (2/0/7)	17	Audrey Abadie (2+1)	2	Sofia Stefan (8)
9	Michela Sillari (3/0/6)	15	Elodie Poublan (8)	2	Maria Magatti (6+2)
		15	Audrey Forlani (6+1)	2	Licia Stefan (4)
		11	Christelle le Duff (4)		



IRELAND V FRANCE

Sat 1 Apr, 15:15, Cork



PREVIOUS SIX NATIONS ENCOUNTERS												
IRELAND					MATCH RESULT			FRANCE				
VENUE	T	C	PG	DG	IRE	YEAR	FRA	T	C	PG	DG	VENUE
Castle Avenue, Clontarf	-	-	-	-	0	2001	53	9	4	-	-	
	-	-	-	-	0	2002	46	8	3	-	-	Stade Municipal, Melun
Thomond Park, Limerick	-	-	-	-	0	2003	20	3	1	1	-	
	1	-	-	-	5	2004	22	3	2	1	-	Savigny-sur-Orge
Templeville Road, Dublin	-	-	-	-	0	2005	34	5	3	1	-	
	-	-	-	-	0	2006	32	5	2	1	-	Stade Sapiac, Montauban
Templeville Road, Dublin	2	-	-	-	10	2007	13	2	-	1	-	
	2	2	1	-	17	2008	26	4	3	-	-	Michel Hidalgo, Saint-Gratien
Milltown House, Ashbourne	1	1	-	-	7	2009	5	1	-	-	-	
	-	-	3	-	9	2010	19	3	2	-	-	Stade des Allées Jean Leroi, Blois
Milltown House, Ashbourne	2	1	-	-	12	2011	14	1	-	3	-	
	1	1	-	-	7	2012	8	1	-	1	-	Stade du Hameau, Pau
Milltown House, Ashbourne	2	1	1	-	15	2013	10	1	1	1	-	
	2	1	1	-	15	2014	19	3	2	-	-	Stade du Hameau, Pau
Milltown House, Ashbourne	1	-	-	-	5	2015	10	1	1	1	-	
	-	-	2	-	6	2016	18	2	1	2	-	Stade Aime Girat, Perpignan
Enenia Park, Donnybrook	1	1	2	-	13	2017	10	1	1	1	-	
	-	-	-	-	0	2018	24	4	2	-	-	Stade Ernest Wallon, Toulouse
Enenia Park, Donnybrook	3	1	-	-	17	2019	47	7	6	-	-	
Cancelled						2020						Cancelled
Enenia Park, Donnybrook	2	1	1	-	15	2021	56	8	4	2	-	
	1	-	-	-	5	2022	40	6	2	2	-	Stade Ernest Wallon, Toulouse
	21	10	11	0	158	Totals	526	78	40	18	0	

WIN DRAW

COMPARING THE NATIONS												
	IRELAND				HEAD TO HEAD			FRANCE				
	P	W	D	L	Ir-W	D	Fr-W	P	W	D	L	
All Tests	190	75	1	114	3	1	26	259	177	5	77	All Tests
Six Nations	104	47	0	57	3	0	18	107	80	1	26	Six Nations
in Ireland	78	33	0	45	3	0	11	18	14	0	4	in Ireland

TOP PERFORMERS												
MOST APPEARANCES			MOST POINTS				MOST TRIES					
APPS	NAME (W/D/L)	PTS	NAME (starts + reps)	TRIES	NAME (starts + reps)							
11+1	Fiona Coghlan (2/0/10)	57	Estelle Sartini (8)	5	Delphine Plantet (7)							
10+2	Claire Molloy (3/0/9)	44	Niamh Briggs (9+1)	5	Caroline Boujard (5)							
11	Lynne Cantwell (2/0/9)	33	Jessy Tremouliere (5+3)	4	Stephanie Provost (6)							
5+5	Laetitia Salles (8/0/2)	25	Sandrine Agricole (9)	4	Annabel Donnadieu (2)							
9+1	Niamh Briggs (2/0/8)	25	Delphine Plantet (7)	3	Christelle le Duff (5+4)							
9	Sandrine Agricole (8/0/1)	25	Caroline Boujard (5)	3	Caroline Ladagnon (7)							
5+4	Christelle le Duff (8/0/1)	22	Caroline Drouin (2)	3	Catherine de Villiers (5)							
5+4	Grace Davitt (2/0/7)	20	Stephanie Provost (6)	3	Cyrille Banet (3)							
9	Joy Neville (2/0/7)	20	Annabel Donnadieu (2)	For Ireland								
5+3	Gaelle Mignot (6/0/2)	15	Christelle le Duff (5+4)	2	Niamh Briggs (9+1)							
5+3	Jessy Tremouliere (6/0/2)	15	Caroline Ladagnon (7)	2	Fiona Coghlan (11+1)							
8	Estelle Sartini (8/0/0)	15	Catherine de Villiers (5)	2	Claire Molloy (10+2)							
7+1	Gill Bourke (2/0/6)	15	Cyrille Banet (3)	2	Gill Bourke (7+)							
8	Marie-Louise Reilly (2/0/6)			2	Allis Egan (6)							
8	Sarah Jane Belton (0/0/8)											
8	Jo O'Sullivan (1/0/7)											



SCOTLAND V WALES

Sat 1 Apr, 17:30, Edinburgh



PREVIOUS SIX NATIONS ENCOUNTERS

SCOTLAND					MATCH RESULT			WALES				
VENUE	T	C	PG	DG	SCO	YEAR	WAL	T	C	PG	DG	VENUE
Meggetland, Edinburgh	4	1	-	-	22	2001	0	-	-	-	-	
	5	3	-	-	31	2002	3	-	-	1	-	Stradey Park, Llanelli
Meadowbank, Edinburgh	-	-	3	-	9	2003	8	1	-	1	-	
	5	1	1	-	30	2004	10	1	1	1	-	Cardiff Arms Park
BT Murrayfield	3	2	1	-	22	2005	5	1	-	-	-	
	-	-	-	-	0	2006	5	1	-	-	-	University of Glamorgan
Halhill, Dunbar	-	-	-	-	0	2007	10	1	1	1	-	
	-	-	2	-	6	2008	23	2	2	3	-	Maes Gwyn, Taffs Well
Howthornden, Lasswade	1	1	1	-	10	2009	31	3	2	4	-	
	2	1	-	-	12	2010	28	4	4	-	-	Brewery Field, Bridgend
Burnbrae, Glasgow	2	1	-	-	12	2011	41	6	1	3	-	
	-	-	-	-	0	2012	20	4	-	-	-	Pandy Park, Cross Keys
Scotstoun Stadium, Glasgow	-	-	-	-	0	2013	13	2	-	1	-	
	-	-	-	-	0	2014	25	4	1	1	-	Talbot Athletic Ground, Aberavon
Broadwood Stadium, Cumbernauld	-	-	1	-	3	2015	39	5	4	2	-	
	1	1	1	-	10	2016	23	3	1	2	-	The Gnoll, Neath
Broadwood Stadium, Cumbernauld	2	1	1	-	15	2017	14	2	2	-	-	
	3	1	-	-	17	2018	18	3	-	1	-	Stadiwm Zip World, Colwyn Bay
Scotstoun Stadium, Glasgow	3	-	-	-	15	2019	17	2	2	1	-	
Cancelled						2020						Cancelled
Scotstoun Stadium, Glasgow	4	2	1	-	27	2021	20	2	2	2	-	
	3	2	-	-	19	2022	24	4	2	0	-	Cardiff Arms Park
TOTALS	38	17	12	0	260	Totals	377	51	25	24	0	

WIN DRAW

COMPARING THE NATIONS

SCOTLAND					HEAD TO HEAD			WALES				
	P	W	D	L	SoW	D	WaW	P	W	D	L	
All Tests	216	82	2	132	15	0	20	219	83	4	132	All Tests
Six Nations	105	23	2	80	7	0	14	106	37	2	67	Six Nations
in Scotland	88	32	1	55	7	0	9	20	11	0	9	in Scotland

TOP PERFORMERS

MOST APPEARANCES		MOST POINTS		MOST TRIES	
APPS	NAME (W/D/L)	PTS	NAME (starts + reps)	TRIES	NAME (starts + reps)
7+4	Heather Lockhart (1/0/10)	52	Non Evans (8)	4	Stoned Harries (7+1)
8+2	Jenny Davies (9/0/1)	29	Paula Chalmers (6)	3	Non Evans (8)
7+2	Louise Dalglish (1/0/3)	28	Robyn Wilkins (5+3)	3	Elen Evans (8)
8+1	Catrin Edwards (6/0/3)	20	Stoned Harries (7+1)	3	Carys Phillips (7+1)
7+2	Elinor Snowsill (8/0/1)	16	Sarah Gill (2+1)	3	Lucy Millard (7)
8+1	Louise Rickard (4/0/5)	15	Elen Evans (8)	3	Chloe Rollic (6)
		15	Carys Phillips (7+1)	3	Rhona Lloyd (5)
		15	Lucy Millard (7)	3	Beth Macleod (3+2)
		15	Chloe Rollic (6)	3	Caryl James (4)
		15	Rhona Lloyd (5)		
		15	Beth Macleod (3+2)		
		15	Caryl James (4)		
		14	Laurie Harries (1+1)		



ENGLAND V ITALY

Sun 2 Apr, 15:00, Northampton



PREVIOUS SIX NATIONS ENCOUNTERS

ENGLAND					MATCH RESULT			ITALY					VENUE
VENUE	T	C	PG	DG	ENG	YEAR	ITA	T	C	PG	DG		
Twickenham Stadium	3	1	2	-	23	2007	0	-	-	-	-		
	12	8	-	-	76	2008	6	-	-	1	1	Stadio Tre Fontane, Roma	
Old Deer Park, London	11	7	-	-	69	2009	13	1	1	2	-		
	7	3	-	-	41	2010	0	-	-	-	-	Nando Capra, Noceto	
Molesey Road, Esher	11	5	1	-	68	2011	5	1	-	-	-		
	7	4	-	-	43	2012	3	-	-	1	-	Carlo Androne, Recco	
Molesey Road, Esher	6	2	-	-	34	2013	0	-	-	-	-		
	4	2	-	-	24	2014	0	-	-	-	-	Giulio e Silvio Paganì, Rovato	
Twickenham Stoop	6	3	1	-	39	2015	7	1	1	-	-		
	5	4	-	-	33	2016	24	4	2	-	-	Stadio Gino Plettoni, Ivrea	
Twickenham Stoop	5	2	-	-	29	2017	15	3	-	-	-		
	7	2	1	-	42	2018	7	1	1	-	-	Stadio Mirabello, Reggio nell'Emilia	
Sandy Park, Exeter	9	5	-	-	55	2019	0	-	-	-	-		
	8	7	-	-	54	2020	0	-	-	-	-	Stadio Sergio Lanfranchi, Parma	
	9	8	2	-	67	2021	3	-	-	1	-	Stadio Plebiscito, Padova	
	12	7	-	-	74	2022	0	-	-	-	-	Stadio Sergio Lanfranchi, Parma	
	122	70	7	0	771	Totals	83	11	5	5	1		

WIN DRAW

COMPARING THE NATIONS

ENGLAND					HEAD TO HEAD			ITALY				
	P	W	D	L	EnW	D	ItW	P	W	D	L	
All Tests	296	251	3	42	23	0	0	178	65	4	109	All Tests
Six Nations	107	95	0	12	16	0	0	77	23	2	52	Six Nations
in England	117	109	1	7	9	0	0	12	0	0	12	in England

TOP PERFORMERS

MOST APPEARANCES		MOST POINTS		MOST TRIES	
APPS	NAME (W/D/L)	PTS	NAME (starts + reps)	TRIES	NAME (starts + reps)
12+3	Sara Barattin (1/0/14)	85	Emily Scarratt (9+1)	8	Emily Scarratt (9+1)
13+1	Manuela Furian (1/0/13)	62	Katy Daley-McLean (6+6)	6	Vicky Fleetwood (5+3)
6+6	Katy Daley-McLean (12/0/0)	30	Vicky Fleetwood (5+3)	6	Nolli Waterman (5)
9+2	Sarah Hunter (10/0/1)	30	Nolli Waterman (5)	5	Sarah Hunter (9+2)
9+2	Melissa Bettoni (1/0/10)	25	Sarah Hunter (9+2)	4	Abbie Scott (Ward) (6)
10+1	Lucia Gai (1/0/10)	20	Abbie Scott (Ward) (6)	4	Sarah Bern (3+2)
10+1	Michela Sillari (1/0/10)	20	Sarah Bern (3+2)	4	Kat Merchant (3+1)
9+1	Rochelle Clark (10/0/0)	20	Kat Merchant (3+1)	4	Charlotte Barras (2+1)
9+1	Emily Scarratt (9/0/1)	20	Charlotte Barras (2+1)	4	Fiona Pocock (2)
9+1	Sofia Stefan (1/0/9)	20	Fiona Pocock (2)	For Italy	
8+2	Paola Zanginolami (0/0/10)	18	Veronica Schiavon (8+1)	2	Sofia Stefan (8+1)
		16	Helena Rowland (2+1)		



WALES V ENGLAND

Sat 15 Apr, 14:15, Cardiff



PREVIOUS SIX NATIONS ENCOUNTERS

WALES		MATCH RESULT					ENGLAND					VENUE
VENUE	T	C	PG	DG	WAL	YEAR	ENG	T	C	PG	DG	
Rodney Parade, Newport	-	-	-	-	0	2001	18	2	1	2	-	
	-	-	-	-	0	2002	40	6	5	-	-	Old Deer Park, London
Cardiff Arms Park	1	1	-	-	7	2003	69	11	7	-	-	
	-	-	1	-	3	2004	53	9	4	-	-	Twickenham Stoop
Cardiff Arms Park	-	-	-	-	0	2005	81	13	8	-	-	
	2	1	1	-	15	2006	38	6	1	2	-	Woolams, St Albans
Maes Gwyn, Taffs Well	-	-	-	-	0	2007	30	4	2	2	-	
	-	-	-	-	0	2008	55	9	5	-	-	The Avenue, Sunbury-on-Thames
Maes Gwyn, Taffs Well	2	-	2	-	16	2009	15	2	1	1	-	
	-	-	-	-	0	2010	31	5	3	-	-	Molesey Road, Esher
Pandy Park, Cross Keys	-	-	-	-	0	2011	19	3	2	-	-	
	-	-	-	-	0	2012	33	6	-	1	-	Twickenham Stadium
Talbot Athletic Ground, Aberavon	2	-	2	-	16	2013	20	3	1	1	-	
	-	-	1	-	3	2014	35	5	2	2	-	Twickenham Stoop
St Helen's, Swansea	2	-	1	-	13	2015	0	-	-	-	-	
	2	-	1	-	13	2016	20	2	2	2	-	Twickenham Stoop
Cardiff Arms Park	-	-	-	-	0	2017	63	11	4	-	-	
	-	-	-	-	0	2018	52	8	6	-	-	Twickenham Stoop
Cardiff Arms Park	2	1	-	-	12	2019	51	9	3	-	-	
	1	-	-	-	7	2020	66	10	8	-	-	Twickenham Stoop
no game						2021						no game
	1	-	-	-	5	2022	58	10	4	-	-	Kingsholm, Gloucester
	15	3	9	0	110	Totals	847	134	69	13	0	

WIN DRAW

COMPARING THE NATIONS

	WALES				HEAD TO HEAD			ENGLAND				
	P	W	D	L	WaW	D	EnW	P	W	D	L	
All Tests	219	83	4	132	2	0	37	296	251	3	42	All Tests
Six Nations	106	37	2	67	2	0	19	107	95	0	12	Six Nations
in Wales	90	37	2	51	2	0	15	21	18	0	3	in Wales

TOP PERFORMERS

MOST APPEARANCES		MOST POINTS		MOST TRIES	
APPS	NAME (W/D/L)	PTS	NAME (starts + reps)	TRIES	NAME (starts + reps)
11+3	Rochelle Clark (12/0/2)	64	Emily Scarratt (8)	6	Emily Scarratt (8)
8+3	Sarah Hunter (11/0/0)	56	Katy Daley-McLean (10)	6	Nicki Jupp (3)
8+3	Tamara Taylor (10/0/1)	40	Karen Andrew (4+2)	5	Sarah Hunter (8+3)
8+3	Jenny Davies (2/0/9)	30	Nicki Jupp (3)	5	Nolli Waterman (5+1)
10	Katy Daley-McLean (9/0/1)	27	Charlotte Barras (3)	5	Poppy Cleall (4+2)
9+1	Elen Evans (1/0/9)	25	Sarah Hunter (8+3)	4	Katy Daley-McLean (10)
7+2	Rachael Burford (9/0/0)	25	Nolli Waterman (5+1)	4	Michaela Staniford (4+2)
7+2	Amy Garnett (8/0/1)	25	Poppy Cleall (4+2)	4	Selena Rudge (3+2)
9	Amy Day (2/0/7)	For Wales		4	Lydia Thompson (4)
8+1	Rachel Taylor (2/0/7)	18	Robyn Wilkins (7+1)	4	Paula George (4)
9	Catrin Edwards (1/0/8)	18	Non Evans (7)	4	Jess Breach (2)
8+1	Elinor Snowsill (1/0/8)	For Wales			
8+1	Mel Berry (1/0/8)			2	Robyn Wilkins (7+1)



ITALY V IRELAND

Sat 15 Apr, 17:45, Parma



PREVIOUS SIX NATIONS ENCOUNTERS

ITALY		MATCH RESULT					IRELAND					VENUE
VENUE	T	C	PG	DG	ITA	YEAR	IRE	T	C	PG	DG	
Stadio Tre Fontane, Roma	-	-	4	-	12	2007	17	3	1	-	-	
	-	-	-	-	0	2008	19	3	2	-	-	Templeville Road, Dublin
Maurizio Natali, Colleferro	3	1	-	-	17	2009	35	5	2	2	-	
	1	-	-	-	5	2010	22	3	2	-	1	Milltown House, Ashbourne
Mario Battaglini, Rovigo	1	-	-	-	5	2011	26	4	-	2	-	
	1	1	-	1	10	2012	40	6	5	-	-	Milltown House, Ashbourne
Campo Sportivo, Parabiago	-	-	1	-	3	2013	6	-	-	2	-	
	-	-	-	-	0	2014	39	5	4	2	-	Aviva Stadium
Stadio Ruffino, Firenze	1	-	-	-	5	2015	30	5	1	1	-	
	-	-	1	-	3	2016	14	2	2	-	-	Energia Park, Donnybrook
Stadio Tommaso Fattori, L'Aquila	-	-	1	-	3	2017	27	4	2	1	-	
	1	-	1	-	8	2018	21	3	3	-	-	Energia Park, Donnybrook
Stadio Sergio Lanfranchi, Parma	4	3	1	-	29	2019	27	4	2	1	-	
	1	1	-	-	7	2020	21	3	2	-	-	Energia Park, Donnybrook
	1	-	-	-	5	2021	25	4	1	1	-	Aviva Stadium
	1	-	1	-	8	2022	29	5	2	-	-	Musgrave Park, Cork
	15	6	10	1	120	Totals	398	59	31	12	1	

WIN DRAW

COMPARING THE NATIONS

	ITALY				HEAD TO HEAD			IRELAND				
	P	W	D	L	ItW	D	Ir-W	P	W	D	L	
All Tests	178	65	4	109	2	0	19	190	75	1	114	All Tests
Six Nations	77	23	2	52	1	0	15	104	47	0	57	Six Nations
in Italy	67	30	4	33	1	0	7	10	7	0	3	in Italy

TOP PERFORMERS

MOST APPEARANCES		MOST POINTS		MOST TRIES	
APPS	NAME (W/D/L)	PTS	NAME (starts + reps)	TRIES	NAME (starts + reps)
14+1	Sara Barattin (1/0/14)	72	Niamh Briggs (9+1)	3	Claire Molloy (10+1)
14	Manuela Furlan (1/0/13)	20	Michela Sillari (10)	3	Melissa Bettoni (10+1)
10+1	Claire Molloy (10/0/1)	19	Veronica Schiavon (8)	3	Paula Fitzpatrick (3+3)
10+1	Melissa Bettoni (1/0/10)	15	Claire Molloy (10+1)	3	Joy Neville (5)
10+1	Lucia Gai (1/0/10)	15	Melissa Bettoni (10+1)	3	Jenny Murphy (2+2)
6+5	Sofia Stefan (1/0/10)	15	Paula Fitzpatrick (3+3)	3	Niamh Kavanagh (3)
9+1	Niamh Briggs (10/0/0)	15	Joy Neville (5)		
10	Michela Sillari (1/0/9)	15	Jenny Murphy (2+2)		
7+3	Paola Zangirolami (0/0/10)	15	Niamh Kavanagh (3)		
9	Alison Miller (8/0/1)	11	Nora Stapleton (6+1)		
9	Elisa Cucchiella (0/0/9)				
7+2	Michela Este (0/0/9)				
9	Silvia Gaudino (0/0/9)				
8+1	Beatrice Rigoni (1/0/8)				



FRANCE V SCOTLAND

Sun 16 Apr, 16:15, Vannes



PREVIOUS SIX NATIONS ENCOUNTERS

FRANCE		MATCH RESULT					SCOTLAND					
VENUE	T	C	PG	DG	FRA	YEAR	SCO	T	C	PG	DG	VENUE
Stade de France	1	1	2	-	13	2001	0	-	-	-	-	
	1	1	4	1	22	2002	12	-	-	4	-	Arboretum Road, Inverleith
Terrain de Rugby, Evreux	1	-	3	-	14	2003	19	1	1	4	-	
	2	-	2	-	16	2004	12	2	1	-	-	BT Murrayfield
Rugby Club, Roubaix	3	2	1	-	22	2005	15	-	-	5	-	
	3	1	2	-	23	2006	3	-	-	1	-	BT Murrayfield
Stade Bout du Clos, Maurepas	3	-	1	-	18	2007	10	2	-	-	-	
	6	5	1	-	43	2008	15	2	1	1	-	Meggetland, Edinburgh
Domenique Grimaldi, Annas	4	1	1	-	25	2009	12	2	1	-	-	
	1	-	1	-	8	2010	10	2	-	-	-	Howthornden, Lasswade
Henri-Longuet, Viry-Chatillon	9	4	-	-	53	2011	3	-	-	1	-	
	4	-	1	-	23	2012	0	-	-	-	-	Bridgehaugh, Stirling
Stade Bournilot, Dijon	12	8	-	-	76	2013	0	-	-	-	-	
	11	7	-	-	69	2014	0	-	-	-	-	Howthornden, Lasswade
Henri Desgrange, La Roche-sur-Yon	7	2	1	-	42	2015	0	-	-	-	-	
	4	2	-	-	24	2016	0	-	-	-	-	Broadwood Stadium, Cumbernauld
Marcel Deflandre, La Rochelle	9	5	-	-	55	2017	0	-	-	-	-	
	4	3	-	-	26	2018	3	-	-	1	-	Scotstoun Stadium, Glasgow
Pierre Mauroy, Villeneuve-d'Ascq	7	3	-	-	41	2019	10	2	-	-	-	
	2	-	1	-	13	2020	13	1	1	2	-	Scotstoun Stadium, Glasgow
Cancelled						2021						Cancelled
	4	4	-	-	28	2022	8	1	-	1	-	Scotstoun Stadium, Glasgow
	98	49	21	1	654	Totals	145	15	5	20	0	

WIN DRAW

COMPARING THE NATIONS

	FRANCE				HEAD TO HEAD			SCOTLAND				
	P	W	D	L	Fr-W	D	Sc-W	P	W	D	L	
All Tests	259	177	5	77	22	1	5	216	82	2	132	All Tests
Six Nations	107	80	1	26	18	1	2	105	23	2	80	Six Nations
in France	106	85	0	21	11	0	2	17	13	1	3	in France

TOP PERFORMERS

MOST APPEARANCES		MOST POINTS		MOST TRIES	
APPS	NAME (W/D/L)	PTS	NAME (starts + reps)	TRIES	NAME (starts + reps)
9+3	Heather Lockhart (1/0/11)	71	Estelle Sartini (8)	8	Elodie Poublan (6+2)
10	Sandrine Agricole (8/0/2)	49	Jessy Tremouliere (7+1)	6	Julie Billes (3)
8+2	Safi N'Diaye (9/1/0)	46	Paula Chalmers (6)	5	Jessy Tremouliere (7+1)
4+6	Laetitia Salles (9/0/1)	40	Elodie Poublan (6+2)	5	Safi N'Diaye (8+2)
6+3	Christelle le Duff (7/0/2)	30	Julie Billes (3)	5	Lucy Millard (6)
9	Jade Konkol-Roberts (0/1/8)	27	Sandrine Agricole (10)	3	Sandrine Agricole (10)
		26	Aurelie Bailon (4+2)	3	Gaelle Mignot (7)
		25	Safi N'Diaye (8+2)	3	Gabrielle Vernier (1+2)
		25	Lucy Millard (6)	3	Jade Ulutule (2)
		18	Christelle le Duff (6+3)		
		15	Gaelle Mignot (7)		
		15	Gabrielle Vernier (1+2)		
		15	Jade Ulutule (2)		



IRELAND V ENGLAND

Sat 22 Apr, 14:15, Cork



PREVIOUS SIX NATIONS ENCOUNTERS

IRELAND				MATCH RESULT				ENGLAND				VENUE		
VENUE	T	C	PG	DG	IRE	YEAR	ENG	T	C	PG	DG	VENUE		
Cancelled	-	-	-	-	0	2001	79	13	7	-	-	Cancelled		
Thomond Park, Limerick	-	-	1	-	3	2002	46	8	3	-	-	Sixways, Worcester		
	2	-	-	-	10	2004	51	8	4	1	-	Twickenham Stadium		
Templeville Road, Dublin	-	-	-	-	0	2005	32	5	2	1	-			
	2	-	-	-	10	2006	39	7	2	-	-	Woolams, St Albans		
Thomond Park, Limerick	-	-	-	-	0	2007	32	5	2	1	-			
	1	1	-	-	7	2008	17	2	2	1	-	The Avenue, Sunbury-on-Thames		
Templeville Road, Dublin	1	1	2	-	13	2009	29	5	2	-	-			
	1	-	-	-	5	2010	22	4	1	-	-	Molesey Road, Esher		
Milltown House, Ashbourne	-	-	-	-	0	2011	31	5	3	-	-			
	-	-	2	-	6	2012	23	2	2	3	-	Molesey Road, Esher		
Milltown House, Ashbourne	4	1	1	-	25	2013	0	-	-	-	-			
	1	1	1	-	10	2014	17	3	1	-	-	Twickenham Stadium		
Milltown House, Ashbourne	1	-	2	-	11	2015	8	1	-	1	-			
	-	-	3	-	9	2016	13	2	-	1	-	Twickenham Stadium		
Energia Park, Donnybrook	1	1	-	-	7	2017	34	5	3	1	-			
	1	-	2	-	11	2018	33	5	4	-	-	Ricoh Arena, Coventry		
Energia Park, Donnybrook	1	-	-	-	7	2019	51	8	4	1	-			
	-	-	-	-	0	2020	27	5	1	-	-	Castle Park, Doncaster		
Cancelled	-	-	-	-	0	2021						Cancelled		
	-	-	-	-	0	2022	69	11	7	-	-	Welford Road, Leicester		
				16	5	14	0	134	Totals	653	104	50	11	0

WIN DRAW

COMPARING THE NATIONS

	IRELAND				HEAD TO HEAD			ENGLAND				
	P	W	D	L	EnW	D	Ir-W	P	W	D	L	
All Tests	190	75	1	114	2	0	29	296	251	3	42	All Tests
Six Nations	104	47	0	57	2	0	18	107	95	0	12	Six Nations
in Ireland	78	33	0	45	2	0	10	18	15	0	3	in Ireland

TOP PERFORMERS

MOST APPEARANCES		MOST POINTS		MOST TRIES	
APPS	NAME (W/D/L)	PTS	NAME (starts + reps)	TRIES	NAME (starts + reps)
9+4	Rochelle Clark (11/0/2)	73	Katy Daley-McLean (11)	5	Nicky Crawford (2+2)
11+1	Sarah Hunter (11/0/1)	47	Niamh Briggs (9)	5	Chris Diver (2)
11+1	Lynne Cantwell (1/0/11)	39	Emily Scarratt (9)	4	Maggie Alphonsi (7+1)
11	Katy Daley-McLean (10/0/1)	25	Nicky Crawford (2+2)	4	Sue Day (4+1)
11	Fiona Coghlan (1/0/10)	25	Chris Diver (2)	4	Paula George (3)
8+2	Tamara Taylor (8/0/2)	22	Karen Andrew (3+2)	For Ireland	
10	Claine Molloy (2/0/8)	20	Maggie Alphonsi (7+1)	3	Alison Miller (5+2)
10	Joy Neville (1/0/9)	20	Sue Day (4+1)	2	Joy Neville (10)
9	Emily Scarratt (9/0/0)	20	Paula George (3)	2	Larissa Muldoon (6+2)
9	Niamh Briggs (2/0/7)				
5+4	Grace Davitt (1/0/8)				



SCOTLAND V ITALY

Sat 22 Apr, 16:45, Edinburgh



PREVIOUS SIX NATIONS ENCOUNTERS

SCOTLAND					MATCH RESULT			ITALY					VENUE
VENUE	T	C	PG	DG	SCO	YEAR	ITA	T	C	PG	DG	VENUE	
Meggetland, Edinburgh	4	3	-	-	26	2007	6	-	-	2	-		
	2	-	-	-	10	2008	31	3	2	4	-	Stade Communale, Mira	
Meggetland, Edinburgh	2	-	1	-	13	2009	10	1	1	1	-		
	-	-	2	-	6	2010	6	-	-	2	-	Maurizio Natali, Colleverno	
Meggetland, Edinburgh	-	-	-	-	0	2011	26	3	1	3	-		
	2	1	-	-	12	2012	29	5	2	-	-	Giulio e Silvio Pagani, Rovato	
Mayfield, Dundee	-	-	-	-	0	2013	8	1	-	1	-		
	1	-	-	-	5	2014	45	6	3	3	-	Parco Urbano, Santa Maria Capua Vetere	
Broadwood Stadium, Cumbernauld	1	-	1	-	8	2015	31	5	3	-	-		
	1	1	-	-	7	2016	22	3	2	1	-	Campo Arcoveggio, Bologna	
Broadwood Stadium, Cumbernauld	2	2	-	-	14	2017	12	2	1	-	-		
	2	1	-	-	12	2018	26	4	3	-	-	Stadio Plebiscito, Padova	
Scotstoun Stadium, Glasgow	1	1	-	-	7	2019	28	4	4	-	-		
Scotstoun Stadium, Glasgow	2	2	2	-	20	2021	41	7	3	-	-		
	1	1	2	-	13	2022	20	2	2	2	-	Stadio Sergio Lanfranchi, Parma	
	21	12	8	0	153	Totals	341	46	27	19	0		

WIN DRAW

COMPARING THE NATIONS

SCOTLAND					HEAD TO HEAD			ITALY				
	P	W	D	L	SoW	D	ItW	P	W	D	L	
All Tests	216	82	2	132	6	1	16	178	65	4	109	All Tests
Six Nations	105	23	2	80	3	1	11	77	23	2	52	Six Nations
in Scotland	88	32	1	55	3	0	6	9	6	0	3	in Scotland

TOP PERFORMERS

MOST APPEARANCES		MOST POINTS		MOST TRIES	
APPS	NAME (W/D/L)	PTS	NAME (starts + reps)	TRIES	NAME (starts + reps)
13+1	Sara Barattin (10/1/3)	88	Veronica Schiavon (9)	8	Manuela Furlan (13)
13	Manuela Furlan (10/1/2)	40	Manuela Furlan (13)	6	Beatrice Rigoni (8)
9+2	Lucia Gai (9/1/1)	37	Michela Sillari (9)	5	Melissa Bettoni (9+1)
7+4	Heather Lockhart (3/1/7)	30	Beatrice Rigoni (8)	3	Veronica Schiavon (9)
9+1	Melissa Bettoni (9/0/1)	25	Melissa Bettoni (9+1)	3	Ilaria Annighetti (4+5)
4+6	Ilaria Annighetti (8/0/1)	20	Lana Skeldon (7+)	3	Lucy Millard (3)
9	Elisa Cucchiella (5/1/3)	18	Helen Nelson (5)	2	Lana Skeldon (7+1)
7+2	Michela Este (6/1/2)	15	Ilaria Annighetti (4+5)	2	Sara Barattin (13+1)
9	Veronica Schiavon (7/1/1)	15	Lucy Millard (3)	2	Tanya Griffith (6+2)
9	Michela Sillari (8/0/1)			2	Emma Wassell (8)
7+2	Sofia Stefan (8/0/1)			2	Flavia Severin (7)
6+3	Paola Zangirolami (5/1/3)			2	Maria Magatti (6+1)
5+4	Sarah Law (1/0/8)			2	Chloe Rolie (7)
				2	Giada Franco (2)



FRANCE V WALES

Sun 23 Apr, 16:15, Grenoble



PREVIOUS SIX NATIONS ENCOUNTERS

FRANCE					MATCH RESULT			WALES					VENUE
VENUE	T	C	PG	DG	FRA	YEAR	WAL	T	C	PG	DG		
Vincent Pascucci, Nanterre	2	1	4	-	24	2001	3	-	-	1	-		
	3	1	1	-	20	2002	0	-	-	-	-	Brewery Field, Bridgend	
Rugby Club, Mantes-la-Jolie	5	3	1	-	34	2003	7	1	1	-	-		
	4	1	-	-	22	2004	0	-	-	-	-	Cardiff Arms Park	
Stade Robert Bobin, Bondoufles	8	4	-	-	48	2005	0	-	-	-	-		
	1	1	1	-	10	2006	11	1	-	2	-	Sardis Road, Pontypridd	
Stade Guy Moquet, Drancy	2	1	1	-	15	2007	0	-	-	-	-		
	-	-	-	-	0	2008	3	-	-	1	-	Maes Gwyn, Tafts Well	
Stade Sapiac, Montauban	4	2	1	-	27	2009	5	1	-	-	-		
	2	1	1	-	15	2010	3	-	-	1	-	Brewery Field, Bridgend	
Stade Pierre Rajon, Bourgoin	3	-	-	-	15	2011	0	-	-	-	-		
	5	3	-	-	31	2012	0	-	-	-	-	Pandy Park, Cross Keys	
Stade Marcel Levisvrey, Laon	4	3	2	-	32	2013	0	-	-	-	-		
	4	2	1	-	27	2014	0	-	-	-	-	Talbot Athletic Ground, Aberavon	
Stade Sapiac, Montauban	4	1	2	-	28	2015	7	1	1	-	-		
	1	-	1	-	8	2016	10	2	-	-	-	The Gnoll, Neath	
Amedee Domenech, Brive	5	4	2	-	39	2017	19	3	2	-	-		
	6	3	-	-	38	2018	3	-	-	1	-	Stadiwm Zip World, Colwyn Bay	
GGL Stadium, Montpellier	9	2	1	-	52	2019	3	-	-	1	-		
	8	5	-	-	50	2020	0	-	-	-	-	Cardiff Arms Park	
Stade de la Rabine, Vannes	8	5	1	-	53	2021	0	-	-	-	-		
	5	4	-	-	33	2022	5	1	-	-	-	Cardiff Arms Park	
	93	47	20	0	621	Totals	79	10	4	7	0		

WIN DRAW

COMPARING THE NATIONS

	FRANCE				HEAD TO HEAD			WALES				
	P	W	D	L	Fr:W	D	Wa:W	P	W	D	L	
All Tests	259	177	5	77	23	0	4	219	83	4	132	All Tests
Six Nations	107	80	1	26	19	0	3	106	37	2	67	Six Nations
in France	106	85	0	21	13	0	0	23	4	0	19	in France

TOP PERFORMERS

MOST APPEARANCES		MOST POINTS		MOST TRIES	
APPS	NAME (W/D/L)	PTS	NAME (starts + reps)	TRIES	NAME (starts + reps)
8+2	Sandrine Agricole (8/0/2)	85	Jessy Tremouliere (7+2)	5	Jessy Tremouliere (7+2)
7+3	Safi N'Diaye (9/0/1)	68	Estelle Santini (8)	5	Caroline Boujard (6+2)
6+4	Laetitia Salles (8/0/2)	25	Caroline Boujard (6+2)	5	Catherine de Villiers (5)
8+2	Christelle le Duff (9/0/1)	25	Catherine de Villiers (5)	4	Estelle Santini (8)
8+2	Jenny Davies (1/0/9)	24	Sandrine Agricole (8+2)	4	Safi N'Diaye (7+3)
10	Elen Evans (2/0/8)	20	Safi N'Diaye (7+3)	4	Laure Sansus (2+2)
10	Jamie Kift (2/0/8)	20	Laure Sansus (2+2)	For Wales	
8+2	Catrin Edwards (1/0/9)	18	Pauline Bourdon (4)	2	Non Evans (5+1)
8+2	Elinor Snowsill (1/0/9)	For Wales		2	Amy Evans (3+2)
		15	Non Evans (5+1)		
		10	Robyn Wilkins (9)		
		10	Amy Evans (3+2)		



ENGLAND V FRANCE

Sat 29 Apr, 13:00, London



PREVIOUS SIX NATIONS ENCOUNTERS

ENGLAND					MATCH RESULT			FRANCE				
VENUE	T	C	PG	DG	ENG	YEAR	FRA	T	C	PG	DG	VENUE
Franklin's Gardens	8	5	-	-	50	2001	6	-	-	2	-	
	1	-	3	1	17	2002	22	3	2	1	-	Leon Sausset, Tournon
Twickenham Stadium	9	6	-	-	57	2003	0	-	-	-	-	
	2	1	-	-	12	2004	13	1	1	2	-	Marcel Verchere, Bourg-en-Bresse
Imber Court, London	2	-	-	-	10	2005	13	2	-	1	-	
	4	4	-	-	28	2006	0	-	-	-	-	Stade Robert Bobin, Bondoufies
Woolams, St Albans	6	4	-	-	38	2007	12	2	1	-	-	
	5	3	-	-	31	2008	0	-	-	-	-	Stade Gaston Simouret, Bergerac
Old Deer Park, London	8	6	-	-	52	2009	7	1	1	-	-	
	1	-	2	-	11	2010	10	1	1	1	-	Stade Velodrome, Rennes
Sixways, Worcester	2	-	2	-	16	2011	3	-	-	1	-	
	2	1	1	-	15	2012	3	-	-	1	-	Stade Charlety, Paris
Twickenham Stadium	2	2	2	-	20	2013	30	5	1	1	-	
	-	-	2	-	6	2014	18	2	1	1	1	Stade des Alpes, Grenoble
Twickenham Stadium	2	1	1	-	15	2015	21	2	1	3	-	
	2	1	-	-	12	2016	17	3	1	-	-	Stade de la Rabine, Vannes
Twickenham Stadium	2	2	4	-	26	2017	13	2	-	1	-	
	2	2	1	-	17	2018	18	3	-	1	-	Stade des Alpes, Grenoble
Castle Park, Doncaster	7	3	-	-	41	2019	26	4	3	-	-	
	3	2	-	-	19	2020	13	1	1	2	-	Stade du Hameau, Pau
Twickenham Stoop	1	1	1	-	10	2021	6	-	-	2	-	
	3	3	1	-	24	2022	12	2	1	-	-	Stade Jean Dauger, Bayonne
	74	47	20	1	527	Totals	263	34	15	20	1	

WIN DRAW

COMPARING THE NATIONS

ENGLAND				HEAD TO HEAD			FRANCE					
	P	W	D	L	EnW	D	FrW	P	W	D	L	
All Tests	296	251	3	42	37	0	14	259	177	5	77	All Tests
Six Nations	107	95	0	12	14	0	8	107	80	1	26	Six Nations
in England	117	109	1	7	15	0	4	26	8	0	18	in England

TOP PERFORMERS

MOST APPEARANCES		MOST POINTS		MOST TRIES	
APPS	NAME (W/D/L)	PTS	NAME (starts + reps)	TRIES	NAME (starts + reps)
12+2	Rochelle Clark (8/0/6)	66	Emily Scarratt (10)	6	Gaelle Mignot (5+2)
10+3	Sarah Hunter (9/0/4)	48	Katy Daley-McLean (11+2)	5	Emily Scarratt (10)
11+2	Katy Daley-McLean (9/0/4)	39	Jessy Tremouliere (6+3)	5	Nolli Waterman (6)
10+1	Tamara Taylor (6/0/5)	36	Shelley Rae (4)	5	Nicky Crawford (5)
10	Emily Scarratt (9/0/1)	30	Gaelle Mignot (5+2)	3	Jessy Tremouliere (6+3)
9+1	Sandrine Agricole (4/0/6)	25	Nolli Waterman (6)	3	Poppy Cleall (5+2)
8+2	Safi N'Diaye (5/0/5)	25	Nicky Crawford (5)	3	Charlotte Barras (4+1)
7+3	Laetitia Salles (4/0/6)	23	Estelle Sartini (8)	3	Sue Day (5)
8+1	Maggie Alphonsi (7/0/2)	21	Christelle le Duff (8+1)	3	Chris Diver (1+1)
6+3	Amy Garnett (7/0/2)	17	Amber Reed (5+2)		
8+1	Elodie Poulhan (4/0/5)	16	Karen Andrew (2+3)		
6+3	Jessy Tremouliere (4/0/5)				
8+1	Christelle le Duff (3/0/6)				



ITALY V WALES

Sat 29 Apr, 16:30, Parma



PREVIOUS SIX NATIONS ENCOUNTERS

ITALY		MATCH RESULT					WALES								
VENUE	T	C	PG	DG	ITA	YEAR	WAL	T	C	PG	DG	VENUE			
Stadio Tre Fontane, Roma	-	-	-	-	0	2007	24	4	2	-	-				
	1	-	-	-	5	2008	27	4	2	1	-	Maes Gwyn, Taffs Well			
Stade Communale, Mira	1	1	-	-	7	2009	29	5	2	-	-				
	3	2	-	-	19	2010	15	2	1	1	-	Brewery Field, Bridgend			
Centro Sportivo, La Spezia	2	1	-	-	12	2011	8	1	-	1	-				
	1	1	2	-	13	2012	30	4	2	2	-	Principality Stadium			
Stadio Pacevecchia, Benevento	-	-	5	-	15	2013	16	2	-	2	-				
	2	1	-	-	12	2014	11	1	-	2	-	Talbot Athletic Ground, Aberavon			
Stadio Plebiscito, Padova	3	2	1	-	22	2015	5	1	-	-	-				
	2	-	2	-	16	2016	12	2	1	-	-	Talbot Athletic Ground, Aberavon			
Pacifico Carotti, Jesi	1	-	1	-	8	2017	20	3	1	1	-				
	4	1	-	-	22	2018	15	2	1	1	-	Principality Stadium			
Stadio Via del Mar, Lecce	-	-	1	-	3	2019	3	-	-	1	-				
	3	2	-	-	19	2020	15	2	1	1	-	Cardiff Arms Park			
Cancelled						2021						Cancelled			
	1	1	1	-	10	2022	8	1	-	1	-	Cardiff Arms Park			
					24	12	13	0	183	Totals	238	34	13	14	0

WIN DRAW

COMPARING THE NATIONS

ITALY		HEAD TO HEAD					WALES					
	P	W	D	L	ItW	D	WaW	P	W	D	L	
All Tests	178	65	4	109	8	1	12	219	83	4	132	All Tests
Six Nations	77	23	2	52	8	1	6	106	37	2	67	Six Nations
in Italy	67	30	4	33	2	1	6	11	6	1	4	in Italy

TOP PERFORMERS

MOST APPEARANCES		MOST POINTS		MOST TRIES	
APPS	NAME (W/D/L)	PTS	NAME (starts + reps)	TRIES	NAME (starts + reps)
14+1	Sara Barattin (8/1/6)	37	Non Evans (4)	5	Naomi Thomas (5)
11	Manuela Furlan (6/1/4)	34	Veronica Schiavon (7)	4	Non Evans (4)
10+1	Lucia Gai (7/1/3)	30	Michela Sillari (10)	4	Sioned Harries (8)
9+1	Melissa Bettoni (6/1/3)	28	Naomi Thomas (5)	3	Flavia Severin (8)
10	Michela Sillari (6/1/3)	24	Robyn Wilkins (7)	3	Beatrice Rigoni (8)
9+1	Paola Zanginolari (4/0/6)	20	Sioned Harries (8)	3	Mel Berry (4)
9	Elisa Cucchiella (4/0/5)	16	Laura Prosser (4+1)		
9	Silvia Gaudino (4/0/5)	15	Flavia Severin (8)		
7+2	Sofia Stefan (5/1/3)	15	Beatrice Rigoni (8)		
6+3	Jenny Davies (5/0/4)	15	Mel Berry (4)		



SCOTLAND V IRELAND

Sat 29 Apr, 19:30, Edinburgh



PREVIOUS SIX NATIONS ENCOUNTERS

SCOTLAND					MATCH RESULT			IRELAND				
VENUE	T	C	PG	DG	SCO	YEAR	IRE	T	C	PG	DG	VENUE
Cancelled						2001						Cancelled
	2	-	1	-	13	2002	0	-	-	-	-	Thomond Park, Limerick
Netherdale, Galashiels	3	2	2	-	25	2003	0	-	-	-	-	
	2	2	1	-	17	2004	0	-	-	-	-	Thomond Park, Limerick
BT Murrayfield	2	1	1	-	15	2005	5	1	-	-	-	
	-	-	3	-	9	2006	0	-	-	-	-	Rugby Club, Navan
Meggetland, Edinburgh	-	-	2	-	6	2007	18	3	-	1	-	
	-	-	1	-	3	2008	13	2	-	1	-	Templeville Road, Dublin
Meggetland, Edinburgh	-	-	-	-	0	2009	23	3	1	2	-	
	-	-	1	-	3	2010	15	2	1	1	-	Milltown House, Ashbourne
Howthornden, Lasswade	1	-	-	-	5	2011	22	4	1	-	-	
	-	-	-	-	0	2012	20	3	1	1	-	Milltown House, Ashbourne
Howthornden, Lasswade	-	-	1	-	3	2013	30	4	2	2	-	
	-	-	-	-	0	2014	59	11	2	-	-	Milltown House, Ashbourne
Broadwood Stadium, Cumbernauld	-	-	1	-	3	2015	73	11	6	2	-	
	2	1	-	-	12	2016	45	8	1	1	-	Energia Park, Donnybrook
Broadwood Stadium, Cumbernauld	2	1	1	-	15	2017	22	4	1	-	-	
	2	1	1	-	15	2018	12	2	-	-	-	Energia Park, Donnybrook
Scotstoun Stadium, Glasgow	1	-	-	-	5	2019	22	4	1	-	-	
	2	2	-	-	14	2020	18	3	-	1	-	Energia Park, Donnybrook
Cancelled						2021						Cancelled
	1	-	3	-	14	2022	15	2	1	1	-	Kingspan Stadium, Belfast
	20	10	19	0	177	Totals	412	67	18	13	0	

WIN DRAW

COMPARING THE NATIONS

	SCOTLAND				HEAD TO HEAD			IRELAND				
	P	W	D	L	ScW	D	IrW	P	W	D	L	
All Tests	216	82	2	132	16	0	15	190	75	1	114	All Tests
Six Nations	105	23	2	80	6	0	14	104	47	0	57	Six Nations
in Scotland	88	32	1	55	7	0	7	17	8	0	9	in Scotland

TOP PERFORMERS

MOST APPEARANCES		MOST POINTS		MOST TRIES	
APPS	NAME (W/D/L)	PTS	NAME (starts + reps)	TRIES	NAME (starts + reps)
12	Lynne Cantwell (7/0/5)	83	Niamh Briggs (8+2)	13	Alison Miller (7)
7+5	Heather Lockhart (1/0/11)	65	Alison Miller (7)	6	Niamh Briggs (8+2)
11	Fiona Coghlan (8/0/3)	34	Paula Chalmers (5)	6	Lynne Cantwell (12)
8+2	Niamh Briggs (9/0/1)	30	Lynne Cantwell (12)	6	Sophie Spence (4+1)
7+3	Louise Dalgleish (2/0/3)	30	Sophie Spence (4+1)	3	Rimma Petlevannaia (5)
9	Claine Molloy (8/0/1)	19	Helen Nelson (5+1)	2	Jenny Murphy (4+1)
9	Joy Neville (5/0/4)	15	Rimma Petlevannaia (5)	2	Claine Molloy (9)
6+3	Sarah Law (1/0/8)	12	Jenny Murphy (4+1)	2	Tania Rosser (5+2)
5+3	Gill Bourke (8/0/0)			2	Sene Naoupu (6+1)
7+1	Susie Brown (2/0/6)			2	Sarah Jane Belton (7)
6+2	Lisa Martin (1/0/7)			2	Jade Konkol-Roberts (7)
7+1	Emma Wassell (1/0/7)			2	Paula Fitzpatrick (5+1)
				2	Heather O'Brien (3+1)

SIX NATIONS RECORDS



INDEX

ENGLAND

FRANCE

IRELAND

ITALY

SCOTLAND

WALES

OFFICIALS

HEAD TO HEADS

RECORDS

2021 IN
DETAIL

WOMEN'S SIX NATIONS 2001					ATTACK					DEFENCE						
Pos	Nation	W	D	L	Pts	T	C	PG	DG	For	T	C	PG	DG	Agst	PD
1	England	4	0	0	8	18	12	7	0	135	2	1	2	0	18	117
2	France	3	0	2	6	12	6	8	0	96	8	5	3	0	59	37
3	Spain	3	0	2	6	10	7	3	0	73	4	3	7	0	47	26
4	Scotland	2	0	2	4	5	2	4	0	41	7	5	5	0	60	-19
5	Wales	0	0	4	0	0	0	1	0	3	9	3	6	0	69	-66
6	Ireland	0	0	2	0	0	0	0	0	0	15	10	0	0	95	-95
TOTALS		12	0	12	24	45	27	23	0	348	45	27	23	0	348	

*Incomplete due to foot & mouth disease outbreak

WOMEN'S SIX NATIONS 2002					ATTACK					DEFENCE						
Pos	Nation	W	D	L	Pts	T	C	PG	DG	For	T	C	PG	DG	Agst	PD
1	France	5	0	0	10	18	10	7	1	134	1	0	7	1	29	105
2	England	4	0	1	8	33	19	6	1	224	6	4	1	1	44	180
3	Spain	2	0	3	4	9	4	1	0	56	14	9	4	0	100	-44
4	Wales	1	0	4	2	1	1	3	0	16	18	9	4	0	120	-104
5	Scotland	3	0	2	6	11	4	5	1	81	8	5	7	1	74	7
6	Ireland	0	0	5	0	0	0	5	0	15	25	11	4	0	159	-144
TOTALS		15	0	15	30	72	38	27	3	526	72	38	27	3	526	

WOMEN'S SIX NATIONS 2003					ATTACK					DEFENCE						
Pos	Nation	W	D	L	Pts	T	C	PG	DG	For	T	C	PG	DG	Agst	PD
1	England	5	0	0	10	45	26	0	0	277	1	1	1	0	10	267
2	Scotland	4	0	1	8	10	6	13	0	101	8	4	4	0	60	41
3	France	3	0	2	6	14	5	5	0	95	12	9	4	0	90	5
4	Wales	2	0	3	4	11	6	2	0	73	16	10	4	0	112	-39
5	Ireland	1	0	4	2	1	1	4	0	19	17	7	3	0	108	-89
6	Spain	0	0	5	0	2	2	0	0	14	29	15	8	0	199	-185
TOTALS		15	0	15	30	83	46	24	0	579	83	46	24	0	579	

WOMEN'S SIX NATIONS 2004					ATTACK					DEFENCE						
Pos	Nation	W	D	L	Pts	T	C	PG	DG	For	T	C	PG	DG	Agst	PD
1	France	5	0	0	10	14	6	5	0	97	5	2	0	0	29	68
2	England	4	0	1	8	33	18	2	0	207	4	2	4	0	36	171
3	Spain	3	0	2	6	3	1	4	0	29	18	12	0	0	114	-85
4	Scotland	2	0	3	4	11	5	2	0	71	6	2	6	0	52	19
5	Wales	1	0	4	2	4	4	2	0	34	22	7	2	0	130	-96
6	Ireland	0	0	5	0	6	1	1	0	35	16	10	4	0	112	-77
TOTALS		15	0	15	30	71	35	16	0	473	71	35	16	0	473	

WOMEN'S SIX NATIONS 2005					ATTACK					DEFENCE						
Pos	Nation	W	D	L	Pts	T	C	PG	DG	For	T	C	PG	DG	Agst	PD
1	France	5	0	0	10	23	13	5	0	156	2	0	5	0	25	131
2	England	4	0	1	8	38	14	1	0	221	3	1	2	0	23	198
3	Scotland	3	0	2	6	8	4	11	0	81	9	3	2	0	57	24
4	Spain	1	1	3	3	3	1	2	3	32	25	9	6	0	161	-129
5	Ireland	1	0	4	2	5	1	2	0	33	13	7	6	3	106	-73
6	Wales	0	1	4	1	2	1	3	0	21	27	14	3	0	172	-151
TOTALS		14	1	14	30	79	34	24	3	544	79	34	24	3	544	

Grand Slam Championship Whitewash

WOMEN'S SIX NATIONS 2006					ATTACK					DEFENCE						
Pos	Nation	W	D	L	Pts	T	C	PG	DG	For	T	C	PG	DG	Agst	PD
1	England	5	0	0	10	35	16	2	0	213	5	1	2	0	33	180
2	Wales	4	0	1	8	6	2	7	0	55	8	3	3	0	55	0
3	France	3	0	2	6	14	6	7	0	103	5	4	3	0	42	61
4	Scotland	2	0	3	4	3	0	6	0	33	10	3	2	0	62	-29
5	Ireland	1	0	4	2	8	1	0	0	42	14	5	8	0	104	-62
6	Spain	0	0	5	0	3	2	2	0	25	27	11	6	0	175	-150
TOTALS		15	0	15	30	69	27	24	0	471	69	27	24	0	471	

WOMEN'S SIX NATIONS 2007					ATTACK					DEFENCE						
Pos	Nation	W	D	L	Pts	T	C	PG	DG	For	T	C	PG	DG	Agst	PD
1	England	5	0	0	10	28	14	5	0	183	2	1	0	0	12	69
2	France	4	0	1	8	14	5	5	0	95	12	6	1	0	75	65
3	Wales	3	0	2	6	6	4	2	0	44	7	3	3	0	50	4
4	Ireland	2	0	3	4	9	1	1	0	50	8	3	9	0	73	-53
5	Scotland	1	0	4	2	6	3	2	0	42	17	6	5	0	112	-27
6	Italy	0	0	5	0	2	2	7	0	35	19	10	4	0	127	-58
TOTALS		15	0	15	30	65	29	22	0	449	65	29	22	0	449	

WOMEN'S SIX NATIONS 2008					ATTACK					DEFENCE						
Pos	Nation	W	D	L	Pts	T	C	PG	DG	For	T	C	PG	DG	Agst	PD
1	England	5	0	0	10	34	20	1	0	213	2	1	1	1	18	195
2	Wales	4	0	1	8	7	5	9	0	72	12	5	2	0	76	-4
3	France	3	0	2	6	15	13	1	0	104	9	6	5	0	72	32
4	Ireland	2	0	3	4	10	5	2	0	66	7	6	6	0	65	1
5	Italy	1	0	4	2	4	2	7	1	48	26	17	1	0	167	-119
6	Scotland	0	0	5	0	5	1	4	0	39	19	11	9	0	144	-105
TOTALS		15	0	15	30	75	46	24	1	542	75	46	24	1	542	

WOMEN'S SIX NATIONS 2009					ATTACK					DEFENCE						
Pos	Nation	W	D	L	Pts	T	C	PG	DG	For	T	C	PG	DG	Agst	PD
1	England	4	0	1	8	38	22	1	0	237	5	3	7	0	52	185
2	Wales	4	0	1	8	13	4	7	0	94	9	6	4	0	69	25
3	France	3	0	2	6	12	6	2	0	78	13	9	1	0	86	-8
4	Ireland	3	0	2	6	11	6	7	0	88	11	3	1	0	64	24
5	Scotland	1	0	4	2	5	2	3	0	38	23	11	8	0	161	-123
6	Italy	0	0	5	0	7	5	4	0	57	25	13	3	0	160	-103
TOTALS		15	0	15	30	86	45	24	0	592	86	45	24	0	592	

WOMEN'S SIX NATIONS 2010					ATTACK					DEFENCE						
Pos	Nation	W	D	L	Pts	T	C	PG	DG	For	T	C	PG	DG	Agst	PD
1	England	5	0	0	10	26	10	2	0	156	2	1	1	0	15	141
2	France	3	0	2	6	14	9	3	0	97	5	2	6	0	47	50
3	Ireland	3	0	2	6	9	3	5	1	69	8	3	2	0	52	17
4	Scotland	1	1	3	3	4	1	3	0	31	16	8	4	0	108	-77
5	Italy	1	1	3	3	6	4	2	0	44	19	11	3	1	129	-85
6	Wales	1	0	4	2	6	5	3	0	49	15	7	2	0	95	-46
TOTALS		14	1	14	30	65	32	18	1	446	65	32	18	1	446	

Grand Slam Championship Whitewash

WOMEN'S SIX NATIONS 2011					ATTACK					DEFENCE						
Pos	Nation	W	D	L	Pts	T	C	PG	DG	For	T	C	PG	DG	Agst	PD
1	England	5	0	0	10	36	17	3	0	223	1	0	1	0	8	215
2	France	4	0	1	8	16	6	7	0	113	6	3	5	0	51	62
3	Ireland	2	0	3	4	12	4	2	0	74	10	4	4	0	70	4
4	Wales	2	0	3	4	9	2	5	0	64	12	6	0	0	72	-8
5	Italy	2	0	3	4	9	4	5	0	68	19	7	7	0	130	-62
6	Scotland	0	0	5	0	3	1	1	0	20	37	14	6	0	231	-211
TOTALS		15	0	15	30	85	34	23	0	562	85	34	23	0	562	

WOMEN'S SIX NATIONS 2012					ATTACK					DEFENCE						
Pos	Nation	W	D	L	Pts	T	C	PG	DG	For	T	C	PG	DG	Agst	PD
1	England	5	0	0	10	26	8	5	0	161	0	0	4	0	12	149
2	France	4	0	1	8	15	5	4	0	97	3	2	1	0	22	75
3	Ireland	3	0	2	6	16	10	3	0	109	4	3	4	1	41	68
4	Wales	2	0	3	4	8	2	2	0	50	18	7	3	0	113	-63
5	Italy	1	0	4	2	7	4	3	1	55	24	14	3	0	157	-102
6	Scotland	0	0	5	0	2	1	0	0	12	25	4	2	0	139	-127
TOTALS		15	0	15	30	74	30	17	1	484	74	30	17	1	484	

WOMEN'S SIX NATIONS 2013					ATTACK					DEFENCE						
Pos	Nation	W	D	L	Pts	T	C	PG	DG	For	T	C	PG	DG	Agst	PD
1	Ireland	5	0	0	10	12	5	6	0	88	2	2	4	0	26	62
2	France	3	0	2	6	24	14	4	0	160	5	4	5	0	48	112
3	England	3	0	2	6	23	13	3	0	150	11	2	4	0	71	79
4	Wales	2	0	3	4	7	1	6	0	55	9	5	8	0	79	-24
5	Italy	2	0	3	4	2	1	9	0	39	10	3	4	0	68	-29
6	Scotland	0	0	5	0	0	0	1	0	3	31	18	4	0	203	-200
TOTALS		15	0	15	30	68	34	29	0	495	68	34	29	0	495	

WOMEN'S SIX NATIONS 2014					ATTACK					DEFENCE						
Pos	Nation	W	D	L	Pts	T	C	PG	DG	For	T	C	PG	DG	Agst	PD
1	France	5	0	0	10	25	14	2	1	162	2	1	3	0	21	141
2	England	4	0	1	8	23	9	4	0	145	3	2	3	1	31	114
3	Ireland	3	0	2	6	20	8	7	0	137	6	3	2	0	42	95
4	Italy	2	0	3	4	8	4	3	0	57	16	8	4	0	108	-51
5	Wales	1	0	4	2	5	1	6	0	45	12	5	6	0	88	-43
6	Scotland	0	0	5	0	1	0	0	0	5	43	17	4	0	261	-256
TOTALS		15	0	15	30	82	36	22	1	551	82	36	22	1	551	

WOMEN'S SIX NATIONS 2015					ATTACK					DEFENCE						
Pos	Nation	W	D	L	Pts	T	C	PG	DG	For	T	C	PG	DG	Agst	PD
1	Ireland	4	0	1	8	20	9	7	0	139	3	1	3	0	26	113
2	France	4	0	1	8	16	6	7	0	113	7	3	1	0	44	69
3	Italy	3	0	2	6	13	7	1	0	82	15	5	3	0	94	-12
4	England	2	0	3	4	17	5	3	0	104	7	3	8	0	65	39
5	Wales	2	0	3	4	9	5	3	0	64	9	5	6	0	73	-9
6	Scotland	0	0	5	0	2	1	5	0	27	36	16	5	0	227	-200
TOTALS		15	0	15	30	77	33	26	0	529	77	33	26	0	529	

Grand Slam Championship Whitewash

WOMEN'S SIX NATIONS 2016					ATTACK					DEFENCE						
Pos	Nation	W	D	L	Pts	T	C	PG	DG	For	T	C	PG	DG	Agst	PD
1	France	4	0	1	8	16	7	4	0	106	4	1	2	0	28	78
2	England	4	0	1	8	16	9	4	0	110	9	3	4	0	63	47
3	Ireland	3	0	2	6	12	4	9	0	95	6	2	5	0	49	46
4	Wales	2	0	3	4	9	2	4	0	61	8	4	9	0	75	-14
5	Italy	2	0	3	4	9	4	4	0	65	16	11	1	0	105	-40
6	Scotland	0	0	5	0	4	3	1	0	29	23	8	5	0	146	-117
TOTALS		14	1	14	30	71	52	77	1	693	71	52	77	1	693	

WOMEN'S SIX NATIONS 2017					POINTS			ATTACK					DEFENCE					
Pos	Nation	W	D	L	TB	LB	Tot	T	C	PG	DG	For	T	C	PG	DG	Agst	PD
1	England	5	0	0	4	0	27	35	13	5	0	216	6	1	1	0	35	181
2	Ireland	4	0	1	2	0	18	12	6	3	0	81	9	6	4	0	69	12
3	France	3	0	2	3	1	16	21	11	6	0	145	7	5	6	0	63	82
4	Scotland	2	0	3	0	1	9	6	4	2	0	44	29	11	0	0	167	-123
5	Wales	1	0	4	0	2	6	9	6	1	0	60	21	10	4	0	137	-77
6	Italy	0	0	5	0	1	1	7	1	2	0	43	18	8	4	0	118	-75
TOTALS		15	0	15	9	5	77	90	41	19	0	589	90	41	19	0	589	

WOMEN'S SIX NATIONS 2018					POINTS			ATTACK					DEFENCE					
Pos	Nation	W	D	L	TB	LB	Tot	T	C	PG	DG	For	T	C	PG	DG	Agst	PD
1	France	5	0	0	4	0	27	25	15	2	0	163	2	2	3	0	23	140
2	England	4	0	1	4	1	21	29	18	2	0	187	6	1	4	0	44	143
3	Ireland	2	0	3	1	1	10	11	8	2	0	79	14	8	2	0	92	-13
4	Italy	2	0	3	2	0	10	10	5	1	0	63	22	14	3	0	147	-84
5	Scotland	1	0	4	0	1	5	8	3	3	0	55	20	10	1	0	125	-70
6	Wales	1	0	4	0	1	5	7	2	3	0	48	26	16	0	0	164	-116
TOTALS		15	0	15	11	4	78	90	51	13	0	595	90	51	13	0	595	

WOMEN'S SIX NATIONS 2019					POINTS			ATTACK					DEFENCE					
Pos	Nation	W	D	L	TB	LB	Tot	T	C	PG	DG	For	T	C	PG	DG	Agst	PD
1	England	5	0	0	5	0	28	45	25	1	0	278	7	4	0	0	45	233
2	Italy	3	1	1	3	0	17	12	8	5	0	91	16	9	2	0	104	-13
3	France	3	0	2	4	0	16	29	15	1	0	178	16	5	4	0	102	76
4	Wales	2	1	2	1	0	11	8	5	3	0	59	22	5	2	0	126	-67
5	Ireland	1	0	4	2	1	7	13	4	1	0	78	24	15	2	0	156	-78
6	Scotland	0	0	5	0	1	1	7	1	0	0	37	29	20	1	0	188	-151
TOTALS		14	1	14	15	2	77	114	58	11	0	721	114	58	11	0	721	

WOMEN'S SIX NATIONS 2020					POINTS			ATTACK					DEFENCE					
Pos	Nation	W	D	L	TB	LB	Tot	T	C	PG	DG	For	T	C	PG	DG	Agst	PD
1	England	5	0	0	4	0	27	34	23	1	0	219	2	1	2	0	20	199
2	France	2	1	1	2	1	13	17	11	4	0	121	5	4	3	0	42	79
3	Ireland	3	0	1	1	0	13	11	4	1	0	70	10	5	0	0	60	10
4	Italy	1	0	3	0	0	4	5	4	1	0	36	19	15	2	0	135	-99
5	Scotland	0	1	2	0	1	3	3	3	2	0	27	13	5	3	0	84	-57
6	Wales	0	0	4	0	1	1	5	2	1	0	34	26	17	0	0	166	-132
TOTALS		11	1	11	7	3	61	75	47	10	0	507	75	47	10	0	507	

(2020: 3 games not completed due to Covid)

Grand Slam Championship Whitewash

WOMEN'S SIX NATIONS 2021				POINTS			ATTACK					DEFENCE						
Pos	POOL A	W	D	L	TB	LB	Tot	T	C	PG	DG	For	T	C	PG	DG	Agst	PD
1	England	2	0	0	2	0	10	17	13	2	0	119	1	1	2	0	13	106
2	Italy	1	0	1	1	0	5	7	3	1	0	44	11	10	4	0	87	-43
3	Scotland	0	0	2	0	0	0	3	3	3	0	30	15	8	0	0	93	-63
Pos	POOL B	W	D	L	TB	LB	Tot	T	C	PG	DG	For	T	C	PG	DG	Agst	PD
1	France	2	0	0	2	0	10	16	9	3	0	109	2	1	1	0	15	94
2	Ireland	1	0	1	1	0	5	9	6	1	0	60	8	4	2	0	56	4
3	Wales	0	0	2	0	0	0	0	0	0	0	0	15	10	1	0	98	-98
TOTALS		6	0	6	6	0	30	52	34	10	0	362	52	34	10	0	362	

WOMEN'S SIX NATIONS 2022				POINTS			ATTACK					DEFENCE						
Pos	Nation	W	D	L	TB	LB	Tot	T	C	PG	DG	For	T	C	PG	DG	Agst	PD
1	England	5	0	0	4	0	27	45	27	1	0	282	4	1	0	0	22	260
2	France	4	0	1	4	0	20	22	15	4	0	152	6	3	4	0	48	104
3	Wales	2	0	3	2	1	11	12	3	1	0	69	22	13	1	0	139	-70
4	Ireland	2	0	3	1	0	9	11	4	1	0	68	24	10	6	0	158	-90
5	Italy	2	0	3	0	0	8	4	3	6	0	44	24	13	5	0	163	-119
6	Scotland	0	0	5	0	3	3	7	3	6	0	59	21	15	3	0	144	-85
TOTALS		15	0	15	11	4	78	101	55	19	0	674	101	55	19	0	674	

Grand Slam

Championship

Whitewash

IN A MATCH

HIGHEST SCORES

89-0	England v Scotland	Twickenham	13.3.2011
86-3	England v Spain	Madrid	11.2.2006
81-0	England v Wales	Cardiff Arms Park	4.2.2005
80-0	England v Scotland	Twickenham	16.3.2019
79-0	England v Ireland	Worcester	17.2.2002
76-0	England v Spain	Imber Court	12.3.2005
76-6	England v Italy	Rome	9.2.2008
76-0	England v Scotland	Esher	2.2.2013
76-0	France v Scotland	Dijon	15.3.2013

LOWEST SCORES

Nil on 103 previous occasions

LARGEST MARGINS OF VICTORY

(89) 89-0	England v Scotland	Twickenham	13.3.2011
(83) 86-3	England v Spain	Madrid	11.2.2006
(81) 81-0	England v Wales	Cardiff Arms Park	4.2.2005
(80) 80-0	England v Scotland	Twickenham	16.3.2019
(79) 79-0	England v Ireland	Worcester	17.2.2002
(76) 76-0	England v Spain	Imber Court	12.3.2005
(76) 76-0	England v Scotland	Esher	2.2.2013
(76) 76-0	France v Scotland	Dijon	15.3.2013
(74) 74-0	England v Spain	Twickenham Stoop	9.3.2003
(74) 74-0	England v Italy	Parma	3.4.2022

MOST TRIES

15	89-0	England v Scotland	Twickenham	13.3.2011
14	76-0	England v Spain	Imber Court	12.3.2005
14	86-3	England v Spain	Madrid	11.2.2006
13	79-0	England v Ireland	Worcester	17.2.2002
13	81-0	England v Wales	Cardiff Arms Park	4.2.2005
12	74-0	England v Spain	Twickenham Stoop	9.3.2003
12	76-6	England v Italy	Rome	9.2.2008
12	72-3	England v Scotland	Old Deer Park	21.3.2009
12	76-0	England v Scotland	Esher	2.2.2013
12	64-0	England v Scotland	Twickenham Stoop	11.3.2017
12	80-0	England v Scotland	Twickenham	16.3.2019
12	76-0	France v Scotland	Dijon	15.3.2013
12	74-0	England v Italy	Parma	3.4.2022

IN A MATCH

MOST CONVERSIONS

10	80-0	England v Scotland	Twickenham	16.3.2019
8	71-3	England v Spain	Zaragosa	14.2.2004
8	81-0	England v Wales	Cardiff Arms Park	4.2.2005
8	86-3	England v Spain	Madrid	11.2.2006
8	76-6	England v Italy	Rome	9.2.2008
8	76-0	England v Scotland	Esher	2.2.2013
8	76-0	France v Scotland	Dijon	15.3.2013
8	66-7	England v Wales	Twickenham Stoop	7.3.2020
8	67-3	England v Italy	Padova	10.4.2021

MOST CONVERSIONS MISSED

11	76-0	England v Spain	Imber Court	12.3.2005
10	64-0	England v Scotland	Twickenham Stoop	11.3.2017
9	59-0	Ireland v Scotland	Ashbourne	31.1.2014
8	89-0	England v Scotland	Twickenham	13.3.2011
8	47-0	England v Scotland	Lasswade	5.2.2012

MOST PENALTY GOALS

5	15-22	Scotland v France	Roubaix	4.2.2005
5	15-16	Italy v Wales	Benevento	24.2.2013
4	24-3	France v Wales	Nanterre	16.3.2001
4	19-8	Scotland v Spain	Melrose	18.3.2001
4	22-12	France v Scotland	Inverleith	24.3.2002
4	12-22	Scotland v France	Inverleith	24.3.2002
4	19-14	Scotland v France	Evreux	22.2.2003
4	48-7	Scotland v Spain	Meadowbank	29.3.2003
4	12-17	Italy v Ireland	Rome	17.3.2007
4	19-10	Wales v Ireland	St Mary's College	7.3.2008
4	31-10	Italy v Scotland	Mira	16.3.2008
4	31-10	Wales v Scotland	Lasswade	8.2.2009
4	26-13	England v France	Twickenham	4.2.2017

MOST DROP GOALS

3	19-17	Spain v Ireland	Madrid	5.2.2005
1	8-35	Scotland v England	Dunbar	3.2.2002
1	17-22	England v France	Tournon	1.3.2002
1	22-12	France v Scotland	Inverleith	24.3.2002
1	6-76	Italy v England	Rome	9.2.2008
1	22-5	Ireland v Italy	Ashbourne	5.2.2010
1	10-40	Italy v Ireland	Ashbourne	24.2.2012
1	18-6	France v England	Grenoble	1.2.2014

MOST YELLOW CARDS (ONE TEAM)

3	8-7	Spain v Ireland	Limerick	20.3.2004
3	9-0	Scotland v Ireland	Navan	10.3.2006
3	0-32	Wales v France	Laon	8.2.2013
3	15-22	Wales v Italy	Principality Stadium	11.3.2018

IN A MATCH

MOST FIRST HALF POINTS (ONE TEAM)

50	79-0	England v Ireland	Worcester	17.2.2002
45	69-13	England v Italy	Old Deer Park	7.2.2009
45	80-0	England v Scotland	Twickenham	16.3.2019
41	89-0	England v Scotland	Twickenham	13.3.2011

MOST SECOND HALF POINTS (ONE TEAM)

59	81-0	England v Wales	Cardiff Arms Park	4.2.2005
59	69-0	England v Ireland	Leicester	24.4.2022
52	76-0	England v Scotland	Esher	2.2.2013
50	86-3	England v Spain	Madrid	11.2.2006
50	67-3	England v Italy	Padova	10.4.2021

BIGGEST HALF TIME LEADS

Lead	Result			
50	79-0	England v Ireland	Worcester	17.2.2002
45	80-0	England v Scotland	Twickenham	16.3.2019
42	69-13	England v Italy	Old Deer Park	7.2.2009
41	89-0	England v Scotland	Twickenham	13.3.2011

BIGGEST HALF TIME LEAD AND NO WIN

Lead	Result			
13	13-26	France v England	Twickenham	4.2.2017
12	15-19	Wales v Italy	Bridgend	21.3.2010
10	10-10	Spain v Wales	Ourense	12.2.2005
10	10-18	Scotland v France	Maurepas	18.7.2007
9	12-13	England v France	Bourg-en-Bresse	27.3.2004

BIGGEST COMEBACK TO WIN

14	0-14 after 40'	15-14	Scotland v Wales	Cumbernauld	24.2.2017
13	0-13 after 44'	26-13	England v France	Twickenham	4.2.2017
12	0-12 after 35'	16-12	France v Scotland	Murrayfield	21.3.2004
12	0-12 after 35'	13-12	France v England	Bourg-en-Bresse	27.3.2004
12	0-12 after 43'	19-15	Italy v Wales	Bridgend	21.3.2010
12	0-12 after 31'	14-12	Scotland v Italy	Cumbernauld	17.3.2017

BIGGEST COMEBACK TO DRAW

10	0-10 after 48'	10-10	Wales v Spain	Ourense	12.2.2005
10	3-13 after 64'	13-13	Scotland v France	Scotstoun	25.10.2020

COMBINED RECORDS (BOTH SIDES)

IN A MATCH

CATEGORY	MOST	LEAST
Points Scored:	89 – England 89, Scotland 0 (2011)	3 – Wales 3, France 0 (2008)
First Half Points:	50 – England 50, Ireland 0 (2002)	0 – Wales 0, Spain 0 (2001)
		0 – Spain 0, Scotland 0 (2004)
		0 – Ireland 0, Italy 0 (2008)
		0 – Wales 0, France 0 (2008)
		0 – Ireland 0, France 0 (2009)
Second Half Points:	59 – England 81, Wales 0 (2005)	0 – Ireland 0, France 0 (2015)
	59 – England 69, Ireland 0 (2022)	0 – Wales 5, Scotland 0 (2006)
		0 – Wales 10, Spain 0 (2006)
Tries Scored:	15 – England 15, Scotland 0 (2011)	0 – on six occasions
Conversions Scored:	10 – England 10, Scotland 0 (2019)	0 – on many occasions
Penalty Goals Scored:	8 – Scotland 4, France 4 (2002)	0 – on many occasions
Drop Goals Scored:	3 – Spain 3, Ireland 0 (2005)	0 – on many occasions
Yellow cards:	4 – Ireland 1, Scotland 3 (2006)	0 – on many occasions
	4 – Scotland 2, Wales 2 (2011)	
	4 – England 2, Scotland 2 (2021)	

IN A SEASON

CATEGORY	MOST	LEAST
Points Scored:	282 – England (2022)	3 – Scotland (2013)
Points Conceded:	261 – Scotland (2014)	8 – England (2011)
Tries Scored:	45 – England (2003)	0 – Ireland (2002)
	45 – England (2019)	0 – Scotland (2013)
	45 – England (2022)	
Tries Conceded:	43 – Scotland (2014)	0 – England (2012)
Conversions Scored:	26 – England (2003)	0 – on four occasions
Conversions Conceded:	20 – Scotland (2019)	0 – on four occasions
Penalty Goals Scored:	13 – Scotland (2003)	0 – on five occasions
Penalty Goals Conceded:	9 – Ireland (2007)	0 – on eight occasions
	9 – Scotland (2008)	3 – Wales (2018)
	9 – Wales (2016)	3 – Wales (2018)
Drop Goals Scored:	3 – Spain (2005)	0 – on many occasions
Drop Goals Conceded:	3 – Ireland (2005)	0 – on many occasions
Yellow cards:	6 – Wales (2006)	0 – on many occasions
	6 – Italy (2009)	
Players Used:	37 – France (2019)	21 – Ireland (2005)

IN A SEASON

WON ALL THREE AWAY GAMES IN A SEASON

Scotland	2002 (5th)	Spain, Ireland, Wales
France	2005 (GS)	England, Ireland, Spain
England	2006 (GS)	Spain, Scotland, France
England	2008 (GS)	Italy, France, Scotland
England	2010 (GS)	Italy, Scotland, France
England	2012 (GS)	Scotland, Italy, France
Ireland	2013 (GS)	Wales, Scotland, Italy
Ireland	2015 (1st)	Italy, Wales, Scotland
Ireland	2017 (2nd)	Scotland, Italy, Wales
England	2020 (GS)	France, Scotland, Italy
England	2022 (GS)	Scotland, Italy, France

GRAND SLAM HEROES & ZEROS

Teams entering their round five encounter with a perfect played 4, won 4 record.

Date	Nation	Result	Opponent	Venue
5.4.2002	France	W 46-0	Ireland	Melun
28.3.2003	England	W 46-3	Ireland	Limerick
27.3.2004	France	W 13-12	England	Bourg-en-Bresse*
27.3.2004	England	L 12-13	France	Bourg-en-Bresse*
19.3.2005	France	W 39-0	Spain	Barcelona
17.3.2006	England	W 39-10	Ireland	St Albans
17.3.2007	England	W 30-0	Wales	Taff's Well
15.3.2008	England	W 17-7	Ireland	Sunbury on Thames
19.3.2010	England	W 11-10	France	Rennes
18.3.2011	England	W 31-0	Ireland	Ashbourne
17.3.2012	England	W 23-6	Ireland	Esher
17.3.2013	Ireland	W 6-3	Italy	Parabiago
14.3.2014	France	W 19-15	Ireland	Pau
18.3.2016	England	L 12-17	France	Vannes
17.3.2017	Ireland	L 7-34	England	Donnybrook*
17.3.2017	England	W 34-7	Ireland	Donnybrook*
16.3.2018	France	W 38-3	Wales	Colwyn Bay
16.3.2019	England	W 80-0	Scotland	Twickenham
1.11.2020	England	W 54-0	Italy	Parma
30.4.2022	England	W 24-12	France	Bayonne

* The France-England game in 2014 & 2022 and Ireland-England match in 2017 are the only Grand Slam deciders to date – where both teams had a played 4, won 4 record going into the match.

In only 2009 and 2015 has at least one team not gone into round five with a 100% winning record.

IN A MATCH

MOST POINTS

35	Kay Wilson	England v Scotland	Twickenham Stoop	11.3.2017
25	Elodie Poublan	France v Scotland	Viry-Chatillon	4.2.2011
24	Emily Scarratt	England v Italy	Padova	10.4.2021
23	Niamh Briggs	Ireland v Scotland	Cumbernauld	22.3.2015
22	Charlotte Barras	England v Wales	Cardiff Arms Park	5.2.2005
22	Jessy Tremouliere	France v Italy	Furiani	24.2.2018
21	Veronica Schiavon	Italy v Scotland	Mira	16.3.2008
21	Non Evans	Wales v Scotland	Lasswade	8.2.2009
21	Amber Reed	England v Scotland	Esher	2.2.2013

MOST TRIES

7	Kay Wilson	England v Scotland	Twickenham Stoop	11.3.2017
5	Elodie Poublan	France v Scotland	Viry-Chatillon	4.2.2011
4	Chris Diver	England v Ireland	Worcester	17.2.2002
4	Nicky Crawford	England v Spain	Zaragoza	14.2.2004
4	Sue Day	England v Spain	Madrid	11.2.2006
4	Kat Merchant	England v Scotland	Old Deer Park	21.3.2009

MOST CONVERSIONS

9	Katy Daley-McLean	England v Scotland	Twickenham	16.3.2019
8	Shelley Rae	England v Spain	Zaragoza	14.2.2004
8	Amber Reed	England v Scotland	Esher	2.2.2013
8	Aurelie Bailon	France v Scotland	Dijon	15.3.2013
8	Emily Scarratt	England v Wales	Twickenham Stoop	7.3.2020
8	Emily Scarratt	England v Italy	Padova	10.4.2021

MOST PENALTY GOALS

5	Paula Chalmers	Scotland v France	Roubaix	4.2.2005
5	Veronica Schiavon	Italy v Wales	Benevento	24.2.2013

MOST DROP GOALS

3	Ines Etxegibel Albeni	Spain v Ireland	Madrid	5.2.2005
---	-----------------------	-----------------	--------	----------

SCORING ALL HER COUNTRY'S POINTS

15	Paula Chalmers	Scotland v France	Roubaix	4.2.2005
15	Veronica Schiavon	Italy v Wales	Benevento	24.2.2013
14	Non Evans	Wales v Ireland	Donnybrook	25.2.2006
13	Estelle Sartini	France v Scotland	Stade de France	3.2.2001
13	Robyn Wilkins	Wales v England	Twickenham Stoop	12.3.2016
12	Paula Chalmers	Scotland v France	Inverleith	24.3.2002
12	Veronica Schiavon	Italy v Ireland	Rome	17.3.2007

IN A MATCH

FASTEST TRIES

30s	Maria Grazia Cioffi	Italy v England	Ivrea	13.2.2016
-----	---------------------	-----------------	-------	-----------

First Minute:

Amy Garnett	England v Ireland	Worcester	17.2.2002
Claire Allan	England v France	Bergerac	23.2.2008
Claire Allan	England v Ireland	Sunbury-on-Thames	15.3.2008
Nia Davies	Wales v Scotland	Aberavon	16.3.2014
Ruth Laybourn	England v Scotland	Darlington	13.3.2015

YOUNGEST PLAYERS

Appearance:	17y 99d	Beibhinn Parsons	Ireland v France	Donnybrook	9.3.2019
Captain:	20y 140d	Mel Berry	Wales v Ireland	Thomond Park	3.2.2002
Try Scorer:	17y 107d	Beibhinn Parsons	Ireland v Wales	Cardiff Arms Park	17.3.2019
Points Scorer:	17y 107d	Beibhinn Parsons	Ireland v Wales	Cardiff Arms Park	17.3.2019

OLDEST PLAYERS

Appearance:	44y 281d	Heather Lockhart	Scotland v Italy	Cumbernauld	17.3.2017
Captain:	37y 243d	Maxine Edwards	England v France	Bourg-en-Bresse	27.3.2004
Try Scorer:	39y 353d	Lindsay Peat	Ireland v Italy	Donnybrook	24.10.2020
Points Scorer:	39y 353d	Lindsay Peat	Ireland v Italy	Donnybrook	24.10.2020

POINTS ON BIRTHDAY

Sandrine Agricoole	2 tries	30th	France v Italy	Montpellier	13.3.2010
Sandrine Agricoole	Try, pen	31st	France v Italy	Benevento	13.3.2011
Michela Sillari	Try	21st	Italy v Scotland	Santa Maria Capua	23.2.2014
Michela Sillari	3 conv, pen	26th	Italy v Ireland	Parma	23.2.2019
Sene Naoupu	Try	36th	Ireland v Scotland	Donnybrook	2.2.2020
Hannah Tyrnell	Try, 5 conv	21st	Ireland v Wales	Cardiff Arms Park	10.4.2021
Vicky Fleetwood	Try	32nd	England v Italy	Parma	3.4.2022

GAME WINNERS

Instances where a player won the game in the last ten minutes after her team was losing or drawing at the time.

Player	Type	Min	Result	Fixture	Venue	Date
Paula Chalmers	PG	71	9-8	Scotland v Wales	Meadowbank	9.3.2003
Ines Etxegibel	PG	76	8-7	Spain v Ireland	Thomond Park	20.3.2004
Marion Talayrac	Try	74	16-12	France v Scotland	Murrayfield	21.3.2004
Christelle le Duff	PG	78	13-12	France v England	Bourg-en-Bresse	27.3.2004
Catherine de Villiers	Try	80	13-10	France v England	Imber Court	13.2.2005
Mel Berry	Try	75	11-10	Wales v France	Pontypridd	17.3.2006
Christelle le Duff	Try	74	13-10	France v Ireland	St Mary's College	10.2.2007
Niamh Briggs	Con	73	7-5	Ireland v France	Ashbourne	6.2.2009
Non Evans	PG	78	16-15	Wales v England	Taff's Well	14.2.2009
Lucy Millard	Try	80	10-8	Scotland v France	Lasswade	6.2.2010
Veronica Schiavon	PG	80+3	13-12	Italy v France	Rovato	2.2.2013
Gill Bourne	Try	75	12-10	Ireland v Wales	Aberavon	3.2.2013
Sally Tuson	Try	76	20-16	England v Wales	Aberavon	17.3.2013
Ilaria Arrighetti	Try	76	12-11	Italy v Wales	Aberavon	2.2.2014
Niamh Briggs	PG	79	11-8	Ireland v England	Ashbourne	27.2.2015
Maria Magatti	Try	80	17-12	Italy v France	Badia Polesine	14.3.2015
Sarah Law	PG	78	15-14	Scotland v Wales	Cumbernauld	24.2.2017
Jessy Tremouliere	Try	79	18-17	France v England	Grenoble	10.3.2018
Lleucu George	Con	80	17-15	Wales v Scotland	Scotstoun	8.3.2019
Ffion Lewis	Try	75	24-19	Wales v Scotland	Cardiff Arms Park	2.4.2022
Enya Breen	Con	80+4	15-14	Ireland v Scotland	Belfast	30.4.2022
Michela Sillari	PG	79	10-8	Italy v Wales	Cardiff Arms Park	30.4.2022

IN A SEASON

Most Points:	61	Jessy Tremouliere	France	2018	(5 games)
Most Tries:	10	Chris Diver	England	2003	(5 games)
	9	Nicky Crawford	England	2004	(5 games)
	9	Kim Shaylor	England	2005	(5 games)
	9	Jess Breach	England	2019	(5 games)
Most Conversions:	22	Shelley Rae	England	2003	(4+1 games)
Most Penalty Goals:	13	Paula Chalmers	Scotland	2003	(5 games)
Most Drop Goals:	3	Ines Etxegibel Alberdi	Spain	2005	(5 games)
	2	Angela Masdeu	Spain	2004	(5 games)
	2	Shona Watt	Scotland	2004	(5 games)
	2	Louise Horgan	Wales	2006	(5 games)
	2	Selena Rudge	England	2006	(3+2 games)
	2	Cleste Cristofanello	Italy	2007	(4+1 games)
	2	Silvia Peron	Italy	2009	(2 games)
	2	Valentina Schiavon	Italy	2009	(4 games)
	2	Tracy Balmer	Scotland	2016	(3+2 games)
	2	Patricia Carricaburu	France	2018	(1+3 games)
Most Yellow Cards:	2	Angela Masdeu	Spain	2004	(5 games)
	2	Shona Watt	Scotland	2004	(5 games)
	2	Louise Horgan	Wales	2006	(5 games)
	2	Selena Rudge	England	2006	(3+2 games)
	2	Cleste Cristofanello	Italy	2007	(4+1 games)
	2	Silvia Peron	Italy	2009	(2 games)
	2	Valentina Schiavon	Italy	2009	(4 games)
	2	Tracy Balmer	Scotland	2016	(3+2 games)

IN A CAREER

MOST POINTS

335	Emily Scarratt	England	46+1	2009-22
319	Katy Daley-McLean	England	46+11	2007-20
307	Niamh Briggs	Ireland	44+4	2008-18
282	Estelle Sartini	France	40	2001-08
256	Jessy Tremouliere	France	31+12	2012-22
201	Veronica Schiavon	Italy	42+1	2007-16

MOST TRIES

30	Emily Scarratt	England	46+1	2009-22
28	Nolli Waterman	England	25+6	2003-18
26	Nicky Crawford	England	21+2	2001-06
24	Sue Day	England	25+2	2001-07
20	Alison Miller	Ireland	34+2	2010-19
20	Sarah Hunter	England	48+11	2007-22

MOST GAMES WITHOUT EVER SCORING A TRY

45	Louise Dalglish	Scotland	36+9	2004-14
40	Sarah Law	Scotland	26+14	2013-22
39	Lisa Martin	Scotland	32+7	2011-19
38	Catrina Nicholas	Wales	35+3	2005-14
37	Susie Brown	Scotland	31+6	2005-13
36	Lindsey Smith	Scotland	16+20	2011-18

MOST CONVERSIONS

105	Katy Daley-McLean	England	46+11	2007-20
73	Emily Scarratt	England	46+1	2009-22
61	Jessy Tremouliere	France	31+12	2012-22
60	Shelley Rae	England	15+8	2001-06
56	Estelle Sartini	France	40	2001-08
50	Niamh Briggs	Ireland	44+4	2008-18

MOST PENALTY GOALS

48	Niamh Briggs	Ireland	44+4	2008-18
41	Paula Chalmers	Scotland	28	2001-06
40	Estelle Sartini	France	40	2001-08
40	Veronica Schiavon	Italy	42+1	2007-16
23	Non Evans	Wales	32+1	2001-10

MOST DROP GOALS

3	Ines Etxegibel Alberdi	Spain	24	2001-06
1	Denise Fairbairn	Scotland	9	2001-02
1	Annick Hayraud	France	10	2001-02
1	Shelley Rae	England	15+8	2001-06
1	Sandrine Agricole	France	43+5	2003-14
1	Michela Tondinelli	Italy	17+8	2007-13
1	Niamh Briggs	Ireland	44+4	2008-18

IN A CAREER

MOST APPEARANCES

73	Sara Barattin	Italy	65+8	2004-22
64	Manuela Furlan	Italy	63+1	2009-22
63	Rochelle Clark	England	50+13	2005-18
59	Heather Lockhart	Scotland	38+21	2005-17
59	Sarah Hunter	England	48+11	2007-22
58	Fiona Coghlan	Ireland	55+3	2003-14
57	Katy Daley-McLean	England	46+11	2007-20
57	Lynne Cartwell	Ireland	56+1	2002-14
56	Jenny Davies	Wales	40+16	2003-15
54	Lucia Gai	Italy	48+6	2010-22
53	Claire Molloy	Ireland	50+3	2009-21
51	Melissa Bettoni	Italy	45+6	2012-22
50	Laetitia Salles	France	28+22	2003-14

WON EVERY GAME (MIN 10 GAMES)

Claire Allan	England	W15	2007-14
Sharon Whitehead	England	W13	2002-04
Katy Storie	England	W12	2007-09
Sarah Beckett	England	W12	2019-22
Heather Fisher	England	W10	2010-11
Sarah Beale	England	W10	2007-09

LOST EVERY MATCH (MIN 10 GAMES)

Anabel Sergeant	Scotland	L24	2008-20
Tess Forsberg	Scotland	L17	2011-14
Katy Green	Scotland	L16	2009-14
Karen Dunbar	Scotland	L15	2014-17
Lisa Robertson	Scotland	L11	2014-16
Mhairi Grieve	Scotland	L10	2015-19
Abi Evans	Scotland	L10	2015-19
Rachael Cook	Scotland	L10	2014-22

MOST SUCCESSIVE MATCHES WON

31	Maggie Alphonsi	England	26.2.2005 to 17.3.2012
29	Nolli Waterman	England	28.3.2003 to 23.2.2018
26	Michaela Staniford	England	26.2.2005 to 17.3.2012
25	Rachael Burford	England	3.2.2007 to 17.3.2012
25	Tamara Taylor	England	4.2.2006 to 2.2.2013
21	Sarah Hunter	England	3.2.2007 to 2.2.2013
20	Kat Merchant	England	26.2.2005 to 17.3.2012

IN A CAREER

MOST STARTS

65	Sara Barattin	Italy	2004-22
63	Manuela Furlan	Italy	2009-22
56	Lynne Cantwell	Ireland	2002-14
55	Fiona Coghlan	Ireland	2003-14
50	Rochelle Clark	England	2005-18
50	Claire Molloy	Ireland	2009-21
48	Sarah Hunter	England	2007-22
48	Lucia Gai	Italy	2010-22
48	Michela Sillari	Italy	2012-22
47	Joy Neville	Ireland	2003-13
47	Elen Evans	Wales	2004-17

MOST MINUTES PLAYED

5161	Sara Barattin	Italy	2004-22
4887	Manuela Furlan	Italy	2009-22
4445	Lynne Cantwell	Ireland	2002-14
4373	Fiona Coghlan	Ireland	2003-14
3923	Claire Molloy	Ireland	2009-21
3732	Michela Sillari	Italy	2012-22
3714	Joy Neville	Ireland	2003-13
3688	Sarah Hunter	England	2007-22
3641	Katy Daley-McLean	England	2007-20
3579	Rochelle Clark	England	2005-18
3516	Elen Evans	Wales	2004-17

MOST REPLACEMENT APPEARANCES

22	Laetitia Salles	France	2003-14
21	Heather Lockhart	Scotland	2005-17
20	Lindsey Smith	Scotland	2011-18
18	Jennifer Troncy	France	2006-15
17	Larissa Muldoon	Ireland	2011-20
17	Georgina Gulliver	England	2009-14
17	Amy Cokayne	England	2015-22
17	Cerys Hale	Wales	2016-22

MOST TIMES NAMED ON THE BENCH

26	Laetitia Salles	France	2003-14
25	Louise Beamish	Ireland	2003-10
22	Heather Lockhart	Scotland	2005-17
22	Jenny Davies	Wales	2003-15
21	Jennifer Troncy	France	2006-15
21	Cerys Hale	Wales	2016-22
20	Lindsey Smith	Scotland	2011-18
20	Lauren Harris	Scotland	2011-18
20	Amanda Greensmith	Ireland	2003-07

The most without ever actually playing is four by Emma Stanley (Ireland).

IN A CAREER

MOST TIMES UNUSED SUBSTITUTE

14	Louise Beamish	Ireland	2003-10
12	Amanda Greensmith	Ireland	2003-07
9	Amy Day	Wales	2006-15

MOST AS CAPTAIN

40	Mel Berry	Wales	4+2	2001-10
32	Sarah Hunter	England	48+11	2007-22
25	Fiona Coghlan	Ireland	55+3	2003-14
24	Karen Findlay	Scotland	28+1	2001-06
23	Paola Zangirolami	Italy	35+11	2007-17

BEST WINNING RATE AS CAPTAIN (MIN 5 GAMES)

100%	Sue Day	England	W6	2005-07
100%	Stephanie Provost	France	W5	2004
100%	Emily Scarratt	England	W5	2020-22
92.9%	Catherine Spencer	England	W13, L1	2008-10
88.9%	Paula George	England	W8, L1	2011-02
88.9%	Jo Yapp	England	W8, L1	2005-06
87.5%	Maxine Edwards	England	W7, L1	2003-04

NEVER WON AS A CAPTAIN (MIN 5 GAMES)

Susie Brown	Scotland	L13	2011-13
Tracy Balmer	Scotland	L12	2012-15
Rachel Malcolm	Scotland	L8	2020-22
Fiona Steed	Ireland	L7	2011-04
Gillian McCord	Scotland	L5	2008
Lisa Thomson	Scotland	L5	2019
Kylie Wilson	Wales	D1, L4	2005

MOST YELLOW CARDS

5	Sioned Harries	Wales	38+4	2011-22
3	Angelina Masdeu	Spain	19+3	2001-06
3	Louise Horgan	Wales	21+4	2005-10
3	Donna Kennedy	Scotland	39	2001-10
3	Claire Donovan	Wales	18+12	2001-10
3	Jamie Kift	Wales	42+1	2001-12
3	Sandrine Agricole	France	43+5	2003-14
3	Elisa Cucchiola	Italy	43+1	2007-17
3	Tracy Balmer	Scotland	32+3	2011-17
3	Rochelle Clark	England	50+13	2005-18

2022 CHAMPIONSHIP IN DETAIL



INDEX

ENGLAND

FRANCE

IRELAND

ITALY

SCOTLAND

WALES

OFFICIALS

HEAD TO HEADS

RECORDS

2022 IN DETAIL

WOMEN'S SIX NATIONS 2022				POINTS			ATTACK					DEFENCE						
Pos	POOL A	W	D	L	TB	LB	Tot	T	C	PG	DG	For	T	C	PG	DG	Agst	PD
1	England	5	0	0	4	0	27	45	27	1	0	282	4	1	0	0	22	260
2	France	4	0	1	4	0	20	22	15	4	0	152	6	3	4	0	48	104
3	Wales	2	0	3	2	1	11	12	3	1	0	69	22	13	1	0	139	-70
4	Ireland	2	0	3	1	0	9	11	4	1	0	68	24	10	6	0	158	-90
5	Italy	2	0	3	0	0	8	4	3	6	0	44	24	13	5	0	163	-119
6	Scotland	0	0	5	0	3	3	7	3	6	0	59	21	15	3	0	144	-85
TOTALS		15	0	15	11	4	78	101	55	19	0	674	101	55	19	0	674	

TOP WOMEN'S SIX NATIONS POINTS SCORERS 2022								
Name	Team	Apps	Mins	Try	Conv	PG	DG	PTS
Emily Scarratt	England	4+1	300	2	13	1	0	39
Jessy Tremouliere	France	2+3	180	2	11	0	0	32
Laure Sansus	France	4+1	255	6	0	0	0	30
Sarah Bern	England	4+1	267	5	0	0	0	25
Lark Davies	England	5	279	5	0	0	0	25
Lydia Thompson	England	3	240	5	0	0	0	25
Helen Nelson	Scotland	5	396	0	3	6	0	24
Michela Sillari	Italy	4	294	0	3	5	0	21
Caroline Drouin	France	3	208	0	4	4	0	20
Manlie Packer	England	4	320	4	0	0	0	20
Zoe Harrison	England	4	302	0	9	0	0	18

Best in a Women's Six Nations Season: 61pts by Jessy Tremouliere (France) in 2018

TOP WOMEN'S SIX NATIONS TRY SCORERS 2022				
Name	Team	Apps	Mins	Try
Laure Sansus	France	4+1	255	6
Sarah Bern	England	4+1	267	5
Lark Davies	England	5	279	5
Lydia Thompson	England	3	240	5
Manlie Packer	England	4	320	4
Poppy Cleall	England	4+1	266	3

Best in a Women's Six Nations Season: 10 - Chris Diver (England) 2003

BEST WOMEN'S SIX NATIONS PLACE KICKERS 2022								
Name	Team	Good	Att	Kick%	Last 10 kicks	Conv	PG	Streak
Michela Sillari	Italy	8	8	100.00%	2/c/33/3232/23	3/3	5/5	Last 8
Jessy Tremouliere	France	11	12	91.67%	2/2222/22c22	11/12	0/0	Last 2
Emily Scarratt	England	14	19	73.68%	22c222/2223	13/18	1/1	Last 7
Helen Nelson	Scotland	9	14	64.29%	c/3c/323/c333	3/7	6/7	Last 3
Caroline Drouin	France	8	14	57.14%	c/3c3ccc2/2c	4/10	4/4	Missed last 1
Helena Rowland	England	5	9	55.56%	3/2c/cc2222c	5/9	0/0	Missed last 1
Zoe Harrison	England	9	18	50.00%	cc2ccc2/2c2	9/18	0/0	Last 1
Robyn Wilkins	Wales	2	5	40.00%	p3322/2c/c/3c	1/4	1/1	Missed last 1
Nicole Cronin	Ireland	3	9	33.33%	c/22c/c/cc2c/p	3/8	0/1	Missed last 2
Elinor Snokwill	Wales	0	5	0.00%	ccc/cc	0/5	0/0	Missed last 5

Qual: 5 kicks at goal

Under Streak, "Last 4" means has kicked last four place kicks in a row successfully. Under "Last 10 kicks" **3** denotes a penalty goal, **2** a conversion, **p** is a missed penalty and **c** a missed conversion, whilst separate matches are divided with forward slashes.

ROUND 1: 26 MARCH 2022
SCOTLAND (5) 5, ENGLAND (38) 57
DAM Health Stadium, Edinburgh

Scotland: 15 Chloe Rollic(T); 14 Rhona Lloyd, 13 Hannah Smith, 12 Lisa Thomson, 11 Megan Gaffney; 10 Helen Nelson, 9 Jenny Maxwell; 1 Leah Bartlett, 2 Lana Skeldon, 3 Christine Bellise; 4 Emma Wassell, 5 Louise McMillan; 6 Rachel Malcolm (capt), 7 Rachel McLachlan, 8 Jade Konkel-Roberts.
Bench: 16 Molly Wright, 17 Lisa Cockburn, 18 Katie Dougan, 19 Lyndaay O'Donnell, 20 Eva Donaldson, 21 Sarah Law, 22 Meryl Smith, 23 Shona Campbell.
Replacements used: Cockburn for Bartlett 52, Wright for Skeldon 52, Campbell for Gaffney 53, Bartlett for Cockburn 61, Law for Maxwell 63, Dougan for Bellise 70, Smith for Nelson 78.
Tries: 1 - Rollic. **Kicking:** Nelson (Conv 0/1, Pens 0/1).

England: 15 Ellie Kildunne; 14 Heather Cowell(T), 13 Emily Scarratt(5C), 12 Holly Aitchison(T), 11 Abby Dow(T); 10 Helena Rowland(C), 9 Leanne Infante(T); 1 Maud Muir, 2 Lark Davies, 3 Sarah Bern; 4 Rosie Galligan, 5 Abbie Scott (Ward), 6 Poppy Cleall(T), 7 Marlie Packer(3T), 8 Sarah Hunter (capt).
Bench: 16 Connie Powell(T), 17 Vicki Cornborough, 18 Byrony Cleall, 19 Sarah Beckett, 20 Alex Matthews, 21 Lucy Packer, 22 Amber Reed, 23 Emma Sing.
Replacements used: Cornborough for Muir 48, Sing for Kildunne 53, Matthews for Cleall 58, Reed for Scarratt 58, Powell for Davies 61, Cleall for Bern 61, Packer for Riley 61, Beckett for Galligan 61.
Tries: 9 - Packer (3), Cleall, Cowell, Dow, Riley, Aitchison, Powell.
Kicking: Scarratt (Conv 5/7), Rowland (Conv 1/2).

Scoring sequence: 8' Packer (T) 0-5, Scarratt (C) 0-7, 12' Cleall (T) 0-12, Scarratt (C) 0-14, 15' Rollic (T) 5-14, 21' Cowell (T) 5-19, 24' Dow (T) 5-24, Scarratt (C) 5-26, 29' Packer (T) 5-31, 40' Riley (T) 5-36, Scarratt (C) 5-38, 52' Aitchison (T) 5-43, Scarratt (C) 5-45, 62' Powell (T) 5-50, Rowland (C) 5-52, 64' Packer (T) 5-57.

Referee: Joy Neville (Ireland) **Attendance:** 3988.

ROUND 1: 26 MARCH 2022
IRELAND (14) 19, WALES (5) 27
RDS Arena, Dublin

Ireland: 15 Eimear Considine (sin bin 7); 14 Aimee-Lee Murphy Crowe(T), 13 Eve Higgins, 12 Stacey Flood(T), 11 Lucy Mulhali; 10 Nicole Cronin(2C), 9 Aoibheann Reilly; 1 Linda Djougang(T), 2 Neve Jones, 3 Katie O'Dwyer; 4 Nichola Fryday (capt), 5 Sam Monaghan; 6 Dorothy Wall, 7 Edel McMahon, 8 Brittany Hogan.
Bench: 16 Emma Hooban, 17 Chloe Pearse, 18 Christy Haney, 19 Anna McGann, 20 Hannah O'Connor, 21 Kathryn Dane, 22 Enya Breen, 23 Beibhinn Parsons.
Replacements used: Pearse for O'Dwyer 54, Parsons for Murphy Crowe 54, Dane for Reilly 58, McGann for Hogan 62, Breen for Mulhali 63, O'Connor for Fryday 79.
Tries: 3 - Murphy Crowe, Djougang, Flood.
Kicking: Cronin (Conv 2/3).

Wales: 15 Kayleigh Powell; 14 Lisa Neumann, 13 Hannah Jones(T), 12 Kerin Lake, 11 Jasmine Joyce(T); 10 Elinor Snowsill, 9 Keira Bevan; 1 Gwernllan Pyrs, 2 Carys Phillips(T), 3 Cerys Hale; 4 Natalia John, 5 Gwen Crabb; 6 Alisha Butchers, 7 Alex Callender, 8 Siwan Lillcrap (capt).
Bench: 16 Kelsey Jones, 17 Cara Hope, 18 Donna Rose(2T), 19 Sioned Harries, 20 Beth Lewis, 21 Ffion Lewis, 22 Robyn Wilkins(C), 23 Sislila Tuipulotu.
Replacements used: Harries for John 51, Jones for Phillips 51, Lewis for Bevan 55, Hope for Pyrs 55, Rose for Hale 63, Lewis for Callender 63, Wilkins for Snowsill 69, Tuipulotu for Neumann 80.
Tries: 5 - Phillips, Joyce, Rose (2), Jones.
Kicking: Snowsill (Conv 0/3), Wilkins (Conv 1/2).

Scoring sequence: 16' Murphy Crowe (T) 5-0, Cronin (C) 7-0, 26' Phillips (T) 7-5, 29' Djougang (T) 12-5, Cronin (C) 14-5, 46' Joyce (T) 14-10, 56' Flood (T) 19-10, 64' Rose (T) 19-15, 73' Rose (T) 19-20, Wilkins (C) 19-22, 78' Jones (T) 19-27.

Referee: Kat Roche (USA) **Attendance:** 6113.

ROUND 1: 27 MARCH 2022
FRANCE (17) 39, ITALY (6) 6
Stade des Alpes, Grenoble

France: 15 Chloe Jacquet(T); 14 Lea Murie(T), 13 Maelle Flopon, 12 Gabrielle Vernier; 11 Marie-Aurelie Castel; 10 Caroline Drouin(2C/2P), 9 Alexandra Chambon; 1 Annaelle Deshaye, 2 Agathe Sochat, 3 Clara Joyeux; 4 Madoussou Fall(T), 5 Audrey Forlani; 6 Romane Menager; 7 Gaelle Hermet (capt), 8 Emeline Gros(T).
Bench: 16 Laure Touye, 17 Coco Lindelauf, 18 Assia Khalfaoui, 19 Manae Feleu, 20 Axelle Berthomieu, 21 Laure Sansus, 22 Jessy Tremouliere(2C), 23 Emile Boulard(T).
Replacements used: Sansus for Chambon 52, Boulard for Vernier 54, Berthomieu for Menager 57, Touye for Sochat 61, Lindelauf for Deshaye 61, Khalfaoui for Joyeux 61, Feleu for Gros 63, Tremouliere for Drouin 72.
Tries: 5 - Fall, Gros, Murie, Boulard, Jacquet.
Kicking: Drouin (Conv 2/3, Pens 2/2), Tremouliere (Conv 2/2).

Italy: 15 Manuela Furlan (capt); 14 Aura Muzzo, 13 Michela Sillari(2P), 12 Alyssa d'Inca, 11 Maria Magatti; 10 Beatrice Rigoni, 9 Sofia Stefan; 1 Gaia Maris, 2 Melissa Bettoni, 3 Lucia Gai; 4 Sara Tounesi, 5 Giordana Duca; 6 Francesca Sberna, 7 Isabella Locatelli, 8 Elisa Giordano.
Bench: 16 Vittoria Vecchini, 17 Emanuela Stecca, 18 Sara Seye, 19 Valeria Fedrighi, 20 Alessandra Frangipani, 21 Sara Barattin, 22 Veronica Madia, 23 Vittoria Ostuni Minuzzi.
Replacements used: Madia for d'Inca 51, Fedrighi for Tounesi 51, Ostuni Minuzzi for Sillari 54, Vecchini for Bettoni 67, Seye for Gai 67, Barattin for Stefan 67, Stecca for Maris 72, Frangipani for Sberna 72.
Tries: None.
Kicking: Sillari (Pens 2/2).

Scoring sequence: 3' Drouin (P) 3-0, 5' Sillari (P) 3-3, 17' Fall (T) 8-3, Drouin (C) 10-3, 25' Gros (T) 15-3, Drouin (C) 17-3, 33' Sillari (P) 17-6, 50' Drouin (P) 20-6, 58' Murie (T) 25-6, 75' Boulard (T) 30-6, Tremouliere (C) 32-6, 78' Jacquet (T) 37-6, Tremouliere (C) 39-6.

Referee: Sara Cox (England) **Attendance:** 13728.

ROUND 2: 2 APRIL 2022
FRANCE (26) 40, IRELAND (0) 5
Stade Ernest Wallon, Toulouse

France: 15 Emile Boulard (sin bin 80(T)); 14 Cyrielle Banet, 13 Maelle Flopon, 12 Gabrielle Vernier; 11 Melissaandre Liorens(T); 10 Caroline Drouin(C/2P), 9 Laure Sansus(2T); 1 Coco Lindelauf, 2 Laure Touye, 3 Clara Joyeux(T); 4 Madoussou Fall, 5 Audrey Forlani(T); 6 Axelle Berthomieu, 7 Gaelle Hermet (capt), 8 Romane Menager.
Bench: 16 Celia Domain, 17 Annaelle Deshaye, 18 Assia Khalfaoui, 19 Celine Feren, 20 Julie Annery, 21 Alexandra Chambon, 22 Jessy Tremouliere(C), 23 Chloe Jacquet.
Replacements used: Khalfaoui for Joyeux 56, Feren for Fall 56, Deshaye for Lindelauf 56, Tremouliere for Drouin 56, Chambon for Sansus 60, Annery for Hermet 63, Domain for Touye 69, Jacquet for Vernier 69.
Tries: 6 - Liorens, Sansus (2), Forlani, Joyeux, Boulard.
Kicking: Drouin (Conv 1/5, Pens 2/2), Tremouliere (Conv 1/1).

Ireland: 15 Eimear Considine; 14 Aimee-Lee Murphy Crowe, 13 Eve Higgins(T), 12 Stacey Flood, 11 Lucy Mulhali; 10 Nicole Cronin, 9 Aoibheann Reilly; 1 Linda Djougang, 2 Neve Jones, 3 Katie O'Dwyer; 4 Nichola Fryday (capt), 5 Sam Monaghan; 6 Dorothy Wall, 7 Edel McMahon, 8 Brittany Hogan.
Bench: 16 Emma Hooban, 17 Chloe Pearse, 18 Christy Haney, 19 Anna McGann, 20 Hannah O'Connor, 21 Kathryn Dane, 22 Enya Breen, 23 Beibhinn Parsons.
Replacements used: Haney for O'Dwyer 41, Parsons for Considine 41, O'Connor for Hogan 56, Dane for Reilly 56, Hooban for Jones 56, McGann for Fryday 73, Breen for Flood 73.
Tries: 1 - Higgins. **Kicking:** Cronin (Conv 0/1).

Scoring sequence: 3' Drouin (P) 3-0, 11' Liorens (T) 8-0, 18' Drouin (P) 11-0, 23' Sansus (T) 16-0, 30' Forlani (T) 21-0, 37' Joyeux (T) 26-0, 47' Sansus (T) 31-0, Drouin (C) 33-0, 55' Higgins (T) 33-5, 66' Boulard (T) 38-5, Tremouliere (C) 40-5.

Referee: Aimee Barnett-Theron (South Africa)
Attendance: 11657.

ROUND 2: 2 APRIL 2022 WALES (7) 24, SCOTLAND (14) 19 Cardiff Arms Park

Wales: 15 Kaylorigh Powell; 14 Lisa Neumann, 13 Hannah Jones, 12 Kerin Lake (sin bin 40-50), 11 Jasmine Joyce; 10 Elinor Snowsill, 9 Keira Bevan(2C); 1 Gwenllian Pyrs, 2 Carys Phillips(T), 3 Cerys Hale; 4 Natalia John, 5 Gwen Crabb; 6 Alisha Butchers, 7 Alex Callender, 8 Siwan Lillicap (capt).
Bench: 16 Kelsey Jones(T), 17 Cara Hope, 18 Donna Rose, 19 Sioned Harries(T), 20 Beth Lewis, 21 Ffion Lewis(T), 22 Robyn Wilkins, 23 Sillia Tuipulotu.
Replacements used: Harries for John 43, Jones for Phillips 47, Lewis for Bevan 59, Lewis for Callender 61, Rose for Hale 66, Hope for Pyrs 69, Wilkins for Lake 76.
Tries: 4 - Phillips, Harries, Jones, Lewis
Kicking: Snowsill (Conv 0/2), Bevan (Conv 2/2).

Scotland: 15 Shona Campbell; 14 Rhona Lloyd(2T), 13 Emma Orr; 12 Lisa Thomson, 11 Megan Gaffney; 10 Helen Nelson(2C), 9 Jenny Maxwell; 1 Leah Bartlett (sin bin 62-72), 2 Lana Skeldon(T), 3 Christine Belisle; 4 Emma Wassell, 5 Sarah Bonar; 6 Rachel Malcolm (capt), 7 Evie Gallagher; 8 Jade Konkel-Roberts.
Bench: 16 Jodie Rettle, 17 Panache Muzamba, 18 Anne Young, 19 Lyndsay O'Donnell, 20 Louise McMillan, 21 Caitly Mattinson, 22 Meryl Smith, 23 Hannah Smith.
Replacements used: Mattinson for Maxwell 47, McMillan for Bonar 64, Young for Malcolm 66, Malcolm for Young 74, Smith for Orr 76.
Tries: 3 - Skeldon, Lloyd (2). **Kicking:** Nelson (Conv 2/3).

Scoring sequence: 3' Skeldon (T) 0-5, Nelson (C) 0-7, 21' Phillips (T) 5-7, Bevan (C) 7-7, 31' Lloyd (T) 7-12, Nelson (C) 7-14, 41' Lloyd (T) 7-19, 45' Harries (T) 12-19, Bevan (C) 14-19, 63' Jones (T) 19-19, 75' Lewis (T) 24-19.

Referee: Joy Neville (Ireland). **Attendance:** 4875.

ROUND 2: 3 APRIL 2022 ITALY (0) 0, ENGLAND (31) 74 Stadio Sergio Lanfranchi, Parma

Italy: 15 Vittoria Ostuni Minuzzi; 14 Aura Muzzo, 13 Michela Sillari, 12 Beatrice Rigori (sin bin 70), 11 Maria Magatti; 10 Veronica Madia, 9 Sofia Stefan; 1 Gaia Maris, 2 Melissa Bettoni, 3 Lucia Gai; 4 Sara Tounesi, 5 Giordana Duca; 6 Francesca Sberna, 7 Isabella Locatelli, 8 Elisa Giordano (capt).
Bench: 16 Vittoria Vecchini, 17 Francesca Barro, 18 Sara Seye, 19 Valeria Fedrighi, 20 Beatrice Veronese, 21 Sara Barattin, 22 Alyssa d'Inca, 23 Manuela Furlan.
Replacements used: Vecchini for Bettoni 36, Veronese for Sberna 43, Barattin for Stefan 55, Furlan for Muzzo 55, Fedrighi for Locatelli 55, Barro for Maris 61, Seye for Gai 63, d'Inca for Tounesi 73.
Tries: None. **Kicking:**

England: 15 Ellie Kidunne; 14 Lydia Thompson(3T), 13 Holly Aitchison, 12 Helena Rowland(4C), 11 Sarah McKenna(2T); 10 Zoe Harrison(3C), 9 Natasha Hunt; 1 Vicki Cornborough, 2 Lark Davies(T), 3 Shaunagh Brown(T); 4 Rosie Galligan, 5 Abbie Scott (Ward); 6 Alex Matthews(T), 7 Sadiya Kabeya, 8 Poppy Cleall (capt).
Bench: 16 Connie Powell, 17 Maud Muir, 18 Sarah Bern(T), 19 Sarah Hunter, 20 Vicky Fleetwood(T), 21 Lucy Packer, 22 Emily Scarratt(T), 23 Emma Sing(T).
Replacements used: Fleetwood for Kabeya 43, Bern for Brown 51, Powell for Davies 53, Muir for Cornborough 53, Packer for Hunt 55, Sing for Kidunne 61, Scarratt for Aitchison 66, Hunter for Cleall 67.
Tries: 12 - McKenna (2), Thompson (3), Davies, Brown, Matthews, Fleetwood, Bern, Sing, Scarratt.
Kicking: Rowland (Conv 4/7), Harrison (Conv 3/5).

Scoring sequence: 4' McKenna (T) 0-5, Harrison (C) 0-7, 14' Thompson (T) 0-12, 21' Davies (T) 0-17, 27' Brown (T) 0-22, Harrison (C) 0-24, 34' Matthews (T) 0-29, Harrison (C) 0-31, 41' Thompson (T) 0-36, 48' Fleetwood (T) 0-41, 51' Bern (T) 0-46, Rowland (C) 0-48, 63' Sing (T) 0-53, Rowland (C) 0-55, 67' Scarratt (T) 0-60, Rowland (C) 0-62, 73' McKenna (T) 0-67, Rowland (C) 0-69, 79' Thompson (T) 0-74.

Referee: Kat Roche (USA).

ROUND 3: 9 APRIL 2022 ENGLAND (19) 58, WALES (0) 5 Kingsholm, Gloucester

England: 15 Abby Dow; 14 Jess Breach(2T), 13 Emily Scarratt(T), 12 Helena Rowland, 11 Sarah McKenna; 10 Zoe Harrison(4C), 9 Lucy Packer; 1 Vicki Cornborough, 2 Lark Davies(2T), 3 Sarah Bern(T); 4 Poppy Cleall, 5 Abbie Scott (Ward)(T); 6 Alex Matthews(T), 7 Marie Packer, 8 Sarah Hunter (capt)(T).
Bench: 16 Connie Powell, 17 Maud Muir, 18 Shaunagh Brown(T), 19 Rosie Galligan, 20 Vicky Fleetwood, 21 Natasha Hunt, 22 Amber Reed, 23 Ellie Kidunne.
Replacements used: Kidunne for Dow 13, Hunt for Packer 52, Powell for Davies 62, Muir for Cornborough 62, Reed for Rowland 64, Galligan for Cleall 64, Fleetwood for Matthews 64, Brown for Bern 66.
Tries: 10 - Davies (2), Scott, Breach (2), Bern, Matthews, Brown, Scarratt, Hunter. **Kicking:** Harrison (Conv 4/10).

France: 15 Kaylorigh Powell; 14 Lisa Neumann, 13 Hannah Jones, 12 Kerin Lake, 11 Jasmine Joyce; 10 Robyn Wilkins, 9 Ffion Lewis; 1 Gwenllian Pyrs, 2 Carys Phillips, 3 Donna Rose; 4 Sillia Tuipulotu, 5 Gwen Crabb; 6 Siwan Lillicap (capt), 7 Alisha Butchers, 8 Sioned Harries.
Bench: 16 Kelsey Jones(T), 17 Cara Hope, 18 Cerys Hale, 19 Alex Callender, 20 Beth Lewis, 21 Keira Bevan, 22 Elinor Snowsill, 23 Natalia John (sin bin 59-69).
Replacements used: Hale for Rose 41, John for Tuipulotu 41, Jones for Phillips 52, Callender for Butchers 52, Bevan for Lewis 56, Hope for Pyrs 56, Lewis for Harries 62, Snowsill for Lake 64.
Tries: 1 - Jones. **Kicking:** Bevan (Conv 0/1).

Scoring sequence: 14' Davies (T) 5-0, 20' Scott (T) 10-0, Harrison (C) 12-0, 34' Breach (T) 17-0, Harrison (C) 19-0, 44' Davies (T) 24-0, 51' Breach (T) 29-0, 54' Bern (T) 34-0, Harrison (C) 36-0, 63' Matthews (T) 41-0, 67' Jones (T) 41-5, 70' Brown (T) 46-5, 74' Scarratt (T) 51-5, 80' Hunter (T) 56-5, Harrison (C) 58-5.

Referee: Julianne Zussman (Canada). **Attendance:** 14689.

ROUND 3: 10 APRIL 2022 SCOTLAND (3) 8, FRANCE (28) 28 Stottstown Stadium, Glasgow

Scotland: 15 Chloe Rolfe(T); 14 Rhona Lloyd, 13 Emma Orr; 12 Lisa Thomson, 11 Megan Gaffney; 10 Helen Nelson(P), 9 Jenny Maxwell; 1 Leah Bartlett, 2 Lana Skeldon, 3 Christine Belisle; 4 Louise McMillan, 5 Sarah Bonar; 6 Rachel Malcolm (capt), 7 Evie Gallagher; 8 Jade Konkel-Roberts.
Bench: 16 Jodie Rettle, 17 Molly Wright, 18 Katie Dougan, 19 Lyndsay O'Donnell, 20 Rachel McLachlan, 21 Caitly Mattinson, 22 Sarah Law, 23 Meryl Smith.
Replacements used: Law for Orr 50, McLachlan for Konkel 54, Mattinson for Maxwell 54, Wright for Bartlett 57, Rettle for Skeldon 78, Dougan for Belisle 78, Smith for Nelson 78, O'Donnell for McMillan 79.
Tries: 1 - Rolfe. **Kicking:** Nelson (Conv 0/1, Pens 1/1).

France: 15 Emilie Boulard; 14 Marie-Aurélien Castel, 13 Marine Manager, 12 Chloe Jaquet, 11 Melissandre Lorens; 10 Jessy Tremouliere(T)(4C), 9 Laure Sansus(2T); 1 Anaelle Deshay, 2 Laure Touye, 3 Assia Khalfaoui; 4 Celine Fener; 5 Madoussou Fall; 6 Julie Annery (sin bin 64-75), 7 Gaelle Hermet (capt)(T), 8 Emeline Gros.
Bench: 16 Celia Domain, 17 Cocco Lindelauf, 18 Clara Joyeux, 19 Safi N'Diaye, 20 Romane Manager, 21 Alexandra Chambon, 22 Morgane Peyronnet, 23 Gabrielle Vernier.
Replacements used: Chambon for Sansus 41, Lindelauf for Deshay 51, Joyeux for Khalfaoui 51, N'Diaye for Fall 52, Manager for Hermet 60, Peyronnet for Tremouliere 63, Domain for Touye 73, Vernier for Castel 73.
Tries: 4 - Sansus (2), Tremouliere, Hermet.
Kicking: Tremouliere (Conv 4/4).

Scoring sequence: 8' Sansus (T) 0-5, Tremouliere (C) 0-7, 19' Nelson (P) 3-7, 27' Sansus (T) 10-2, Tremouliere (C) 3-14, 35' Sansus (T) 3-19, Tremouliere (C) 3-21, 39' Hermet (T) 3-26, Tremouliere (C) 3-28, 68' Rolfe (T) 8-28.

Referee: Clara Munarini (Italy).

ROUND 3: 10 APRIL 2022
IRELAND (10) 29, ITALY (3) 8
Musgrave Park, Cork

Ireland: 15 Lucy Mulhall(T); 14 Beibhinn Parsons, 13 Eve Higgins(T), 12 Stacey Flood, 11 Ameen-Lee Murphy Crowe; 10 Nicole Cronin(C), 9 Kathryn Dane; 1 Linda Djougang, 2 Neve Jones(T), 3 Christy Haney; 4 Nichola Fryday (capt), 5 Sam Monaghan; 6 Dorothy Wall, 7 Edel McMahon, 8 Hannah O'Connor.

Bench: 16 Emma Hooban, 17 Chloe Pearse, 18 Katie O'Dwyer(T), 19 Brittany Hogan, 20 Aoife Wafer (sin bin 68-78), 21 Aoihbheann Reilly, 22 Erya Breen, 23 Aoife Doyle.

Replacements used: Wafer for Wall 59, Doyle for Parsons 59, Hogan for Fryday 59, Hooban for Jones 60, O'Dwyer for Haney 60, Breen for Murphy Crowe 63, Pearse for Djougang 65, Reilly for Dane 69.

Tries: 5 - Mulhall, Jones, Higgins, Penalty Try, O'Dwyer.

Kicking: Cronin (Conv 1/4).

Italy: 15 Vittoria Ostuni Minuzzi; 14 Manuela Furlan (capt), 13 Alyssa d'Inca, 12 Beatrice Rigoni(P), 11 Maria Magatti; 10 Veronica Madia, 9 Sara Barattin; 1 Gaia Maris, 2 Melissa Bettoni(T), 3 Lucia Gai; 4 Sara Tounesi, 5 Valeria Fedrighi; 6 Beatrice Veronese, 7 Isabella Locatelli, 8 Elisa Giordano (sin bin 33-44).

Bench: 16 Vittoria Vecchini, 17 Emanuela Stecca, 18 Sara Seye, 19 Alessia Margotti, 20 Alessandra Frangipani, 21 Sofia Stefan, 22 Beatrice Capomaggi, 23 Federica Cipolla.

Replacements used: Stefan for Madia 41, Frangipani for Locatelli 53, Vecchini for Maris 59, Margotti for Tounesi 72, Seye for Gai 76, Stecca for Bettoni 76.

Tries: 1 - Bettoni. **Kicking:** Rigoni (Conv 0/1, Pens 1/1).

Scoring sequence: 4' Rigoni (P) 0-3, 20' Mulhall (T) 5-3, 34' Jones (T) 10-3, 42' Higgins (T) 15-3, Cronin (C) 17-3, 51' Penalty Try (T) 24-3, 71' Bettoni (T) 24-8, 76' O'Dwyer (T) 29-8.

Referee: Aurelie Groizeleau (France).

ROUND 4: 22 APRIL 2022
WALES (0) 5, FRANCE (26) 33
Cardiff Arms Park

Wales: 15 Kayleigh Powell; 14 Lisa Neumann, 13 Hannah Jones, 12 Robyn Wilkins, 11 Jasmine Joyce; 10 Eilnon Snowsill, 9 Keira Bevan; 1 Gwenllian Ffyns, 2 Carys Phillips, 3 Cerys Hale; 4 Natalia John, 5 Gwen Crabb; 6 Alisha Butchers, 7 Beth Lewis, 8 Siwan Lilliacrap (capt).

Bench: 16 Kelsey Jones, 17 Cara Hope, 18 Donna Rose, 19 Alex Callender, 20 Stoned Harries(T), 21 Ffion Lewis, 22 Kerin Lake, 23 Niamh Terry.

Replacements used: Harries for Lilliacrap 19, Hope for Ffyns 26, Lilliacrap for Harries 26, Terry for Joyce 29, Ffyns for Hope 36, Joyce for Terry 39, Callender for Lewis 48, Lewis for Bevan 48, Harries for Lilliacrap 51, Rose for Hale 53, Jones for Phillips 60, Lake for Snowsill 60, Hope for Ffyns 64, Terry for Powell 64.

Tries: 1 - Harries. **Kicking:** Wilkins (Conv 0/1).

France: 15 Chloe Jaquet(T); 14 Caroline Boujard(T), 13 Maëlle Filopon, 12 Gabrielle Vernier, 11 Marine Menager; 10 Jessy Tremouliere (T/4C), 9 Laure Sansus(T), 11 Annabelle Deshaye, 2 Agathe Sochat, 3 Clara Joyeux; 4 Céline Feren; 5 Madoussou Fall; 6 Julie Annery; 7 Gaëlle Hermet (capt), 8 Romane Menager.

Bench: 16 Laure Touye, 17 Coco Lindelauf, 18 Assia Khaifauloi, 19 Audrey Forlani, 20 Emeline Gros, 21 Alexandra Chambon, 22 Morgane Peyronnet, 23 Emilie Boulard.

Replacements used: Chambon for Sansus 49, Forlani for Hermet 49, Lindelauf for Deshaye 58, Boulard for Vernier 58, Khaifauloi for Joyeux 58, Gros for Menager 61, Touye for Sochat 69, Peyronnet for Tremouliere 72.

Tries: 5 - Sansus (2), Boujard, Jaquet, Tremouliere.

Kicking: Tremouliere (Conv 4/5).

Scoring sequence: 8' Sansus (T) 0-5, Tremouliere (C) 0-7, 20' Boujard (T) 0-12, Tremouliere (C) 0-14, 24' Jaquet (T) 0-19, 28' Sansus (T) 0-24, Tremouliere (C) 0-26, 54' Tremouliere (T) 0-31, Tremouliere (C) 0-33, 80' Harries (T) 5-33.

Referee: Maggie Cogger-Orr (New Zealand).

ROUND 4: 23 APRIL 2022
ITALY (3) 20, SCOTLAND (10) 13
Stadio Sergio Lanfranchi, Parma

Italy: 15 Manuela Furlan (capt); 14 Aura Muzzo, 13 Michela Sillari(2C/2P), 12 Beatrice Rigoni, 11 Maria Magatti; 10 Veronica Madia, 9 Sofia Stefan; 1 Melissa Bettoni(T), 2 Vittoria Vecchini, 3 Lucia Gai; 4 Valeria Fedrighi, 5 Giordana Duca; 6 Beatrice Veronese, 7 Isabella Locatelli, 8 Elisa Giordano.

Bench: 16 Silvia Turani(T), 17 Gaia Maris, 18 Michela Merlo, 19 Sara Tounesi, 20 Alessandra Frangipani, 21 Sara Barattin, 22 Alyssa d'Inca, 23 Vittoria Ostuni Minuzzi.

Replacements used: Barattin for Stefan 7, Ostuni Minuzzi for Furlan 14, Furlan for Ostuni Minuzzi 23, Tounesi for Veronese 58, Turani for Vecchini 61, Ostuni Minuzzi for Furlan 63.

Tries: 2 - Bettoni, Turani. **Kicking:** Sillari (Conv 2/2, Pens 2/2).

Scotland: 15 Chloe Rollie; 14 Rhona Lloyd, 13 Lisa Thomson, 12 Helen Nelson(C/2P), 11 Shona Campbell; 10 Sarah Law, 9 Caitly Mattinson; 1 Molly Wright, 2 Lana Skeldon, 3 Christine Belle; 4 Emma Wassell(T), 5 Sarah Bonar; 6 Rachel Malcolm (capt), 7 Rachel McLachlan, 8 Evie Gallagher.

Bench: 16 Jodie Reilly, 17 Leah Bartlett, 18 Katie Dougan, 19 Louise McMillan, 20 Anne Young, 21 Jenny Maxwell, 22 Hannah Smith, 23 Megan Gaffney.

Replacements used: Smith for Law 55, Maxwell for Mattinson 55, Gaffney for Maxwell 57, Bartlett for Wright 64, McMillan for McLachlan 72.

Tries: 1 - Wassell. **Kicking:** Nelson (Conv 1/1, Pens 2/2).

Scoring sequence: 13' Nelson (P) 0-3, 22' Sillari (P) 3-3, 35' Wassell (T) 3-8, Nelson (C) 3-10, 44' Bettoni (T) 8-10, Sillari (C) 10-10, 54' Sillari (P) 13-10, 70' Turani (T) 18-10, Sillari (C) 20-10, 76' Nelson (P) 20-13.

Referee: Lauren Jenner (New Zealand). **Attendance:** 1482.

ROUND 4: 24 APRIL 2022
ENGLAND (10) 69, IRELAND (0) 0
Welford Road, Leicester

England: 15 Helena Rowland; 14 Lydia Thompson(2T), 13 Emily Scarratt(5C), 12 Holly Aitchison, 11 Jess Breach; 10 Zoe Harrison(2C), 9 Leanne Inffante; 1 Vickii Cornborough, 2 Lark Davies(2T), 3 Sarah Bern(T), 4 Zoe Aldcroft, 5 Abbie Scott (Ward); 6 Alex Matthews, 7 Marlie Packer(T), 8 Sarah Hunter (capt).

Bench: 16 Amy Kokayne, 17 Hannah Botterman(T), 18 Maud Muir, 19 Rosie Galligan, 20 Poppy Cleall(T), 21 Natasha Hunt, 22 Amber Reed, 23 Ellie Kidunne(2T).

Replacements used: Kidunne for Breach 44, Kokayne for Davies 46, Botterman for Cornborough 46, Muir for Riley 59, Cleall for Hunter 48, Galligan for Scott 56, Hunt for Breach 59, Reed for Aitchison 59, Aitchison for Scarratt 67, Scarratt for Aitchison 79.

Tries: 11 - Davies (2), Bern, Packer, Thompson (2), Cleall (2), Botterman, Kidunne (2). **Kicking:** Scarratt (Conv 5/6), Harrison (Conv 2/3).

Ireland: 15 Molly Scuffin-McCabe; 14 Aoife Doyle, 13 Sene Naoupu (sent off 67), 12 Erya Breen, 11 Eimear Considine; 10 Nicole Cronin, 9 Kathryn Dane; 1 Linda Djougang, 2 Neve Jones, 3 Christy Haney; 4 Nichola Fryday (capt), 5 Aoife McDermodt; 6 Dorothy Wall (sin bin 44-56), 7 Edel McMahon, 8 Hannah O'Connor.

Bench: 16 Emma Hooban, 17 Chloe Pearse, 18 Katie O'Dwyer, 19 Grace Moore, 20 Maeve-Og O'Leary, 21 Aoihbheann Reilly, 22 Michelle Claffey, 23 Niamh Byrne.

Replacements used: Claffey for Cronin 29, O'Dwyer for Haney 43, Moore for McDermodt 50, Byrne for Considine 63, O'Leary for Wall 65, Pearse for Djougang 73, Hooban for Jones 73, Reilly for Dane 73.

Tries: None. **Kicking:** Cronin (Pens 0/1).

Scoring sequence: 1' Davies (T) 5-0, 16' Bern (T) 10-0, 41' Packer (T) 15-0, Scarratt (C) 17-0, 44' Davies (T) 22-0, Scarratt (C) 24-0, 30' Thompson (T) 29-0, 55' Cleall (T) 34-0, Scarratt (C) 36-0, 60' Botterman (T) 41-0, Scarratt (C) 43-0, 64' Cleall (T) 48-0, Scarratt (C) 50-0, 66' Kidunne (T) 55-0, Harrison (C) 57-0, 72' Kidunne (T) 62-0, 76' Thompson (T) 67-0, Harrison (C) 69-0.

Referee: Amber McLachlan (Australia). **Attendance:** 15836.

ROUND 5: 30 APRIL 2022**WALES (0) 8, ITALY (7) 10****Cardiff Arms Park**

Wales: 15 Niamh Terry; 14 Lisa Neumann, 13 Hannah Jones, 12 Kerin Lake, 11 Jasmine Joyce; 10 Robyn Wilkins (sin bin 20-30) (P), 9 Ffion Lewis; 1 Cara Hope, 2 Kelsey Jones, 3 Donna Rose; 4 Siwan Lillcrap (capt), 5 Owen Crabb; 6 Alisha Butchers, 7 Alex Callender; 8 Sioned Harries (sin bin 22-32).

Bench: 16 Carys Phillips, 17 Caryl Thomas, 18 Cerys Hale, 19 Natalia John, 20 Beth Lewis, 21 Keira Bevan(T), 22 Lleucu George, 23 Kayleigh Powell.

Replacements used: John for Lillcrap 41, Phillips for Jones 48, Bevan for Lewis 48, George for Lake 54, Thomas for Hope 62, Hale for Rose 62, Powell for Terry 65, Lewis for Callender 65, Callender for Butchers 71.

Tries: 1 - Bevan. **Kicking:** Wilkins (Conv 0/1, Pens 1/1).

Italy: 15 Manuela Furlan (capt); 14 Aura Muzzo, 13 Michela Sillari(C/P), 12 Beatrice Rigoni, 11 Maria Magatti; 10 Veronica Madia, 9 Sara Barattin(T); 1 Silvia Turani, 2 Melissa Bettoni, 3 Lucia Gai; 4 Valeria Fedrighi, 5 Giordana Duca; 6 Beatrice Veronese, 7 Ilaria Arrighetti, 8 Elisa Giordano.

Bench: 16 Vittoria Vecchini, 17 Gaia Maris, 18 Sara Seye, 19 Sara Tounesi, 20 Isabella Locatelli, 21 Francesca Granzotto, 22 Alyssa d'Inca, 23 Vittoria Ostuni Minuzzi.

Replacements used: Vecchini for Bettoni 43, Tounesi for Fedrighi 51, Bettoni for Turani 54.

Tries: 1 - Barattin. **Kicking:** Sillari (Conv 1/1, Pens 1/1).

Scoring sequence: 31' Barattin (T) 0-5, Sillari (C) 0-7, 70' Wilkins (P) 3-7, 75' Bevan (T) 8-7, 79' Sillari (P) 8-10.

Referee: Amber McLachlan (Australia). **Attendance:** 3378

ROUND 5: 30 APRIL 2022**FRANCE (7) 12, ENGLAND (21) 24****Stade Jean Daurer, Bayonne**

France: 15 Chloe Jacquet; 14 Caroline Boujard, 13 Maelle Filopon (sin bin 53-68), 12 Gabrielle Vernier; 11 Marine Menager; 10 Caroline Drouin(C), 9 Laure Sansus; 1 Annaelle Deshayé(T), 2 Agathe Sochat, 3 Clara Joyeux; 4 Madoussou Fall, 5 Audrey Forlani; 6 Céline Ferer; 7 Gaëlle Hermet (capt), 8 Romane Menager(T).

Bench: 16 Laure Touye, 17 Coco Lindelauf, 18 Yllana Brosseau, 19 Julie Annery, 20 Emeline Gros, 21 Alexandra Chambon, 22 Jessy Tremoulière, 23 Emilie Boulard.

Replacements used: Annery for Forlani 46, Boulard for Boujard 59, Touye for Sochat 64, Brosseau for Joyeux 64, Gros for Menager 67, Tremoulière for Vernier 67, Lindelauf for Deshayé 73, Chambon for Sansus 78.

Tries: 2 - Menager, Deshayé. **Kicking:** Drouin (Conv 1/2).

England: 15 Helena Rowland; 14 Lydia Thompson, 13 Emily Scarratt (capt)(3C/P), 12 Holly Aitchison, 11 Jess Breach; 10 Zoe Harrison (sin bin 42-52), 9 Leanne Infante; 1 Vickii Cornborough, 2 Lark Davies, 3 Sarah Bern(2T); 4 Zoe Aldcroft, 5 Abbie Scott (Ward)(T); 6 Alex Matthews, 7 Marlie Packer, 8 Poppy Cleall.

Bench: 16 Amy Cokayne, 17 Hannah Botterman, 18 Maud Muir, 19 Rosie Galligan, 20 Sarah Beckett, 21 Sadia Kabeya, 22 Natasha Hunt, 23 Ellie Kildunne.

Replacements used: Galligan for Cleall 52, Botterman for Davies 57, Cokayne for Cornborough 58, Hunt for Riley 59, Muir for Bern 65, Kildunne for Harrison 72, Beckett for Matthews 78.

Tries: 3 - Bern (2), Scott. **Kicking:** Scarratt (Conv 3/3, Pens 1/1).

Scoring sequence: 3' Menager (T) 5-0, Drouin (C) 7-0, 11' Bern (T) 7-5, Scarratt (C) 7-7, 16' Scott (T) 7-12, Scarratt (C) 7-14, 25' Bern (T) 7-19, Scarratt (C) 7-21, 59' Scarratt (P) 7-24, 66' Deshayé (T) 12-24.

Referee: Hollie Davidson (Scotland). **Attendance:** 10600.

ROUND 5: 30 APRIL 2022**IRELAND (8) 15, SCOTLAND (5) 14****Kingspan Stadium, Belfast**

Ireland: 15 Vicky Irwin; 14 Aoife Doyle, 13 Sene Naoupu, 12 Enya Breen(T/C), 11 Molly Scuffil-McCabe; 10 Nikki Caughey, 9 Kathryn Dane; 1 Linda Djougang, 2 Neve Jones(T), 3 Christy Haney; 4 Nichola Fryday (capt), 5 Sam Monaghan; 6 Dorothy Wall, 7 Edel McMahon, 8 Hannah O'Connor(P).

Bench: 16 Emma Hooban, 17 Chloe Pearse, 18 Katie O'Dwyer, 19 Aoife McDerrott, 20 Grace Moore, 21 Maewve-Og O'Leary, 22 Ailsa Hughes, 23 Michelle Claffey.

Replacements used: O'Dwyer for Haney 59, Claffey for Caughey 59, O'Leary for Wall 65, Moore for McMahon 65, Hughes for Dane 75.

Tries: 2 - Jones, Breen. **Kicking:** Breen (Conv 1/2), O'Connor (Pens 1/2).

Scotland: 15 Chloe Rollie; 14 Rhona Lloyd, 13 Lisa Thomson, 12 Helen Nelson(3P), 11 Shona Campbell; 10 Sarah Law, 9 Caitly Mattinson; 1 Molly Wright, 2 Lana Skeldon, 3 Christine Belleie; 4 Emma Wassell, 5 Sarah Bonar; 6 Rachel Malcolm (capt), 7 Rachel McLachlan, 8 Evie Gallagher(T).

Bench: 16 Jodie Rettie, 17 Leah Bartlett, 18 Katie Dougan, 19 Louise McMillan, 20 Eva Donaldson, 21 Mairi McDonald, 22 Emma Orr, 23 Megan Gaffney.

Replacements used: Orr for Law 57, Gaffney for Campbell 57, McMillan for McLachlan 62, Bartlett for Wright 64, Dougan for Belleie 71, Belleie for Dougan 78.

Tries: 1 - Gallagher. **Kicking:** Nelson (Conv 0/1, Pens 3/3).

Scoring sequence: 3' Gallagher (T) 0-5, 15' O'Connor (P) 3-5, 38' Jones (T) 8-5, 52' Nelson (P) 8-8, 59' Nelson (P) 8-11, 61' Nelson (P) 8-14, 80' Breen (T) 13-14, Breen (C) 15-14.

Referee: Maggie Cogger-Orr (New Zealand).

TEAM

RANK	TEAM	
------	------	--

POSSESSION

1	England	60.3%
2	Scotland	53.4%
3	Wales	51.7%
4	Ireland	45.5%
5	Italy	44.9%
6	France	43.8%

TERRITORY PERCENTAGE

1	England	57.8%
2	France	56.4%
3	Scotland	54.7%
4	Ireland	46.6%
5	Italy	42.5%
6	Wales	42.5%

CARRIES

1	England	669
2	Scotland	606
3	Ireland	540
4	Italy	518
5	Wales	505
6	France	432

CARRY METRES

1	England	4,834
2	Scotland	3,415
3	Italy	3,120
4	Wales	3,032
5	Ireland	3,027
6	France	2,946

LINE BREAKS

1	England	35
2	France	22
3	Wales	16
3	Ireland	16
5	Italy	13
6	Scotland	10

TEAM

RANK	TEAM	
------	------	--

DEFENDERS BEATEN

1	England	125
2	France	109
3	Ireland	89
4	Wales	81
5	Scotland	68
6	Italy	62

OFFLOADS

1	England	52
1	France	52
3	Italy	36
4	Ireland	28
5	Scotland	22
6	Wales	21

PASSES

1	England	1,012
2	Scotland	949
3	Italy	780
4	Ireland	754
5	Wales	738
6	France	585

KICKS

1	France	108
2	Scotland	96
3	England	92
4	Ireland	84
5	Wales	78
6	Italy	59

KICK METRES

1	France	3,090
2	England	2,824
3	Scotland	2,442
4	Ireland	1,754
5	Wales	1,702
6	Italy	1,567

TEAM		
RANK	TEAM	
TACKLES		
1	Italy	846
2	Ireland	786
3	France	745
4	Wales	672
5	Scotland	659
6	England	529
TACKLE SUCCESS %		
1	Italy	87.9%
2	England	84.4%
3	Scotland	82.2%
4	France	82.1%
5	Wales	78.4%
6	Ireland	78.1%
LINEOUTS WON %		
1	England	88.2%
2	France	85.7%
3	Scotland	82.1%
4	Wales	77.1%
5	Italy	75.8%
6	Ireland	71.4%
SCRUMS WON %		
1	France	91.9%
2	Scotland	90.9%
3	England	90.0%
4	Wales	84.3%
5	Ireland	81.0%
6	Italy	74.3%
AVERAGE RUCK SPEED		
1	England	2.83
2	Scotland	3.29
3	Italy	3.29
4	Ireland	3.30
5	France	3.41
6	Wales	3.94

PLAYERS

RANK	PLAYER	TEAM	
------	--------	------	--

CARRIES

1	Marlie Packer	England	60
	Evie Gallagher	Scotland	55
3	Poppy Cleall	England	54
4	Alisha Butchers	Wales	53
5	Sam Monaghan	Ireland	52
6	Jade Konkell	Scotland	48
7	Lisa Thomson	Scotland	46
7	Rachel Malcolm	Scotland	46
9	Helena Rowland	England	45
10	Melissa Bettoni	Italy	44
10	Lana Skeldon	Scotland	44

CARRY METRES

1	Helena Rowland	England	445
2	Jasmine Joyce	Wales	426
3	Ellie Kildunne	England	384
4	Marlie Packer	England	378
5	Lydia Thompson	England	367
6	Emily Scarratt	England	335
7	Poppy Cleall	England	322
7	Sarah Bern	England	322
9	Laure Sansus	France	313
10	Evie Gallagher	Scotland	309
10	Chloe Rollie	Scotland	309

LINE BREAKS

1	Jasmine Joyce	Wales	6
2	Lydia Thompson	England	5
2	Rhona Lloyd	Scotland	5
4	Ellie Kildunne	England	4
4	Laure Sansus	France	4
4	Alex Matthews	England	4
4	Eve Higgins	Ireland	4
4	Emilie Boulard	France	4
9	Helena Rowland	England	3
9	Marlie Packer	England	3
9	Emily Scarratt	England	3
9	Alisha Butchers	Wales	3
9	Amee-Leigh Murphy Crowe	Ireland	3
9	Maelle Filopon	France	3
9	Aura Muzzo	Italy	3
9	Liaa Neumann	Wales	3
9	Alyssa D'Inca	Italy	3

PLAYERS

RANK	PLAYER	TEAM	
------	--------	------	--

DEFENDERS BEATEN

1	Laure Sansus	France	18
2	Eve Higgins	Ireland	17
3	Kayleigh Powell	Wales	15
4	Helena Rowland	England	12
4	Sarah Bern	England	12
4	Hannah Jones	Wales	12
7	Ellie Kildunne	England	11
7	Marlie Packer	England	11
7	Alisha Butchers	Wales	11
7	Romane Menager	France	11
7	Evie Gallagher	Scotland	11

OFFLOADS

1	Poppy Cleall	England	7
1	Hannah Smith	Scotland	7
3	Marlie Packer	England	6
3	Sam Monaghan	Ireland	6
3	Sara Tounesi	Italy	6
3	Audrey Forlani	France	6
7	Laure Sansus	France	5
7	Madoussou Fall	France	5
7	Abbie Ward	England	5
10	Helena Rowland	England	4
10	Maelle Filopon	France	4
10	Chloe Jacquet	France	4
10	Vittoria Ostuni Miruzzi	Italy	4
10	Sioned Harries	Wales	4
10	Beatrice Rigoni	Italy	4
10	Annaelle Deshayes	France	4
10	Celine Ferer	France	4

TRY ASSISTS

1	Laure Sansus	France	6
2	Helena Rowland	England	5
3	Natasha Hunt	England	4
4	Marlie Packer	England	3
4	Emily Scarratt	England	3
4	Zoe Harrison	England	3
7	Maelle Filopon	France	2
7	Stacey Flood	Ireland	2
7	Rosie Galligan	England	2
7	Holly Aitchison	England	2
7	Jenny Maxwell	Scotland	2

PLAYERS

RANK	PLAYER	TEAM	
------	--------	------	--

KICKS IN PLAY

1	Laure Sansus	France	40
1	Zoe Harrison	England	40
1	Helen Nelson	Scotland	40
4	Beatrice Rigoni	Italy	26
5	Helena Rowland	England	25
5	Jessy Tremouliere	France	25
7	Stacey Flood	Ireland	24
8	Lisa Thomson	Scotland	22
9	Keira Bevan	Wales	19
9	Veronica Madia	Italy	19

TACKLES MADE

1	Edel McMahon	Ireland	88
2	Lucia Gai	Italy	81
3	Neve Jones	Ireland	79
4	Maria Magatti	Italy	69
5	Beatrice Rigoni	Italy	64
5	Linda Djougang	Ireland	64
5	Melissa Bettoni	Italy	64
8	Madoussou Fall	France	63
8	Rachel Malcolm	Scotland	63
8	Dorothy Wall	Ireland	63

TACKLE SUCCESS %*

1	Sarah Hunter	England	96.2%
2	Sarah Law	Scotland	95.8%
3	Rachel Malcolm	Scotland	94.0%
4	Rosie Galligan	England	93.8%
5	Molly Wright	Scotland	93.3%
6	Clara Joyeux	France	93.2%
7	Poppy Cleall	England	92.0%
7	Vittoria Vecchini	Italy	92.0%
9	Annaelle Deshayes	France	91.9%
10	Zoe Aldcroft	England	91.7%

*min. 20 attempts

LINEOUT SUCCESS %*

1	Amy Cokayne	England	90.9%
1	Laure Touye	France	90.9%
3	Connie Powell	England	90.0%
4	Lark Davies	England	87.1%
5	Agathe Sochat	France	82.9%
6	Carys Phillips	Wales	82.1%
7	Lana Skeldon	Scotland	81.9%
8	Melissa Bettoni	Italy	75.9%
9	Vittoria Vecchini	Italy	75.0%
10	Kelsey Jones	Wales	73.3%

*min. 10 throws

PLAYERS

RANK	PLAYER	TEAM	
------	--------	------	--

LINEOUT TAKES

1	Gwen Crabb	Wales	25
2	Gaelle Hermet	France	23
2	Abbie Ward	England	23
4	Emma Wassell	Scotland	20
5	Sarah Bonar	Scotland	18
5	Giordana Duca	Italy	18
7	Alex Matthews	England	16
7	Nichola Fryday	Ireland	16
9	Alisha Butchers	Wales	14
9	Rachel Malcolm	Scotland	14
9	Rosie Galligan	England	14

ATTACKING RUCK HITS

1	Linda Djougang	Ireland	116
2	Abbie Ward	England	107
2	Christine Belisle	Scotland	107
4	Sarah Bonar	Scotland	103
5	Alex Matthews	England	101
6	Neve Jones	Ireland	94
7	Alisha Butchers	Wales	91
8	Lana Skeldon	Scotland	88
9	Dorothy Wall	Ireland	86
10	Evie Gallagher	Scotland	84

DEFENSIVE RUCK HITS

1	Manlie Packer	England	45
2	Audrey Forlani	France	44
3	Neve Jones	Ireland	36
4	Alisha Butchers	Wales	33
5	Siwan Lillcrap	Wales	31
6	Poppy Cleall	England	29
7	Clara Joyeux	France	28
7	Michela Sillari	Italy	28
7	Maria Magatti	Italy	28
7	Veronica Madia	Italy	28

UNION CONTACTS

**ENGLAND**

Emily Liles
 Emilyliles@rfu.con
 +44 7510 586522

**FRANCE**

Amélie Bitaud
 Amelie.Bitaud@ffr.fr
 06 82 68 94 77

**IRELAND**

Ryan Bailey
 ryan.bailey@irfu.ie
 0862497502

**ITALY**

Claudia Parola
 claudia.parola@federugby.it
 00393396864989

**SCOTLAND**

Alice MacFarlane
 alice.macfarlane@sru.org.uk / 07971606659
 Media accreditation enquiries: media.accreditation@sru.org.uk

**WALES**

Simon Roberts
 simonroberts@westgatepr.co.uk
 +44 07789 272061

SIX NATIONS RUGBY

Address

Six Nations Rugby
84 Eccleston Square, SW1V 1PX

Website

www.womenssixnations.com

Media site

www.media.sixnationsrugby.com

CHIEF EXECUTIVE

Tom Harrison

MARKETING & COMMUNICATIONS

CHIEF MARKETING OFFICER

Sarah Beattie
sarah.beattie@sixnationsrugby.com

HEAD OF PR AND COMMUNICATIONS

Michael White
Michael.White@sixnationsrugby.com
+44 (0)7929 206878

HEAD OF BRAND & CAMPAIGNS

Tom Parsons
tom.parsons@sixnationsrugby.com

HEAD OF FAN GROWTH

Paul Glynn
Paul.Glynn@sixnationsrugby.com

SENIOR PRODUCT MANAGER

Brendan Cole
Brendan@sixnationsrugby.com

LEAD CREATIVE

Mike Ritson
Michael.Ritson@sixnationsrugby.com

CAMPAIGN MANAGER

Elysa Hubbard
elysa.hubbard@sixnationsrugby.com

SOCIAL MEDIA MANAGER

Sebastian Barrett
sebastian.barrett@sixnationsrugby.com

CONTENT CREATOR

Rob Blunden
Rob.Blunden@sixnationsrugby.com

VIDEO & PRODUCTION MANAGER

Jamie McMillan
jamie.mcmillan@sixnationsrugby.com

COMMERCIAL

CHIEF COMMERCIAL OFFICER

Craig Maxwell
craig.maxwell@sixnationsrugby.com

HEAD OF BUSINESS DEVELOPMENT & PARTNERSHIPS

Nikki Hughes
nikki.hughes@sixnationsrugby.com

SENIOR PARTNERSHIPS MANAGER

Cindy Wolf
cindy.wolf@sixnationsrugby.com

BROADCAST

HEAD OF BROADCAST PARTNERSHIPS

Siobhan McCartan
siobhan.mccartan@sixnationsrugby.com

BROADCAST EXECUTIVE

Robin Ooi
robin.ooi@sixnationsrugby.com

DIRECTOR OF RUGBY

Julie Paterson
julie.paterson@sixnationsrugby.com

HEAD OF COMPETITIONS & EVENTS

Holi Smith
holi.smith@sixnationsrugby.com

GENERAL COUNCIL

James Stebbing
james.stebbing@sixnationsrugby.com



#TIKTOKW6N