



PREVIEW REPORT



FRANCE
RUGBY

ITALY U20 vs FRANCE U20
U20 SIX NATIONS 2023
ROUND 1



ITALY U20 vs FRANCE U20

2023 U20 SIX NATIONS



OPTA FACTS

- France have won all 15 of their previous U20 Six Nations matches against Italy, however, each of their last two victories against them on Italian soil have come by margins of just five points or fewer.
- Italy won six of their nine games across the U20 Six Nations and U20 Summer Series in 2022 (L3), having won just two of their eight games in total in 2020 and 2021 (L6).
- Italy have won just two of their previous 15 opening round fixtures in the U20 Six Nations (W2) and have lost each of their last two; they have also lost on all five previous occasions they've kicked off a Championship on home soil.
- France have lost just one of their last nine games in the U20 Six Nations (W8) and have led at half-time in each of their last 10 games in the Championship, however, they have lost eight of their last nine games in which they trailed at the interval (W1).
- France won their most recent opening round fixture in the U20 Six Nations (41-15 v Italy in February 2022) after losing two such games in a row previously, however, they have won just one of their last five opening round fixtures which took place outside of France (D1 L3).
- Italy averaged the most territory (56%) among all teams in last year's U20 Six Nations, however, they also averaged the least possession of any side in last year's Championship (46%).
- France (90%) and Italy (89%) had the two highest tackle success rates of any sides in last year's U20 Six Nations, while France also registered dominant contact from a greater percentage of their tackles than any other team in last year's Championship (7%).
- France were the only side with a carry dominance rate of 30%+ in last year's U20 Six Nations (30%) and as a result, also crossed the gainline from a greater percentage of their carries than any other side in last year's Championship (64%).
- Italy's Giovanni Sante completed the joint-second most offloads of any player in last year's U20 Six Nations (6), while teammate David Odiase completed 80 tackles, the highest tally of any player in last year's Championship.
- Only Scotland's Gregor Scougall (47) made more tackles without missing one in last year's U20 Six Nations than France's Hugo Auradou (39) – Auradou also claimed the joint-second most lineout steals of any player in last year's Championship (3).

MATCH SQUADS

2023 U20 SIX NATIONS

ITALY

| Italy U20 | # | France U20 |
|----------------------------|----|--------------------|
| Francois Carlo Mey | 15 | Theo Attissogbe |
| Alessandro Gesi | 14 | Mael Moustin |
| Dewi Passarella | 13 | Arthur Mathiron |
| Nicola Bozzo | 12 | Nicolas Depoortere |
| Matthias Douglas | 11 | Enzo Benmegal |
| Giovanni Sante | 10 | Tom Raffy |
| Sebastiano Battara | 9 | Simon Tarel |
| Destiny Aminu | 1 | Hugo Parrou |
| Giovanni Quattrini | 2 | Barnabe Massa |
| Marcos Francesco Gallorini | 3 | Zaccharie Affane |
| Alex Mattioli | 4 | Charly Gambini |
| Pietro Turrisi | 5 | Brent Liufau |
| Carlos Berlese | 6 | Lomig Jouanny |
| David Odiase | 7 | Lenni Nouchi |
| Matteo Rubinato | 8 | Mathis Castro |
| Nicholas Gasperini | 16 | Thomas Lacombe |
| Samuele Taddei | 17 | Louis Penverne |
| Alex Artuso | 18 | Valentin Simutoga |
| Filippo Lavorenti | 19 | Bastien Chinarro |
| Enrico Pontarini | 20 | Oscar Jegou |
| Filippo Bozzoni | 21 | Lucas Zamora |
| Andrea Bruniera | 22 | Axel Desperes |
| Jacopo Botturi | 23 | Yerim Fall |

LAST MATCH DETAILS


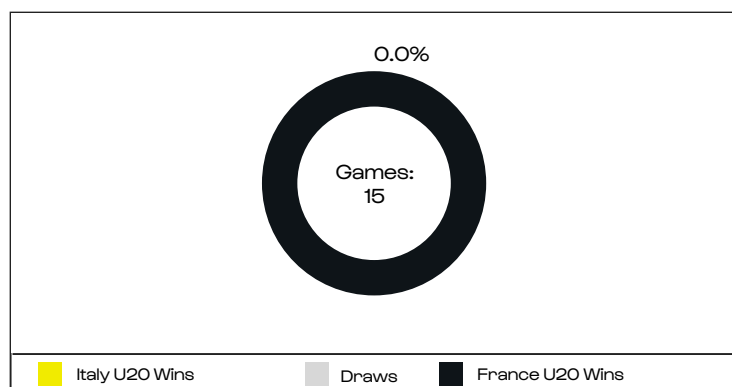
| ITALY | | Summer Series v England U20 (12/07/2022) 31-38 (W) | | | | | | |
|-------------------|----------------------|--|-----------|----------|--------------|-----------|------------|----------|
| # | Player | Minutes | Points | Tries | Ball Carries | Kicks | Tackles | Cards |
| 15 | Lorenzo Pani | 80 | 0 | 0 | 10 | 5 | 3 | 0 |
| 14 | Flavio Pio Vaccari | 80 | 0 | 0 | 6 | 0 | 4 | 0 |
| 13 | Francois Carlo Mey | 65 | 5 | 1 | 5 | 0 | 1 | 0 |
| 12 | Dewi Passarella | 80 | 0 | 0 | 5 | 0 | 9 | 0 |
| 11 | Filippo Lazzarin | 80 | 0 | 0 | 2 | 0 | 5 | 0 |
| 10 | Giovanni Sante | 60 | 5 | 0 | 3 | 2 | 6 | 0 |
| 9 | Alessandro Garbisi | 73 | 10 | 2 | 5 | 9 | 5 | 0 |
| 1 | Luca Rizzoli | 80 | 0 | 0 | 2 | 0 | 9 | 0 |
| 2 | Lapo Frangini | 73 | 5 | 1 | 4 | 0 | 9 | 0 |
| 3 | Riccardo Genovese | 80 | 0 | 0 | 3 | 1 | 4 | 0 |
| 4 | Alessandro Ortombina | 80 | 0 | 0 | 8 | 0 | 8 | 0 |
| 5 | Riccardo Andreoli | 80 | 0 | 0 | 2 | 0 | 7 | 0 |
| 6 | David Odiase | 67 | 0 | 0 | 3 | 0 | 11 | 0 |
| 7 | Ross Vintcent | 80 | 0 | 0 | 8 | 0 | 11 | 0 |
| 8 | Giacomo Ferrari | 27 | 0 | 0 | 4 | 0 | 2 | 0 |
| 16 | Tommaso Scramoncin | 7 | 0 | 0 | 0 | 0 | 1 | 0 |
| 17 | Riccardo Bartolini | 0 | 0 | 0 | 0 | 0 | 0 | 0 |
| 18 | Matteo Bernardinello | 0 | 0 | 0 | 0 | 0 | 0 | 0 |
| 19 | Giovanni Cenedese | 53 | 0 | 0 | 2 | 0 | 9 | 0 |
| 20 | Giulio Marucchini | 13 | 0 | 0 | 1 | 0 | 3 | 0 |
| 21 | Andrea Cuoghi | 7 | 0 | 0 | 0 | 0 | 2 | 0 |
| 22 | Nicolo Teneggi | 20 | 2 | 0 | 1 | 3 | 3 | 0 |
| 23 | Arturo Fusari | 15 | 0 | 0 | 3 | 0 | 2 | 0 |
| Team Total | | - | 27 | 4 | 77 | 20 | 114 | 0 |

| FRANCE | | Summer Series v Georgia U20 (12/07/2022) 44-17 (W) | | | | | | |
|-------------------|---------------------|--|-----------|----------|--------------|-----------|------------|----------|
| # | Player | Minutes | Points | Tries | Ball Carries | Kicks | Tackles | Cards |
| 15 | Max Auriac | 80 | 11 | 0 | 3 | 5 | 2 | 0 |
| 14 | Ethan Randle | 80 | 0 | 0 | 4 | 2 | 2 | 0 |
| 13 | Emilien Gailleton | 80 | 0 | 0 | 3 | 0 | 5 | 0 |
| 12 | Louis Le Brun | 79 | 0 | 0 | 5 | 5 | 6 | 0 |
| 11 | Enzo Reybier | 80 | 5 | 1 | 5 | 2 | 4 | 0 |
| 10 | Leo Barre | 80 | 5 | 0 | 3 | 3 | 6 | 0 |
| 9 | Baptiste Jauneau | 69 | 0 | 0 | 5 | 6 | 5 | 0 |
| 1 | Matis Perchaud | 77 | 0 | 0 | 9 | 0 | 9 | 0 |
| 2 | Connor Sa | 54 | 0 | 0 | 4 | 0 | 7 | 0 |
| 3 | Elliott Yemsi | 73 | 5 | 1 | 7 | 0 | 6 | 0 |
| 4 | Samuel M'Foudi | 69 | 0 | 0 | 2 | 0 | 7 | 0 |
| 5 | Hugo Auradou | 72 | 0 | 0 | 1 | 0 | 6 | 1 |
| 6 | Leo Banos | 80 | 0 | 0 | 2 | 0 | 10 | 0 |
| 7 | Killian Tixeront | 77 | 0 | 0 | 6 | 0 | 7 | 0 |
| 8 | Theo Ntamack | 40 | 0 | 0 | 5 | 1 | 8 | 0 |
| 16 | Victor Montgaillard | 26 | 0 | 0 | 4 | 0 | 6 | 0 |
| 17 | Thomas Moukoro | 3 | 0 | 0 | 0 | 0 | 0 | 0 |
| 18 | Robin Bellemand | 7 | 0 | 0 | 0 | 0 | 0 | 0 |
| 19 | Matteo Desjeux | 11 | 0 | 0 | 0 | 0 | 1 | 0 |
| 20 | Noe Della Schiava | 3 | 0 | 0 | 0 | 0 | 1 | 0 |
| 21 | Esteban Capilla | 40 | 0 | 0 | 7 | 0 | 2 | 0 |
| 22 | Simon Tarel | 11 | 0 | 0 | 1 | 2 | 0 | 0 |
| 23 | Clement Garrigues | 1 | 0 | 0 | 0 | 0 | 0 | 0 |
| Team Total | | - | 26 | 2 | 76 | 26 | 100 | 1 |

HEAD TO HEAD

U20 SIX NATIONS

| | Games | Italy U20 Wins | Draws | France U20 Wins |
|---------------------|-------|----------------|-------|-----------------|
| Overall: | 15 | 0 | 0 | 15 |
| Italy U20 at Home: | 6 | 0 | 0 | 6 |
| France U20 at Home: | 8 | 0 | 0 | 8 |
| Neutral Venue: | 1 | 0 | 0 | 1 |



MEETINGS

| Year | Date | Team | Score | Opponent | Stadium | Winner |
|------|------------|------------|-------|------------|--------------------------------|------------|
| 2022 | 04/02/2022 | France U20 | 41-15 | Italy U20 | Stade Guy Boniface | France U20 |
| 2021 | 25/06/2021 | France U20 | 13-11 | Italy U20 | Cardiff Arms Park | France U20 |
| 2020 | 07/02/2020 | France U20 | 31-19 | Italy U20 | Stade Maurice David | France U20 |
| 2019 | 15/03/2019 | Italy U20 | 31-35 | France U20 | Stadio Lamarmora | France U20 |
| 2018 | 23/02/2018 | France U20 | 78-12 | Italy U20 | Stade Jean Laville | France U20 |
| 2017 | 10/03/2017 | Italy U20 | 13-18 | France U20 | Stadio Santa Rosa, Cagliari | France U20 |
| 2016 | 05/02/2016 | France U20 | 40-3 | Italy U20 | Stade Pre-Fleuri | France U20 |
| 2015 | 13/03/2015 | Italy U20 | 10-40 | France U20 | Stadio Mario e Romolo Pacifi.. | France U20 |
| 2014 | 08/02/2014 | France U20 | 34-0 | Italy U20 | Alfred Armandie, Agen | France U20 |
| 2013 | 01/02/2013 | Italy U20 | 6-13 | France U20 | Stadio Marco Tomaselli | France U20 |
| 2012 | 18/02/2012 | France U20 | 19-5 | Italy U20 | Stade Battandier | France U20 |
| 2011 | 11/03/2011 | Italy U20 | 3-25 | France U20 | Calvisano, Brescia | France U20 |
| 2010 | 12/03/2010 | France U20 | 25-6 | Italy U20 | Grenoble | France U20 |
| 2009 | 20/03/2009 | Italy U20 | 10-43 | France U20 | Stadio Comunale Guido | France U20 |
| 2008 | 08/03/2008 | France U20 | 26-14 | Italy U20 | Porti-Vechio | France U20 |

RESULTS

| ITALY | | | | | | | | |
|------------|--------------|-----------------|-----|--------|------|------|-----|-----|
| Date | Opponent | Comp | H/A | Result | F | A | TF | TA |
| 04/02/2022 | France U20 | U20 Six Nations | A | L | 15 | 41 | 2 | 4 |
| 11/02/2022 | England U20 | U20 Six Nations | H | W | 6 | 0 | 0 | 0 |
| 25/02/2022 | Ireland U20 | U20 Six Nations | A | L | 12 | 39 | 2 | 5 |
| 11/03/2022 | Scotland U20 | U20 Six Nations | H | W | 27 | 13 | 3 | 1 |
| 20/03/2022 | Wales U20 | U20 Six Nations | A | W | 27 | 20 | 4 | 2 |
| 25/06/2022 | Georgia U20 | Summer Series | H | W | 36 | 19 | 5 | 3 |
| 30/06/2022 | Scotland U20 | Summer Series | A | W | 34 | 14 | 6 | 2 |
| 06/07/2022 | Wales U20 | Summer Series | A | L | 20 | 23 | 3 | 2 |
| 12/07/2022 | England U20 | Summer Series | A | W | 38 | 31 | 4 | 5 |
| Average | | | | | 23.9 | 22.2 | 3.2 | 2.7 |

| FRANCE | | | | | | | | |
|------------|------------------|-----------------|-----|--------|------|------|-----|-----|
| Date | Opponent | Comp | H/A | Result | F | A | TF | TA |
| 04/02/2022 | Italy U20 | U20 Six Nations | H | W | 41 | 15 | 4 | 2 |
| 11/02/2022 | Ireland U20 | U20 Six Nations | H | L | 16 | 17 | 1 | 2 |
| 25/02/2022 | Scotland U20 | U20 Six Nations | A | W | 30 | 17 | 4 | 2 |
| 10/03/2022 | Wales U20 | U20 Six Nations | A | W | 47 | 15 | 6 | 2 |
| 20/03/2022 | England U20 | U20 Six Nations | H | W | 26 | 22 | 2 | 3 |
| 24/06/2022 | Ireland U20 | Summer Series | H | W | 42 | 21 | 5 | 3 |
| 29/06/2022 | England U20 | Summer Series | H | L | 20 | 29 | 2 | 4 |
| 05/07/2022 | South Africa U20 | Summer Series | H | L | 27 | 42 | 4 | 5 |
| 12/07/2022 | Georgia U20 | Summer Series | H | W | 44 | 17 | 6 | 2 |
| Average | | | | | 32.6 | 21.7 | 3.8 | 2.8 |

FORM

ALL COMPETITIONS

ITALY

| Record | Date | Opponent | Comp | Score | Days Since | Games Since |
|----------------|------------|-------------|---------------|-------|------------|-------------|
| Last Win | 12/07/2022 | England U20 | Summer Series | 38-31 | 205 | 0 |
| Last Loss | 06/07/2022 | Wales U20 | Summer Series | 20-23 | 211 | 1 |
| Last Home Win | 25/06/2022 | Georgia U20 | Summer Series | 36-19 | 222 | 3 |
| Last Home Loss | 07/07/2021 | Ireland U20 | Six Nations | 23-30 | 575 | 10 |
| Last Away Win | 12/07/2022 | England U20 | Summer Series | 38-31 | 205 | 0 |
| Last Away Loss | 06/07/2022 | Wales U20 | Summer Series | 20-23 | 211 | 1 |

FRANCE

| Record | Date | Opponent | Comp | Score | Days Since | Games Since |
|----------------|------------|------------------|---------------|-------|------------|-------------|
| Last Win | 12/07/2022 | Georgia U20 | Summer Series | 44-17 | 205 | 0 |
| Last Loss | 05/07/2022 | South Africa U20 | Summer Series | 27-42 | 212 | 1 |
| Last Home Win | 12/07/2022 | Georgia U20 | Summer Series | 44-17 | 205 | 0 |
| Last Home Loss | 05/07/2022 | South Africa U20 | Summer Series | 27-42 | 212 | 1 |
| Last Away Win | 10/03/2022 | Wales U20 | Six Nations | 47-15 | 329 | 5 |
| Last Away Loss | 19/06/2021 | England U20 | Six Nations | 22-38 | 593 | 13 |

LAST MEETING - STATISTICS

France U20 41-15 Italy U20 (2022-02-04 - U20 Six Nations)

| France U20 | | Italy U20 |
|------------|--------------------------|-----------|
| 4 | Tries | 2 |
| 3 | Conversions | 1 |
| 5 | Penalty Goals | 1 |
| 102 | Ball Carries | 74 |
| 12 | Offloads | 1 |
| 5 | Line Breaks | 1 |
| 13 | Defenders Beaten | 4 |
| 637 | Carry Metres | 362 |
| 104 | Total Tackles | 112 |
| 4 | Missed Tackle | 13 |
| 5 | Turnovers Won | 1 |
| 11 | Turnover Conceded | 13 |
| 12 | Lineouts Won | 10 |
| 1 | Lineouts Lost | 4 |
| 11 | Total Penalties Conceded | 13 |
| 24 | Kicks in Play | 24 |

| # | Player | Minutes Played | Tries | Points | Ball Carries | Defenders Beaten | Tackles | Tackles - Success | Turnovers Won | Pens Conceded |
|----|---------------------|----------------|-------|--------|--------------|------------------|---------|-------------------|---------------|---------------|
| 15 | Max Auriac | 80 | 1 | 26 | 7 | 1 | 1 | 0 | 0 | 0 |
| 14 | Axel Bevia | 80 | 1 | 5 | 6 | 2 | 1 | 1 | 0 | 0 |
| 13 | Emilien Gailleton | 80 | 0 | 0 | 2 | 0 | 6 | 6 | 0 | 0 |
| 12 | Louis Le Brun | 80 | 0 | 0 | 8 | 0 | 6 | 6 | 0 | 1 |
| 11 | Enzo Reybier | 80 | 1 | 5 | 6 | 2 | 5 | 4 | 0 | 2 |
| 10 | Emile Dayral | 74 | 1 | 5 | 5 | 2 | 8 | 8 | 0 | 1 |
| 9 | Baptiste Jauneau | 75 | 0 | 0 | 4 | 1 | 5 | 5 | 0 | 1 |
| 1 | Matis Perchaud | 67 | 0 | 0 | 9 | 1 | 8 | 8 | 1 | 1 |
| 2 | Victor Montgaillard | 54 | 0 | 0 | 8 | 1 | 6 | 6 | 0 | 0 |
| 3 | Robin Bellemand | 67 | 0 | 0 | 5 | 0 | 11 | 11 | 0 | 2 |
| 4 | Samuel M'Foudi | 80 | 0 | 0 | 7 | 0 | 9 | 9 | 2 | 0 |
| 5 | Hugo Auradou | 70 | 0 | 0 | 2 | 0 | 7 | 7 | 1 | 2 |
| 6 | Leo Banos | 68 | 0 | 0 | 5 | 0 | 9 | 9 | 0 | 0 |
| 7 | Killian Tixeront | 80 | 0 | 0 | 5 | 1 | 8 | 8 | 1 | 0 |
| 8 | Theo Ntamack | 54 | 0 | 0 | 9 | 2 | 7 | 5 | 0 | 0 |
| 16 | Benjamin Boudou | 26 | 0 | 0 | 3 | 0 | 1 | 1 | 0 | 0 |
| 17 | Thomas Moukoro | 13 | 0 | 0 | 0 | 0 | 1 | 1 | 0 | 0 |
| 18 | Valentin Simutoga | 13 | 0 | 0 | 1 | 0 | 0 | 0 | 0 | 0 |
| 19 | Raphael Portat | 10 | 0 | 0 | 2 | 0 | 0 | 0 | 0 | 0 |
| 2. | Malohi Suta | 26 | 0 | 0 | 3 | 0 | 3 | 3 | 0 | 0 |
| 21 | Esteban Capilla | 12 | 0 | 0 | 4 | 0 | 2 | 2 | 0 | 0 |
| 2. | Liam Rimet | 5 | 0 | 0 | 0 | 0 | 0 | 0 | 0 | 0 |
| 2. | Ethan Randle | 6 | 0 | 0 | 1 | 0 | 0 | 0 | 0 | 0 |

| # | Player | Minutes | Tries | Points | Ball Carries | Defenders Beaten | Tackles | Tackles - Success | Turnovers Won | Pens Conceded |
|----|---------------------|---------|-------|--------|--------------|------------------|---------|-------------------|---------------|---------------|
| 15 | Max Auriac | 80 | 1 | 26 | 7 | 1 | 1 | 0 | 0 | 0 |
| 14 | Axel Bevia | 80 | 1 | 5 | 6 | 2 | 1 | 1 | 0 | 0 |
| 13 | Emilien Gailleton | 80 | 0 | 0 | 2 | 0 | 6 | 6 | 0 | 0 |
| 12 | Louis Le Brun | 80 | 0 | 0 | 8 | 0 | 6 | 6 | 0 | 1 |
| 11 | Enzo Reybier | 80 | 1 | 5 | 6 | 2 | 5 | 4 | 0 | 2 |
| 10 | Emile Dayral | 74 | 1 | 5 | 5 | 2 | 8 | 8 | 0 | 1 |
| 9 | Baptiste Jauneau | 75 | 0 | 0 | 4 | 1 | 5 | 5 | 0 | 1 |
| 1 | Matis Perchaud | 67 | 0 | 0 | 9 | 1 | 8 | 8 | 1 | 1 |
| 2 | Victor Montgaillard | 54 | 0 | 0 | 8 | 1 | 6 | 6 | 0 | 0 |
| 3 | Robin Bellemand | 67 | 0 | 0 | 5 | 0 | 11 | 11 | 0 | 2 |
| 4 | Samuel M'Foudi | 80 | 0 | 0 | 7 | 0 | 9 | 9 | 2 | 0 |
| 5 | Hugo Auradou | 70 | 0 | 0 | 2 | 0 | 7 | 7 | 1 | 2 |
| 6 | Leo Banos | 68 | 0 | 0 | 5 | 0 | 9 | 9 | 0 | 0 |
| 7 | Killian Tixeront | 80 | 0 | 0 | 5 | 1 | 8 | 8 | 1 | 0 |
| 8 | Theo Ntamack | 54 | 0 | 0 | 9 | 2 | 7 | 5 | 0 | 0 |
| 16 | Benjamin Boudou | 26 | 0 | 0 | 3 | 0 | 1 | 1 | 0 | 0 |
| 17 | Thomas Moukoro | 13 | 0 | 0 | 0 | 0 | 1 | 1 | 0 | 0 |
| 18 | Valentin Simutoga | 13 | 0 | 0 | 1 | 0 | 0 | 0 | 0 | 0 |
| 19 | Raphael Portat | 10 | 0 | 0 | 2 | 0 | 0 | 0 | 0 | 0 |
| 2. | Malohi Suta | 26 | 0 | 0 | 3 | 0 | 3 | 3 | 0 | 0 |
| 21 | Esteban Capilla | 12 | 0 | 0 | 4 | 0 | 2 | 2 | 0 | 0 |
| 2. | Liam Rimet | 5 | 0 | 0 | 0 | 0 | 0 | 0 | 0 | 0 |
| 2. | Ethan Randle | 6 | 0 | 0 | 1 | 0 | 0 | 0 | 0 | 0 |

TEAM ANALYSIS
2022 U20 SIX NATIONS

TEAM ANALYSIS - MATCH AVERAGES

2022 U20 SIX NATIONS

|  | |  | | |
|---|-------|---|-------|---|
| 4 | 17.4 | Points | 32.0 | 2 |
| 4 | 2.2 | Tries | 3.4 | 3 |
| 5 | 65.0% | Goal Kicking % | 70.7% | 3 |
| 6 | 81.4 | Carries | 95.8 | 4 |
| 6 | 550.1 | Carry Metres | 638.8 | 3 |
| 4 | 9.2 | Opposition 22 Entries | 10.4 | 2 |
| 5 | 1.7 | Points / Opp 22 Entry | 2.5 | 4 |
| 5 | 3.6 | Line Breaks | 5.8 | 2 |
| 6 | 16.0 | Defenders Beaten | 18.0 | 3 |
| 4 | 5.4 | Offloads | 11.4 | 1 |
| 5 | 105.4 | Passes | 95.0 | 6 |
| 3 | 18.6 | Kicks From Hand | 22.2 | 1 |
| 1 | 171.6 | Tackles | 138.6 | 4 |
| 3 | 19.2 | Missed Tackles | 13.4 | 1 |
| 2 | 88.8% | Tackle % | 90.3% | 1 |
| 2 | 7.8 | Dominant Tackles | 8.2 | 1 |
| 6 | 13.0 | Pens Conceded | 12.8 | 4 |
| 4 | 0.6 | Yellow Cards | 0.8 | 6 |
| 1 | 0 | Red Cards (Total) | 2 | 6 |
| 4 | 4.4 | Turnovers Won | 6.4 | 1 |
| 5 | 13.6 | Turnovers Conceded | 13.8 | 6 |
| 5 | 83.1% | Lineout Success % | 83.6% | 4 |
| 4 | 93.1% | Scrum Success % | 93.8% | 3 |
| 6 | 93.6% | Ruck Success % | 94.6% | 4 |
| 4 | 47.7% | Gainline Forward % | 59.0% | 2 |

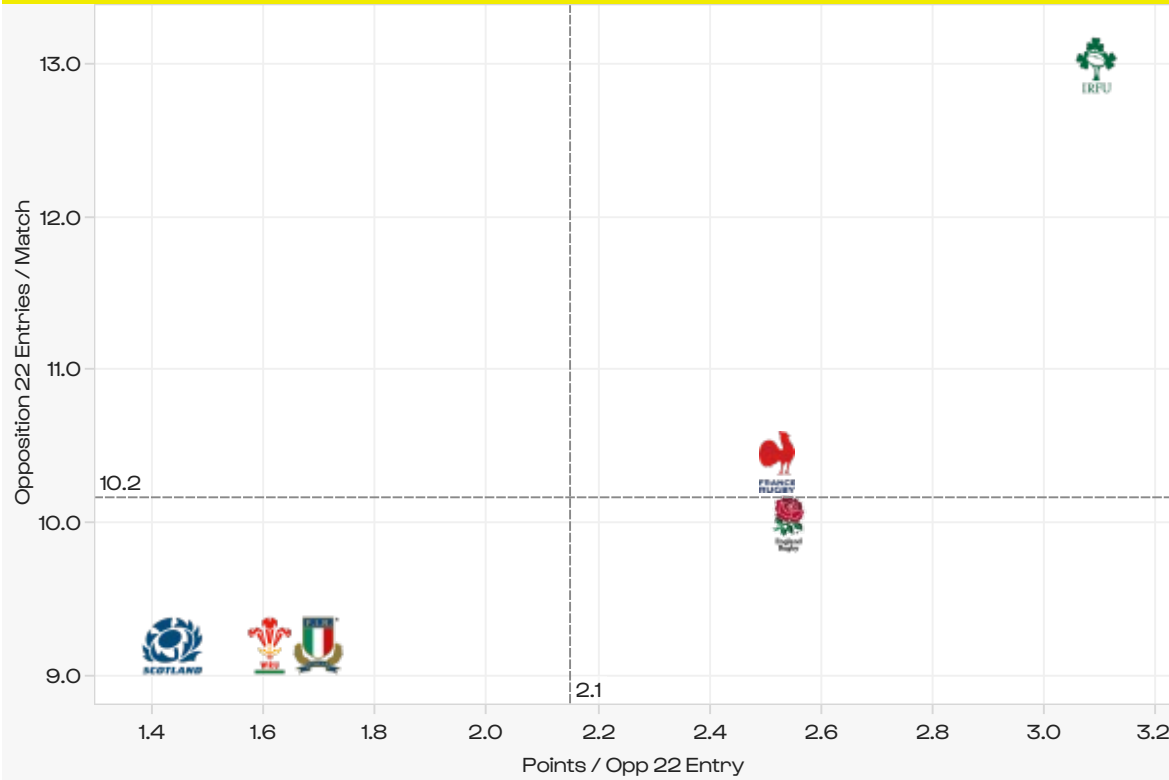
Ranking - Best to Worst

All stats are on a per match basis (unless stated otherwise)

TEAM ANALYSIS - 22 ENTRIES

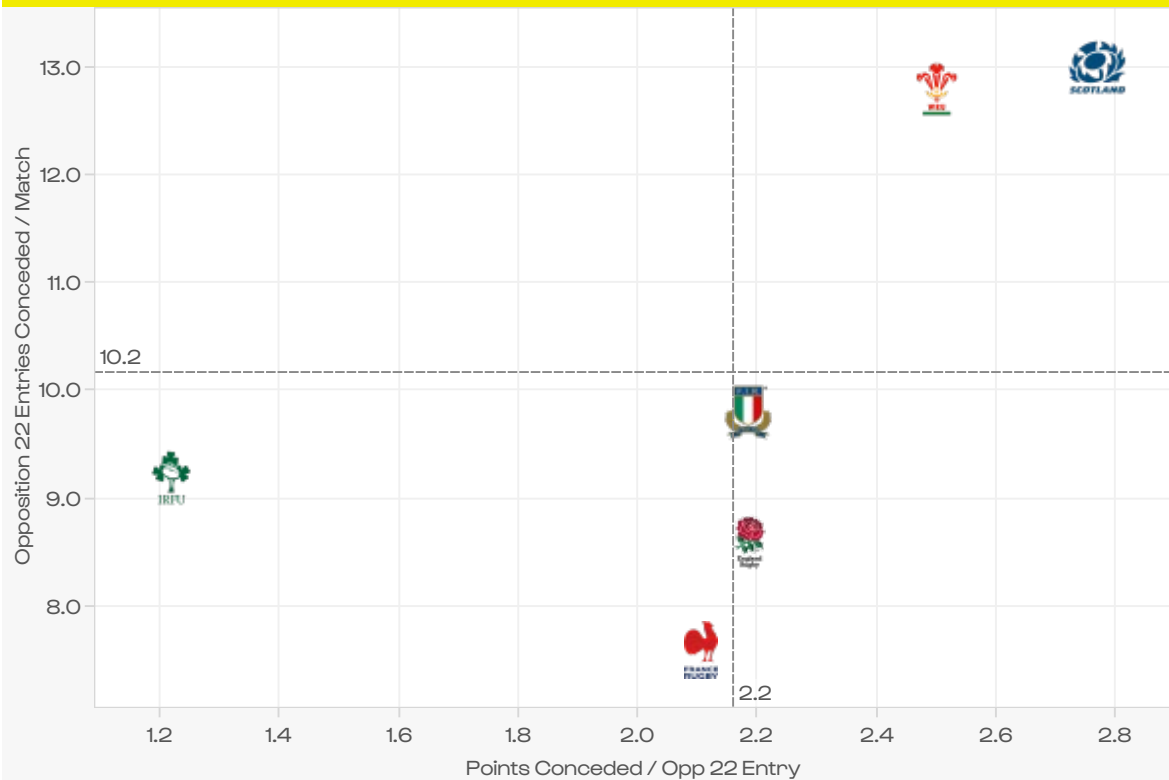
2022 U20 SIX NATIONS

22 ENTRIES FOR



| 22 Entries / Match | |
|--------------------|------|
| Ireland U20 | 13.0 |
| France U20 | 10.4 |
| England U20 | 10.0 |
| Wales U20 | 9.2 |
| Scotland U20 | 9.2 |
| Italy U20 | 9.2 |
| Points / Entry | |
| Ireland U20 | 3.1 |
| England U20 | 2.5 |
| France U20 | 2.5 |
| Italy U20 | 1.7 |
| Wales U20 | 1.6 |
| Scotland U20 | 1.4 |

22 ENTRIES AGAINST



| 22 Entries Con. / Match | |
|-------------------------|------|
| Scotland U20 | 13.0 |
| Wales U20 | 12.8 |
| Italy U20 | 9.8 |
| Ireland U20 | 9.2 |
| England U20 | 8.6 |
| France U20 | 7.6 |
| Points Con / Entry | |
| Scotland U20 | 2.8 |
| Wales U20 | 2.5 |
| England U20 | 2.2 |
| Italy U20 | 2.2 |
| France U20 | 2.1 |
| Ireland U20 | 1.2 |

TEAM ANALYSIS - POINTS AND TRIES

2022 U20 SIX NATIONS

POINTS PER PERIOD

| | SCORED | | | | | CONCEDED | | | | |
|--------------|------------|------------|------------|------------|------------|------------|------------|------------|------------|------------|
| | Total | 1'-20' | 21'-HT | HT-60' | 61'-80' | Total | 1'-20' | 21'-HT | HT-60' | 61'-80' |
| England U20 | 126 | 13 | 32 | 34 | 47 | 112 | 35 | 14 | 28 | 35 |
| France U20 | 160 | 45 | 35 | 30 | 50 | 72 | 9 | 19 | 21 | 23 |
| Ireland U20 | 210 | 37 | 55 | 51 | 67 | 65 | 13 | 21 | 11 | 20 |
| Italy U20 | 87 | 20 | 29 | 26 | 12 | 113 | 23 | 24 | 13 | 53 |
| Scotland U20 | 72 | 21 | 7 | 13 | 31 | 183 | 30 | 48 | 44 | 61 |
| Wales U20 | 73 | 13 | 8 | 14 | 38 | 183 | 39 | 40 | 51 | 53 |
| Total | 728 | 149 | 166 | 168 | 245 | 728 | 149 | 166 | 168 | 245 |

TRIES PER PERIOD

| | SCORED | | | | | CONCEDED | | | | |
|--------------|-----------|-----------|-----------|-----------|-----------|-----------|-----------|-----------|-----------|-----------|
| | Total | 1'-20' | 21'-HT | HT-60' | 61'-80' | Total | 1'-20' | 21'-HT | HT-60' | 61'-80' |
| England U20 | 18 | 1 | 5 | 5 | 7 | 13 | 4 | 2 | 3 | 4 |
| France U20 | 17 | 5 | 4 | 2 | 6 | 9 | 0 | 3 | 3 | 3 |
| Ireland U20 | 29 | 5 | 7 | 7 | 10 | 9 | 1 | 3 | 1 | 4 |
| Italy U20 | 11 | 2 | 4 | 3 | 2 | 12 | 2 | 2 | 1 | 7 |
| Scotland U20 | 9 | 2 | 1 | 2 | 4 | 26 | 4 | 7 | 6 | 9 |
| Wales U20 | 10 | 1 | 1 | 2 | 6 | 25 | 5 | 5 | 7 | 8 |
| Total | 94 | 16 | 22 | 21 | 35 | 94 | 16 | 22 | 21 | 35 |

TRIES PER PHASE

| | SCORED | | | | | CONCEDED | | | | |
|--------------|-----------|-----------|-----------|-----------|-----------|-----------|-----------|-----------|-----------|-----------|
| | Total | 1 | 2-3 | 4-6 | 7+ | Total | 1 | 2-3 | 4-6 | 7+ |
| England U20 | 18 | 9 | 5 | 1 | 3 | 13 | 5 | 3 | 2 | 3 |
| France U20 | 17 | 8 | 6 | 2 | 1 | 9 | 3 | 0 | 3 | 3 |
| Ireland U20 | 29 | 7 | 6 | 6 | 10 | 9 | 5 | 4 | 0 | 0 |
| Italy U20 | 11 | 7 | 2 | 2 | 0 | 12 | 2 | 2 | 5 | 3 |
| Scotland U20 | 9 | 4 | 1 | 0 | 4 | 26 | 9 | 5 | 7 | 5 |
| Wales U20 | 10 | 1 | 1 | 7 | 1 | 25 | 12 | 7 | 1 | 5 |
| Total | 94 | 36 | 21 | 18 | 19 | 94 | 36 | 21 | 18 | 19 |

TRY ORIGIN

| | SCORED | | | | | | | CONCEDED | | | | | | |
|--------------|-----------|----------------|-----------|-----------|-----------|-------------|-----------|-----------|----------------|-----------|-----------|-----------|-------------|-----------|
| | Total | Counter-Attack | Free Kick | Lineout | Scrum | Tap Penalty | Turnover | Total | Counter-Attack | Free Kick | Lineout | Scrum | Tap Penalty | Turnover |
| England U20 | 19 | 2 | 0 | 9 | 4 | 1 | 3 | 13 | 1 | 0 | 5 | 4 | 2 | 1 |
| France U20 | 17 | 4 | 0 | 4 | 3 | 1 | 5 | 11 | 0 | 0 | 8 | 1 | 0 | 2 |
| Ireland U20 | 29 | 5 | 0 | 16 | 5 | 0 | 3 | 9 | 0 | 1 | 5 | 1 | 1 | 1 |
| Italy U20 | 11 | 2 | 0 | 5 | 1 | 0 | 3 | 12 | 4 | 0 | 4 | 2 | 0 | 2 |
| Scotland U20 | 9 | 0 | 0 | 3 | 1 | 4 | 1 | 26 | 5 | 0 | 10 | 3 | 1 | 7 |
| Wales U20 | 11 | 1 | 1 | 8 | 0 | 0 | 1 | 25 | 4 | 0 | 13 | 3 | 2 | 3 |
| Total | 96 | 14 | 1 | 45 | 14 | 6 | 16 | 96 | 14 | 1 | 45 | 14 | 6 | 16 |

Max & Min values are highlighted per time-frame/phase/section

PLAYER STATS
2022 U20 SIX NATIONS

APPEARANCE CHART - ITALY

2022 U20 SIX NATIONS

| | France U20 04/02/22 | England U20 11/02/22 | Ireland U20 25/02/22 | Scotland U20 11/03/22 | Wales U20 20/03/22 |
|------------------|------------------------|-------------------------|-------------------------|--------------------------|-----------------------|
| R. Andreoli | 5 | 5 | 5 | 5 | 5 |
| R. Bartolini | | | s18 | s17 | u17 |
| C. Berlese | s20 | 7 | s19 | s20 | |
| M. Bernardinello | s18 | | | s18 | u18 |
| V. Bizzotto | s17 | | s17 | | |
| M. Bonan | s16 | | | | |
| G. Cenedese | s19 | s20 | s20 | 6 | s19 |
| F. Cuminetti | | | 14 | | |
| A. Cuoghi | | | | s21 | s21 |
| G. Ferrari | 8 | 8 | 8 | 8** | 8 |
| P. Foroncelli | s22 | s26 | | | |
| L. Frangini | | 2 | 2 | 2 | 2* |
| A. Fusari | 12 | 12 | s23 | 12 | s23 |
| A. Garbisi | 9 | 9 | 9 | 9 | 9** |
| R. Genovese | 3 | 3 | 3 | 3 | 3 |
| F. Lazzarin | 11 | 11 | 11 | 11 | 11 |
| G. Marucchini | | | | | s20 |
| F. Mey | 15 | 15 | 13 | s23* | 13* |
| D. Odiase | 6 | 6 | 6 | s19 | 6 |
| A. Ortombina | 4* | 4 | 4 | 4 | 4 |
| L. Pani | 14* | 14 | 15 | 15 | 15 |
| D. Passarella | 13 | 13 | 12 | 13 | 12 |
| L. Rizzoli | 1 | 1 | 1* | 1 | 1 |
| M. Rubinato | | s19 | | | |
| G. Sante | s23 | s22 | s22 | 10 | 10 |
| T. Scramoncin | 2 | | s16* | s16 | s16 |
| N. Teneggi | 10 | 10 | 10 | s22 | s22 |
| G. Tomaselli | s21 | s21 | s21 | | |
| F. Vaccari | | | | 14 | 14 |
| R. Vintcent | 7 | | 7 | 7 | 7 |

KEY: Number denotes position, s: substitute, u: unused replacement, *: try scored

APPEARANCE CHART - FRANCE

2022 U20 SIX NATIONS

| | 04/02/22 Italy U20 | 11/02/22 Ireland U20 | 25/02/22 Scotland U20 | 10/03/22 Wales U20 | 20/03/22 England U20 |
|-----------------------|-----------------------|-------------------------|--------------------------|-----------------------|-------------------------|
| H. Auradou | 5 | | 5 | 5 | 5 |
| M. Auriac | 15* | 15 | | s23* | 15 |
| L. Banos | 6 | 6 | 6 | 6 | 6 |
| L. Barre | | | | 15 | 10 |
| R. Bellemant | 3 | | 3 | | s18 |
| A. Bevia | 14* | | 15 | | |
| B. Boudou | s16 | | | | |
| E. Capilla | s21 | | 7* | | s21 |
| J. Coulon | | s21 | s21 | | |
| T. Cretu | | s18 | s18 | 3 | |
| E. Dayral | 10* | | 10 | 10 | |
| N. Della Schiava | | 7 | s20 | 7 | s20 |
| L. Descoux | | | s19 | | |
| M. Desjeux | | | | | s19 |
| J. Exshaw | | u20 | | | |
| A. Eymeri | | u22 | | | |
| R. Fonnicola | | | | 14* | |
| L. Foursans-Bourdette | | 10 | | | |
| E. Gailleton | 13 | 13 | 13* | 13 | 13 |
| C. Garrigues | | | | s20 | s23 |
| B. Jauneau | 9 | 9 | 9 | 9 | 9 |
| J. Joseph | | 14 | 14 | | |
| L. Le Brun | 12 | 12 | 12* | 12 | 12 |
| S. M'Foudi | 4 | 4 | 4 | 4 | 4 |
| L. Martin | | s16 | | | |
| M. Meite | | | s16 | | |
| V. Montgaillard | 2 | 2* | | s16 | s16 |
| T. Moukoro | s17 | | s17 | 1 | s17 |
| T. Ntamack | 8 | | 8 | 8 | 8 |
| L. Penverne | | u17 | | | |
| M. Perchaud | 1 | 1 | 1 | s17 | 1 |
| R. Portat | s19 | s19 | | | |
| E. Randle | s23 | s23 | s23 | | 14 |
| E. Reybier | 11* | 11 | 11 | 11* | 11* |
| L. Rimet | s22 | | | | |
| C. Sa | | | 2* | 2** | 2 |
| V. Simutoga | s18 | 3 | | | |
| M. Suta | s20 | 8 | | | |
| S. Tarel | | | s22 | s22* | s22 |
| K. Tixeront | 7 | | | s21 | 7 |
| M. Uhila | | 5 | | | |
| U. Vignolles | | | | s19 | |
| E. Yemsi | | | | s18 | 3* |

KEY: Number denotes position, s: substitute, u: unused replacement, *: try scored

PLAYER DATA - ITALY

2022 U20 SIX NATIONS

| | Games | Starts | Minutes Played | Points | Tries | Ball Carries | Carry Metres | Line Breaks | Defenders Beaten | Passes | Offloads | Turnover Con | Successful Tackles | Missed Tackles | Dominant Tackles | Penalties Conceded | Kicks | Kicking Metres | Lineout Takes | Lineout Steals |
|------------------|-------|--------|----------------|--------|-------|--------------|--------------|-------------|------------------|--------|----------|--------------|--------------------|----------------|------------------|--------------------|-------|----------------|---------------|----------------|
| R. Andreoli | 5 | 5.0 | 373 | 0 | 0 | 16 | 55 | 0 | 1 | 3 | 0 | 1 | 42 | 3 | 6 | 2 | 0 | 0 | 6 | 0 |
| R. Bartolini | 3 | 0.0 | 11 | 0 | 0 | 1 | 2 | 0 | 0 | 0 | 0 | 0 | 9 | 0 | 0 | 1 | 0 | 0 | 0 | 0 |
| C. Berlese | 4 | 1.0 | 107 | 0 | 0 | 7 | 30 | 1 | 1 | 3 | 0 | 2 | 16 | 1 | 1 | 4 | 0 | 0 | 3 | 0 |
| M. Bernardinello | 3 | 0.0 | 25 | 0 | 0 | 3 | 12 | 0 | 0 | 0 | 0 | 1 | 3 | 0 | 0 | 0 | 0 | 0 | 0 | 0 |
| V. Bizzotto | 2 | 0.0 | 24 | 0 | 0 | 0 | 0 | 0 | 0 | 0 | 0 | 0 | 2 | 0 | 0 | 0 | 0 | 0 | 0 | 0 |
| M. Bonan | 1 | 0.0 | 15 | 0 | 0 | 0 | 0 | 0 | 0 | 0 | 0 | 0 | 2 | 0 | 0 | 0 | 0 | 0 | 0 | 0 |
| G. Cenedese | 5 | 1.0 | 172 | 0 | 0 | 5 | 22 | 0 | 0 | 4 | 0 | 2 | 24 | 4 | 0 | 1 | 1 | 25 | 4 | 0 |
| F. Cuminetti | 1 | 1.0 | 80 | 0 | 0 | 5 | 20 | 0 | 0 | 1 | 0 | 1 | 10 | 3 | 0 | 0 | 0 | 0 | 0 | 0 |
| A. Cuoghi | 2 | 0.0 | 14 | 0 | 0 | 0 | 0 | 0 | 0 | 5 | 0 | 0 | 3 | 2 | 0 | 0 | 0 | 0 | 0 | 0 |
| G. Ferrari | 5 | 5.0 | 317 | 10 | 2 | 43 | 248 | 1 | 4 | 16 | 2 | 3 | 71 | 7 | 4 | 5 | 1 | 14 | 1 | 0 |
| P. Foroncelli | 2 | 0.0 | 14 | 0 | 0 | 1 | 1 | 0 | 0 | 0 | 0 | 0 | 2 | 0 | 0 | 0 | 0 | 0 | 0 | 0 |
| L. Frangini | 4 | 4.0 | 277 | 5 | 1 | 21 | 79 | 0 | 2 | 8 | 0 | 3 | 56 | 3 | 1 | 3 | 0 | 0 | 0 | 0 |
| A. Fusari | 5 | 3.0 | 247 | 0 | 0 | 17 | 143 | 0 | 2 | 12 | 1 | 2 | 34 | 12 | 3 | 1 | 0 | 0 | 0 | 0 |
| A. Garbisi | 5 | 5.0 | 355 | 10 | 2 | 14 | 128 | 2 | 5 | 238 | 2 | 7 | 22 | 7 | 0 | 1 | 34 | 697 | 0 | 0 |
| R. Genovese | 5 | 5.0 | 364 | 0 | 0 | 20 | 110 | 1 | 2 | 6 | 1 | 6 | 31 | 4 | 0 | 11 | 1 | 35 | 0 | 0 |
| F. Lazzarin | 5 | 5.0 | 400 | 0 | 0 | 22 | 240 | 1 | 5 | 6 | 2 | 5 | 31 | 4 | 4 | 2 | 2 | 50 | 0 | 0 |
| G. Marucchini | 1 | 0.0 | 13 | 0 | 0 | 1 | 3 | 0 | 0 | 1 | 0 | 0 | 3 | 0 | 0 | 1 | 0 | 0 | 1 | 0 |
| F. Mey | 5 | 4.0 | 328 | 10 | 2 | 25 | 272 | 3 | 9 | 21 | 1 | 5 | 28 | 6 | 1 | 0 | 7 | 134 | 0 | 0 |
| D. Odjase | 5 | 4.0 | 308 | 0 | 0 | 23 | 104 | 0 | 4 | 8 | 0 | 2 | 80 | 5 | 4 | 2 | 2 | 24 | 2 | 0 |
| A. Ortombina | 5 | 5.0 | 389 | 5 | 1 | 34 | 123 | 0 | 5 | 9 | 0 | 3 | 56 | 2 | 2 | 4 | 0 | 0 | 25 | 2 |
| L. Pani | 5 | 5.0 | 348 | 5 | 1 | 34 | 374 | 2 | 9 | 13 | 4 | 5 | 7 | 4 | 0 | 1 | 13 | 449 | 0 | 0 |
| D. Passarella | 5 | 5.0 | 400 | 0 | 0 | 21 | 182 | 1 | 6 | 21 | 4 | 5 | 41 | 7 | 1 | 4 | 4 | 51 | 0 | 0 |
| L. Rizzoli | 5 | 5.0 | 376 | 5 | 1 | 32 | 147 | 1 | 6 | 3 | 0 | 4 | 66 | 3 | 10 | 7 | 1 | 28 | 0 | 0 |
| M. Rubinato | 1 | 0.0 | 13 | 0 | 0 | 0 | 0 | 0 | 0 | 0 | 0 | 0 | 2 | 0 | 0 | 0 | 0 | 0 | 1 | 0 |
| G. Sante | 5 | 2.0 | 172 | 17 | 0 | 13 | 114 | 2 | 6 | 36 | 6 | 1 | 22 | 2 | 0 | 1 | 8 | 203 | 0 | 0 |
| T. Scramoncin | 4 | 1.0 | 106 | 5 | 1 | 5 | 22 | 0 | 3 | 5 | 0 | 0 | 14 | 1 | 0 | 3 | 0 | 0 | 0 | 0 |
| N. Teneggi | 5 | 3.0 | 244 | 15 | 0 | 4 | 29 | 0 | 2 | 61 | 0 | 5 | 33 | 8 | 1 | 2 | 13 | 371 | 0 | 0 |
| G. Tomaselli | 3 | 0.0 | 38 | 0 | 0 | 4 | 21 | 0 | 1 | 27 | 0 | 0 | 3 | 1 | 0 | 1 | 6 | 99 | 0 | 0 |
| F. Vaccari | 2 | 2.0 | 160 | 0 | 0 | 14 | 102 | 2 | 3 | 9 | 2 | 3 | 9 | 1 | 0 | 0 | 0 | 0 | 0 | 0 |
| R. Vincent | 4 | 4.0 | 282 | 0 | 0 | 22 | 170 | 1 | 4 | 11 | 2 | 2 | 40 | 6 | 1 | 3 | 0 | 0 | 15 | 2 |

PLAYER DATA - FRANCE

2022 U20 SIX NATIONS

| | Games | Starts | Minutes Played | Points | Tries | Ball Carries | Carry Metres | Line Breaks | Defenders Beaten | Passes | Offloads | Turnover Con | Successful Tackles | Missed Tackles | Dominant Tackles | Penalties Conceded | Kicks | Kicking Metres | Lineout Takes | Lineout Steals |
|------------------------|-------|--------|----------------|--------|-------|--------------|--------------|-------------|------------------|--------|----------|--------------|--------------------|----------------|------------------|--------------------|-------|----------------|---------------|----------------|
| H. Auradou | 4 | 4 | 302 | 0 | 0 | 11 | 37 | 0 | 1 | 3 | 1 | 2 | 39 | 0 | 1 | 6 | 0 | 0 | 7 | 3 |
| M. Auriac | 4 | 3 | 280 | 53 | 2 | 22 | 170 | 1 | 3 | 16 | 5 | 2 | 2 | 2 | 0 | 0 | 16 | 485 | 0 | 0 |
| L. Banos | 5 | 5 | 388 | 0 | 0 | 22 | 110 | 1 | 1 | 15 | 4 | 4 | 58 | 3 | 3 | 2 | 0 | 0 | 10 | 4 |
| L. Barre | 2 | 2 | 160 | 22 | 0 | 9 | 69 | 0 | 2 | 14 | 0 | 1 | 8 | 1 | 0 | 0 | 7 | 306 | 1 | 0 |
| R. Bellemard | 3 | 2 | 129 | 0 | 0 | 10 | 42 | 1 | 0 | 3 | 0 | 1 | 16 | 1 | 2 | 3 | 0 | 0 | 0 | 0 |
| A. Bevia | 2 | 2 | 160 | 5 | 1 | 8 | 111 | 0 | 3 | 1 | 1 | 2 | 5 | 4 | 0 | 0 | 0 | 0 | 0 | 0 |
| B. Boudou | 1 | 0 | 26 | 0 | 0 | 3 | 30 | 1 | 0 | 4 | 0 | 0 | 1 | 0 | 0 | 0 | 0 | 0 | 0 | 0 |
| E. Capilla | 3 | 1 | 115 | 5 | 1 | 19 | 99 | 0 | 2 | 7 | 4 | 5 | 17 | 3 | 1 | 5 | 0 | 0 | 1 | 0 |
| J. Coulon | 2 | 0 | 46 | 0 | 0 | 8 | 42 | 0 | 0 | 3 | 0 | 0 | 11 | 2 | 0 | 1 | 0 | 0 | 0 | 0 |
| T. Cretu | 3 | 1 | 109 | 0 | 0 | 7 | 39 | 0 | 2 | 4 | 1 | 0 | 17 | 2 | 0 | 2 | 0 | 0 | 0 | 0 |
| E. Dayral | 3 | 3 | 183 | 13 | 1 | 10 | 79 | 1 | 4 | 19 | 1 | 2 | 13 | 1 | 0 | 2 | 13 | 375 | 1 | 0 |
| N. Della Schiava | 4 | 2 | 176 | 0 | 0 | 6 | 26 | 1 | 1 | 8 | 1 | 0 | 32 | 3 | 3 | 3 | 0 | 0 | 6 | 0 |
| L. Descoux | 1 | 0 | 5 | 0 | 0 | 0 | 0 | 0 | 0 | 0 | 0 | 0 | 3 | 1 | 0 | 0 | 0 | 0 | 0 | 0 |
| M. Desjeux | 1 | 0 | 11 | 0 | 0 | 0 | 0 | 0 | 0 | 0 | 0 | 0 | 1 | 0 | 1 | 1 | 0 | 0 | 0 | 0 |
| J. Exshaw | 1 | 0 | 0 | 0 | 0 | 0 | 0 | 0 | 0 | 0 | 0 | 0 | 0 | 0 | 0 | 0 | 0 | 0 | 0 | 0 |
| A. Eymeri | 1 | 0 | 0 | 0 | 0 | 0 | 0 | 0 | 0 | 0 | 0 | 0 | 0 | 0 | 0 | 0 | 0 | 0 | 0 | 0 |
| R. Fonnicola | 1 | 1 | 40 | 5 | 1 | 8 | 111 | 2 | 2 | 2 | 1 | 3 | 2 | 0 | 0 | 0 | 0 | 0 | 0 | 0 |
| L. Foursans-Bourdett.. | 1 | 1 | 74 | 0 | 0 | 2 | 11 | 0 | 0 | 17 | 1 | 1 | 8 | 1 | 1 | 0 | 10 | 285 | 0 | 0 |
| E. Gailleton | 5 | 5 | 400 | 5 | 1 | 19 | 137 | 0 | 5 | 11 | 4 | 4 | 25 | 4 | 1 | 0 | 2 | 39 | 0 | 0 |
| C. Garrigues | 2 | 0 | 38 | 0 | 0 | 2 | 25 | 1 | 1 | 1 | 0 | 0 | 8 | 0 | 1 | 0 | 0 | 0 | 0 | 0 |
| B. Jauneau | 5 | 5 | 366 | 0 | 0 | 27 | 103 | 2 | 6 | 196 | 2 | 6 | 35 | 4 | 1 | 1 | 37 | ## | 0 | 0 |
| J. Joseph | 2 | 2 | 93 | 0 | 0 | 1 | 0 | 0 | 0 | 1 | 0 | 1 | 6 | 0 | 0 | 1 | 0 | 0 | 0 | 0 |
| L. Le Brun | 5 | 5 | 399 | 7 | 1 | 38 | 246 | 2 | 5 | 48 | 6 | 6 | 38 | 5 | 0 | 4 | 19 | 775 | 0 | 0 |
| S. M'Foudi | 5 | 5 | 338 | 0 | 0 | 31 | 152 | 3 | 2 | 17 | 6 | 4 | 39 | 3 | 4 | 6 | 0 | 0 | 11 | 3 |
| L. Martin | 1 | 0 | 33 | 0 | 0 | 6 | 33 | 0 | 0 | 3 | 0 | 0 | 7 | 0 | 2 | 0 | 0 | 0 | 0 | 0 |
| M. Meite | 1 | 0 | 5 | 0 | 0 | 0 | 0 | 0 | 0 | 0 | 0 | 0 | 1 | 0 | 0 | 0 | 0 | 0 | 0 | 0 |
| V. Montgailard | 4 | 2 | 144 | 5 | 1 | 19 | 105 | 2 | 2 | 9 | 0 | 0 | 22 | 2 | 3 | 1 | 0 | 0 | 0 | 0 |
| T. Moukoro | 4 | 1 | 73 | 0 | 0 | 4 | 14 | 0 | 0 | 3 | 0 | 0 | 5 | 2 | 0 | 4 | 0 | 0 | 0 | 0 |
| T. Ntamack | 4 | 4 | 224 | 0 | 0 | 40 | 291 | 1 | 7 | 19 | 6 | 5 | 27 | 6 | 1 | 3 | 1 | 0 | 0 | 0 |
| L. Penverne | 1 | 0 | 0 | 0 | 0 | 0 | 0 | 0 | 0 | 0 | 0 | 0 | 0 | 0 | 0 | 0 | 0 | 0 | 0 | 0 |
| M. Perchaud | 5 | 4 | 318 | 0 | 0 | 41 | 171 | 0 | 6 | 9 | 3 | 3 | 53 | 1 | 2 | 5 | 0 | 0 | 0 | 0 |
| R. Portat | 2 | 0 | 50 | 0 | 0 | 5 | 31 | 0 | 0 | 3 | 1 | 1 | 3 | 2 | 1 | 1 | 0 | 0 | 1 | 0 |
| E. Randle | 4 | 1 | 106 | 0 | 0 | 7 | 102 | 2 | 1 | 0 | 0 | 2 | 4 | 0 | 0 | 1 | 2 | 39 | 0 | 0 |
| E. Reybier | 5 | 5 | 400 | 15 | 3 | 35 | 395 | 6 | 21 | 14 | 5 | 6 | 25 | 4 | 3 | 5 | 2 | 47 | 0 | 0 |
| L. Rimet | 1 | 0 | 5 | 0 | 0 | 0 | 0 | 0 | 0 | 7 | 0 | 0 | 0 | 0 | 0 | 0 | 0 | 0 | 0 | 0 |
| C. Sa | 3 | 3 | 192 | 15 | 3 | 29 | 233 | 1 | 9 | 6 | 3 | 5 | 21 | 1 | 0 | 2 | 0 | 0 | 0 | 3 |
| V. Simutoga | 2 | 1 | 49 | 0 | 0 | 2 | 5 | 0 | 0 | 1 | 1 | 0 | 9 | 0 | 1 | 0 | 0 | 0 | 0 | 0 |
| M. Suta | 2 | 1 | 66 | 0 | 0 | 5 | 26 | 0 | 0 | 2 | 0 | 0 | 13 | 0 | 3 | 0 | 0 | 0 | 0 | 0 |
| S. Tarel | 3 | 0 | 29 | 5 | 1 | 2 | 21 | 1 | 0 | 2 | 0 | 1 | 2 | 2 | 1 | 0 | 2 | 24 | 0 | 0 |
| K. Tixeront | 3 | 2 | 174 | 0 | 0 | 13 | 83 | 0 | 2 | 5 | 0 | 1 | 21 | 0 | 4 | 1 | 0 | 0 | 4 | 0 |
| M. Uhila | 1 | 1 | 40 | 0 | 0 | 0 | 0 | 0 | 0 | 0 | 0 | 0 | 10 | 1 | 0 | 1 | 0 | 0 | 1 | 0 |
| U. Vignolles | 1 | 0 | 32 | 0 | 0 | 0 | 0 | 0 | 0 | 1 | 0 | 0 | 9 | 2 | 0 | 0 | 0 | 0 | 2 | 0 |
| E. Yemsi | 2 | 1 | 113 | 5 | 1 | 8 | 47 | 0 | 2 | 1 | 0 | 1 | 10 | 4 | 1 | 1 | 0 | 0 | 0 | 0 |

PLAYER RANKINGS

2022 U20 SIX NATIONS

PLAYER RANKINGS - POINTS

2022 U20 SIX NATIONS

POINTS

| | | | Games | Points | Minutes | Pens | Conv | Drop Goals | Tries |
|---|---------------|--------------|-------|--------|---------|------|------|------------|-------|
| 1 | M. Auriaac | France U20 | 4 | 53 | 280 | 11 | 5 | 0 | 2 |
| 1 | C. Tector | Ireland U20 | 5 | 53 | 338 | 7 | 16 | 0 | 0 |
| 3 | J. Benson | England U20 | 4 | 27 | 202 | 3 | 9 | 0 | 0 |
| 4 | L. Barre | France U20 | 2 | 22 | 160 | 4 | 5 | 0 | 0 |
| 5 | H. Arundell | England U20 | 3 | 20 | 240 | 0 | 0 | 0 | 4 |
| 5 | M. Devine | Ireland U20 | 5 | 20 | 276 | 0 | 0 | 0 | 4 |
| 7 | R. McClintock | Scotland U20 | 5 | 19 | 316 | 5 | 2 | 0 | 0 |
| 8 | G. Sante | Italy U20 | 5 | 17 | 172 | 3 | 4 | 0 | 0 |
| 9 | C. Sa | France U20 | 3 | 15 | 192 | 0 | 0 | 0 | 3 |
| 9 | E. Reybier | France U20 | 5 | 15 | 400 | 0 | 0 | 0 | 3 |
| 9 | N. Teneggi | Italy U20 | 5 | 15 | 244 | 3 | 3 | 0 | 0 |
| 9 | C. Mullins | Ireland U20 | 4 | 15 | 248 | 0 | 0 | 0 | 3 |
| 9 | J. McCormick | Ireland U20 | 5 | 15 | 338 | 0 | 0 | 0 | 3 |
| 9 | F. Gibbons | Ireland U20 | 4 | 15 | 320 | 0 | 0 | 0 | 3 |

GOAL KICKING (MADE)

| | | | Games | Minutes | Goals | Misses | Pens | Pens Missed | Conv | Conv Missed | Goal Kicking .. |
|---|---------------|--------------|-------|---------|-------|--------|------|-------------|------|-------------|-----------------|
| 1 | C. Tector | Ireland U20 | 5 | 338 | 23 | 6 | 7 | 0 | 16 | 6 | 79.3% |
| 2 | M. Auriaac | France U20 | 4 | 280 | 16 | 2 | 11 | 1 | 5 | 1 | 88.9% |
| 3 | J. Benson | England U20 | 4 | 202 | 12 | 2 | 3 | 1 | 9 | 1 | 85.7% |
| 4 | L. Barre | France U20 | 2 | 160 | 9 | 4 | 4 | 2 | 5 | 2 | 69.2% |
| 5 | R. McClintock | Scotland U20 | 5 | 316 | 7 | 0 | 5 | 0 | 2 | 0 | 100.0% |
| 5 | G. Sante | Italy U20 | 5 | 172 | 7 | 3 | 3 | 0 | 4 | 3 | 70.0% |
| 7 | N. Teneggi | Italy U20 | 5 | 244 | 6 | 4 | 3 | 3 | 3 | 1 | 60.0% |
| 7 | T. Butler | Ireland U20 | 5 | 71 | 6 | 1 | 0 | 0 | 6 | 1 | 85.7% |
| 9 | C. Townsend | Scotland U20 | 5 | 400 | 4 | 4 | 0 | 1 | 4 | 3 | 50.0% |
| 9 | L. Johnson | England U20 | 5 | 198 | 4 | 6 | 1 | 1 | 3 | 5 | 40.0% |
| 9 | J. Lloyd | Wales U20 | 4 | 209 | 4 | 4 | 1 | 2 | 3 | 2 | 50.0% |

GOAL KICKING (%)*

| | | | Games | Kicks | Made | Available Points | Points Scored | Expected Points | Pts Gained | Goal Kicking % |
|---|------------------|--------------|-------|-------|------|------------------|---------------|-----------------|------------|----------------|
| 1 | Josh Phillips | Wales U20 | 1 | 2 | 2 | 4 | 4 | 3.0 | 1.0 | 100.0% |
| 1 | Robin McClintock | Scotland U20 | 3 | 7 | 7 | 19 | 19 | 15.9 | 3.1 | 100.0% |
| 3 | Max Auriaac | France U20 | 3 | 18 | 16 | 48 | 43 | 35.5 | 7.5 | 88.9% |
| 4 | Tony Butler | Ireland U20 | 3 | 7 | 6 | 14 | 12 | 11.6 | 0.4 | 85.7% |
| 4 | Jamie Benson | England U20 | 4 | 14 | 12 | 32 | 27 | 26.4 | 0.6 | 85.7% |
| 6 | Charlie Tector | Ireland U20 | 5 | 29 | 23 | 65 | 53 | 49.8 | 3.2 | 79.3% |
| 7 | Giovanni Sante | Italy U20 | 3 | 10 | 7 | 23 | 17 | 17.0 | 0.0 | 70.0% |
| 8 | Leo Barre | France U20 | 2 | 13 | 9 | 32 | 22 | 23.1 | -1.1 | 69.2% |
| 9 | Daniel Edwards | Wales U20 | 1 | 3 | 2 | 6 | 4 | 4.4 | -0.4 | 66.7% |
| 9 | Joe Hawkins | Wales U20 | 1 | 3 | 2 | 9 | 6 | 6.6 | -0.6 | 66.7% |

*Minimum 2 Kicks at Goal

■ ITALY

■ FRANCE

PLAYER RANKINGS - TRIES

2022 U20 SIX NATIONS

TRIES

| | | Games | Minutes Played | Tries | Tries / 80 | |
|---|------------------|--------------|----------------|-------|------------|-----|
| 1 | H. Arundell | England U20 | 3 | 240 | 4 | 1.3 |
| 1 | M. Devine | Ireland U20 | 5 | 276 | 4 | 1.2 |
| 3 | C. Sa | France U20 | 3 | 192 | 3 | 1.3 |
| 3 | E. Reybier | France U20 | 5 | 400 | 3 | 0.6 |
| 3 | C. Mullins | Ireland U20 | 4 | 248 | 3 | 1.0 |
| 3 | J. McCormick | Ireland U20 | 5 | 338 | 3 | 0.7 |
| 3 | F. Gibbons | Ireland U20 | 4 | 320 | 3 | 0.8 |
| 8 | O. Leatherbarrow | Scotland U20 | 2 | 160 | 2 | 1.0 |
| 8 | G. Ferrari | Italy U20 | 5 | 317 | 2 | 0.5 |
| 8 | A. Garbisi | Italy U20 | 5 | 355 | 2 | 0.5 |
| 8 | R. Crothers | Ireland U20 | 5 | 400 | 2 | 0.4 |
| 8 | E. Ilione | England U20 | 4 | 296 | 2 | 0.5 |

TRY ASSISTS

| | | Games | Minutes Played | Try Assists | Try Assists / 80 | |
|---|--------------|--------------|----------------|-------------|------------------|-----|
| 1 | M. Devine | Ireland U20 | 5 | 276 | 5 | 1.4 |
| 2 | E. Coughlan | Ireland U20 | 5 | 131 | 3 | 1.8 |
| 2 | M. Lloyd | Wales U20 | 5 | 213 | 3 | 1.1 |
| 4 | L. Le Brun | France U20 | 5 | 399 | 2 | 0.4 |
| 4 | B. Jauneau | France U20 | 5 | 366 | 2 | 0.4 |
| 4 | E. Gailleton | France U20 | 5 | 400 | 2 | 0.4 |
| 4 | R. Tait | Scotland U20 | 5 | 348 | 2 | 0.5 |
| 4 | E. Dayral | France U20 | 3 | 183 | 2 | 0.9 |
| 4 | J. Cusick | England U20 | 2 | 112 | 2 | 1.4 |
| 4 | H. Arundell | England U20 | 3 | 240 | 2 | 0.7 |
| 4 | G. Hendy | England U20 | 3 | 175 | 2 | 0.9 |
| 4 | L. Johnson | England U20 | 5 | 198 | 2 | 0.8 |

TRY INVOLVEMENTS

| | | Games | Minutes Played | Try Involvements | % of Team Total | |
|---|--------------|-------------|----------------|------------------|-----------------|-------|
| 1 | M. Devine | Ireland U20 | 5 | 276 | 9 | 19.1% |
| 2 | H. Arundell | England U20 | 3 | 240 | 6 | 20.7% |
| 3 | J. McCormick | Ireland U20 | 5 | 338 | 4 | 8.5% |
| 3 | F. Gibbons | Ireland U20 | 4 | 320 | 4 | 8.5% |
| 5 | C. Sa | France U20 | 3 | 192 | 3 | 10.3% |
| 5 | L. Le Brun | France U20 | 5 | 399 | 3 | 10.3% |
| 5 | E. Reybier | France U20 | 5 | 400 | 3 | 10.3% |
| 5 | E. Gailleton | France U20 | 5 | 400 | 3 | 10.3% |
| 5 | A. Garbisi | Italy U20 | 5 | 355 | 3 | 20.0% |
| 5 | C. Mullins | Ireland U20 | 4 | 248 | 3 | 6.4% |
| 5 | E. Dayral | France U20 | 3 | 183 | 3 | 10.3% |
| 5 | G. Hendy | England U20 | 3 | 175 | 3 | 10.3% |
| 5 | T. Knight | England U20 | 5 | 350 | 3 | 10.3% |
| 5 | E. Coughlan | Ireland U20 | 5 | 131 | 3 | 6.4% |
| 5 | M. Lloyd | Wales U20 | 5 | 213 | 3 | 17.6% |

■ ITALY

■ FRANCE

PLAYER RANKINGS - CARRIES

2022 U20 SIX NATIONS

CARRIES

| | | Games | Total |
|----|-------------------------------|-------|-------|
| 1 | J. Culhane Ireland U20 | 5 | 66 |
| 2 | R. Tait Scotland U20 | 5 | 58 |
| 2 | R. Crothers Ireland U20 | 5 | 58 |
| 4 | C. O'Tighearnaigh Ireland U20 | 5 | 54 |
| 5 | J. Boyle Ireland U20 | 5 | 52 |
| 5 | T. Knight England U20 | 5 | 52 |
| 7 | P. Harrison Scotland U20 | 4 | 50 |
| 8 | J. Postlethwaite Ireland U20 | 3 | 46 |
| 9 | J. McCormick Ireland U20 | 5 | 44 |
| 10 | G. Ferrari Italy U20 | 5 | 43 |
| 10 | E. Ilione England U20 | 4 | 43 |

| | | Minutes | Per 80* |
|----|-------------------------------|---------|---------|
| 1 | J. Postlethwaite Ireland U20 | 229 | 16.1 |
| 2 | P. Harrison Scotland U20 | 257 | 15.6 |
| 3 | O. Leatherbarrow Scotland U20 | 160 | 15.5 |
| 4 | L. McLoughlin Ireland U20 | 178 | 15.3 |
| 5 | T. Ntamack France U20 | 224 | 14.3 |
| 6 | J. Culhane Ireland U20 | 380 | 13.9 |
| 7 | R. Tait Scotland U20 | 348 | 13.3 |
| 8 | B. Carson Ireland U20 | 160 | 13.0 |
| 9 | A. Mann Wales U20 | 259 | 12.7 |
| 10 | J. Boyle Ireland U20 | 330 | 12.6 |

METRES

| | | Games | Total |
|----|------------------------------|-------|-------|
| 1 | J. Culhane Ireland U20 | 5 | 488 |
| 2 | P. Campbell Ireland U20 | 5 | 473 |
| 3 | H. Arundell England U20 | 3 | 438 |
| 4 | E. Reybier France U20 | 5 | 395 |
| 5 | C. Mullins Ireland U20 | 4 | 384 |
| 6 | L. Pani Italy U20 | 5 | 374 |
| 7 | E. Grayson England U20 | 5 | 364 |
| 8 | J. Postlethwaite Ireland U20 | 3 | 318 |
| 9 | F. Gibbons Ireland U20 | 4 | 303 |
| 10 | T. Ntamack France U20 | 4 | 291 |

| | | Minutes | Per 80* |
|----|------------------------------|---------|---------|
| 1 | H. Arundell England U20 | 240 | 145.9 |
| 2 | C. Mullins Ireland U20 | 248 | 123.7 |
| 3 | P. Campbell Ireland U20 | 312 | 121.2 |
| 4 | J. Postlethwaite Ireland U20 | 229 | 111.2 |
| 5 | T. Ntamack France U20 | 224 | 103.8 |
| 6 | J. Culhane Ireland U20 | 380 | 102.7 |
| 7 | C. Sa France U20 | 192 | 96.9 |
| 8 | I. Hopkins Wales U20 | 167 | 88.3 |
| 9 | L. Pani Italy U20 | 348 | 85.9 |
| 10 | G. Hendy England U20 | 175 | 85.8 |

DEFENDERS BEATEN

| | | Games | Total |
|---|------------------------------|-------|-------|
| 1 | E. Reybier France U20 | 5 | 21 |
| 2 | J. Culhane Ireland U20 | 5 | 18 |
| 3 | H. Arundell England U20 | 3 | 16 |
| 4 | C. Mullins Ireland U20 | 4 | 15 |
| 5 | R. McClintock Scotland U20 | 5 | 14 |
| 6 | C. Townsend Scotland U20 | 5 | 12 |
| 7 | E. James Wales U20 | 5 | 11 |
| 7 | E. Grayson England U20 | 5 | 11 |
| 7 | P. Campbell Ireland U20 | 5 | 11 |
| 7 | M. Devine Ireland U20 | 5 | 11 |
| 7 | I. Hopkins Wales U20 | 3 | 11 |

| | | Minutes | Per 80* |
|----|------------------------------|---------|---------|
| 1 | H. Arundell England U20 | 240 | 5.3 |
| 2 | I. Hopkins Wales U20 | 167 | 5.3 |
| 3 | C. Mullins Ireland U20 | 248 | 4.8 |
| 4 | E. Reybier France U20 | 400 | 4.2 |
| 5 | J. Culhane Ireland U20 | 380 | 3.8 |
| 6 | C. Sa France U20 | 192 | 3.8 |
| 7 | T. Litchfield England U20 | 174 | 3.7 |
| 8 | R. McClintock Scotland U20 | 316 | 3.5 |
| 9 | J. Postlethwaite Ireland U20 | 229 | 3.5 |
| 10 | G. Hendy England U20 | 175 | 3.2 |

■ ITALY

■ FRANCE

*Minimum 120 minutes played

PLAYER RANKINGS - PASSING

2022 U20 SIX NATIONS

PASSES

| | | | Games | Total |
|----|-------------|--------------|-------|-------|
| 1 | M. Devine | Ireland U20 | 5 | 286 |
| 2 | A. Garbisi | Italy U20 | 5 | 238 |
| 3 | M. Redpath | Scotland U20 | 4 | 198 |
| 4 | B. Jauneau | France U20 | 5 | 196 |
| 5 | M. Lloyd | Wales U20 | 5 | 175 |
| 6 | E. Coughlan | Ireland U20 | 5 | 126 |
| 7 | S. Edwards | England U20 | 3 | 124 |
| 8 | M. Jones | England U20 | 4 | 114 |
| 9 | C. Tector | Ireland U20 | 5 | 100 |
| 10 | C. Townsend | Scotland U20 | 5 | 84 |

| | | | Minutes | Per 80* |
|----|-------------|--------------|---------|---------|
| 1 | M. Devine | Ireland U20 | 276 | 82.9 |
| 2 | E. Coughlan | Ireland U20 | 131 | 76.9 |
| 3 | M. Lloyd | Wales U20 | 213 | 65.7 |
| 4 | M. Redpath | Scotland U20 | 247 | 64.1 |
| 5 | S. Edwards | England U20 | 159 | 62.4 |
| 6 | A. Garbisi | Italy U20 | 355 | 53.6 |
| 7 | B. Jauneau | France U20 | 366 | 42.8 |
| 8 | C. Tector | Ireland U20 | 338 | 23.7 |
| 9 | J. Benson | England U20 | 202 | 23.4 |
| 10 | L. Johnson | England U20 | 198 | 23.0 |

PASSING ACCURACY**

| | | | Total | % |
|----|----------------|--------------|-------|--------|
| 1 | A. Hughes | Wales U20 | 72 | 100.0% |
| 2 | J. Cope | Scotland U20 | 48 | 97.9% |
| 3 | H. Williams | Wales U20 | 79 | 97.5% |
| 4 | M. Jones | England U20 | 114 | 97.4% |
| 5 | J. Gelderbloom | Scotland U20 | 71 | 97.2% |
| 6 | M. Lloyd | Wales U20 | 175 | 96.6% |
| 7 | T. Carr-Smith | England U20 | 51 | 96.1% |
| 8 | M. Redpath | Scotland U20 | 198 | 96.0% |
| 9 | A. Thomas | England U20 | 43 | 95.3% |
| 10 | S. Edwards | England U20 | 124 | 94.4% |

BREAK ASSIST PASSES

| | | | Games | Total |
|---|------------------|-------------|-------|-------|
| 1 | G. Sante | Italy U20 | 5 | 7 |
| 2 | J. Postlethwaite | Ireland U20 | 5 | 6 |
| 3 | T. Ntamack | France U20 | 5 | 6 |
| 2 | S. M'Foudi | France U20 | 5 | 6 |
| 2 | G. Sante | Italy U20 | 5 | 6 |
| 6 | E. Reybier | France U20 | 5 | 5 |
| 6 | C. Mullins | Ireland U20 | 4 | 5 |
| 6 | E. Ilione | England U20 | 4 | 5 |
| 6 | M. Auriaç | France U20 | 4 | 5 |
| 6 | E. Grayson | England U20 | 5 | 5 |
| 6 | M. Devine | Ireland U20 | 5 | 5 |

| | | | Minutes | Per 80* |
|----|------------------|-------------|---------|---------|
| 1 | G. Sante | Italy U20 | 172 | 2.8 |
| 2 | J. Postlethwaite | Ireland U20 | 229 | 2.4 |
| 3 | T. Ntamack | France U20 | 224 | 2.1 |
| 4 | C. Mullins | Ireland U20 | 248 | 1.6 |
| 5 | M. Devine | Ireland U20 | 276 | 1.4 |
| 6 | M. Auriaç | France U20 | 280 | 1.4 |
| 7 | S. M'Foudi | France U20 | 338 | 1.4 |
| 8 | E. Ilione | England U20 | 296 | 1.4 |
| 9 | H. Arundell | England U20 | 240 | 1.3 |
| 10 | C. Sa | France U20 | 192 | 1.3 |

■ ITALY

■ FRANCE

*Minimum 120 minutes played **Minimum 40 Passes

PLAYER RANKINGS - KICKS

2022 U20 SIX NATIONS

KICKS IN PLAY

| | | | Games | Total |
|---|---------------|--------------|-------|-------|
| 1 | M. Devine | Ireland U20 | 5 | 39 |
| 2 | B. Jauneau | France U20 | 5 | 37 |
| 3 | A. Garbisi | Italy U20 | 5 | 34 |
| 4 | R. McClintock | Scotland U20 | 5 | 29 |
| 5 | J. Lloyd | Wales U20 | 4 | 22 |
| 5 | C. Tector | Ireland U20 | 5 | 22 |
| 7 | S. Edwards | England U20 | 3 | 21 |
| 8 | L. Le Brun | France U20 | 5 | 19 |
| 8 | M. Redpath | Scotland U20 | 4 | 19 |
| 8 | M. Lloyd | Wales U20 | 5 | 19 |

| | | | Minutes | Per 80* |
|----|---------------|--------------|---------|---------|
| 1 | M. Devine | Ireland U20 | 276 | 11.3 |
| 2 | S. Edwards | England U20 | 159 | 10.6 |
| 3 | J. Lloyd | Wales U20 | 209 | 8.4 |
| 4 | B. Jauneau | France U20 | 366 | 8.1 |
| 5 | E. Coughlan | Ireland U20 | 131 | 7.9 |
| 6 | A. Garbisi | Italy U20 | 355 | 7.7 |
| 7 | R. McClintock | Scotland U20 | 316 | 7.3 |
| 8 | M. Lloyd | Wales U20 | 213 | 7.1 |
| 9 | M. Redpath | Scotland U20 | 247 | 6.2 |
| 10 | L. Johnson | England U20 | 198 | 6.1 |

KICKING METRES

| | | | Games | Total |
|----|---------------|--------------|-------|-------|
| 1 | B. Jauneau | France U20 | 5 | 1,023 |
| 2 | L. Le Brun | France U20 | 5 | 775 |
| 3 | A. Garbisi | Italy U20 | 5 | 697 |
| 4 | R. McClintock | Scotland U20 | 5 | 691 |
| 5 | J. Lloyd | Wales U20 | 4 | 664 |
| 6 | M. Devine | Ireland U20 | 5 | 599 |
| 7 | M. Lloyd | Wales U20 | 5 | 579 |
| 8 | C. Tector | Ireland U20 | 5 | 551 |
| 9 | S. Edwards | England U20 | 3 | 522 |
| 10 | M. Redpath | Scotland U20 | 4 | 504 |

| | | | Minutes | Per 80* |
|----|---------------|--------------|---------|---------|
| 1 | S. Edwards | England U20 | 159 | 262.6 |
| 2 | J. Lloyd | Wales U20 | 209 | 254.0 |
| 3 | B. Jauneau | France U20 | 366 | 223.6 |
| 4 | M. Lloyd | Wales U20 | 213 | 217.4 |
| 5 | E. Coughlan | Ireland U20 | 131 | 193.0 |
| 6 | L. Johnson | England U20 | 198 | 181.2 |
| 7 | R. McClintock | Scotland U20 | 316 | 175.0 |
| 8 | M. Devine | Ireland U20 | 276 | 173.7 |
| 9 | E. Dayral | France U20 | 183 | 163.8 |
| 10 | M. Redpath | Scotland U20 | 247 | 163.3 |

METRES / KICKS IN PLAY**

| | | | Games | Avg* |
|----|----------------|-------------|-------|------|
| 1 | Leo Barne | France U20 | 2 | 43.8 |
| 2 | Louis Le Brun | France U20 | 5 | 40.8 |
| 3 | Henry Arundell | England U20 | 3 | 36.9 |
| 4 | Lorenzo Pani | Italy U20 | 5 | 34.5 |
| 5 | Joe Hawkins | Wales U20 | 5 | 32.0 |
| 6 | Morgan Lloyd | Wales U20 | 5 | 30.5 |
| 7 | Max Auriac | France U20 | 4 | 30.3 |
| 8 | Jac Lloyd | Wales U20 | 4 | 30.2 |
| 9 | Louie Johnson | England U20 | 5 | 29.9 |
| 10 | Cam Winnett | Wales U20 | 5 | 29.3 |

■ ITALY

■ FRANCE

*Minimum 120 minutes played **Minimum 2 Kicks / 80min

PLAYER RANKINGS - LINEOUTS

2022 U20 SIX NATIONS

LINEOUTS WON (INC. STEALS)

| | | | Games | Total |
|----|-------------------|--------------|-------|-------|
| 1 | M. Morrissey | Ireland U20 | 5 | 31 |
| 2 | A. Ortombina | Italy U20 | 5 | 27 |
| 2 | T. Lockett | England U20 | 4 | 27 |
| 4 | M. Williamson | Scotland U20 | 5 | 23 |
| 4 | R. Woodman | Wales U20 | 3 | 23 |
| 6 | C. O'Tighearnaigh | Ireland U20 | 5 | 21 |
| 7 | J. Taylor | Scotland U20 | 5 | 19 |
| 8 | R. Crothers | Ireland U20 | 5 | 18 |
| 9 | R. Vintcent | Italy U20 | 4 | 17 |
| 10 | L. Banos | France U20 | 5 | 14 |
| 10 | S. M'Foudi | France U20 | 5 | 14 |
| 10 | L. Jones | Wales U20 | 5 | 14 |

| | | | Minutes | Per 80* |
|----|-------------------|--------------|---------|---------|
| 1 | T. Lockett | England U20 | 223 | 9.7 |
| 2 | R. Woodman | Wales U20 | 237 | 7.8 |
| 3 | L. Jones | Wales U20 | 151 | 7.4 |
| 4 | M. Morrissey | Ireland U20 | 341 | 7.3 |
| 5 | A. Ortombina | Italy U20 | 389 | 5.6 |
| 6 | M. Williamson | Scotland U20 | 374 | 4.9 |
| 7 | R. Vintcent | Italy U20 | 282 | 4.8 |
| 8 | C. O'Tighearnaigh | Ireland U20 | 391 | 4.3 |
| 9 | A. Bell | England U20 | 205 | 4.3 |
| 10 | L. Chessum | England U20 | 159 | 4.0 |

LINEOUT STEALS

| | | | Games | Total |
|---|--------------|--------------|-------|-------|
| 1 | L. Banos | France U20 | 5 | 4 |
| 2 | C. Sa | France U20 | 3 | 3 |
| 2 | H. Auradou | France U20 | 4 | 3 |
| 2 | S. M'Foudi | France U20 | 5 | 3 |
| 5 | A. Ortombina | Italy U20 | 5 | 2 |
| 5 | R. Vintcent | Italy U20 | 4 | 2 |
| 5 | M. Morrissey | Ireland U20 | 5 | 2 |
| 5 | E. Ilione | England U20 | 4 | 2 |
| 5 | J. Taylor | Scotland U20 | 5 | 2 |
| 5 | J. McCormick | Ireland U20 | 5 | 2 |

| | | | Minutes | Per 80* |
|----|--------------|--------------|---------|---------|
| 1 | C. Sa | France U20 | 192 | 1.3 |
| 2 | L. Banos | France U20 | 388 | 0.8 |
| 3 | H. Auradou | France U20 | 302 | 0.8 |
| 4 | S. M'Foudi | France U20 | 338 | 0.7 |
| 5 | R. Vintcent | Italy U20 | 282 | 0.6 |
| 6 | E. Ilione | England U20 | 296 | 0.5 |
| 7 | J. McCormick | Ireland U20 | 338 | 0.5 |
| 8 | M. Morrissey | Ireland U20 | 341 | 0.5 |
| 9 | J. Taylor | Scotland U20 | 381 | 0.4 |
| 10 | A. Ortombina | Italy U20 | 389 | 0.4 |

LINEOUT THROWS WON

| | | | Games | Total |
|----|-----------------|--------------|-------|-------|
| 1 | J. McCormick | Ireland U20 | 5 | 65 |
| 2 | J. Stewart | England U20 | 4 | 44 |
| 3 | L. Frangini | Italy U20 | 4 | 43 |
| 4 | M. Veness | Wales U20 | 5 | 38 |
| 5 | P. Harrison | Scotland U20 | 4 | 33 |
| 6 | C. Sa | France U20 | 3 | 20 |
| 6 | V. Montgaillard | France U20 | 4 | 20 |
| 8 | E. Daniel | Wales U20 | 2 | 16 |
| 9 | T. Scramoncin | Italy U20 | 4 | 14 |
| 10 | C. Chapman | Wales U20 | 3 | 12 |
| 10 | G. Hiddleston | Scotland U20 | 4 | 12 |

LINEOUT SUCCESS RATE**

| | | | Games | Total* |
|---|-----------------|--------------|-------|--------|
| 1 | J. McCormick | Ireland U20 | 5 | 95.6% |
| 2 | C. Sa | France U20 | 3 | 87.0% |
| 3 | M. Veness | Wales U20 | 5 | 86.4% |
| 4 | J. Stewart | England U20 | 4 | 84.6% |
| 5 | L. Frangini | Italy U20 | 4 | 84.3% |
| 6 | V. Montgaillard | France U20 | 4 | 83.3% |
| 7 | P. Harrison | Scotland U20 | 4 | 71.7% |

■ ITALY

■ FRANCE

*Minimum 120 minutes played **Minimum 2 lineout throws / 80

PLAYER RANKINGS - TACKLES & TURNOVERS

2022 U20 SIX NATIONS

SUCCESSFUL TACKLES

| | | | Games | Total |
|---|--------------|--------------|-------|-------|
| 1 | D. Odiase | Italy U20 | 5 | 80 |
| 2 | R. Tait | Scotland U20 | 5 | 75 |
| 3 | G. Ferrari | Italy U20 | 5 | 71 |
| 4 | R. Crothers | Ireland U20 | 5 | 68 |
| 5 | L. Rizzoli | Italy U20 | 5 | 66 |
| 6 | E. Fackrell | Wales U20 | 5 | 63 |
| 7 | T. Knight | England U20 | 5 | 59 |
| 8 | L. Banos | France U20 | 5 | 58 |
| 9 | A. Ortombina | Italy U20 | 5 | 56 |
| 9 | J. Culhane | Ireland U20 | 5 | 56 |
| 9 | L. Frangini | Italy U20 | 4 | 56 |

| | | | Minutes | Per 80* |
|----|------------------|--------------|---------|---------|
| 1 | D. Odiase | Italy U20 | 308 | 20.8 |
| 2 | G. Ferrari | Italy U20 | 317 | 17.9 |
| 3 | R. Tait | Scotland U20 | 348 | 17.2 |
| 4 | L. Frangini | Italy U20 | 277 | 16.2 |
| 5 | E. Fackrell | Wales U20 | 321 | 15.7 |
| 6 | G. Scougall | Scotland U20 | 242 | 15.5 |
| 7 | L. McLoughlin | Ireland U20 | 178 | 15.3 |
| 8 | O. Leatherbarrow | Scotland U20 | 160 | 15.0 |
| 9 | T. Cowan | Wales U20 | 278 | 15.0 |
| 10 | P. Harrison | Scotland U20 | 257 | 14.9 |

DOMINANT TACKLES

| | | | Games | Total |
|----|-------------------|-------------|-------|-------|
| 1 | L. Rizzoli | Italy U20 | 5 | 10 |
| 2 | R. Andreoli | Italy U20 | 5 | 6 |
| 3 | J. Culhane | Ireland U20 | 5 | 5 |
| 4 | K. Tixeront | France U20 | 3 | 4 |
| 4 | G. Ferrari | Italy U20 | 5 | 4 |
| 4 | S. M'Foudi | France U20 | 5 | 4 |
| 4 | F. Lazzarin | Italy U20 | 5 | 4 |
| 4 | D. Odiase | Italy U20 | 5 | 4 |
| 4 | C. O'Tighearnaigh | Ireland U20 | 5 | 4 |
| 10 | V. Montgaillard | France U20 | 4 | 3 |

TACKLE SUCCESS RATE**

| | | | Minutes | %* |
|----|------------------|--------------|---------|--------|
| 1 | K. Tixeront | France U20 | 174 | 100.0% |
| 1 | J. Postlethwaite | Ireland U20 | 229 | 100.0% |
| 1 | H. Auradou | France U20 | 302 | 100.0% |
| 1 | G. Scougall | Scotland U20 | 242 | 100.0% |
| 5 | M. Perchaud | France U20 | 318 | 98.1% |
| 6 | M. Morrissey | Ireland U20 | 341 | 97.4% |
| 7 | R. Crothers | Ireland U20 | 400 | 97.1% |
| 8 | A. Ortombina | Italy U20 | 389 | 96.6% |
| 8 | J. Culhane | Ireland U20 | 380 | 96.6% |
| 10 | R. Woodman | Wales U20 | 237 | 96.3% |

TURNOVERS WON

| | | | Games | Total |
|---|-------------|-------------|-------|-------|
| 1 | S. M'Foudi | France U20 | 5 | 7 |
| 2 | R. Crothers | Ireland U20 | 5 | 6 |
| 2 | E. Ilione | England U20 | 4 | 6 |
| 4 | L. Banos | France U20 | 5 | 5 |
| 4 | A. Mann | Wales U20 | 4 | 5 |
| 6 | C. Sa | France U20 | 3 | 4 |
| 6 | F. Baxter | England U20 | 4 | 4 |
| 6 | R. Vintcent | Italy U20 | 4 | 4 |
| 6 | J. Boyle | Ireland U20 | 5 | 4 |
| 6 | H. Auradou | France U20 | 4 | 4 |
| 6 | E. Fackrell | Wales U20 | 5 | 4 |

| | | | Minutes | Per 80* |
|----|-------------|-------------|---------|---------|
| 1 | C. Sa | France U20 | 192 | 1.7 |
| 2 | S. M'Foudi | France U20 | 338 | 1.7 |
| 3 | E. Ilione | England U20 | 296 | 1.6 |
| 4 | S. Mallon | Ireland U20 | 150 | 1.6 |
| 5 | A. Mann | Wales U20 | 259 | 1.5 |
| 6 | R. Crothers | Ireland U20 | 400 | 1.2 |
| 7 | F. Baxter | England U20 | 277 | 1.2 |
| 8 | R. Vintcent | Italy U20 | 282 | 1.1 |
| 9 | H. Auradou | France U20 | 302 | 1.1 |
| 10 | L. Banos | France U20 | 388 | 1.0 |

■ ITALY

■ FRANCE

*Minimum 120 minutes played **Minimum 5 tackles / 80

PLAYER RANKINGS - DISCIPLINE

2022 U20 SIX NATIONS

PENS CONCEDED

| | | Games | Total | |
|---|---------------|--------------|-------|---|
| 1 | F. Baxter | England U20 | 4 | 7 |
| 1 | P. Harrison | Scotland U20 | 4 | 7 |
| 1 | L. Rizzoli | Italy U20 | 5 | 7 |
| 1 | J. McCormick | Ireland U20 | 5 | 7 |
| 5 | R. Crothers | Ireland U20 | 5 | 6 |
| 5 | J. Stewart | England U20 | 4 | 6 |
| 5 | H. Auradou | France U20 | 4 | 6 |
| 5 | S. M'Foudi | France U20 | 5 | 6 |
| 5 | C. Norrie | Scotland U20 | 4 | 6 |
| 5 | A. Williams | Wales U20 | 4 | 6 |
| 5 | R. McGuire | Ireland U20 | 5 | 6 |
| 5 | L. McLoughlin | Ireland U20 | 3 | 6 |

| | | Minutes | Per 80* | |
|----|----------------|--------------|---------|-----|
| 1 | C. Norrie | Scotland U20 | 137 | 3.5 |
| 2 | L. McLoughlin | Ireland U20 | 178 | 2.7 |
| 3 | A. Mann | Wales U20 | 259 | 2.5 |
| 4 | R. Genovese | Italy U20 | 364 | 2.4 |
| 5 | P. Harrison | Scotland U20 | 257 | 2.2 |
| 6 | F. Baxter | England U20 | 277 | 2.0 |
| 7 | A. Williams | Wales U20 | 241 | 2.0 |
| 8 | A. Bell | England U20 | 205 | 2.0 |
| 8 | M. Summerfield | England U20 | 164 | 2.0 |
| 10 | R. Bellemand | France U20 | 129 | 1.9 |

CARDS

| | | Games | Yellows | |
|---|------------------|--------------|---------|---|
| 1 | S. M'Foudi | France U20 | 5 | 2 |
| 2 | T. Moukoro | France U20 | 4 | 1 |
| 2 | G. Ferrari | Italy U20 | 5 | 1 |
| 2 | J. Postlethwaite | Ireland U20 | 3 | 1 |
| 2 | J. Peard | Wales U20 | 2 | 1 |
| 2 | H. Auradou | France U20 | 4 | 1 |
| 2 | W. Hobson | England U20 | 3 | 1 |
| 2 | D. Odiase | Italy U20 | 5 | 1 |
| 2 | O. Oguntibeju | Scotland U20 | 2 | 1 |
| 2 | O. Andrew | Wales U20 | 3 | 1 |
| 2 | J. Hathaway | Wales U20 | 1 | 1 |
| 2 | L. Frangini | Italy U20 | 4 | 1 |
| 2 | L. McLoughlin | Ireland U20 | 3 | 1 |

| | | Games | Reds | |
|---|-----------|------------|------|---|
| 1 | J. Coulon | France U20 | 2 | 1 |
| 1 | A. Mann | Wales U20 | 4 | 1 |
| 1 | J. Joseph | France U20 | 2 | 1 |

■ ITALY

■ FRANCE

*Minimum 120 minutes played

PLAYER COMPARISON

2022 U20 SIX NATIONS

ITALY AND FRANCE

PLAYER COMPARISON - POINTS

2022 U20 SIX NATIONS

POINTS

| ITALY | | | FRANCE | | | | |
|-------|------------|-------|--------|-------|------------|---|----|
| | Games | Total | | Games | Total | | |
| 1 | G. Sante | 5 | 17 | 1 | M. Auriac | 4 | 53 |
| 2 | N. Teneggi | 5 | 15 | 2 | L. Barre | 2 | 22 |
| 3 | G. Ferrari | 5 | 10 | 3 | C. Sa | 3 | 15 |
| 3 | A. Garbisi | 5 | 10 | 3 | E. Reybier | 5 | 15 |
| 3 | F. Mey | 5 | 10 | 5 | E. Dayral | 3 | 13 |

TRIES

| ITALY | | | FRANCE | | | | |
|-------|---------------|-------|--------|-------|-----------------|---|---|
| | Games | Total | | Games | Total | | |
| 1 | G. Ferrari | 5 | 2 | 1 | C. Sa | 3 | 3 |
| 1 | A. Garbisi | 5 | 2 | 1 | E. Reybier | 5 | 3 |
| 1 | F. Mey | 5 | 2 | 3 | M. Auriac | 4 | 2 |
| 4 | A. Ortombina | 5 | 1 | 4 | E. Yemsi | 2 | 1 |
| 4 | L. Pani | 5 | 1 | 4 | L. Le Brun | 5 | 1 |
| 4 | L. Rizzoli | 5 | 1 | 4 | A. Bevia | 2 | 1 |
| 4 | T. Scramoncin | 4 | 1 | 4 | V. Montgaillard | 4 | 1 |
| 4 | L. Frangini | 4 | 1 | 4 | E. Gailleton | 5 | 1 |
| | | | | 4 | E. Capilla | 3 | 1 |
| | | | | 4 | E. Dayral | 3 | 1 |
| | | | | 4 | S. Tanel | 3 | 1 |
| | | | | 4 | R. Fonnicola | 1 | 1 |

GOAL KICKING*

| ITALY | | | | FRANCE | | | | | |
|-------|------------|--------|---|--------|------------|-----------|----|-------|-------|
| | Made | Missed | % | | Made | Missed | % | | |
| 1 | G. Sante | 7 | 3 | 70.0% | 1 | M. Auriac | 16 | 2 | 88.9% |
| 2 | N. Teneggi | 6 | 4 | 60.0% | 2 | L. Barre | 9 | 4 | 69.2% |
| | | | | 3 | E. Dayral | 3 | 3 | 50.0% | |
| | | | | 4 | L. Le Brun | 1 | 2 | 33.3% | |

*Minimum 2 Kicks at Goal

PLAYER COMPARISON - CARRIES

2022 U20 SIX NATIONS

CARRIES

| ITALY | | | FRANCE | | | | |
|-------|--------------|-------|--------|-------|-------------|---|----|
| | Games | Total | | Games | Total | | |
| 1 | G. Ferrari | 5 | 43 | 1 | M. Perchaud | 5 | 41 |
| 2 | A. Ortombina | 5 | 34 | 2 | T. Ntamack | 4 | 40 |
| 2 | L. Pani | 5 | 34 | 3 | L. Le Brun | 5 | 38 |
| 4 | L. Rizzoli | 5 | 32 | 4 | E. Reybier | 5 | 35 |
| 5 | F. Mey | 5 | 25 | 5 | S. M'Foudi | 5 | 31 |

METRES

| ITALY | | | FRANCE | | | | |
|-------|---------------|-------|--------|-------|-------------|---|-------|
| | Games | Total | | Games | Total | | |
| 1 | L. Pani | 5 | 373.5 | 1 | E. Reybier | 5 | 394.8 |
| 2 | F. Mey | 5 | 272.4 | 2 | T. Ntamack | 4 | 290.7 |
| 3 | G. Ferrari | 5 | 248.4 | 3 | L. Le Brun | 5 | 245.8 |
| 4 | F. Lazzarin | 5 | 240.2 | 4 | C. Sa | 3 | 232.6 |
| 5 | D. Passarella | 5 | 181.5 | 5 | M. Perchaud | 5 | 170.6 |

DEFENDERS BEATEN

| ITALY | | | FRANCE | | | | |
|-------|---------------|-------|--------|-------|-------------|---|----|
| | Games | Total | | Games | Total | | |
| 1 | L. Pani | 5 | 9 | 1 | E. Reybier | 5 | 21 |
| 1 | F. Mey | 5 | 9 | 2 | C. Sa | 3 | 9 |
| 3 | L. Rizzoli | 5 | 6 | 3 | T. Ntamack | 4 | 7 |
| 3 | D. Passarella | 5 | 6 | 4 | B. Jauneau | 5 | 6 |
| 3 | G. Sante | 5 | 6 | 4 | M. Perchaud | 5 | 6 |

PLAYER COMPARISON - PASSING

2022 U20 SIX NATIONS

PASSES

| ITALY | | | FRANCE | | |
|-----------------|-------|-------|-------------------------|-------|-------|
| | Games | Total | | Games | Total |
| 1 A. Garbisi | 5 | 238 | 1 B. Jauneau | 5 | 196 |
| 2 N. Teneggi | 5 | 61 | 2 L. Le Brun | 5 | 48 |
| 3 G. Sante | 5 | 36 | 3 T. Ntamack | 4 | 19 |
| 4 G. Tomaselli | 3 | 27 | 3 E. Dayral | 3 | 19 |
| 5 F. Mey | 5 | 21 | 5 L. Foursans-Bourdette | 1 | 17 |
| 5 D. Passarella | 5 | 21 | 5 S. M'Foudi | 5 | 17 |

PASSING ACCURACY %**

| ITALY | | | FRANCE | | |
|--------------|-------|-------|--------------|-------|-------|
| | Games | Total | | Games | Total |
| 1 A. Garbisi | 5 | 94.1% | 1 B. Jauneau | 5 | 93.9% |
| 2 N. Teneggi | 5 | 91.8% | 2 L. Le Brun | 5 | 81.3% |

OFFLOADS

| ITALY | | | FRANCE | | |
|-----------------|-------|-------|--------------|-------|-------|
| | Games | Total | | Games | Total |
| 1 G. Sante | 5 | 6 | 1 L. Le Brun | 5 | 6 |
| 2 L. Pani | 5 | 4 | 1 T. Ntamack | 4 | 6 |
| 2 D. Passarella | 5 | 4 | 1 S. M'Foudi | 5 | 6 |
| 4 G. Ferrari | 5 | 2 | 4 E. Reybier | 5 | 5 |
| 4 A. Garbisi | 5 | 2 | 4 M. Auriac | 4 | 5 |
| 4 F. Vaccari | 2 | 2 | | | |
| 4 R. Vintcent | 4 | 2 | | | |
| 4 F. Lazzarin | 5 | 2 | | | |

PLAYER COMPARISON - KICKS

2022 U20 SIX NATIONS

KICKS IN PLAY

| ITALY | | | FRANCE | | | | |
|-------|------------|-------|--------|-------|-----------------------|---|----|
| | Games | Total | | Games | Total | | |
| 1 | A. Garbisi | 5 | 34 | 1 | B. Jauneau | 5 | 37 |
| 2 | L. Pani | 5 | 13 | 2 | L. Le Brun | 5 | 19 |
| 2 | N. Teneggi | 5 | 13 | 3 | M. Auriac | 4 | 16 |
| 4 | G. Sante | 5 | 8 | 4 | E. Dayral | 3 | 13 |
| 5 | F. Mey | 5 | 7 | 5 | L. Foursans-Bourdette | 1 | 10 |

KICKING METRES

| ITALY | | | FRANCE | | | | |
|-------|------------|-------|--------|-------|------------|---|---------|
| | Games | Total | | Games | Total | | |
| 1 | A. Garbisi | 5 | 696.5 | 1 | B. Jauneau | 5 | 1,023.0 |
| 2 | L. Pani | 5 | 449.1 | 2 | L. Le Brun | 5 | 775.4 |
| 3 | N. Teneggi | 5 | 370.5 | 3 | M. Auriac | 4 | 484.8 |
| 4 | G. Sante | 5 | 203.4 | 4 | E. Dayral | 3 | 374.6 |
| 5 | F. Mey | 5 | 133.9 | 5 | L. Barre | 2 | 306.4 |

METRES / KICKS IN PLAY**

| ITALY | | | FRANCE | | | | |
|-------|------------|------|--------|-------|------------|---|------|
| | Games | Avg* | | Games | Avg* | | |
| 1 | L. Pani | 5 | 34.5 | 1 | L. Barre | 2 | 43.8 |
| 2 | N. Teneggi | 5 | 28.5 | 2 | L. Le Brun | 5 | 40.8 |
| 3 | G. Sante | 5 | 25.4 | 3 | M. Auriac | 4 | 30.3 |
| 4 | A. Garbisi | 5 | 20.5 | 4 | E. Dayral | 3 | 28.8 |
| | | | | 5 | B. Jauneau | 5 | 27.6 |

*Minimum 120 minutes played **Minimum 2 Kicks / 80min

PLAYER COMPARISON - LINEOUTS

2022 U20 SIX NATIONS

LINEOUTS WON (INC. STEALS)

| ITALY | | | FRANCE | | | | |
|-------|--------------|-------|--------|-------|------------------|---|----|
| | Games | Total | | Games | Total | | |
| 1 | A. Ortombina | 5 | 27 | 1 | L. Banos | 5 | 14 |
| 2 | R. Vintcent | 4 | 17 | 1 | S. M'Foudi | 5 | 14 |
| 3 | R. Andreoli | 5 | 6 | 3 | H. Auradou | 4 | 10 |
| 4 | G. Cenedese | 5 | 4 | 4 | N. Della Schiava | 4 | 6 |
| 5 | C. Berlese | 4 | 3 | 5 | K. Tixeront | 3 | 4 |

LINEOUT STEALS

| ITALY | | | FRANCE | | | | |
|-------|--------------|-------|--------|-------|------------|---|---|
| | Games | Total | | Games | Total | | |
| 1 | A. Ortombina | 5 | 2 | 1 | L. Banos | 5 | 4 |
| 1 | R. Vintcent | 4 | 2 | 2 | C. Sa | 3 | 3 |
| | | | | 2 | H. Auradou | 4 | 3 |
| | | | | 2 | S. M'Foudi | 5 | 3 |

LINEOUT THROWS WON

| ITALY | | | FRANCE | | | | |
|-------|---------------|-------|--------|-------|------------------|---|----|
| | Games | Total | | Games | Total | | |
| 1 | L. Frangini | 4 | 43 | 1 | C. Sa | 3 | 20 |
| 2 | T. Scramoncin | 4 | 14 | 1 | V. Montgaillard | 4 | 20 |
| 3 | M. Bonan | 1 | 2 | 3 | B. Boudou | 1 | 2 |
| | | | | 4 | L. Martin | 1 | 1 |
| | | | | 4 | N. Della Schiava | 4 | 1 |
| | | | | 4 | M. Auriac | 4 | 1 |
| | | | | 4 | R. Fonnicola | 1 | 1 |

PLAYER COMPARISON - TACKLES

2022 U20 SIX NATIONS

SUCCESSFUL TACKLES

| ITALY | | | FRANCE | | | | |
|-------|--------------|-------|--------|---|-------------|-------|----|
| | | Games | Total | | Games | Total | |
| 1 | D. Odiase | 5 | 80 | 1 | L. Banos | 5 | 58 |
| 2 | G. Ferrari | 5 | 71 | 2 | M. Perchaud | 5 | 53 |
| 3 | L. Rizzoli | 5 | 66 | 3 | H. Auradou | 4 | 39 |
| 4 | A. Ortombina | 5 | 56 | 3 | S. M'Foudi | 5 | 39 |
| 4 | L. Frangini | 4 | 56 | 5 | L. Le Brun | 5 | 38 |

DOMINANT TACKLES

| ITALY | | | FRANCE | | | | |
|-------|-------------|-------|--------|---|------------------|-------|---|
| | | Games | Total | | Games | Total | |
| 1 | L. Rizzoli | 5 | 10 | 1 | K. Tixeront | 3 | 4 |
| 2 | R. Andreoli | 5 | 6 | 1 | S. M'Foudi | 5 | 4 |
| 3 | G. Ferrari | 5 | 4 | 3 | V. Montgaillard | 4 | 3 |
| 3 | F. Lazzarin | 5 | 4 | 3 | E. Reybier | 5 | 3 |
| 3 | D. Odiase | 5 | 4 | 3 | L. Banos | 5 | 3 |
| | | | | 3 | N. Della Schiava | 4 | 3 |
| | | | | 3 | M. Suta | 2 | 3 |

TURNOVERS WON

| ITALY | | | FRANCE | | | | |
|-------|---------------|-------|--------|---|------------|-------|---|
| | | Games | Total | | Games | Total | |
| 1 | R. Vintoent | 4 | 4 | | | | |
| 2 | A. Ortombina | 5 | 3 | 1 | S. M'Foudi | 5 | 7 |
| 3 | F. Cuminetti | 1 | 2 | | | | |
| 3 | D. Odiase | 5 | 2 | | | | |
| 5 | G. Ferrari | 5 | 1 | 2 | L. Banos | 5 | 5 |
| 5 | L. Pani | 5 | 1 | | | | |
| 5 | L. Rizzoli | 5 | 1 | | | | |
| 5 | R. Genovese | 5 | 1 | 3 | C. Sa | 3 | 4 |
| 5 | N. Teneggi | 5 | 1 | | | | |
| 5 | G. Cenedese | 5 | 1 | | | | |
| 5 | C. Berlese | 4 | 1 | 3 | H. Auradou | 4 | 4 |
| 5 | F. Mey | 5 | 1 | | | | |
| 5 | D. Passarella | 5 | 1 | | | | |
| 5 | T. Scramoncin | 4 | 1 | 5 | E. Reybier | 5 | 3 |
| 5 | L. Frangini | 4 | 1 | | | | |

PLAYER COMPARISON - DISCIPLINE

2022 U20 SIX NATIONS

PENS CONCEDED

| ITALY | | | FRANCE | | |
|-----------------|-------|-------|---------------|-------|-------|
| | Games | Total | | Games | Total |
| 1 R. Genovese | 5 | 11 | 1 H. Auradou | 4 | 6 |
| 2 L. Rizzoli | 5 | 7 | 1 S. M'Foudi | 5 | 6 |
| 3 G. Ferrari | 5 | 5 | 3 E. Reybier | 5 | 5 |
| 4 A. Ortombina | 5 | 4 | 3 M. Perchaud | 5 | 5 |
| 4 C. Berlese | 4 | 4 | 3 E. Capilla | 3 | 5 |
| 4 D. Passarella | 5 | 4 | | | |

YELLOW CARDS

| ITALY | | | FRANCE | | |
|---------------|-------|-------|--------------|-------|-------|
| | Games | Total | | Games | Total |
| 1 G. Ferrari | 5 | 1 | 1 S. M'Foudi | 5 | 2 |
| 1 D. Odiase | 5 | 1 | 2 T. Moukoro | 4 | 1 |
| 1 L. Frangini | 4 | 1 | 2 H. Auradou | 4 | 1 |

RED CARDS

| ITALY | | | FRANCE | | |
|-------|-------|-------|-------------|-------|-------|
| | Games | Total | | Games | Total |
| | | | 1 J. Coulon | 2 | 1 |
| | | | 1 J. Joseph | 2 | 1 |