



MEDIA GUIDE

2023



GUINNESS



SIX NATIONS

INDEX

pg

2023 Fixtures	3
Welcome	4
Finishing Positions	6

NATIONS

England	7
France	15
Ireland	23
Italy	30
Scotland	38
Wales	46

MATCH OFFICIALS

2023 Appointments	53
2023 Referees	54
Officials Records	58
Officials Index	59

HEAD TO HEADS

Head to Heads	63
---------------	----

RECORDS

Tables 2000-2022	79
Team Records	84
Individual Records	89
Performance Stats	100

2022 IN DETAIL

2022 in Detail	112
Performance Stats	117

UNDER 20 CHAMPIONSHIPS

2023 Fixtures	120
2022 in Detail	121

CONTACTS

Union Contacts	127
Guinness Six Nations	128

GUINNESS SIX NATIONS SPONSORS



OFFICIAL PARTNER



OFFICIAL INSIGHTS PARTNER



BREITLING

1884

OFFICIAL TIMING PARTNER



INDEX

ENGLAND

FRANCE

IRELAND

ITALY

SCOTLAND

WALES

OFFICIALS

HEAD TO HEADS

RECORDS

UNDER-20



2023 GUINNESS SIX NATIONS CHAMPIONSHIP

LAST FIVE SEASONS

DATE	LOCAL KO	FIXTURE	2022	2021	2020	2019	2018
Sat 4 Feb	14:15	WALES v IRELAND @ Principality Stadium	7-29	21-16	14-24	25-7	27-37
Sat 4 Feb	16:45	ENGLAND v SCOTLAND @ Twickenham Stadium	17-20	6-11	13-6	38-38	13-25
Sun 5 Feb	16:00	ITALY v FRANCE @ Stadio Olimpico	10-37	10-50	22-35	14-25	17-34
Sat 11 Feb	14:15	IRELAND v FRANCE @ Aviva Stadium	24-30	13-15	27-35	26-14	15-13
Sat 11 Feb	16:45	SCOTLAND v WALES @ BT Murrayfield	17-20	24-25	14-10	11-18	7-34
Sun 12 Feb	15:00	ENGLAND v ITALY @ Twickenham Stadium	33-0	41-18	34-5	57-14	46-15
Sat 25 Feb	15:15	ITALY v IRELAND @ Stadio Olimpico	6-57	10-48	17-50	16-26	19-56
Sat 25 Feb	16:45	WALES v ENGLAND @ Principality Stadium	19-23	40-24	30-33	21-13	6-12
Sun 26 Feb	16:00	FRANCE v SCOTLAND @ Stade de France	36-17	23-27	17-28	27-10	26-32
Sat 11 Mar	15:15	ITALY v WALES @ Stadio Olimpico	22-21	7-48	0-42	15-26	14-38
Sat 11 Mar	16:45	ENGLAND v FRANCE @ Twickenham Stadium	13-25	23-20	17-24	44-8	16-22
Sun 12 Mar	15:00	SCOTLAND v IRELAND @ BT Murrayfield	5-26	24-27	12-19	13-22	8-28
Sat 18 Mar	12:30	SCOTLAND v ITALY @ BT Murrayfield	33-22	52-10	17-0	33-20	29-27
Sat 18 Mar	15:45	FRANCE v WALES @ Stade de France	13-9	32-30	27-23	19-24	13-14
Sat 18 Mar	17:00	IRELAND v ENGLAND @ Aviva Stadium	32-15	32-18	12-24	20-32	24-15

INDEX

ENGLAND

FRANCE

IRELAND

ITALY

SCOTLAND

WALES

OFFICIALS

HEAD TO HEADS

RECORDS

UNDER-20



- INDEX
- ENGLAND
- FRANCE
- IRELAND
- ITALY
- SCOTLAND
- WALES
- OFFICIALS
- HEAD TO HEADS
- RECORDS
- UNDER-20

WELCOME

The 2023 Guinness Six Nations will add another chapter to the history of a Championship that has been writing its story for over a century. During this time, few could argue that it has entered a territory that few sports can claim tenancy.

The Guinness Six Nations defines a time of the year that somehow goes outside the boundaries of sport and has become a point in the calendar that fans anticipate, from the final whistle of the previous Championship.

It is a Championship that offers fans the chance to experience some of the best teams and players going head-to-head, on an annual basis, in must win Test matches. Combine that with the unique heritage of the Six Nations and the rivalries that are woven into the fabric of the six nations competing, and you start to scratch the surface in explaining why the Guinness Six Nations is such an eagerly anticipated occasion.

At Six Nations Rugby, there is a commitment to deliver truly unmissable experiences for fans. This commitment is underpinned by unwavering collaboration with all Six Nations Rugby stakeholders, including each union and federation, its broadcast and commercial partners and the media, who all play a part in telling the compelling storylines to fans.

I would like to thank Guinness for their longstanding support of the Championship, and to our other partners TikTok, Breitling and Sage, who share a passion for enhancing the fans experience. And to Netflix, who join us this year; the excitement we all share for the project is sure to make for great entertainment in 2024.

For the millions of fans tuning in, this is all thanks to the support of our Broadcast Partners across the host nations; France Television, BBC, ITV, Sky Italia, RTE and Virgin Media and our international broadcasters. The incredible teams delivering coverage of every game are at the heart of what we deliver to fans, worldwide.

This year's Guinness Six Nations holds a personal poignancy for me, as it will be my final one as CEO of Six Nations Rugby. My five years in the role has been a humbling and defining experience and I am filled with pride for the achievements of the organisation, alongside each of the unions and federations. It has been a privilege to be a custodian of the role, but my work is not done yet, and go into the 2023 Championships truly excited for what is in store.

Six Nations Rugby is on an incredibly exciting trajectory, and the future is very bright for its Championships and competitions, not to mention the sport itself. I will be following the future achievements and progress as a loyal fan, when my tenure comes to a close.

All that is left to do, is wish all the teams the best of luck in their respective campaigns and to thank them for being part of such an iconic event. To every member of the media, thank you for your critical part in bringing these games to life, and being the storytellers of the Championship. I look forward to seeing you over the course of upcoming rounds.

Ben Morel
CEO, Six Nations Rugby

GUINNESS

OLD BREWER'S YARD, LONDON



Bienvenue. Croeso. Benvenuto. Fáilte. Welcome everybody to the launch of the 2023 GUINNESS SIX NATIONS, we are delighted to be here at our first in-person launch since 2020.

GUINNESS has been a long-term supporter of rugby, and we are extremely proud to begin our first year as Title Partner of the Six Nations.

This season, GUINNESS will continue to celebrate the fans that are at the heart of the Championship. We at GUINNESS understand that rugby fans across the world wait with growing excitement for the players to take the field and represent their fine nations. Alongside the Six Nations, the team at GUINNESS is excited for the 2023 Championship to rise to greater heights than ever before.

In 2022, Antoine Dupont was crowned the GUINNESS SIX NATIONS Player of the Championship, after leading France to the Grand Slam. The scrum-half became the first Frenchman to win the award in 2020 and joins Brian O'Driscoll and Stuart Hogg in a select group of players to have won the accolade on more than one occasion. I would like to congratulate Antoine on his achievements during last year's Championship, and we all look forward to seeing who will be awarded this year's Guinness Player of the Championship.

As we continue our support as the Official Responsible Drinking Partner, promoting drinking in moderation to adults around the world who enjoy the GUINNESS SIX NATIONS, we are delighted that GUINNESS 0.0 will be more widely available this year for fans to enjoy the great taste of Guinness with none of the alcohol.

We would like to give a special mention and welcome to all the captains here today who will no doubt lead from the front in search of Guinness Six Nations glory. To the players, coaching staff, and support teams, we would like to wish you the very best of luck over the coming weeks as you represent your rugby communities and nations. To the fans and the media who support and cover the GUINNESS SIX NATIONS so passionately, we hope that you enjoy the 2023 Championship. We are extremely honoured to be part of this fantastic and unique sporting Championship, eager for kick-off and what the coming weeks will bring both on and off the pitch. Whatever the outcome may be on the field, we know that fans from all sides will continue the great rugby tradition of toasting the winning team over a post-game pint of the black stuff.

Anna MacDonald
Category Marketing Director Beer & Ready-to-Drink at Diageo



INDEX

ENGLAND

FRANCE

IRELAND

ITALY

SCOTLAND

WALES

OFFICIALS

HEAD TO HEADS

RECORDS

UNDER-20

SEASON	ENG	IRE	SCO	WAL	FRA	ITA
FOUR NATIONS						
1883	1	3=	2	3=		
1884	1	4	2	3		
1886	1=	3=	1=	3=		
1887	3=	3=	1	2		
1890	1=	4	1=	3		
1891	2	4	1	3		
1892	1	3	2	4		
1893	3	4	2	1		
1894	2=	1	2=	2=		
1895	2	4	1	3		
1896	3=	1	2	3=		
1899	4	1	2	3		
1900	2	4	3	1		
1901	4	3	1	2		
1902	2	3	4	1		
1903	4	3	1	2		
1904	2=	4	1	2=		
1905	4	2	3	1		
1906	3=	1=	3=	1=		
1907	4	3	1	2		
1908	2=	2=	2=	1		
1909	3	4	2	1		
FIVE NATIONS						
1910	1	4	3	2	5	
1911	3	2	5	1	4	
1912	1=	1=	3=	3=	5	
1913	1	4	3	2	5	
1914	1	3	4=	2	4=	
1920	1=	5	1=	1=	4	
1921	1	4=	4=	2=	2=	
1922	2	4=	3	1	4=	
1923	1	3=	2	3=	3=	
1924	1	2=	2=	4=	4=	
1925	2=	2=	1	4	5	
1926	4	1=	1=	3	5	
1927	3	1=	1=	4=	4=	
1928	1	2	3=	3=	3=	
1929	4	2=	1	2=	5	
1930	1	2=	5	2=	2=	
1931	5	2=	2=	1	2=	
FOUR NATIONS						
1932	1=	1=	4	1=		
1933	2=	2=	1	2=		
1934	1	4	3	2		
1935	2=	1	4	2=		
1936	2=	2=	4	1		
1937	1	2	3	4		
1938	3	4	1	2		
1939	1=	1=	4	1=		
FIVE NATIONS						
1947	1=	3=	5	1=	3=	
1948	5	1	2=	4	2=	
1949	2=	1	2=	5	2=	
1950	5	3=	2	1	3=	
1951	4=	1	4=	3	2	
1952	2	3	5	1	4	
1953	1	3	5	2	4	
1954	1=	4	5	1=	1=	
1955	4	5	3	1=	1=	
1956	2=	2=	5	1	2=	
1957	1	2=	2=	2=	5	
1958	1	5	4	2	3	
1959	2=	2=	5	2=	1	
1960	1=	5	4	3	1=	
1961	4	5	2=	2=	1	
1962	3=	5	2	3=	1	

SEASON	ENG	IRE	SCO	WAL	FRA	ITA
1963	1	4	2=	5	2=	
1964	3=	5	1=	1=	3=	
1965	4	2=	5	1	2=	
1966	5	4	2=	1	2=	
1967	2=	2=	2=	5	1	
1968	3	2	5	4	1	
1969	3	2	4	1	5	
1970	4=	3	4=	1=	1=	
1971	3=	3=	5	1	2	
1972						
1973	1=	1=	1=	1=	1=	
1974	5	1	2=	2=	2=	
1975	5	2=	2=	1	2=	
1976	5	4	3	1	2	
1977	3	5	4	2	1	
1978	3	4	5	1	2	
1979	4	3	5	1	2	
1980	1	2=	4=	2=	4=	
1981	2=	5	2=	2=	1	
1982	2=	1	2=	4=	4=	
1983	5	1=	4	3	1=	
1984	4	5	1	3	2	
1985	4	1	5	3	2	
1986	3=	5	1=	3=	1=	
1987	4=	2=	2=	4=	1	
1988	3	4=	4=	1=	1=	
1989	2=	4=	2=	4=	1	
1990	2	4	1	5	3	
1991	1	4=	3	4=	2	
1992	1	5	2=	2=	2=	
1993	3	4	2	5	1	
1994	2	4	5	1	3	
1995	1	4	2	5	3	
1996	1	5	2	4	3	
1997	2	5	4	3	1	
1998	2	5	4	3	1	
1999	2	4	1	3	5	
SIX NATIONS						
2000	1	3	5	4	2	6
2001	1	2	3	4	5	6
2002	2	3	4	5	1	6
2003	1	2	4	6	3	5
2004	3	2	6	4	1	5
2005	4	3	5	1	2	6
2006	4	2	3	5	1	6
2007	3	2	6	5	1	4
2008	2	4	5	1	3	6
2009	2	1	5	4	3	6
2010	3	2	5	4	1	6
2011	1	3	5	4	2	6
2012	2	3	6	1	4	5
2013	2	5	3	1	6	4
2014	2	1	5	3	4	6
2015	2	1	6	3	4	5
2016	1	3	4	2	5	6
2017	1	2	4	5	3	6
2018	5	1	3	2	4	6
2019	2	3	5	1	4	6
2020	1	3	4	5	2	6
2021	5	3	4	1	2	6
2022	3	2	4	5	1	6
TOTALS						
Grand Slam	13	3	3	12	10	0
Outright C'ship	29	14	14	28	18	0
Triple Crown	26	12	10	22	-	-
Wooden Spoon	13	23	23	10	9	17
Whitewash	2	7	11	3	7	11

INDEX

ENGLAND

FRANCE

IRELAND

ITALY

SCOTLAND

WALES

OFFICIALS

HEAD TO HEADS

RECORDS

UNDER-20

**England
Rugby****CEO:** Bill Sweeney**Head coach:** Steve Borthwick**Assistant coaches:** Kevin Sinfield
Richard Cockerill
Nick Evans**Captain:** Owen Farrell**ENGLAND IN 2022**

P12, W5, D1, L6 (World Rugby Ranking: 5th)

Guinness 6 Nations

Autumn Nations Series

DATE	OPPONENT	VENUE	RESULT	SCORERS
5 Feb	Scotland	BT Murrayfield	L 17-20	Marcus Smith(T/4P)
13 Feb	Italy	Stadio Olimpico	W 33-0	Kyle Sinckler(T) Elliot Daly(T) Jamie George(2T) Marcus Smith(T/4C)
26 Feb	Wales	Twickenham Stadium	W 23-19	Alex Dombrandt(T) Marcus Smith(6P)
12 Mar	Ireland	Twickenham Stadium	L 15-32	Marcus Smith(5P)
19 Mar	France	Stade de France	L 13-25	Freddie Steward(T) Marcus Smith(C/2P)
2 Jul	Australia	Optus Stadium, Perth	L 28-30	Jack van Poortvliet(T) Ellis Genge(T) Owen Farrell(2C/3P) Henry Arundell(T)
9 Jul	Australia	Suncorp Stadium, Brisbane	W 25-17	Billy Vunipola(T) Owen Farrell(C/6P)
16 Jul	Australia	Sydney Cricket Ground	W 21-17	Owen Farrell(C/3P) Freddie Steward(T) Marcus Smith(T)
6 Nov	Argentina	Twickenham Stadium	L 29-30	Joe Cokanasiga(T) Jack van Poortvliet(T) Owen Farrell(2C/5P)
12 Nov	Japan	Twickenham Stadium	W 52-13	Ellis Genge(T) Owen Farrell(6C/P) Freddie Steward(T) Marcus Smith(2T) Guy Porter(2T) Penalty Try(T)
19 Nov	New Zealand	Twickenham Stadium	D 25-25	Will Stuart(2T) Owen Farrell(P) Freddie Steward(T) Marcus Smith(2C/P)
26 Nov	South Africa	Twickenham Stadium	L 13-27	Owen Farrell(C/2P) Henry Slade(T)

INDEX

ENGLAND

FRANCE

IRELAND

ITALY

SCOTLAND

WALES

OFFICIALS

HEAD TO HEADS

RECORDS

UNDER-20

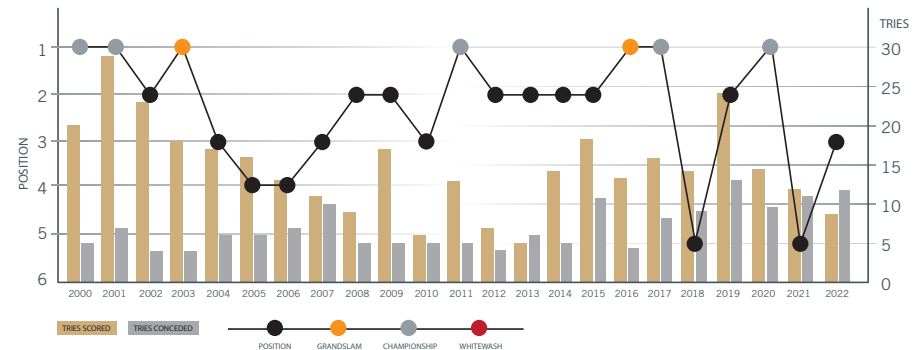
ENGLAND RECORDS

ENGLAND IN THE GUINNESS 6 NATIONS

SEASON	POS	W	D	L	Game 1	Game 2	Game 3	Game 4	Game 5	T	C	PG	DG	FOR	T	C	PG	DG	AGST
2000	1	4	0	1	Ire 50-18	Fra 15-9	Wal 46-12	Ita 59-12	Sco 13-19	20	13	18	1	183	5	3	12	1	70
2001	1	4	0	1	Wal 44-15	Ita 80-23	Sco 43-3	Fra 48-19	Ire 14-20	29	24	12	0	229	6	4	13	1	80
2002	2	4	0	1	Sco 29-3	Ire 45-11	Fra 15-20	Wal 50-10	Ita 45-9	23	21	8	1	184	4	3	9	0	53
2003	1	5	0	0	Fra 25-17	Wal 26-9	Ita 40-5	Sco 40-9	Ire 42-6	18	16	12	5	173	4	1	7	1	46
2004	3	3	0	2	Ita 50-9	Sco 35-13	Ire 13-19	Wal 31-21	Fra 21-24	17	10	15	0	150	6	4	15	1	86
2005	4	2	0	3	Wal 9-11	Fra 17-18	Ire 13-19	Eng 39-7	Sco 43-22	16	10	6	1	121	6	4	11	2	77
2006	4	2	0	3	Wal 47-13	Ita 31-16	Sco 12-18	Fra 6-31	Ire 24-28	12	9	14	0	120	8	6	15	3	106
2007	3	3	0	2	Sco 42-20	Ita 20-7	Ire 13-43	Fra 26-18	Wal 18-27	10	6	17	2	119	9	8	17	1	115
2008	2	3	0	2	Wal 19-26	Ita 23-19	Fra 24-13	Sco 9-15	Ire 33-10	8	7	16	2	108	5	5	16	0	83
2009	2	3	0	2	Ita 36-11	Wal 15-23	Ire 13-14	Fra 34-10	Sco 26-12	16	10	6	2	124	5	0	14	1	70
2010	3	2	1	2	Wal 30-17	Ita 17-12	Ire 16-20	Sco 15-15	Fra 10-12	6	5	14	2	88	5	3	13	2	76
2011	1	4	0	1	Wal 26-19	Ita 59-13	Fra 17-9	Sco 22-16	Ire 8-24	13	11	15	0	132	5	4	15	1	81
2012	2	4	0	1	Sco 13-6	Ita 19-15	Wal 12-19	Fra 24-22	Ire 30-9	7	6	17	0	98	4	3	15	0	71
2013	2	4	0	1	Sco 38-18	Ire 12-6	Fra 23-13	Ita 18-11	Wal 3-30	5	3	21	0	94	6	3	13	1	78
2014	2	4	0	1	Fra 24-26	Sco 20-0	Ire 13-10	Wal 29-18	Ita 52-11	14	13	12	2	138	5	2	12	0	65
2015	2	4	0	1	Wal 21-16	Ita 47-17	Ire 9-19	Sco 25-13	Fra 55-35	18	14	12	1	157	11	6	10	1	100
2016	1	5	0	0	Sco 15-9	Ita 40-9	Ire 21-10	Wal 25-21	Fra 31-21	13	8	17	0	132	4	4	14	0	70
2017	1	4	0	1	Fra 19-16	Wal 21-16	Ita 36-15	Sco 61-21	Ire 9-13	16	12	14	0	146	8	7	8	1	81
2018	5	2	0	3	Ita 46-15	Wal 12-6	Sco 13-25	Fra 16-22	Ire 15-24	14	7	6	0	102	9	6	11	0	90
2019	2	3	1	1	Ire 32-20	Fra 44-8	Wal 13-21	Ita 57-14	Sco 38-38	24	19	8	0	184	13	9	6	0	101
2020	1	4	0	1	Fra 17-24	Sco 13-6	Ire 24-12	Wal 33-30	Ita 34-5	14	12	9	0	121	9	7	6	0	77
2021	5	2	0	3	Sco 6-11	Ita 41-18	Wal 24-40	Fra 23-20	Ire 18-32	12	8	12	0	112	11	9	16	0	121
2022	3	2	0	3	Sco 17-20	Ita 33-0	Wal 23-19	Ire 15-32	Fra 13-25	8	5	17	0	101	12	8	6	0	96
TOTAL		77	2	36						333	249	298	19	3116	160	109	274	17	1893

Grand Slams: 2 (2003,2016)
Championships: 7 (2000, 2001, 2003, 2011, 2016, 2017, 2020)
Triple Crowns: 5 (2002, 2003, 2014, 2016, 2020)

HOME WIN	AWAY WIN
HOME DRAW	AWAY DRAW
HOME LOSS	AWAY LOSS



ENGLAND RECORDS

GUINNESS SIX NATIONS TEAM RECORDS		
IN A GAME	HOME	AWAY
Highest Score	80-23 v Italy (Twickenham) 17.2.01	59-12 v Italy (Stadio Flaminio) 18.3.00
Biggest Win	(57) 80-23 v Italy (Twickenham) 17.2.01	(47) 59-12 v Italy (Stadio Flaminio) 18.3.00
Highest Score Conceded	(38) 38-38 v Scotland (Twickenham) 16.3.19	(43) 13-43 v Ireland (Croke Park) 24.2.07
Worst Loss	(17) 15-32 v Ireland (Twickenham) 12.3.22	(30) 13-43 v Ireland (Croke Park) 24.2.07
	FOR	AGAINST
Most Tries	10 v Italy (Twickenham) 17.2.01	6 v Scotland (Twickenham) 16.3.19
Most Conversions	9 v Italy (Twickenham) 17.2.01	4 v Ireland (Croke Park) 24.2.07
		4 v Scotland (Twickenham) 16.3.19
		4 v Wales (Cardiff) 27.2.21
Most Penalty Goals	6 on five occasions	7 v France (Stade de France) 19.3.16
Most Drop Goals	2 v Wales (Cardiff) 22.2.03	2 v Ireland (Lansdowne Road) 27.2.05
	2 v Ireland (Lansdowne Road) 30.3.03	2 v Italy (Twickenham) 11.2.06
IN A SEASON	FOR	AGAINST
Most Tries	29 in 2001	13 in 2019
Most Conversions	24 in 2001	9 in 2019
		9 in 2021
Most Penalty Goals	21 in 2013	17 in 2007
Most Drop Goals	5 in 2003	3 in 2006
Most Points	229 in 2001	115 in 2007
Fewest Tries	5 in 2013	4 on four occasions
Fewest Conversions	3 in 2013	0 in 2009
Fewest Penalty Goals	6 in 2005	6 in 2019
	6 in 2010	6 in 2020
	6 in 2018	6 in 2022
Fewest Drop Goals	0 on thirteen occasions	0 on ten occasions
Fewest Points	88 in 2010	46 in 2003
SEQUENCES	BEST WINNING RUN	WORST LOSING RUN
At Home	15 - 17.3.12 to 10.2.18	1 on ten occasions
Away	5 - 7.4.02 to 21.2.04	4 - 25.2.06 to 17.3.07
Overall	11 - 14.3.15 to 11.3.17	4 - 27.3.04 to 27.2.05
	LONGEST UNBEATEN RUN	LONGEST WINLESS RUN
At Home	15 - 17.3.12 to 10.2.18	1 on ten occasions
Away	5 - 7.4.02 to 21.2.04	4 - 25.2.06 to 17.3.07
Overall	11 - 14.3.15 to 11.3.17	4 - 27.3.04 to 27.2.05
GUINNESS 6 NATIONS PLAYER RECORDS		
	IN A MATCH	IN A SEASON
Most Points	35 Jonny Wilkinson v Italy (Twickenham) 17.2.01	89 Jonny Wilkinson in 2001
Most Tries	4 Chris Ashton v Italy (Twickenham) 12.2.11	6 Will Greenwood in 2001
		6 Chris Ashton in 2011
		6 Jonny May in 2019
Most Conversions	9 Jonny Wilkinson v Italy (Twickenham) 17.2.01	24 Jonny Wilkinson in 2001
Most Penalty Goals	6 on four occasions	18 Jonny Wilkinson in 2000
Most Drop Goals	2 Jonny Wilkinson v Wales (Cardiff) 22.2.03	5 Jonny Wilkinson in 2003
	2 Jonny Wilkinson v Ireland (Lansdowne Road) 30.3.03	
Scoring in Every Way	Jonny Wilkinson v Wales (Twickenham) 23.3.02	-
	Jonny Wilkinson v Scotland (Twickenham) 3.2.07	

ENGLAND RECORDS

GUINNESS SIX NATIONS CAREER RECORDS		
MOST APPEARANCES	MOST POINTS	MOST TRIES
52 (40+12) - Ben Youngs (2010-22)	500 - Owen Farrell (2012-21)	16 - Ben Cohen (2000-06)
49 (40+9) - Dylan Hartley (2009-18)	486 - Jonny Wilkinson (2000-11)	14 - Will Greenwood (2001-04)
45 (40+5) - Dan Cole (2010-19)	138 - Toby Flood (2007-13)	14 - Jonny May (2014-21)
44 (44+0) - Owen Farrell (2012-21)	109 - George Ford (2014-22)	14 - Jason Robinson (2001-07)
42 (32+10) - James Haskell (2007-18)	95 - Charlie Hodgson (2002-12)	13 - Anthony Watson (2015-21)
40 (27+13) - Joe Worsley (2000-11)	80 - Ben Cohen (2000-06)	10 - Jonathan Joseph (2015-20)
39 (27+12) - George Ford (2014-22)	71 - Marcus Smith (2022)	9 - by six players
38 (31+7) - Jonny Wilkinson (2000-11)	70 - Will Greenwood (2001-04)	
38 (27+11) - Courtney Lawes (2010-22)	70 - Jonny May (2014-21)	
37 (17+20) - Danny Care (2009-18)	70 - Jason Robinson (2001-07)	

ENGLAND PLAYER INDEX (197)

NAME	6N DEBUT	ST	REP	SNU	MINS	W	D	L	T	C	PG	DG	PTS	YC	RC
SRD (Stuart) Abbott	18.3.06	IR	1	-	-	80	-	-	1	-	-	-	-	-	-
GS (Garath) Archer	5.2.00	IR	5	-	-	371	4	-	1	-	-	-	-	1	-
DW (Don) Armand	17.3.18	IR	-	1	-	13	-	-	1	-	-	-	-	-	-
DA (Delon) Armitage	7.2.09	IT	9	-	-	659	5	1	3	3	-	-	1	18	-
SE (Steffon) Armitage	7.2.09	IT	1	2	-	66	3	-	3	-	-	-	-	-	-
CJ (Chris) Ashton	20.3.10	FR	17	1	-	1337	14	-	4	7	-	-	-	35	-
DMJ (Dave) Attwood	1.2.14	FR	4	5	-	305	7	-	2	-	-	-	-	-	-
NA (Neil) Back	5.2.00	IR	19	-	1	1424	16	-	3	2	-	1	-	13	-
IR (Iain) Balshaw	5.2.00	IR	16	6	2	1209	17	-	5	8	-	-	-	40	-
MA (Matt) Banahan	12.2.11	IT	1	3	1	154	3	-	1	-	-	-	-	-	-
OJ (Ollly) Barkley	15.2.04	IT	6	3	1	521	4	-	5	1	3	-	7	32	-
BM (Brad) Barritt	4.2.12	SC	10	2	-	799	9	-	3	-	-	-	-	-	-
CD (Chris) Bell			-	-	1	-	-	-	-	-	-	-	-	-	-
DSC (Duncan) Bell	12.3.05	IT	1	1	-	58	2	-	-	-	-	-	-	-	-
J (Jamie) Blamire	12.3.22	IR	-	1	-	1	-	-	1	-	-	-	-	-	-
SW (Steve) Borthwick	7.4.01	FR	21	4	4	1789	13	1	11	1	-	-	-	5	-
MJ (Mouritz) Botha	4.2.12	SC	5	-	-	332	4	-	1	-	-	-	-	-	-
KPP (Kyran) Bracken	17.2.01	IT	6	6	-	484	10	-	2	-	-	-	-	-	-
K (Kieran) Brookes	6.2.15	WA	-	5	1	77	5	-	-	-	-	-	-	-	-
MN (Mike) Brown	4.2.12	SC	27	5	2	2113	25	-	7	5	-	-	-	25	-
FS (Freddie) Burns			-	-	1	-	-	-	-	-	-	-	-	-	-
LD (Luther) Burrell	1.2.14	FR	10	-	-	756	8	-	2	3	-	-	-	15	-
DS (Danny) Care	28.2.09	IR	17	20	1	1645	26	1	10	9	-	3	-	54	2
MJ (Mike) Catt	5.2.00	IR	12	2	-	931	10	-	4	1	-	-	-	5	-
OA (Ollie) Chessum	13.2.22	IT	-	2	-	34	1	-	1	-	-	-	-	-	-
PD (Phil) Christophers	22.2.03	WA	-	1	1	31	1	-	-	-	-	-	-	1	-
GS (George) Chuter	3.2.07	SC	5	2	1	383	4	-	3	-	-	-	-	-	-
DJ (Danny) Cipriani	2.2.08	WA	1	5	3	146	5	-	1	1	4	-	4	25	-
JA (Jack) Clifford	6.2.16	SC	1	6	-	109	7	-	-	-	-	-	-	-	-
BC (Ben) Cohen	5.2.00	IR	28	1	1	2163	21	-	8	16	-	-	-	80	-
RJ (Joe) Cokanasiga	23.2.19	WA	1	1	-	90	1	-	1	-	-	-	-	-	-
DR (Dan) Cole	6.2.10	WA	40	5	-	2969	32	2	11	3	-	-	-	15	2
AR (Alex) Corbisiero	12.2.11	IT	8	1	-	665	7	-	2	-	-	-	-	-	-
ME (Martin) Cory	5.2.00	IR	15	10	3	1295	15	-	10	1	-	-	-	5	-
LA (Luke) Cowan-Dickie	12.3.16	WA	5	13	1	487	11	1	6	1	-	-	-	5	1
TR (Tom) Croft	23.2.08	FR	10	9	1	998	12	-	7	2	-	-	-	10	-
MJ (Mark) Cueto	5.2.05	WA	26	-	-	2026	13	1	12	9	-	-	-	45	-
TM (Tom) Curry	2.2.19	IR	19	-	-	1346	11	1	7	3	-	-	-	15	1
LBN (Lawrence) Dallaglio	5.2.00	IR	18	6	1	1549	19	-	5	8	-	-	-	40	-

INDEX

ENGLAND

FRANCE

IRELAND

ITALY

SCOTLAND

WALES

OFFICIALS

HEAD TO HEADS

RECORDS

UNDER-20



NAME	6N DEBUT	ST	REP	SNU	MINS	W	D	L	T	C	PG	DG	PTS	YC	RC
EF (Elliot) Daly	27.2.16	IR	22	6	1	1843	16	1	11	9	1	-	2	53	-
MJS (Matt) Dawson	5.2.00	IR	18	12	-	1533	20	-	10	6	2	-	-	34	-
LP (Louis) Deacon	3.2.07	SC	10	5	-	818	9	1	5	-	-	-	-	1	-
OJ (Ollie) Devoto	2.2.20	FR	-	1	2	4	-	-	1	-	-	-	-	-	-
LAW (Lee) Dickson	4.2.12	SC	3	6	1	265	7	-	2	-	-	-	-	-	-
N (Nic) Dolly			-	-	1	-	-	-	-	-	-	-	-	-	-
AJ (Alex) Dombrandt	5.2.22	SC	2	3	-	248	2	-	3	1	-	-	-	5	-
PPL (Paul) Doran Jones	13.3.11	SC	-	2	-	34	1	-	1	-	-	-	-	-	-
PDA (Phil) Dowson	4.2.12	SC	2	3	-	143	4	-	1	-	-	-	-	-	-
NS (Nick) Duncombe	2.2.02	SC	-	2	1	42	2	-	-	-	-	-	-	-	-
TG (Tom) Dunn	31.10.20	IT	-	1	1	1	1	-	-	-	-	-	-	-	-
BA (Ben) Earl	8.2.20	SC	-	9	-	152	6	-	3	-	-	-	-	-	-
NJ (Nick) Easter	10.2.07	IT	21	4	-	1717	17	1	7	1	-	-	-	5	-
HA (Harry) Ellis	5.2.05	WA	18	2	-	1199	10	-	10	4	-	-	-	20	-
CJ (Charlie) Ewels	2.2.20	FR	6	6	-	439	7	-	5	-	-	-	-	-	1
AD (Andy) Farrell	3.2.07	SC	3	-	-	240	2	-	1	-	-	-	-	-	-
OA (Owen) Farrell	4.2.12	SC	44	-	-	3403	31	1	12	5	83	-	103	500	-
DL (David) Flatman	7.4.01	FR	-	1	-	1	1	-	-	-	-	-	-	-	-
TGAL (Toby) Flood	3.2.07	SC	18	8	4	1343	16	1	9	3	15	1	30	138	-
RJ (Riki) Flutey	7.2.09	IT	9	-	-	681	4	1	4	4	-	-	-	20	-
RB (Ben) Foden	7.2.09	IT	11	3	1	950	9	1	4	3	-	-	-	15	-
GT (George) Ford	9.3.14	WA	27	12	3	2153	26	1	12	6	17	1	14	109	-
J (James) Forrester	5.2.05	WA	-	1	-	4	-	-	1	-	-	-	-	-	-
CH (Hendre) Fourie	12.2.11	IT	-	2	-	22	2	-	-	-	-	-	-	-	-
PT (Perry) Freshwater	25.2.06	SC	3	2	-	213	2	-	3	-	-	-	-	-	-
GA (George) Furbank	2.2.20	FR	4	-	-	316	2	-	2	-	-	-	-	-	-
DJ (Darren) Garforth	18.3.00	IT	1	-	-	80	1	-	-	-	-	-	-	-	-
E (Ellis) Genge	2.2.19	IR	7	12	-	742	10	1	8	1	-	-	-	5	1
JE (Jamie) George	6.2.16	SC	16	17	-	1465	20	1	12	4	-	-	-	20	-
SJJ (Shane) Geraghty	11.3.07	FR	-	3	-	69	2	-	1	-	1	-	1	5	1
ACT (Andy) Gomarsall	18.3.00	IT	5	2	8	340	6	-	1	-	-	-	-	-	-
AD (Alex) Goode	2.2.13	SC	6	4	3	551	7	-	3	-	-	1	3	-	-
AJ (Andy) Goode	12.3.05	IT	3	7	3	321	6	-	4	1	9	1	6	44	1
PJ (Paul) Grayson	22.3.03	SC	3	2	-	241	4	-	1	1	9	-	8	47	-
PBT (Phil) Greening	5.2.00	IR	7	-	-	509	5	-	2	2	-	-	-	10	-
WJH (Will) Greenwood	3.2.01	WA	20	-	-	1557	16	-	4	14	-	-	-	70	-
DJ (Danny) Grewcock	3.2.01	WA	23	8	-	1672	21	-	10	1	-	-	-	5	3
SE (Shontayne) Hape	4.2.11	WA	5	-	-	396	4	-	1	-	-	-	-	-	-
T (Teimana) Harrison			-	-	1	-	-	-	-	-	-	-	-	-	-
DM (Dylan) Hartley	7.2.09	IT	40	9	-	2650	36	1	12	-	-	-	-	-	-
JAW (James) Haskell	17.3.07	WA	32	10	-	2452	29	1	12	3	-	-	-	15	4
AR (Andy) Hazell	5.2.05	WA	1	3	1	133	2	-	2	1	-	-	-	5	-
AS (Austin) Healey	5.2.00	IR	12	3	-	1045	12	-	3	9	-	-	-	45	1
WA (Willi) Heinz	2.2.20	FR	1	3	-	109	3	-	1	-	-	-	-	-	-
AW (Alec) Hepburn	4.2.18	IT	-	2	-	10	2	-	-	-	-	-	-	-	-
JP (Jonny) Hill	31.10.20	IT	4	2	-	273	3	-	3	1	-	-	-	5	1
PO (Paul) Hill	14.2.16	IT	-	1	2	10	1	-	-	-	-	-	-	-	-
RA (Richard) Hill	5.2.00	IR	25	-	-	1932	20	-	5	3	-	-	-	15	-
DJ (Dan) Hipkiss	6.2.10	WA	-	1	-	3	1	-	-	-	-	-	-	-	-
JD (Jason) Hobson			-	-	1	-	-	-	-	-	-	-	-	-	-
CC (Charlie) Hodgson	2.2.02	SC	13	5	2	986	12	-	6	3	16	1	15	95	-
PK (Paul) Hodgson	15.3.08	IR	-	4	3	19	3	-	1	-	-	-	-	-	-
NWJ (Nathan) Hughes	4.2.17	FR	6	5	-	443	7	1	3	-	-	-	-	-	-
NA (Nick) Isiekwe	5.2.22	SC	3	1	-	204	2	-	2	-	-	-	-	-	-
OM (Maro) Itoje	14.2.16	IT	29	1	-	2319	19	-	11	1	-	-	-	5	-
MO (Martin) Johnson	3.2.01	WA	11	1	-	895	11	-	1	-	-	-	-	-	-
TA (Tom) Johnson	9.3.14	WA	-	2	-	14	2	-	-	-	-	-	-	-	-
CM (Chris) Jones	15.2.04	IT	3	2	-	247	3	-	2	1	-	-	-	5	-

INDEX

ENGLAND

FRANCE

IRELAND

ITALY

SCOTLAND

WALES

OFFICIALS

HEAD TO HEADS

RECORDS

UNDER-20



NAME	6N DEBUT	ST	REP	SNU	MINS	W	D	L	T	C	PG	DG	PTS	YC	RC
JBA (Jonathan) Joseph	6.2.15	WA	20	3	-	1592	17	-	6	10	-	-	50	-	-
BJ (Ben) Kay	2.2.02	SC	20	5	-	1506	17	-	8	1	-	-	5	-	-
NJ (Nick) Kennedy	7.2.09	IT	3	2	-	231	3	-	2	-	-	-	-	-	-
AD (Alex) King	18.3.00	IT	-	1	4	8	1	-	-	1	-	-	2	-	-
GEJ (George) Kruis	6.2.15	WA	17	4	-	1279	15	1	5	2	-	-	10	-	-
JO (Joe) Launchbury	2.2.13	SC	22	9	1	1688	22	1	8	1	-	-	5	-	-
CL (Courtney) Lawes	13.3.10	SC	27	11	-	2212	26	1	11	-	-	-	-	-	-
OF (Ollie) Lawrence	31.10.20	IT	2	2	-	169	2	-	2	-	-	-	-	-	-
J (Jason) Leonard	5.2.00	IR	13	5	2	1053	15	-	3	-	-	-	-	-	-
OJ (Josh) Lewsey	9.3.03	IT	20	-	-	1533	12	-	8	8	-	-	40	-	-
MR (Michael) Lipman	10.2.08	IT	4	-	-	299	3	-	1	-	-	-	-	-	-
LW (Lewis) Ludlam	2.2.20	FR	2	1	-	140	1	-	2	-	-	-	-	-	-
DD (Dan) Luger	3.2.01	WA	7	3	-	511	8	-	2	4	-	-	20	-	-
MB (Magnus) Lund	3.2.07	SC	3	2	-	277	3	-	2	1	-	-	5	-	-
N (Neil) McCarthy	18.3.00	IT	-	1	4	3	1	-	-	-	-	-	-	-	-
MH (Max) Malins	6.2.21	SC	5	3	-	407	4	-	4	-	-	-	-	-	-
J (Joe) Marchant	20.3.21	IR	4	2	-	337	2	-	4	-	-	-	-	-	-
JWG (Joe) Marler	2.2.13	SC	24	11	-	1619	24	-	11	-	-	-	-	-	-
GF (George) Martin	20.3.21	IR	-	1	1	16	-	-	1	-	-	-	-	-	-
JJ (Jonny) May	1.2.14	FR	29	1	-	2133	20	1	9	14	-	-	70	1	-
LA (Lee) Mears	4.2.06	WA	8	12	1	707	11	-	9	-	-	-	-	-	-
UCC (Ugo) Monye	15.3.09	FR	6	-	-	416	4	1	1	1	-	-	5	-	-
LW (Lewis) Moody	20.10.01	IR	17	3	-	1216	10	1	9	1	-	-	5	-	-
B (Ben) Moon	10.2.19	FR	2	2	-	139	2	1	1	-	-	-	-	-	-
BJ (Ben) Morgan	4.2.12	SC	6	5	-	524	9	-	2	-	-	-	-	-	-
OC (Ollie) Morgan	3.2.07	SC	2	-	-	110	1	-	1	-	-	-	-	-	-
RJS (Robbie) Morris	22.2.03	WA	2	-	-	141	2	-	-	-	-	-	-	-	-
MJ (Matt) Mullan	14.2.10	IT	-	4	-	48	4	-	-	-	-	-	-	-	-
LJW (Luke) Narraway	2.2.08	WA	1	4	-	120	1	-	4	-	-	-	-	-	-
JD (Jamie) Noon	5.2.05	WA	15	-	1	1106	8	-	7	5	-	-	25	-	-
JT (Jack) Nowell	1.2.14	FR	22	8	-	1767	21	1	8	9	-	-	45	-	-
OOAM (Beno) Obano	6.2.21	SC	-	1	-	8	-	-	1	-	-	-	-	-	-
TP (Tom) Palmer	10.2.07	IT	9	5	1	747	10	-	4	-	-	-	-	-	-
GMW (Geoff) Parling	4.2.12	SC	9	3	-	746	10	-	2	1	-	-	5	-	-
HR (Henry) Paul	2.3.02	FR	-	3	1	74	2	-	1	-	-	-	-	-	-
TAN (Tim) Payne	11.3.07	FR	8	-	-	598	4	1	3	-	-	-	-	-	-
MB (Matt) Perry	5.2.00	IR	5	2	2	397	6	-	1	1	-	-	5	-	-
SA (Shaun) Perry	24.2.07	IR	-	3	1	24	1	-	2	-	-	-	-	-	-
HAI (Harry) Randall	13.2.22	IT	3	1	1	183	2	-	2	-	-	-	-	-	-
T (Tom) Rees	3.2.07	SC	2	4	-	251	3	-	3	-	-	-	-	-	-
MP (Mark) Regan	17.2.01	IT	3	6	7	295	7	-	2	1	-	-	5	-	-
PC (Peter) Richards			-	-	1	-	-	-	-	-	-	-	-	-	-
JT (Jason) Robinson	17.2.01	IT	21	3	-	1694	16	-	8	14	-	-	70	1	-
CDC (Chris) Robshaw	4.2.12	SC	30	-	-	2339	23	-	7	1	-	-	5	-	-
DJ (Dan) Robson	10.2.19	FR	-	8	2	126	5	-	3	1	-	-	5	-	-
CG (Graham) Rowntree	20.10.01	IR	13	2	-	912	10	-	5	-	-	-	-	-	-
PH (Paul) Sackey	2.2.08	WA	8	-	-	578	4	-	4	4	-	-	20	-	-
A (Alex) Sanderson	9.3.03	IT	-	1	1	22	1	-	-	-	-	-	-	-	-
CDJ (Charlie) Sharples	11.3.12	FR	1	-	-	70	1	-	-	-	-	-	-	1	-
SD (Simon) Shaw	5.2.00	IR	18	12	-	1369	20	-	10	-	-	-	-	2	-
AJ (Andrew) Sheridan	4.2.06	WA	15	1	1	1049	9	-	7	-	-	-	-	-	-
BDF (Brad) Shields	23.2.19	WA	1	2	-	101	1	1	1	2	-	-	10	-	-
SD (Sam) Simmonds	4.2.18	IT	6	3	-	542	4	-	5	2	-	-	10	-	-
JD (James) Simpson-Daniel	22.2.03	WA	1	3	3	124	3	-	1	2	-	-	10	-	-
KNJS (Kyle) Sinckler	11.2.17	WA	18	7	1	1291	14	1	10	1	-	-	5	-	-
HJH (Henry) Slade	26.2.17	IT	14	4	-	1212	11	1	6	4	-	-	20	-	-
M (Marcus) Smith	5.2.22	SC	5	-	-	383	2	-	3	2	5	-	17	71	-
OJ (Ollie) Smith	9.3.03	IT	-	3	1	93	3	-	-	-	-	-	-	-	-

INDEX

ENGLAND

FRANCE

IRELAND

ITALY

SCOTLAND

WALES

OFFICIALS

HEAD TO HEADS

RECORDS

UNDER-20

NAME	6N DEBUT	ST	REP	SNU	MINS	W	D	L	T	C	PG	DG	PTS	YC	RC
BT (Ben) Spencer	16.3.19	SC	-	1	-	6	-	1	-	-	-	-	-	-	-
MJH (Matt) Stevens	27.2.05	IR	7	9	1	635	11	-	5	-	-	-	-	-	-
FNO (Freddie) Steward	5.2.22	SC	5	-	-	399	2	-	3	1	-	-	-	5	-
TRG (Tim) Stimpson	23.3.02	WA	-	1	-	17	1	-	-	1	-	-	-	5	-
D (David) Strettle	24.2.07	IR	8	2	-	593	5	-	5	1	-	-	-	5	-
WJ (Will) Stuart	2.2.20	FR	3	10	2	291	7	-	6	-	-	-	-	-	-
MJM (Mathew) Tait	5.2.05	WA	6	13	1	726	10	1	8	3	-	-	-	15	-
BJ (Ben) Te'o	4.2.17	FR	5	7	-	460	7	1	4	2	-	-	-	10	-
HM (Henry) Thomas	8.2.14	SC	-	4	2	30	4	-	-	-	-	-	-	-	-
SG (Steve) Thompson	2.2.02	SC	24	10	-	1967	22	1	11	3	-	-	-	15	-
OA (Ollie) Thorley	31.10.20	IT	-	1	-	26	1	-	-	-	-	-	-	-	-
MJ (Mike) Tindall	5.2.00	IR	33	2	1	2444	24	-	11	8	-	-	-	40	1
AJ (Andy) Titterrell	12.3.05	IT	-	2	3	27	2	-	-	-	-	-	-	-	-
EM (Manu) Tuilagi	25.2.12	WA	14	3	1	1076	12	1	4	6	-	-	-	30	-
J (Jordan) Turner-Hall	4.2.12	SC	-	2	-	19	2	-	-	-	-	-	-	-	-
SC (Stuart) Turner	17.3.07	WA	-	1	1	6	-	-	1	-	-	-	-	-	-
WWF (Billy) Twelvetrees	2.2.13	SC	7	6	2	625	10	-	3	1	-	-	-	5	-
SG (Sam) Underhill	4.2.18	IT	5	3	-	405	5	-	3	-	-	-	-	-	1
LPI (Lesley) Vainikolo	2.2.08	WA	4	1	-	387	3	-	2	-	-	-	-	-	-
PJ (Phil) Vickery	5.2.00	IR	27	1	-	1999	17	-	11	-	-	-	-	-	1
TMD (Tom) Voyce	4.2.06	WA	2	2	1	241	2	-	2	1	-	-	-	5	-
MWIWN (Mako) Vunipola	2.2.13	SC	17	19	-	1452	27	-	9	1	-	-	-	5	-
VML (Billy) Vunipola	1.2.14	FR	25	1	-	1869	18	1	7	3	-	-	-	15	1
DJH (Dave) Walder			-	-	1	-	-	-	-	-	-	-	-	-	-
TR (Thomas) Waldrom	10.2.13	IR	-	1	1	9	1	-	-	-	-	-	-	-	-
NPJ (Nick) Walshe			-	-	1	-	-	-	-	-	-	-	-	-	-
AKC (Anthony) Watson	6.2.15	WA	23	1	-	1761	16	-	8	13	-	-	-	65	1
RW (Rob) Webber	11.2.12	IT	-	3	1	18	2	-	1	-	-	-	-	-	-
DE (Dorian) West	3.2.01	WA	3	5	2	240	6	-	2	-	-	-	-	-	-
JM (Julian) White	7.4.01	FR	12	12	1	1196	14	-	10	-	-	-	-	-	-
REP (Richard) Wigglesworth	10.2.08	IT	4	9	1	408	8	-	5	1	-	-	-	5	-
JP (Jonny) Wilkinson	5.2.00	IR	31	7	-	2497	28	1	9	4	83	11	89	486	-
HAH (Harry) Williams	4.2.18	IT	-	6	-	111	3	-	3	-	-	-	-	-	-
JS (Jack) Willis	13.2.21	IT	-	1	-	6	1	-	-	1	-	-	-	5	-
DG (David) Wilson	6.2.10	WA	4	10	1	395	10	1	3	-	-	-	-	-	-
ME (Mark) Wilson	2.2.19	IR	9	1	-	639	5	1	4	-	-	-	-	-	-
TA (Tom) Wood	4.2.11	WA	16	6	-	1280	18	-	4	-	-	-	-	-	-
TJ (Trevor) Woodman	5.2.00	IR	5	6	4	502	9	-	2	-	-	-	-	-	-
JPR (Joe) Worsley	18.3.00	IT	27	13	3	2124	23	1	16	6	-	-	-	30	-
MA (Mike) Worsley	9.3.03	IT	-	2	1	48	2	-	-	-	-	-	-	-	-
BR (Ben) Youngs	13.3.10	SC	40	12	1	2827	37	2	13	9	-	-	-	45	1
TN (Tom) Youngs	2.2.13	SC	4	11	-	459	12	-	3	-	-	-	-	-	-

INDEX

ENGLAND

FRANCE

IRELAND

ITALY

SCOTLAND

WALES

OFFICIALS

HEAD TO HEADS

RECORDS

UNDER-20

ENGLAND CAPTAINS' LOG (18)

Name	Captain	As captain					As non-captain				
		P	W	D	L	Win %	P	W	D	L	Win %
Matt Dawson	2000-01	6	4	-	2	66.7%	24	16	-	8	66.7%
Martin Johnson	2001-03	11	10	-	1	90.9%	1	1	-	-	100.0%
Neil Back	2002	2	2	-	-	100.0%	17	14	-	3	82.4%
Jonny Wilkinson	2003	1	1	-	-	100.0%	37	27	1	9	73.0%
Lawrence Dallaglio	2004	5	3	-	2	60.0%	19	16	-	3	84.2%
Jason Robinson	2005	3	-	-	3	0.0%	21	16	-	5	76.2%
Martin Corry	2005-06	7	4	-	3	57.1%	18	11	-	7	61.1%
Phil Vickery	2007-08	7	4	-	3	57.1%	21	13	-	8	61.9%
Mike Catt	2007	2	1	-	1	50.0%	12	9	-	3	75.0%
Steve Borthwick	2008-10	10	6	1	3	60.0%	15	7	-	8	46.7%
Lewis Moody	2010	1	-	-	1	0.0%	19	10	1	8	52.6%
Mike Tindall	2011	4	4	-	-	100.0%	31	20	-	11	64.5%
Nick Easter	2011	1	-	-	1	0.0%	24	17	1	6	70.8%
Chris Robshaw	2012-15	20	16	-	4	80.0%	10	7	-	3	70.0%
Dylan Hartley	2016-18	14	11	-	3	78.6%	35	25	1	9	71.4%
Owen Farrell	2018-21	16	9	1	6	56.3%	28	22	-	6	78.6%
Tom Curry	2022	2	1	-	1	50.0%	17	10	1	6	58.8%
Courtney Lawes	2022	3	1	-	2	33.3%	35	25	1	9	71.4%

ENGLAND HEAD COACH REGISTER (7)

Name	DOB	Place	Career	P	W	D	L	Win %	GS	TC	CH
CR (Clive) Woodward	6.1.1956	Ely	2000-04	25	20	-	5	80.0%	1	2	3
RA (Andy) Robinson	3.4.1964	Taunton	2005-06	10	4	-	6	40.0%	-	-	-
WB (Brian) Ashton	3.9.1946	Leigh	2007-08	10	6	-	4	60.0%	-	-	-
MO (Martin) Johnson	9.3.1970	Solihull	2009-11	15	9	1	5	60.0%	-	-	1
WS (Stuart) Lancaster	9.10.1969	Penrith	2012-15	20	16	-	4	80.0%	-	1	-
EM (Eddie) Jones	30.1.1960	Burnie (Australia)	2016-22	35	22	1	12	62.9%	1	2	3
SW (Steve) Borthwick	12.10.1979	Carlisle	2023	-	-	-	-	-	-	-	-





**FRANCE
RUGBY**

CEO:	Laurent Gabbanini
Head coach:	Fabien Galthié
General Manager:	Raphael Ibanez
Assistant coaches:	William Servat, Laurent Labit Shaun Edwards, Karim Ghezal, Nicolaas Vlok Cilliers, Thibault Giroud, Nicolas Buffa
Captain:	Antoine Dupont

FRANCE IN 2022

P10, W10 (World Rugby Ranking: 2nd)

Guinness 6 Nations

Autumn Nations Series

DATE	OPPONENT	VENUE	RESULT	SCORERS
6 Feb	Italy	Stade de France	W 37-10	Damian Penaud(T) Anthony Jelonch(T) Romain Ntamack(C) Gabin Villiere(3T) Melvyn Jaminet(2C/2P)
12 Feb	Ireland	Stade de France	W 30-24	Melvyn Jaminet(C/6P) Cyril Baille(T) Antoine Dupont(T)
26 Feb	Scotland	BT Murrayfield	W 36-17	Jonathan Danty(T) Paul Willemse(T) Damian Penaud(2T) Yoram Moefana(T) Melvyn Jaminet(3C) Gael Fickou(T)
11 Mar	Wales	Principality Stadium	W 13-9	Anthony Jelonch(T) Melvyn Jaminet(C/2P)
19 Mar	England	Stade de France	W 25-13	Francois Cros(T) Melvyn Jaminet(2C/2P) Gael Fickou(T) Antoine Dupont(T)
2 Jul	Japan	Toyota Stadium, Aichi	W 42-23	Damian Penaud(2T) Pierre Bourgarit(T) Yoram Moefana(T) Melvyn Jaminet(4C/3P) Matthis Lebel(T)
9 Jul	Japan	National Stadium, Tokyo	W 20-15	Baptiste Couilloud(T) Maxime Lucu(C/P) Matthieu Jalibert(C/P) Matthis Lebel(T)
5 Nov	Australia	Stade de France	W 30-29	Julien Marchand(T) Damian Penaud(T) Thomas Ramos(C/6P)
12 Nov	South Africa	Stade Velodrome	W 30-26	Sipili Falatea(T) Cyril Baille(T) Thomas Ramos(C/6P)
20 Nov	Japan	Stade Toulouse	W 35-17	Charles Ollivon(T) Damian Penaud(2T) Anthony Jelonch(T) Thomas Ramos(3C/3P)

INDEX

ENGLAND

FRANCE

IRELAND

ITALY

SCOTLAND

WALES

OFFICIALS

HEAD TO HEADS

RECORDS

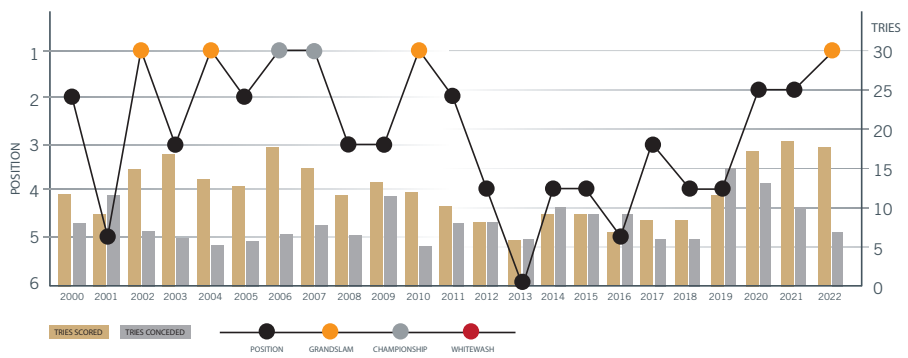
UNDER-20

FRANCE RECORDS

FRANCE IN THE GUINNESS 6 NATIONS																			
SEASON	POS	W	D	L	Game 1	Game 2	Game 3	Game 4	Game 5	T	C	PG	DG	FOR	T	C	PG	DG	AGST
2000	2	3	0	2	Wal 36-3	Eng 9-15	Sco 28-16	Ire 25-27	Ita 42-31	12	10	19	1	140	8	8	11	1	92
2001	5	2	0	3	Sco 16-6	Ire 15-22	Ita 30-19	Wal 35-43	Eng 19-48	9	8	17	1	115	12	12	16	2	138
2002	1	5	0	0	Ita 33-12	Wal 37-33	Eng 20-15	Sco 22-10	Ire 44-5	15	9	20	1	156	7	5	10	0	75
2003	3	3	0	2	Eng 17-25	Sco 38-3	Ire 12-15	Ita 53-27	Wal 33-5	17	13	14	0	153	6	3	11	2	75
2004	1	5	0	0	Ire 35-17	Ita 25-0	Wal 29-22	Sco 31-0	Eng 24-21	14	10	18	0	144	5	4	9	0	60
2005	2	4	0	1	Sco 16-9	Eng 18-17	Wal 18-24	Ire 26-19	Ita 56-13	13	9	14	3	134	6	5	13	1	82
2006	1	4	0	1	Sco 16-20	Ire 43-31	Ita 37-12	Eng 31-6	Wal 21-16	18	11	12	0	148	7	7	11	1	85
2007	1	4	0	1	Ita 39-3	Ire 20-17	Wal 32-21	Eng 18-26	Sco 46-19	15	13	18	0	155	9	7	9	0	86
2008	3	3	0	2	Sco 27-6	Ire 26-21	Eng 13-24	Ita 25-13	Wal 12-29	11	9	10	0	103	7	5	14	2	93
2009	3	3	0	2	Ire 21-30	Sco 22-13	Wal 21-16	Eng 10-34	Ita 50-8	14	6	12	2	124	11	8	10	0	101
2010	1	5	0	0	Sco 18-9	Ire 33-10	Wal 26-20	Ita 46-20	Eng 12-10	13	11	13	3	135	6	6	9	0	69
2011	2	3	0	2	Sco 34-21	Ire 25-22	Eng 9-17	Ita 21-22	Wal 28-9	10	8	16	1	117	8	6	13	0	91
2012	4	2	1	2	Ita 30-12	Sco 23-17	Ire 17-17	Eng 22-24	Wal 9-16	8	5	16	1	101	8	8	9	1	86
2013	6	1	1	3	Ita 18-23	Wal 6-16	Eng 13-23	Ire 13-13	Sco 23-16	6	5	11	0	73	6	5	15	2	91
2014	4	3	0	2	Eng 26-24	Ita 30-10	Wal 6-27	Sco 19-17	Ire 20-22	9	7	14	0	101	10	7	11	1	100
2015	4	2	0	3	Sco 15-8	Ire 11-18	Wal 13-20	Ita 29-0	Eng 35-55	9	5	16	0	103	9	7	14	0	101
2016	5	2	0	3	Ita 23-21	Ire 10-9	Wal 10-19	Sco 18-29	Eng 21-31	7	4	13	0	82	9	5	17	1	109
2017	3	3	0	2	Eng 16-19	Sco 22-16	Ire 9-19	Ita 40-18	Wal 20-18	8	8	17	0	107	6	3	17	1	90
2018	4	2	0	3	Ire 13-15	Sco 26-32	Ita 34-17	Eng 22-16	Wal 13-14	8	6	17	1	106	6	4	17	1	92
2019	4	2	0	3	Wal 19-24	Eng 8-44	Sco 27-10	Ire 14-26	Ita 25-14	12	6	5	2	93	15	10	7	0	118
2020	2	4	0	1	Eng 24-17	Ita 35-22	Wal 27-23	Sco 17-28	Ire 35-27	17	12	9	0	138	13	11	10	0	117
2021	2	3	0	2	Ita 50-10	Ire 15-13	Eng 20-23	Wal 32-30	Sco 23-27	18	13	8	0	140	10	10	11	0	103
2022	1	5	0	0	Ita 37-10	Ire 30-24	Sco 36-17	Wal 13-9	Eng 25-13	17	10	12	0	141	7	7	8	0	73
		73	2	40						280	198	321	16	2809	191	153	272	16	2127

Grand Slams: 4 (2002, 2004, 2010, 2022)
Championships: 6 (2002, 2004, 2006, 2007, 2010, 2022)

HOME WIN	AWAY WIN
HOME DRAW	AWAY DRAW
HOME LOSS	AWAY LOSS



FRANCE RECORDS

GUINNESS SIX NATIONS TEAM RECORDS		
IN A GAME	HOME	AWAY
Highest Score	46-19 v Scotland (Paris) 17.3.07 46-20 v Italy (Paris) 14.3.10	56-13 v Italy (Stadio Flaminio) 19.3.05
Biggest Win	(39) 44-5 v Ireland (Paris) 6.4.02	(43) 56-13 v Italy (Stadio Flaminio) 19.3.05
Highest Score Conceded	(43) 35-43 v Wales (Paris) 17.3.01	(55) 35-55 v England (Twickenham) 21.3.15
Worst Loss	(11) 13-24 v England (Paris) 23.2.08	(36) 8-44 v England (Twickenham) 10.2.19
	FOR	AGAINST
Most Tries	7 on four occasions	7 v England (Twickenham) 21.3.15
Most Conversions	6 v Italy (Stadio Flaminio) 23.3.03 6 v Italy (Stadio Flaminio) 19.3.05 6 v Italy (Stadio Olimpico) 6.2.21	7 v England (Twickenham) 21.3.15
Most Penalty Goals	7 v Wales (Paris) 17.3.01 7 v Italy (Paris) 2.2.02 7 v England (Stade de France) 19.3.16	6 on four occasions
Most Drop Goals	2 v Ireland (Croke Park) 7.2.09 2 v Ireland (Paris) 13.2.10	2 v Wales (Paris) 17.3.01 2 v Italy (Stadio Olimpico) 3.2.13
IN A SEASON	FOR	AGAINST
Most Tries	18 in 2006 18 in 2021	15 in 2019
Most Conversions	13 in 2003 13 in 2007 13 in 2021	12 in 2001
Most Penalty Goals	20 in 2002	17 in 2016 17 in 2017 17 in 2018
Most Drop Goals	3 in 2005 3 in 2010	2 on four occasions
Most Points	156 in 2002	138 in 2001
Fewest Tries	6 in 2013	5 in 2004
Fewest Conversions	4 in 2016	3 in 2003 3 in 2017
Fewest Penalty Goals	5 in 2019	7 in 2019
Fewest Drop Goals	0 on thirteen occasions	0 on eleven occasions
Fewest Points	73 in 2013	60 in 2004
SEQUENCES	BEST WINNING RUN	WORST LOSING RUN
At Home	9 - 2.2.02 to 5.2.05 9 - 9.3.08 to 4.2.12	2 - 19.2.00 to 19.3.00 2 - 11.3.12 to 9.2.13
Away	6 - 23.3.03 to 19.3.05	5 - 21.3.15 to 25.2.17
Overall	9 - 23.3.03 to 13.2.05	5 - 11.3.12 to 23.2.13
	LONGEST UNBEATEN RUN	LONGEST WINLESS RUN
At Home	9 - 2.2.02 to 5.2.05 9 - 9.3.08 to 4.2.12	3 - 4.3.12 to 9.2.13
Away	6 - 23.3.03 to 19.3.05	5 - 17.3.12 to 21.2.14 5 - 21.3.15 to 25.2.17
Overall	9 - 23.3.03 to 13.2.05	7 - 4.3.12 to 9.3.13
GUINNESS 6 NATIONS PLAYER RECORDS		
	IN A MATCH	IN A SEASON
Most Points	24 Jean-Baptiste Elissalde v Wales (Cardiff) 7.3.04	80 Gerald Merceron in 2002
Most Tries	3 Vincent Clerc v Ireland (Paris) 9.2.08 3 Gabin Villiere v Italy (Paris) 6.2.22	5 Philippe Bernat-Salles in 2001 5 Vincent Clerc in 2008
Most Conversions	6 Dimitri Yachvili v Italy (Stadio Flaminio) 23.3.03 6 Mathieu Jalibert v Italy (Stadio Olimpico) 6.2.21	11 Morgan Parra in 2010 11 Mathieu Jalibert in 2021
Most Penalty Goals	7 Gerald Merceron v Italy (Paris) 2.2.02 7 Maxime Machenaud v England (Paris) 19.3.16	18 Gerald Merceron in 2002
Most Drop Goals	2 Lionel Beauxis v Ireland (Croke Park) 7.2.09	2 Yann Delaigue in 2005 2 Lionel Beauxis in 2009
Scoring in Every Way	no instance	-

FRANCE RECORDS

GUINNESS SIX NATIONS CAREER RECORDS		
MOST APPEARANCES	MOST POINTS	MOST TRIES
39 (33+6) - Imanol Harinordoquy (2002-12)	217 - Dimitri Yachvili (2003-12)	11 - Vincent Clerc (2003-13)
39 (30+9) - Gael Fickou (2013-22)	176 - Morgan Parra (2008-19)	10 - Aurelien Rougerie (2002-12)
38 (36+2) - Nicolas Mas (2005-15)	143 - Gerald Merceron (2000-03)	9 - Yannick Jauzion (2004-11)
38 (27+11) - Julien Bonnaire (2004-12)	111 - Camille Lopez (2015-19)	9 - Imanol Harinordoquy (2002-12)
36 (25+11) - Sylvain Marconnet (2001-11)	107 - Maxime Machenaud (2013-18)	9 - Damian Penaud (2019-22)
36 (23+13) - Francois Trinh-Duc (2008-18)	90 - Romain Ntamack (2019-22)	8 - Maxime Medard (2009-19)
35 (32+3) - Fabien Pelous (2000-06)	82 - Jean-Baptiste Elissalde (2000-08)	8 - Gael Fickou (2013-22)
35 (29+6) - Damien Traille (2002-11)	78 - Frederic Michalak (2002-13)	8 - Damien Traille (2002-11)
34 (34+0) - Thierry Dusautoir (2008-15)	70 - Lionel Beauxis (2007-18)	7 - by five players
34 (27+7) - Lionel Nallet (2001-12)	63 - Christophe Lamaison (2000-01)	

FRANCE PLAYER INDEX (238)

NAME	6N DEBUT	ST	REP	SNU	MINS	W	D	L	T	C	PG	DG	PTS	YC	RC
A (Alexandre) Albouy	2.2.02	IT	-	1	1	3	1	-	-	-	-	-	-	-	-
D (Dorian) Aldegheri	10.2.19	EN	-	6	-	99	3	-	3	-	-	-	-	1	-
G (Greg) Alldritt	1.2.19	WA	16	4	-	1292	14	-	6	3	-	-	15	1	-
M (Marc) Andreu	26.2.10	WA	2	1	-	155	3	-	-	1	-	-	5	-	-
U (Uini) Atonio	7.2.15	SC	9	14	-	759	13	-	10	-	-	-	-	-	-
D (David) Attoub	17.3.12	WA	1	-	-	80	-	-	1	-	-	-	-	-	-
A (Alexandre) Audebert	16.2.02	WA	-	1	-	11	1	-	-	-	-	-	-	-	-
B (Benoit) August	24.2.07	WA	-	1	-	4	1	-	-	-	-	-	-	-	-
D (David) Auradou	4.2.01	SC	6	9	3	512	12	-	3	-	-	-	-	1	-
OPC (Olivier) Azam	2.3.02	EN	-	2	3	10	2	-	-	-	-	-	-	-	-
M (Mathieu) Babillot	17.3.18	WA	-	1	-	54	-	-	1	-	-	-	-	-	-
B (Benoit) Baby	12.3.05	IR	3	1	-	178	3	-	1	1	-	-	5	-	-
C (Cyril) Baille	4.2.17	EN	19	-	-	1046	15	-	4	1	-	-	5	-	-
D (Demba) Bamba	1.2.19	WA	4	9	-	517	9	-	4	-	-	-	-	-	-
F (Fabien) Barcella	9.3.08	IT	5	-	-	393	4	-	1	-	-	-	-	-	-
M (Mathieu) Barrau			-	-	1	-	-	-	-	-	-	-	-	-	-
M (Mathieu) Bastareaud	27.2.09	WA	23	7	-	1844	17	1	12	4	-	-	20	-	-
L (Lionel) Beauxis	3.2.07	IT	7	9	-	659	9	1	6	-	8	3	15	70	-
A (Anthony) Belleau	3.2.18	IR	-	4	-	67	1	-	3	-	1	-	2	-	-
F (Franck) Belot	19.3.00	IR	-	1	-	10	-	-	1	-	-	-	-	-	-
E (Eddy) Ben Arous	7.2.15	SC	4	6	-	383	6	-	4	-	-	-	-	-	-
A (Abdelatif) Benazzi	5.2.00	WA	4	3	1	337	3	-	4	1	-	-	5	-	-
P (Philippe) Bernat-Salles	19.3.00	IR	7	-	-	502	3	-	4	5	-	-	25	-	-
SB (Serge) Betsen Tchoua	5.2.00	WA	24	6	-	1989	23	-	7	4	-	-	20	1	-
S (Sebastien) Bezy	6.2.16	IT	2	3	-	144	2	-	3	-	-	-	-	-	-
S (Sebastien) Bonetti	3.3.01	IT	2	-	-	160	1	-	1	2	-	-	10	-	-
J (Julien) Bonnaire	21.3.04	SC	27	11	-	2279	27	1	10	1	-	-	5	-	-
H (Hugo) Bonneval	9.2.14	IT	5	1	-	387	5	-	1	3	-	-	15	-	-
DP (David) Bory	19.3.00	IR	8	-	1	617	6	-	2	-	-	-	-	-	-
P (Pierre) Bourgarit	10.2.19	EN	-	3	-	42	2	-	1	-	-	-	-	-	-
G (Guillaume) Bousses	5.2.06	SC	-	1	-	6	-	-	1	-	-	-	-	-	-
A (Anthony) Bouthier	2.2.20	EN	5	-	2	373	4	-	1	1	-	-	5	1	-
B (Benjamin) Boyet	11.2.06	IR	-	1	1	11	1	-	-	-	-	-	-	-	-
R (Renaud) Boyoud	14.2.09	SC	-	1	-	40	1	-	-	-	-	-	-	-	-
O (Olivier) Brouzet	5.2.00	WA	14	-	-	1004	10	-	4	-	-	-	-	1	-
Y (Yannick) Bruz	2.2.02	IT	1	5	-	168	6	-	-	-	-	-	-	-	-
J (Julien) Brugnaut	3.2.08	SC	1	1	-	83	2	-	-	-	-	-	-	-	-
S (Sebastien) Bruno	16.2.02	WA	4	6	2	307	7	-	3	1	-	-	5	-	-
N (Nicolas) Brusque	16.2.02	WA	10	-	-	746	9	-	1	2	-	-	10	-	-
A (Antoine) Burban	1.2.14	EN	1	1	-	87	1	-	1	-	-	-	-	-	-

NAME	6N DEBUT	ST	REP	SNU	MINS	W	D	L	T	C	PG	DG	PTS	YC	RC
JM (Jean-Marcelin) Buttin	17.3.12	WA	-	1	-	44	-	-	1	-	-	-	-	-	-
CPJ (Christian) Califano	5.2.00	WA	8	4	-	676	6	-	6	-	-	-	-	-	-
D (Djibril) Camara	26.2.16	WA	1	1	-	86	-	-	2	-	-	-	-	-	-
Y (Yacouba) Camara	6.2.16	IT	9	1	-	675	5	-	5	-	-	-	-	-	-
L (Louis) Carbonel	6.2.21	IT	-	1	-	21	1	-	-	-	-	-	-	-	-
P (Philippe) Carboneau	17.2.01	IR	1	-	4	80	-	-	1	-	-	-	-	-	-
T (Thomas) Castaignede	5.2.00	WA	9	2	1	708	9	-	2	5	-	-	25	-	-
C (Cyril) Cazeaux	13.3.21	EN	-	1	-	21	-	-	1	-	-	-	-	-	-
S (Sebastien) Chabal	4.3.00	SC	12	9	-	917	14	-	7	3	-	-	15	-	-
C (Camille) Chat	13.2.16	IR	-	14	1	264	7	-	7	1	-	-	5	1	-
H (Henry) Chavancy	25.2.17	IR	1	1	-	100	-	-	2	-	-	-	-	-	-
X (Xavier) Chiocci	19.3.16	EN	-	3	-	73	1	-	2	-	-	-	-	1	-
D (Damien) Chouly	3.2.13	IT	11	9	-	997	9	-	11	2	-	-	10	-	-
AD (Antonie) Claassen	23.2.13	EN	1	3	-	106	2	1	1	-	-	-	-	-	-
V (Vincent) Clerc	15.2.03	EN	25	6	2	2073	20	2	9	11	-	-	55	-	-
F (Frank) Comba	4.2.01	SC	2	-	-	160	1	-	1	-	-	-	-	-	-
A (Arnaud) Costes	4.3.00	SC	1	1	-	107	1	-	1	-	-	-	-	-	-
BA (Baptiste) Couilloud	23.2.18	IT	-	3	-	36	2	-	1	-	-	-	-	-	-
JJ (Jean-Jacques) Crenca	2.2.02	IT	10	5	-	848	13	-	2	-	-	-	-	-	-
D (Dylan) Cretin	22.2.20	WA	4	9	-	428	10	-	3	1	-	-	5	-	-
F (Francois) Cros	2.2.20	EN	9	1	-	572	9	-	1	1	-	-	5	1	-
M (Marc) dal Maso	5.2.00	WA	5	-	-	289	3	-	2	-	-	-	-	-	-
J (Jonathan) Danty	6.2.16	IT	7	-	-	533	6	-	1	1	-	-	5	-	-
J (Jean) Daude	4.3.00	SC	1	-	-	50	1	-	-	-	-	-	-	1	-
Y (Yann) David	9.3.08	IT	1	-	-	60	1	-	-	-	-	-	-	-	-
V (Vincent) Debaty	4.2.12	IT	2	15	-	512	5	2	10	1	-	-	5	-	-
Y (Yann) Delaigue	5.2.05	SC	5	-	-	323	4	-	1	-	-	2	12	-	-
C (Cedric) Desbrosse	19.3.00	IR	1	-	2	80	-	-	1	-	-	-	-	-	-
P (Pieter) de Villiers	5.2.00	WA	24	7	-	1952	24	-	7	1	-	-	5	-	-
I (Ibrahim) Diarra	9.3.08	IT	1	-	-	50	1	-	-	-	-	-	-	-	-
T (Thomas) Domingo	27.2.09	WA	17	3	-	1123	14	1	5	1	-	-	5	-	-
C (Christophe) Dominici	5.2.00	WA	25	2	1	1965	20	-	7	5	-	-	25	-	-
G (Geoffrey) Doumayrou	11.2.18	SC	6	1	-	479	3	-	4	-	-	-	-	-	-
R (Richard) Dourthe	5.2.00	WA	5	-	-	331	3	-	2	-	4	-	6	26	-
JM (Jean-Marc) Doussain	1.2.14	EN	3	5	1	190	5	-	3	-	3	-	7	27	-
L (Luc) Ducalcon	7.2.10	SC	-	8	1	183	4	-	4	-	-	-	-	-	-
B (Brice) Dulin	1.2.14	EN	13	-	-	1040	8	-	5	6	-	-	30	-	-
A (Antoine) Dupont	11.3.17	IT	18	4	-	1365	16	-	6	7	-	-	35	-	-
J (Julien) Dupuy	26.2.12	SC	1	1	1	55	1	-	1	-	-	1	3	-	-
TS (Thierry) Dusautoir	3.2.08	SC	34	-	-	2681	18	2	14	1	-	-	5	-	-
P (Pepito) Elhorga	14.2.04	IR	4	2	1	342	6	-	-	1	-	-	5	-	-
JB (Jean-Baptiste) Elissalde	4.3.00	SC	9	4	2	634	11	-	2	2	15	-	14	82	-
F (Fabrice) Estebanez	19.3.11	WA	-	1	-	11	1	-	-	-	-	-	-	-	-
E (Etienne) Falgoux	23.2.19	SC	1	2	-	138	2	-	1	-	-	-	-	-	-
B (Benjamin) Fall	7.2.10	SC	7	1	1	529	3	-	5	1	-	-	5	-	-
L (Lionel) Faure	3.2.08	SC	5	-	-	346	2	-	3	-	-	-	-	-	-
G (Gael) Fickou	16.3.13	SC	30	9	-	2461	24	-	15	8	-	-	40	1	-
T (Thibaud) Flament	12.2.22	IR	-	4	-	80	4	-	-	-	-	-	-	-	-
A (Alexandre) Flanquart	1.2.14	EN	7	3	-	527	5	-	5	-	-	-	-	-	-
A (Anthony) Floch	23.2.08	EN	2	1	1	154	1	-	2	1	-	-	5	-	-
W (Wesley) Fofana	4.2.12	IT	19	-	-	1490	6	2	11	7	-	-	35	-	-
Y (Yannick) Forestier	3.2.13	IT	2	3	-	182	2	-	3	-	-	-	-	-	-
F (Florian) Fritz	5.2.06	SC	11	3	-	856	6	1	7	2	-	-	10	-	-
P (Paul) Gabrillagues	3.2.18	IR	3	3	-	282	3	-	3	1	-	-	5	-	-
A (Alessio) Galasso	7.4.01	EN	-	1	-	1	-	-	1	-	-	-	-	-	-
K (Kelian) Galletier	23.2.18	IT	-	2	-	37	2	-	-	-	-	-	-	-	-
F (Fabien) Galthie	5.2.00	WA	11	-	-	853	7	-	4	1	-	-	5	-	-
X (Xavier) Garbajosa	4.2.01	SC	9	1	-	746	6	-	4	-	-	-	-	-	-
F (Francois) Gelez	6.4.02	IR	2	1	5	176	2	-	1	-	3	-	9	33	-

NAME	6N DEBUT	ST	REP	SNU	MINS	W	D	L	T	C	PG	DG	PTS	YC	RC
S (Stephane) Glas	19.3.00	IR	2	-	1	160	-	-	2	-	-	-	-	-	-
C (Cedate) Gomes Sa	3.2.18	IR	1	4	-	128	2	-	3	-	-	-	-	-	-
L (Loann) Goujon	7.2.15	SC	4	7	-	354	4	-	7	-	-	-	-	-	-
K (Kevin) Gourdon	4.2.17	EN	6	-	-	480	3	-	3	-	-	-	-	-	-
JP (Jean-Philippe) Grandclaude	13.2.05	EN	-	2	-	71	1	-	1	-	-	-	-	-	-
JB (Jean-Baptiste) Gros	22.2.20	WA	-	12	-	312	9	-	3	-	-	-	-	-	-
R (Remy) Grosso	23.2.18	IT	3	-	-	240	2	-	1	-	-	-	-	-	-
G (Guilhem) Guirado	9.3.08	IT	24	9	1	1671	16	1	16	2	-	-	10	-	-
S (Sofiane) Guitoune	28.2.15	WA	1	-	-	80	-	-	1	-	-	-	-	-	-
S (Steven) Hall	2.2.02	IT	2	-	-	149	2	-	-	-	-	-	-	-	-
M (Mohamed) Haouas	2.2.20	EN	10	2	-	622	9	-	3	-	-	-	-	2	1
I (Imanol) Harinordoquy	16.2.02	WA	33	6	-	2585	28	1	10	9	-	-	45	-	-
C (Cedric) Heymans	1.4.00	IT	13	7	2	1112	14	-	6	7	-	-	35	-	-
A (Aubin) Hueber	1.4.00	IT	1	-	2	80	1	-	-	-	-	-	-	-	-
YE (Yoann) Huget	5.2.11	SC	25	5	-	2013	14	1	15	7	-	-	35	1	-
R (Raphael) Ibanez	5.2.00	WA	23	6	-	1771	21	-	8	1	-	-	5	1	-
A (Arthur) Iturria	4.2.17	EN	6	2	-	491	2	-	6	-	-	-	-	-	-
L (Loic) Jacquet	3.2.08	SC	1	1	-	100	2	-	-	-	-	-	-	-	-
M (Matthieu) Jalibert	3.2.18	IR	5	4	-	378	6	-	3	-	14	-	5	43	-
M (Melvyn) Jaminet	6.2.22	IT	5	-	-	381	5	-	-	9	-	12	54	-	-
Y (Yannick) Jauzion	14.2.04	IR	27	1	-	2112	21	-	7	9	-	-	45	-	-
N (Nicolas) Jeanjean	2.2.02	IT	1	-	-	52	1	-	-	-	-	-	-	-	-
P (Paul) Jedrasiak	6.2.16	IT	2	3	-	181	3	-	2	-	-	-	-	-	-
A (Anthony) Jelonch	6.2.21	IT	7	2	1	554	8	-	1	2	-	-	10	-	-
C (Christophe) Juillet	4.2.01	SC	4	-	-	320	2	-	2	-	-	-	-	-	-
B (Benjamin) Kayser	7.2.09	IR	4	12	-	531	7	1	8	1	-	-	5	-	-
RM (Rory) Kockott	7.2.15	SC	2	2	-	168	2	-	2	-	-	1	3	-	-
H (Hassane) Kolingar	14.2.21	IR	-	1	-	4	1	-	-	-	-	-	-	-	-
J (Julien) Laharrague	26.2.05	WA	3	-	-	240	2	-	1	1	-	-	5	-	-
C (Christophe) Lamaison	5.2.00	WA	4	1	-	357	3	-	2	-	9	1	14	63	1
F (Felix) Lambey	1.2.19	WA	4	1	-	300	2	-	3	-	-	-	-	-	-
G (Gregory) Lamboley	5.2.05	SC	-	6	-	59	5	-	1	1	-	-	5	-	-
R (Remi) Lamerat	7.2.15	SC	8	2	-	588	4	-	6	1	-	-	5	-	-
F (Fabrice) Landreau	7.4.01	EN	-	1	2	24	-	-	1	-	-	-	-	-	-
A (Alexandre) Lapandry	26.2.10	WA	2	4	-	215	5	-	1	1	-	-	5	-	-
W (Wenceslas) Lauret	21.2.14	WA	13	2	-	955	5	-	10	-	-	-	-	-	-
C (Christophe) Laussucq	5.2.00	WA	2	1	3	162	2	-	1	1	-	-	5	-	-
M (Matthis) Lebel	11.3.22	WA	-	1	-	1	1	-	-	-	-	-	-	-	-
B (Benoit) Lecouls	7.2.09	IR	1	-	-	40	-	-	1	-	-	-	-	-	-
J (Julien) le Devedec	12.2.17	SC	1	3	-	111	3	-	1	-	-	-	-	-	-
B (Bernard) le Roux	1.2.14	EN	17	3	-	1264	12	-	8	-	-	-	-	1	-
B (Brian) Liebenberg	14.2.04	IR	2	1	1	177	3	-	-	-	-	-	-	-	-
T (Thomas) Livremont	5.2.00	WA	7	7	1	588	10	-	4	1	-	-	5	-	-
TM (Thomas) Lombard	5.2.00	WA	5	-	1	400	3	-	2	-	-	-	-	-	-
C (Camille) Lopez	7.2.15	SC	11	1	-	803	6	-	6	-	9	1	30	111	-
M (Maxime) Lucu	6.2.22	IT	-	5	-	41	5	-	-	-	-	-	-	-	-
B (Brice) Mach	21.2.14	WA	1	1	-	63	1	-	1	-	-	-	-	-	-
M (Maxime) Machenaud	3.2.13	IT	12	10	1	1040	9	-	13	-	10	-	29	107	-
Y (Yoann) Maestri	4.2.12	IT	27	3	-	2063	13	2	15	1	-	-	5	-	-
OCC (Olivier) Magne	5.2.00	WA	25	2	-	1978	21	-	6	6	-	-	30	-	-
L (Lionel) Mallier	19.3.00	IR	1	1	-	101	1	-	1	-	-	-	-	-	-
J (Julien) Malzieu	3.2.08	SC	11	5	-	967	11	1	4	4	-	-	20	-	-
J (Julien) Marchand	1.2.19	WA	15	1	-	911	12	-	4	-	-	-	-	-	-
S (Sylvain) Marconnet	4.2.01	SC	25	11	-	2008	26	-	10	-	-	-	-	-	-
J (Jimmy) Marlu	23.3.02	SC	1	2	2	78	3	-	-	-	-	-	-	-	-
T (Tony) Marsh	2.2.02	IT	5	-	-	400	5	-	-	4	-	-	20	-	-
R (Remy) Martin	2.3.02	EN	1	4	-	134	4	-	1	-	-	-	-	-	-
D (David) Marty	19.3.05	IT	11	5	1	988	14	-	2	7	-	-	35	-	-
NGA (Nicolas) Mas	13.2.05	EN	36	2	2	2263	23	2	13	-	-	-	-	1	-

INDEX

ENGLAND

FRANCE

IRELAND

ITALY

SCOTLAND

WALES

OFFICIALS

HEAD TO HEADS

RECORDS

UNDER-20

NAME	6N	DEBUT	ST	REP	SNU	MINS	W	D	L	T	C	PG	DG	PTS	YC	RC
L (Legi) Matiu	5.2.00	WA	2	-	-	120	1	-	1	-	-	-	-	-	-	-
P (Peato) Mauvaka	2.2.20	EN	-	8	-	182	7	-	1	-	-	-	-	-	-	-
C (Clement) Maynadier	4.2.17	EN	-	1	-	8	-	-	1	-	-	-	-	-	-	-
M (Maxime) Medard	7.2.09	IR	21	4	-	1692	15	1	9	8	-	-	-	40	-	-
A (Arnaud) Mela	3.2.08	SC	1	3	-	77	3	-	1	-	-	-	-	-	-	-
A (Alexandre) Menini	7.2.15	SC	1	-	-	40	1	-	-	-	-	-	-	-	-	-
G (Gerald) Merceron	4.3.00	SC	10	3	4	760	9	-	4	1	15	2	34	143	-	-
M (Maxime) Mermoz	14.2.09	SC	10	5	2	813	7	-	8	1	-	-	-	5	-	-
F (Frederic) Michalak	2.2.02	IT	16	10	-	1385	20	1	5	3	9	2	13	78	-	-
P (Pierre) Mignoni	16.2.02	WA	6	4	5	514	9	-	1	1	-	-	-	5	-	-
C (Christophe) Milheres	7.4.01	EN	1	-	-	80	-	-	1	-	-	-	-	-	-	-
R (Romain) Millo-Chluski	7.2.09	IR	1	2	-	101	2	-	1	-	-	-	-	-	-	-
O (Olivier) Milloud	16.2.02	WA	6	11	-	602	14	-	3	1	-	-	-	5	-	-
H (Hugues) Miorin	1.4.00	IT	-	1	-	16	1	-	-	-	-	-	-	-	-	-
YFMP (Yoram) Moefana	6.2.22	IT	3	1	-	263	4	-	-	1	-	-	-	5	-	-
C (Christophe) Moni	4.2.01	SC	4	-	-	220	2	-	2	-	-	-	-	-	-	-
SN (Noa) Nakaitaci	15.3.15	IT	7	-	-	560	4	-	3	1	-	-	-	5	-	-
L (Lionel) Nallet	7.4.01	EN	27	7	2	2100	24	1	9	4	-	-	-	20	-	-
E (Emile) Ntamack	5.2.00	WA	5	-	-	400	3	-	2	1	-	-	-	5	1	-
R (Romain) Ntamack	1.2.19	WA	15	2	1	1185	12	-	5	4	14	1	13	90	-	-
Y (Yannick) Nyanga Kabasele	5.2.05	SC	13	3	-	1001	11	1	4	2	-	-	-	10	-	-
C (Charles) Ollivon	25.2.17	IR	10	1	-	820	7	-	4	6	-	-	-	30	-	-
F (Fulgence) Ouedraogo	3.2.08	SC	11	1	-	818	7	-	5	1	-	-	-	5	-	-
G (Geoffrey) Palis	3.2.18	IR	2	-	1	160	-	-	2	-	-	-	-	-	-	-
A (Alexis) Palisson	13.2.10	IR	6	1	-	416	5	-	2	1	-	-	-	5	-	-
B (Boris) Palu	2.2.20	EN	-	2	-	33	2	-	-	-	-	-	-	-	-	-
P (Pascal) Pape	14.2.04	IR	22	5	1	1609	19	1	7	1	-	-	-	5	1	-
MRJ (Morgan) Parra	3.2.08	SC	21	12	-	1595	17	2	14	1	24	1	40	176	1	-
A (Adrien) Pelissie	3.2.18	IR	1	4	-	87	2	-	3	-	-	-	-	-	-	-
V (Vincent) Pelo	26.2.16	WA	-	2	-	20	-	-	2	-	-	-	-	-	-	-
F (Fabien) Pelous	5.2.00	WA	32	3	-	2505	26	-	9	3	-	-	-	15	-	-
A (Alain) Penaud	5.2.00	WA	1	1	1	81	2	-	-	2	-	-	-	10	-	-
D (Damian) Penaud	1.2.19	WA	14	1	-	1080	9	-	6	9	-	-	-	45	-	-
J (Julien) Peyrelongue	21.2.04	IT	1	1	1	119	2	-	-	-	-	-	-	-	-	-
LGP (Louis) Picamoles	9.2.08	IR	24	9	1	1838	15	2	16	5	-	-	-	25	1	-
J (Julien) Pierre	7.2.10	SC	8	3	-	589	8	-	3	-	-	-	-	-	-	-
J (Jules) Plisson	1.2.14	EN	8	3	-	670	6	-	5	-	6	-	8	36	-	-
J (Jefferson) Poirot	6.2.16	IT	14	3	-	905	7	-	10	-	-	-	-	-	-	-
C (Clement) Poitrenaud	15.2.03	EN	22	2	3	1664	16	1	7	3	-	-	-	15	-	-
JB (Jean-Baptiste) Poux	23.3.02	SC	5	8	1	449	8	1	4	-	-	-	-	-	-	-
D (Dany) Priso	3.2.18	IR	-	7	-	117	3	-	4	-	-	-	-	-	-	-
T (Thibault) Privat	2.2.02	IT	2	1	-	154	3	-	-	-	-	-	-	-	-	-
T (Thomas) Ramos	10.2.19	EN	2	8	2	224	7	-	3	-	1	-	1	5	-	-
V (Vincent) Rattez	2.2.20	EN	3	-	-	237	3	-	-	1	-	-	-	5	-	-
S (Swan) Rebbadj	20.3.21	WA	1	1	-	138	1	-	1	1	-	-	-	5	-	-
AJ (Arthur) Retiere	31.10.20	IR	-	1	-	7	1	-	-	-	-	-	-	-	-	-
A (Aurelien) Rougerie	2.2.02	IT	29	1	2	2095	21	1	8	10	-	-	-	50	-	-
JB (Jean-Baptiste) Rue	15.2.03	EN	-	4	1	12	3	-	1	-	-	-	-	-	-	-
JL (Jean-Luc) Sadourny	3.3.01	IT	3	-	-	240	1	-	2	1	-	-	-	5	-	-
C (Christophe) Samson	23.2.13	EN	2	1	-	154	1	1	1	-	-	-	-	-	-	-
F (Fabien) Sanconnie	11.3.17	IT	2	-	-	135	2	-	-	-	-	-	-	-	-	-
B (Baptiste) Serin	4.2.17	EN	5	12	3	466	10	-	7	1	3	-	2	17	1	-
W (William) Servat	14.2.04	IR	19	10	-	1411	21	1	7	1	-	-	-	5	-	-
D (David) Skrela	3.2.07	IT	6	2	1	436	5	-	3	-	8	-	11	49	-	-
R (Rabah) Slimani	1.2.14	EN	14	10	-	1103	12	-	12	1	-	-	-	5	-	1
SL (Scott) Spedding	7.2.15	SC	9	-	-	687	3	-	6	-	-	-	1	3	-	-
J (Jocelino) Suta	9.2.13	WA	1	2	-	99	-	-	3	-	-	-	-	-	-	-
D (Dimitri) Szarzewski	12.3.05	IR	18	14	-	1401	19	1	12	3	-	-	-	15	-	-
P (Patrick) Tabacco	23.3.03	IT	1	2	-	98	3	-	-	-	-	-	-	-	-	-

NAME	6N DEBUT	ST	REP	SNU	MINS	W	D	L	T	C	PG	DG	PTS	YC	RC
R (Remi) Tales	21.2.14	WA	1	5	1	182	1	-	5	-	-	-	-	-	-
R (Romain) Taofifenua	3.2.13	IT	3	18	-	510	13	-	8	2	-	-	10	-	-
M (Marco) Tauleigne	3.2.18	IR	4	1	-	311	2	-	3	-	-	-	-	-	-
J (Jerome) Thion	5.2.05	SC	17	7	-	1426	16	-	8	-	-	-	-	-	-
T (Teddy) Thomas	7.2.15	SC	11	2	-	794	8	-	5	6	-	-	30	-	-
S (Sebastien) Tillous-Borde	7.2.09	IR	4	3	-	307	3	-	4	1	-	-	5	-	-
CE (Christopher) Tolofua	12.2.17	SC	-	3	-	51	2	-	1	-	-	-	-	-	-
J (Julien) Tomas	9.3.08	IT	-	2	1	16	2	-	-	-	-	-	-	-	-
F (Franck) Tournaire	5.2.00	WA	5	-	-	341	3	-	2	-	-	-	-	-	-
D (Damien) Traille	2.2.02	IT	29	6	-	2375	27	-	8	8	1	-	4	54	-
F (Francois) Trinh-Duc	3.2.08	SC	23	13	1	1805	21	1	14	2	2	3	-	23	-
S (Sebastien) Vahaamahina	9.3.13	IR	15	5	-	1168	8	1	11	-	-	-	-	1	-
V (Virimi) Vakatawa	6.2.16	IT	18	-	-	1325	9	-	9	3	-	-	15	1	-
L (Ludovic) Valbon	5.2.05	SC	1	2	2	149	2	-	1	-	-	-	-	-	-
D (David) Venditti	5.2.00	WA	2	2	1	278	3	-	1	-	-	-	-	1	-
E (Elvis) Vermeulen	24.2.07	WA	2	2	1	144	3	-	1	1	-	-	5	-	-
G (Gabin) Villiere	6.2.21	IT	6	-	-	480	6	-	-	3	-	-	15	-	-
A (Arthur) Vincent	2.2.20	EN	7	2	-	584	7	-	2	1	-	-	5	-	-
P (Paul) Willemse	1.2.19	WA	16	3	-	1044	14	-	5	2	-	-	10	-	1
C (Cameron) Woki	2.2.20	EN	5	3	-	383	7	-	1	-	-	-	-	-	-
D (Dimitri) Yachvili	23.2.03	SC	16	13	5	1376	21	-	8	2	30	-	49	217	-

FRANCE CAPTAINS' LOG (11)

Name	Captain	As captain					As non-captain				
		P	W	D	L	Win %	P	W	D	L	Win %
Fabien Pelous	2000-06	28	20	-	8	71.4%	7	6	-	1	85.7%
Olivier Magne	2002	1	1	-	-	100.0%	26	20	-	6	76.9%
Raphael Ibanez	2002-07	6	5	-	1	83.3%	23	16	-	7	69.6%
Fabien Galthie	2002-03	5	4	-	1	80.0%	6	3	-	3	50.0%
Lionel Nallet	2008-09	10	6	-	4	60.0%	24	18	1	5	75.0%
Thierry Dusautoir	2010-15	24	13	2	9	54.2%	10	5	-	5	50.0%
Pascal Pape	2013-14	6	3	-	3	50.0%	21	16	1	4	76.2%
Guilhem Guirado	2016-19	19	9	-	10	47.4%	14	7	1	6	50.0%
Mathieu Bastareaud	2018	1	-	-	1	0.0%	29	17	1	11	58.6%
Charles Ollivon	2020-21	10	7	-	3	70.0%	1	-	-	1	0.0%
Antoine Dupont	2022	5	5	-	-	100.0%	17	11	-	6	64.7%

FRANCE HEAD COACH REGISTER (6)

Name	DOB	Place	Career	P	W	D	L	Win %	GS	TC	CH
B (Bernard) Laporte	1.7.1964	Rodez	2000-07	40	30	-	10	75.0%	2	-	4
M (Marc) Lievrement	28.10.1968	Dakar (Senegal)	2008-11	20	14	-	6	70.0%	1	-	1
PG (Philippe) Saint-Andre	19.4.1967	Romans-sur-Isere	2012-15	20	8	2	10	40.0%	-	-	-
G (Guy) Noves	5.2.1954	Toulouse	2016-17	10	5	-	5	50.0%	-	-	-
J (Jacques) Brunel	14.1.1954	Courrensan	2018-19	10	4	-	6	40.0%	-	-	-
F (Fabien) Galthie	20.3.1969	Cahors	2020-to date	15	12	-	3	80.0%	1	-	1



CEO: Kevin Potts

Head coach: Andy Farrell

Assistant coaches: Simon Easterby
Mike Catt
Paul O'Connell
John Fogarty

Captain: Johnny Sexton

IRELAND IN 2022

P11, W9, L2 (World Rugby Ranking: 1st)

Guinness 6 Nations

Autumn Nations Series

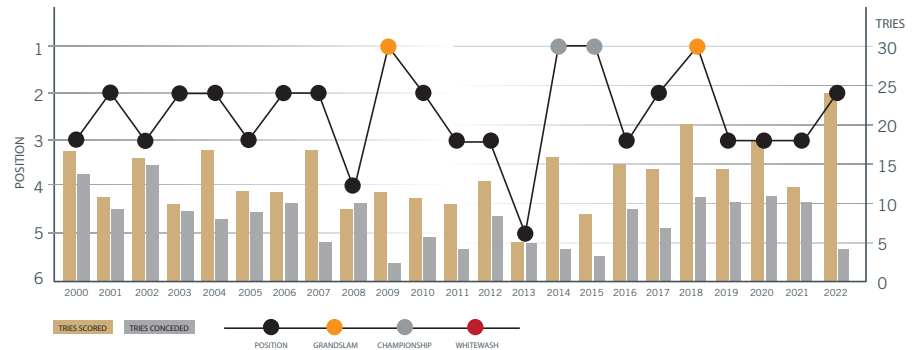
DATE	OPPONENT	VENUE	RESULT	SCORERS
5 Feb	Wales	Aviva Stadium	W 29-7	Andrew Conway(2T) Bunde Aki(T) Garry Ringrose(T) Johnny Sexton(3C/P)
12 Feb	France	Stade de France	L 24-30	Joey Carbery(3C/P) Jamison Gibson- Park(T) Mack Hansen(T) Josh van der Flier(T)
27 Feb	Italy	Aviva Stadium	W 57-6	James Lowe(2T) Kieran Treadwell(T) Peter O'Mahony(T) Mike Lowry(2T) Ryan Baird(T) Joey Carbery(T/2C) Jamison Gibson-Park(T) Johnny Sexton(4C)
12 Mar	England	Twickenham Stadium	W 32-15	James Lowe(T) Jack Conan(T) Finlay Bealham(T) Johnny Sexton(3C/2P) Hugo Keenan(T)
19 Mar	Scotland	Aviva Stadium	W 26-5	Conor Murray(T) Cian Healy(T) Dan Sheehan(T) Johnny Sexton(3C) Josh van der Flier(T)
2 Jul	New Zealand	Eden Park, Auckland	L 19-42	Bunde Aki(T) Joey Carbery(2C) Keith Earls(T) Garry Ringrose(T)
9 Jul	New Zealand	Forsyth Barr Stadium, Dunedin	W 23-12	Andrew Porter(2T) Johnny Sexton(2C/3P)
16 Jul	New Zealand	Sky Stadium, Wellington	W 32-22	Rob Herring(T) Robbie Henshaw(T) Johnny Sexton(3C/2P) Hugo Keenan(T) Josh van der Flier(T)
5 Nov	South Africa	Aviva Stadium	W 19-16	Mack Hansen(T) Johnny Sexton(3P) Josh van der Flier(T)
12 Nov	Fiji	Aviva Stadium	W 35-17	Nick Timoney(2T) Robert Baloucoune(T) Jack Crowley(2C) Joey Carbery(3C) Cian Healy(T) Mack Hansen(T)
19 Nov	Australia	Aviva Stadium	W 13-10	Ross Byrne(P) Jack Crowley(C/P) Bunde Aki(T)

IRELAND RECORDS

IRELAND IN THE GUINNESS 6 NATIONS																			
SEASON	POS	W	D	L	Game 1	Game 2	Game 3	Game 4	Game 5	T	C	PG	DG	FOR	T	C	PG	DG	AGST
2000	3	3	0	2	Eng 18-50	Sco 44-22	Ita 60-13	Fra 27-25	Wal 19-23	17	16	17	0	168	13	10	16	0	133
2001	2	4	0	1	Ita 41-22	Fra 22-15	Sco 10-32	Wal 36-6	Eng 20-14	11	7	20	0	129	10	6	9	0	89
2002	3	3	0	2	Wal 54-10	Eng 11-45	Sco 43-22	Ita 32-17	Fra 5-44	16	7	17	0	145	15	12	12	1	138
2003	2	4	0	1	Sco 36-6	Ita 37-13	Fra 15-12	Wal 25-24	Eng 6-42	10	6	16	3	119	9	8	9	3	97
2004	2	4	0	1	Fra 17-35	Wal 36-15	Eng 19-13	Ita 19-3	Sco 37-16	17	11	7	0	128	8	6	9	1	82
2005	3	3	0	2	Ita 28-17	Sco 40-13	Eng 19-13	Fra 19-26	Wal 20-32	12	9	14	2	126	9	4	13	3	101
2006	2	4	0	1	Ita 26-16	Fra 31-43	Wal 31-5	Sco 15-9	Eng 28-24	12	10	17	0	131	10	7	11	0	97
2007	2	4	0	1	Wal 19-9	Fra 17-20	Eng 43-13	Sco 19-18	Ita 51-24	17	11	14	0	149	5	4	15	2	84
2008	4	2	0	3	Ita 16-11	Fra 21-26	Sco 34-13	Wal 12-16	Eng 10-33	9	6	12	0	93	10	8	11	0	99
2009	1	5	0	0	Fra 30-21	Ita 38-9	Eng 14-13	Sco 22-15	Wal 17-15	12	11	10	3	121	3	2	15	3	73
2010	2	3	0	2	Ita 29-11	Fra 10-33	Eng 26-16	Wal 27-12	Sco 20-23	11	6	12	1	106	6	4	15	4	95
2011	3	3	0	2	Ita 13-11	Fra 22-25	Sco 21-18	Wal 13-19	Eng 24-8	10	8	8	1	93	4	2	18	1	81
2012	3	2	1	2	Wal 21-23	Ita 42-10	Fra 17-17	Sco 32-14	Eng 9-30	13	10	12	0	121	8	3	16	0	94
2013	5	1	1	3	Wal 30-22	Eng 6-12	Sco 8-12	Fra 13-13	Ita 15-22	5	4	13	0	72	5	4	16	0	81
2014	1	4	0	1	Sco 28-6	Wal 26-3	Eng 10-13	Ita 46-7	Fra 22-20	16	11	10	0	132	4	4	7	0	49
2015	1	4	0	1	Ita 26-3	Fra 18-11	Eng 19-9	Wal 16-23	Sco 40-10	8	8	21	0	119	3	1	11	2	56
2016	3	2	1	2	Wal 16-16	Fra 9-10	Eng 10-21	Ita 58-15	Sco 35-25	15	10	11	0	128	9	6	10	0	87
2017	2	3	0	2	Sco 22-27	Ita 63-10	Fra 19-9	Wal 9-22	Eng 13-9	14	13	9	1	126	7	6	10	0	77
2018	1	5	0	0	Fra 15-13	Ita 56-19	Wal 37-27	Sco 28-8	Eng 24-15	20	18	7	1	160	11	6	5	0	82
2019	3	3	0	2	Eng 20-32	Sco 22-13	Ita 26-16	Fra 26-14	Wal 7-25	14	11	3	0	101	10	7	12	0	100
2020	3	3	0	2	Sco 19-12	Wal 24-14	Eng 12-24	Ita 50-27	Fra 27-35	17	13	7	0	132	11	9	9	0	102
2021	3	3	0	2	Wal 16-21	Fra 13-15	Ita 48-10	Sco 27-24	Eng 32-18	12	11	18	0	136	10	7	8	0	88
2022	2	4	0	1	Wal 29-7	Fra 24-30	Ita 57-6	Eng 32-15	Sco 26-5	24	18	4	0	168	4	2	13	0	63
		76	3	36						312	235	279	12	2903	184	128	270	20	2048

Grand Slams: 2 (2009,2018)
Championships: 4 (2009, 2014, 2015, 2018)
Triple Crowns: 6 (2004, 2006, 2007, 2009, 2018, 2022)

HOME WIN	AWAY WIN
HOME DRAW	AWAY DRAW
HOME LOSS	AWAY LOSS



IRELAND RECORDS

GUINNESS SIX NATIONS TEAM RECORDS		
IN A GAME	HOME	AWAY
Highest Score	60-13 v Italy (Lansdowne Road) 4.3.00	63-10 v Italy (Stadio Olimpico) 11.2.17
Biggest Win	(51) 57-6 v Italy (Aviva Stadium) 27.2.22	(53) 63-10 v Italy (Stadio Olimpico) 11.2.17
Highest Score Conceded	(42) 6-42 v England (Lansdowne Road) 30.3.03	(50) 18-50 v England (Twickenham) 5.2.00
Worst Loss	(36) 6-42 v England (Lansdowne Road) 30.3.03	(39) 5-44 v France (Paris) 6.4.02
Most Tries	FOR	AGAINST
	9 v Italy (Aviva Stadium) 12.3.16	6 v England (Twickenham) 5.2.00
	9 v Italy (Stadio Olimpico) 11.2.17	6 v England (Twickenham) 16.2.02
	9 v Italy (Aviva Stadium) 27.2.22	6 v France (Paris) 11.2.06
Most Conversions	9 v Italy (Stadio Olimpico) 11.2.17	6 v England (Twickenham) 16.2.02
Most Penalty Goals	6 on four occasions	6 on six occasions
Most Drop Goals	2 v England (Lansdowne Road) 27.2.05	2 on four occasions
IN A SEASON	FOR	AGAINST
Most Tries	24 in 2022	15 in 2002
Most Conversions	18 in 2018 18 in 2022	12 in 2002
Most Penalty Goals	21 in 2015	18 in 2011
Most Drop Goals	3 in 2003 3 in 2009	4 in 2010
Most Points	168 in 2000 168 in 2022	138 in 2002
Fewest Tries	5 in 2013	3 in 2009 3 in 2015
Fewest Conversions	4 in 2013	1 in 2015
Fewest Penalty Goals	3 in 2019	5 in 2018
Fewest Drop Goals	0 on sixteen occasions	0 on fourteen occasions
Fewest Points	72 in 2013	49 in 2014
SEQUENCES	BEST WINNING RUN	WORST LOSING RUN
At Home	7 - 12.3.16 to 10.3.18	2 - 20.3.10 to 13.2.11
Away	4 - 18.3.06 to 17.3.07 4 - 3.2.18 to 24.2.19	4 - 16.3.19 to 7.2.21
Overall	7 - 22.2.04 to 27.2.05	3 - 31.10.20 to 14.2.21
	LONGEST UNBEATEN RUN	LONGEST WINLESS RUN
At Home	14 - 9.3.13 to 10.3.18	2 - 20.3.10 to 13.2.11
Away	4 - 18.3.06 to 17.3.07 4 - 3.2.18 to 24.2.19	4 - 16.3.19 to 7.2.21
Overall	7 - 22.2.04 to 27.2.05	4 - 10.2.13 to 16.3.13
GUINNESS 6 NATIONS PLAYER RECORDS		
	IN A MATCH	IN A SEASON
Most Points	30 Ronan O'Gara v Italy (Lansdowne Road) 4.3.00	82 Ronan O'Gara in 2007
Most Tries	3 on five occasions (Brian O'Driscoll twice)	7 Jacob Stockdale in 2018
Most Conversions	9 Paddy Jackson v Italy (Stadio Olimpico) 11.2.17	13 Johnny Sexton in 2018 13 Johnny Sexton in 2022
Most Penalty Goals	6 Ronan O'Gara v Italy (Lansdowne Road) 4.3.00 6 David Humphreys v Wales (Lansdowne Road) 3.2.02 6 Johnny Sexton v England (Aviva Stadium) 20.3.21	17 Ronan O'Gara in 2006
Most Drop Goals	2 Ronan O'Gara v England (Lansdowne Road) 27.2.05	2 Ronan O'Gara in 2005 2 Ronan O'Gara in 2009
Scoring in Every Way	no instance	-

IRELAND RECORDS

GUINNESS SIX NATIONS CAREER RECORDS		
MOST APPEARANCES	MOST POINTS	MOST TRIES
65 (65+0) - Brian O'Driscoll (2000-14)	557 - Ronan O'Gara (2000-13)	26 - Brian O'Driscoll (2000-14)
64 (55+9) - Rory Best (2006-19)	531 - Johnny Sexton (2010-22)	14 - Tommy Bowe (2006-17)
63 (41+22) - Ronan O'Gara (2000-13)	195 - David Humphreys (2000-05)	14 - Keith Earls (2010-21)
58 (44+14) - Cian Healy (2010-22)	133 - Brian O'Driscoll (2000-14)	13 - Shane Horgan (2000-08)
56 (52+4) - Johnny Sexton (2010-22)	73 - Paddy Jackson (2013-17)	10 - Ronan O'Gara (2000-13)
54 (54+0) - John Hayes (2000-10)	70 - Tommy Bowe (2006-17)	10 - Jacob Stockdale (2018-20)
51 (47+4) - Paul O'Connell (2002-15)	70 - Keith Earls (2010-21)	10 - Conor Murray (2012-22)
48 (45+3) - Rob Kearney (2008-19)	65 - Shane Horgan (2000-08)	9 - Jamie Heaslip (2008-17)
48 (38+10) - Peter Stringer (2000-11)	62 - Conor Murray (2012-22)	8 - Denis Hickie (2000-07)
46 (44+2) - Jamie Heaslip (2008-17)	50 - Jacob Stockdale (2018-20)	8 - CJ Stander (2016-21)

IRELAND PLAYER INDEX (160)

NAME	6N DEBUT	ST	REP	SNU	MINS	W	D	L	T	C	PG	DG	PTS	YC	RC
FL (Bundee) Aki	3.2.18	FR	20	-	-	1410	15	-	5	4	-	-	20	-	1
S (Stephen) Archer	16.3.13	IT	-	1	1	13	-	-	1	-	-	-	-	-	-
R (Ryan) Baird	27.2.21	IT	1	4	-	137	5	-	-	1	-	-	5	-	-
FH (Finlay) Bealham	12.3.16	IT	-	8	-	117	6	-	2	1	-	-	5	-	-
TG (Tadhg) Beirne	16.3.19	WA	13	-	-	958	8	-	5	2	-	-	10	-	-
NAC (Neil) Best	11.2.07	FR	-	3	2	37	2	-	1	-	-	-	-	-	-
RD (Rory) Best	26.2.06	WA	55	9	4	3961	40	3	21	5	-	-	25	2	-
SJ (Simon) Best	22.2.04	WA	1	5	7	146	5	-	1	-	-	-	-	-	-
JP (Justin) Bishop	5.2.00	EN	3	-	-	240	1	-	2	-	-	-	-	-	-
IJ (Isaac) Boss	11.2.07	FR	1	5	2	103	4	-	2	1	-	-	5	-	-
TJ (Tommy) Bowe	4.2.06	IT	28	2	-	2235	18	1	11	14	-	-	70	-	-
T (Trevor) Brennan	5.2.00	EN	-	3	1	71	2	-	1	-	-	-	-	-	-
DA (Tony) Buckley	2.2.08	IT	-	8	-	63	4	-	4	-	-	-	-	-	-
PA (Paul) Burke	16.2.03	SC	-	1	1	2	1	-	-	-	-	-	-	-	-
BS (Billy) Burns	7.2.21	WA	1	2	1	71	1	-	2	-	-	2	6	-	-
E (Ed) Byrne	24.10.20	IT	-	3	-	80	1	-	2	-	-	-	-	-	-
E (Emmet) Byrne	3.2.01	IT	-	5	-	100	4	-	1	-	-	-	-	-	-
JS (Shane) Byrne	3.2.02	WA	16	3	1	1282	14	-	5	2	-	-	10	-	-
RP (Ross) Byrne	1.2.20	SC	-	7	-	89	4	-	3	-	3	1	9	-	-
J (Joey) Carbery	10.2.18	IT	2	9	1	278	9	-	2	1	11	-	2	33	-
J (Jack) Carty	24.2.19	IT	-	4	-	33	2	-	2	-	1	-	2	-	-
CP (Craig) Casey	27.2.21	IT	-	2	1	36	2	-	-	-	-	-	-	-	-
RE (Bob) Casey	5.2.00	EN	1	-	-	40	-	-	1	-	-	-	-	-	-
PMN (Peter) Clohessy	5.2.00	EN	15	-	-	1099	10	-	5	-	-	-	-	1	-
JE (Jack) Conan	10.2.18	IT	6	7	-	526	11	-	2	3	-	-	15	-	-
W (Will) Connors	24.10.20	IT	4	2	-	329	3	-	3	3	-	-	15	-	-
AJ (Andrew) Conway	18.3.17	EN	8	3	-	720	8	-	3	3	-	-	15	-	-
JCM (John) Cooney	2.2.19	EN	-	7	-	89	5	-	2	1	1	-	7	-	-
R (Reggie) Corrigan	16.2.03	SC	13	-	-	856	9	-	4	-	-	-	-	-	-
VCP (Victor) Costello	16.2.03	SC	4	4	1	305	6	-	2	-	-	-	-	-	-
TG (Tom) Court	15.2.09	IT	1	14	3	273	8	1	6	1	-	-	5	-	-
J (James) Cronin	7.2.15	IT	-	2	1	18	1	-	1	-	-	-	-	-	-
SM (Sean) Cronin	13.3.10	WA	1	32	5	418	22	3	8	3	-	-	15	-	-
LFM (Leo) Cullen	16.2.03	SC	3	10	1	323	10	-	3	-	-	-	-	-	-
GW (Gordon) D'Arcy	14.2.04	FR	40	2	1	2943	30	1	11	5	-	-	25	-	-
JW (Jeremy) Davidson	19.2.00	SC	1	3	-	134	2	-	2	-	-	-	-	-	-
K (Kieron) Dawson	5.2.00	EN	6	2	-	458	5	-	3	1	-	-	5	-	-
M (Max) Deegan	8.2.20	WA	-	1	-	9	1	-	-	-	-	-	-	-	-
GT (Girvan) Dempsey	5.2.00	EN	31	4	2	2509	24	-	11	7	-	-	35	1	-
RJE (Robbie) Diack			-	-	1	-	-	-	-	-	-	-	-	-	-
U (Ultan) Dillane	27.2.16	EN	1	11	-	271	7	-	5	-	-	-	-	-	-

NAME	GN	DEBUT	ST	REP	SNU	MINS	W	D	L	T	C	PG	DG	PTS	YC	RC
CS (Caelan) Doris	1.2.20	SC	8	1	-	535	6	-	3	-	-	-	-	-	1	-
GW (Gavin) Duffy	12.2.05	SC	-	1	2	5	1	-	-	1	-	-	-	5	-	-
KG (Keith) Earls	6.2.10	IT	39	6	-	3114	26	3	16	14	-	-	-	70	-	-
SH (Simon) Easterby	19.2.00	SC	29	4	2	2340	23	-	10	2	-	-	-	10	2	-
WG (Guy) Easterby	22.9.01	SC	1	9	17	76	9	-	1	-	-	-	-	-	-	-
EP (Eric) Elwood			-	-	1	-	-	-	-	-	-	-	-	-	-	-
CRE (Chris) Farrell	24.2.18	WA	3	1	-	267	3	-	1	-	-	-	-	-	-	-
S (Stephen) Ferris	7.2.09	FR	14	-	-	1019	9	1	4	-	-	-	-	-	1	-
LM (Luke) Fitzgerald	8.3.08	WA	10	5	-	892	8	1	6	2	-	-	-	10	-	-
DJ (Declan) Fitzpatrick	2.2.13	WA	-	2	1	12	1	-	1	-	-	-	-	-	-	-
JM (Justin) Fitzpatrick	19.2.00	SC	-	4	4	37	3	-	1	-	-	-	-	-	-	-
JP (Jerry) Flannery	4.2.06	IT	11	6	-	867	14	-	3	1	-	-	-	5	-	-
AG (Anthony) Foley	5.2.00	EN	30	-	-	2275	21	-	9	2	-	-	-	10	-	-
TV (Tadhg) Furlong	7.2.16	WA	25	4	-	1650	19	1	9	1	-	-	-	5	-	-
MJ (Mick) Galwey	5.2.00	EN	11	1	-	745	9	-	3	1	-	-	-	5	-	-
JR (Jamison) Gibson-Park	24.10.20	IT	8	3	1	584	7	-	4	2	-	-	-	10	-	-
CJH (Craig) Gilroy	2.2.13	WA	4	1	-	332	2	-	3	4	-	-	-	20	-	-
KD (Keith) Gleeson	3.2.02	WA	9	2	-	734	8	-	3	3	-	-	-	15	-	-
M (Mack) Hansen	5.2.22	WA	4	-	-	320	3	-	1	1	-	-	-	5	-	-
JJ (John) Hayes	19.2.00	SC	54	-	-	4149	39	-	15	1	-	-	-	5	-	-
CEJ (Gian) Healy	6.2.10	IT	44	14	-	3143	36	2	20	6	-	-	-	30	1	-
JPR (Jamie) Heaslip	2.2.08	IT	44	2	-	3527	25	3	18	9	-	-	-	45	-	-
D (Dave) Heffernan	24.10.20	IT	-	2	-	51	1	-	1	1	-	-	-	5	-	-
RAJ (Rob) Henderson	19.2.00	SC	5	5	1	539	7	-	3	3	-	-	-	15	-	-
WI (Iain) Henderson	24.2.13	SC	14	18	-	1326	22	1	9	2	-	-	-	10	-	-
CG (Chris) Henry	2.2.13	WA	5	2	-	430	5	-	2	1	-	-	-	5	-	-
RA (Robbie) Henshaw	7.2.15	IT	27	5	-	2169	20	1	11	6	-	-	-	30	-	-
RW (Rob) Herring	1.2.20	SC	9	4	-	647	9	-	4	-	-	-	-	-	-	-
DA (Denis) Hickie	19.2.00	SC	28	-	-	2182	20	-	8	8	-	-	-	40	-	-
T (Trevor) Hogan	17.3.07	IT	-	1	-	26	1	-	-	-	-	-	-	-	-	-
MJ (Marcus) Horan	16.2.03	SC	21	9	-	1761	23	-	7	2	-	-	-	10	-	-
AP (Anthony) Horgan	14.2.04	FR	-	1	-	6	-	-	1	-	-	-	-	-	-	-
SP (Shane) Horgan	19.2.00	SC	30	1	1	2352	23	-	8	13	-	-	-	65	-	-
TG (Tyrone) Howe	3.2.01	IT	5	1	-	386	5	-	1	1	-	-	-	5	-	-
JR (James) Hume	5.2.22	WA	-	2	-	51	2	-	-	-	-	-	-	-	-	-
DG (David) Humphreys	5.2.00	EN	13	10	12	1035	16	-	7	3	21	1	45	195	-	-
BJ (Bernard) Jackman	2.2.08	IT	2	3	-	142	2	-	3	-	-	-	-	-	-	-
DPLJ (Paddy) Jackson	24.2.13	SC	5	6	1	434	5	1	5	2	15	-	11	73	-	-
S (Shane) Jennings	27.2.10	EN	-	3	2	29	3	-	-	-	-	-	-	-	-	-
PS (Paddy) Johns	19.3.00	FR	-	1	1	16	1	-	-	-	-	-	-	-	1	-
FA (Felix) Jones	7.2.15	IT	-	2	3	21	2	-	-	-	-	-	-	-	-	-
DR (Dave) Kearney	2.2.14	SC	6	1	1	438	4	1	2	-	-	-	-	-	-	-
RDJ (Rob) Kearney	2.2.08	IT	45	3	-	3637	29	2	17	4	1	-	-	22	-	-
IJ (Ian) Keatley	7.2.15	IT	1	1	1	71	2	-	-	-	1	-	4	14	-	-
H (Hugo) Keenan	24.10.20	IT	11	-	-	873	7	-	4	4	-	-	-	20	-	-
R (Ronan) Kelleher	1.2.20	SC	3	7	-	246	6	-	4	1	-	-	-	5	-	-
JP (John) Kelly	23.3.02	IT	3	-	3	238	3	-	-	3	-	-	-	15	-	-
D (Dave) Kilcoyne	2.2.13	WA	3	16	1	497	12	-	7	-	-	-	-	-	-	-
JJ (Jordan) Larmour	10.2.18	IT	5	10	-	515	10	-	5	2	-	-	-	10	-	-
DP (Denis) Leamy	6.2.05	IT	18	7	1	1441	19	-	6	1	-	-	-	5	2	-
DJ (Dan) Leavy	18.3.17	EN	4	2	-	377	6	-	1	-	-	-	-	5	-	-
GW (Gary) Longwell	17.2.01	FR	6	6	1	465	8	-	4	-	-	-	-	-	-	-
JFR (James) Lowe	7.2.21	WA	7	-	-	548	5	-	2	3	-	-	-	15	-	-
MJ (Mike) Lowry	27.2.22	IT	1	-	-	80	1	-	-	2	-	-	-	10	-	-
MPA (Mike) McCarthy	10.3.12	SC	6	2	-	434	2	2	4	-	-	-	-	-	-	-
S (Stuart) McCloskey	27.2.16	EN	1	-	-	64	-	-	1	-	-	-	-	-	-	-
FL (Fergus) McFadden	5.2.11	IT	4	14	-	498	11	2	5	4	-	-	-	20	-	-
JC (Jack) McGrath	2.2.14	SC	14	12	-	1135	19	1	6	2	-	-	-	10	-	-
L (Luke) McGrath	18.3.17	EN	-	1	1	11	1	-	-	-	-	-	-	-	-	-

NAME	6N DEBUT	ST	REP	SNU	MINS	W	D	L	T	C	PG	DG	PTS	YC	RC	
KR (Kevin) McLaughlin	6.2.10	IT	1	-	80	1	-	-	-	-	-	-	-	-	-	
IL (Ian) Madigan	9.3.13	FR	-	12	181	6	2	4	1	4	-	1	16	-	-	
KM (Kevin) Maggs	5.2.00	EN	16	7	2 1407	16	-	7	1	-	-	-	5	-	-	
KD (Kieran) Marmion	12.3.16	IT	1	8	3 188	7	-	2	-	-	-	-	-	-	-	
LD (Luke) Marshall	24.2.13	SC	4	-	260	1	1	2	-	-	-	-	-	-	-	
P (Paul) Marshall	16.3.13	IT	-	1	-	1	-	-	1	-	-	-	-	-	-	
ERP (Eric) Miller	13.10.01	WA	4	6	1 320	7	-	3	-	-	-	-	-	-	-	
MJ (Marty) Moore	2.2.14	SC	-	10	-	217	8	-	2	-	-	-	-	-	-	
MJM (Mike) Mullins	5.2.00	EN	4	2	1 291	5	-	1	-	-	-	-	-	-	-	
GEA (Geordan) Murphy	22.9.01	SC	27	6	1 2008	23	-	10	7	-	1	-	38	-	-	
J (Jordi) Murphy	22.2.14	EN	3	7	1 318	8	-	2	-	-	-	-	-	-	-	
GC (Conor) Murray	5.2.12	WA	44	4	1 3119	29	3	16	10	3	-	2	62	4	-	
SK (Sean) O'Brien	6.2.10	IT	27	2	1 1878	14	2	13	2	-	-	-	10	-	-	
DF (Donncha) O'Callaghan	22.3.03	WA	32	13	2 2589	29	2	14	1	-	-	-	5	-	-	
PJ (Paul) O'Connell	3.2.02	WA	47	4	-	3713	34	1	16	3	-	-	15	-	-	
J (Johnny) O'Connor	12.2.05	SC	4	2	2 331	4	-	2	-	-	-	-	-	-	-	
D (Dion) O'Cuinneagain	5.2.00	EN	1	1	-	70	1	-	1	-	-	-	-	-	-	
T (Tommy) O'Donnell	2.2.14	SC	3	4	-	343	5	1	1	1	-	-	5	-	-	
BG (Brian) O'Driscoll	5.2.00	EN	65	-	-	5074	45	1	19	26	-	1	133	2	-	
MR (Mick) O'Driscoll	26.2.06	WA	2	5	8 167	5	-	2	-	-	-	-	-	-	-	
RJR (Ronan) O'Gara	19.2.00	SC	41	22	2 3441	41	1	21	10	81	6	109	557	1	-	
ME (Malcolm) O'Kelly	5.2.00	EN	35	2	1 2674	26	-	11	3	-	-	-	15	-	-	
TG (Tomas) O'Leary	7.2.09	FR	11	3	-	875	10	-	4	3	-	-	15	-	-	
PJ (Peter) O'Mahony	25.2.12	IT	31	12	1 2490	28	2	13	1	-	-	-	5	1	1	
BT (Brian) O'Meara	3.2.01	IT	-	1	1 3	1	-	-	-	-	-	-	-	-	-	
CMP (Conor) O'Shea	5.2.00	EN	1	-	-	47	-	-	1	-	-	-	-	-	-	
JB (Jared) Payne	7.2.15	IT	10	-	-	771	7	1	2	2	-	-	10	-	-	
AG (Andrew) Porter	10.2.18	IT	8	12	-	763	13	-	7	1	-	-	5	-	-	
A (Alan) Quinlan	3.2.01	IT	3	4	-	267	6	-	1	-	-	-	-	-	-	
EGE (Eoin) Reddan	11.2.06	FR	10	18	12 854	14	2	12	2	-	-	-	10	-	-	
G (Garry) Ringrose	4.2.17	SC	21	-	-	1560	14	-	7	4	-	-	20	-	-	
MA (Mike) Ross	5.2.11	IT	28	-	-	1848	16	2	10	-	-	-	-	-	-	
Q (Quinn) Roux	10.2.18	IT	2	4	-	216	4	-	2	1	-	-	5	-	-	
R (Rhys) Ruddock	8.3.14	IT	1	5	-	178	3	1	2	-	-	-	-	-	-	
DC (Donnacha) Ryan	6.2.10	IT	14	7	-	1150	9	3	9	-	-	-	-	2	-	
JJ (James) Ryan	3.2.18	FR	19	-	-	1319	13	-	6	-	-	-	-	-	-	
JW (John) Ryan	4.2.17	SC	-	9	-	110	7	-	2	-	-	-	-	-	-	
N (Niall) Scannell	11.2.17	IT	1	6	1 154	5	-	2	-	-	-	-	-	-	-	
JJ (Johnny) Sexton	13.2.10	FR	52	4	-	3731	37	2	17	7	92	3	101	531	2	-
FJ (Frank) Sheahan	3.2.01	IT	3	11	15 244	11	-	3	-	-	-	-	-	-	-	
DP (Dan) Sheehan	5.2.22	WA	3	2	-	256	4	-	1	1	-	-	5	-	-	
CJ (CJ) Stander	7.2.16	WA	27	1	-	2119	17	1	10	8	-	-	40	1	-	
JA (Jacob) Stockdale	3.2.18	FR	16	-	-	1265	12	-	4	10	-	-	50	-	-	
CR (Richardt) Strauss	13.2.16	FR	-	3	-	29	1	-	2	-	-	-	-	-	-	
PA (Peter) Stringer	19.2.00	SC	38	10	4 3185	37	-	11	4	-	-	-	20	-	-	
T (Tom) Tierney	5.2.00	EN	1	-	-	80	-	-	1	-	-	-	-	-	-	
DA (Devin) Toner	24.2.13	SC	24	7	-	1815	20	1	10	1	-	-	5	-	-	
JM (James) Tracy	11.2.17	IT	-	1	-	17	1	-	-	-	-	-	-	-	-	
KP (Kieran) Treadwell	27.2.22	IT	-	2	-	37	2	-	-	1	-	-	5	-	-	
AD (Andrew) Trimble	11.2.06	FR	26	6	2 2096	20	2	10	7	-	-	-	35	-	-	
DM (Dan) Tuohy	2.2.14	SC	1	1	-	89	2	-	-	-	-	-	-	-	-	
JD (Josh) van der Flier	27.2.16	EN	16	4	-	1175	13	-	7	3	-	-	15	-	-	
DP (David) Wallace	3.2.01	IT	40	1	-	3110	29	-	12	7	-	-	35	-	-	
PR (Paddy) Wallace	24.2.07	EN	3	9	10 253	9	-	3	-	1	-	1	5	-	-	
PS (Paul) Wallace	5.2.00	EN	1	5	-	114	3	-	3	-	-	-	-	-	-	
AJ (Andy) Ward	19.3.00	FR	-	4	-	63	3	-	1	-	-	-	-	-	-	
NJ (Nathan) White	7.2.16	WA	2	3	-	189	2	1	2	-	-	-	-	-	-	
KGM (Keith) Wood	5.2.00	EN	11	-	-	875	7	-	4	4	-	-	20	-	-	
B (Bryan) Young	-	-	-	-	1	-	-	-	-	-	-	-	-	-	-	
SR (Simon) Zebo	2.2.13	WA	14	1	-	1062	9	1	5	1	-	-	5	-	-	

IRELAND CAPTAINS' LOG (12)

Name	Captain	As captain					As non-captain				
		P	W	D	L	Win %	P	W	D	L	Win %
Keith Wood	2000-02	11	7	-	4	63.6%	-	-	-	-	-
Mick Galwey	2002	3	2	-	1	66.7%	9	7	-	2	77.8%
David Humphreys	2002	1	1	-	-	100.0%	22	15	-	7	68.2%
Brian O'Driscoll	2003-11	41	31	-	10	75.6%	24	14	1	9	58.3%
Paul O'Connell	2004-15	15	9	1	5	60.0%	36	25	-	11	69.4%
Ronan O'Gara	2008	1	-	-	1	0.0%	62	41	1	20	66.1%
Rory Best	2012-19	20	12	1	7	60.0%	44	28	2	14	63.6%
Jamie Heaslip	2013-17	7	3	1	3	42.9%	39	22	2	15	56.4%
Peter O'Mahony	2019-22	2	2	-	-	100.0%	41	26	2	13	63.4%
Johnny Sexton	2020-22	12	9	-	3	75.0%	44	28	2	14	63.6%
Iain Henderson	2021	1	-	-	1	0.0%	31	22	1	8	71.0%
James Ryan	2022	1	-	-	1	0.0%	18	13	-	5	72.2%

IRELAND HEAD COACH REGISTER (5)

Name	DOB	Place	Career	P	W	D	L	Win %	GS	TC	CH
WD (Warren) Gatland	17.9.1963	Hamilton (NZ)	2000-01	10	7	-	3	70.0%	-	-	-
E (Eddie) O'Sullivan	21.11.1958	Youghal	2002-08	35	24	-	11	68.6%	-	3	-
D (Declan) Kidney	20.11.1959	Ballincollig	2009-13	25	14	2	9	56.0%	1	1	1
JC (Joe) Schmidt	12.9.1965	Kawakawa (NZ)	2014-19	30	21	1	8	70.0%	1	1	3
AD (Andy) Farrell	30.5.1975	Wigan (England)	2020-to date	15	10	-	5	66.7%	-	1	-





President/Chairman:	Marzio Innocenti
Head coach:	Kieran Crowley
Assistant coaches:	Marius Goosen (defense) Andrea Moretti (scrum) Neil Barnes (touche specialist)
Captain:	Michele Lamaro

ITALY IN 2022

P11, W5, L6 (World Rugby Ranking: 12th)

Guinness 6 Nations
Autumn Nations Series

DATE	OPONENT	VENUE	RESULT	SCORERS
6 Feb	France	Stade de France	L 10-37	Paolo Garbisi(C/P) Tommaso Menoncello(T)
13 Feb	England	Stadio Olimpico	L 0-33	-
27 Feb	Ireland	Aviva Stadium	L 6-57	Edoardo Padovani(P) Paolo Garbisi(P)
12 Mar	Scotland	Stadio Olimpico	L 22-33	Paolo Garbisi(2C/P) Ange Capuozzo(2T) Callum Braley(T)
19 Mar	Wales	Principality Stadium	W 22-21	Edoardo Padovani(T/2P) Paolo Garbisi(C/3P)
25 Jun	Portugal	Estadio do Restelo	W 38-31	Edoardo Padovani(T/C) Cherif Traore(T) Giacomo da Re(2C) Alessandro Fusco(T) Gianmarco Lucchesi(T) Penalty Try(T) Leonardo Marin(T)
1 Jul	Romania	Arcul de Triumf	W 45-13	Giacomo Nicotera(T) Niccolo Cannone(T) Tommaso Menoncello(2T) Tommaso Allan(T/5C) Alessandro Garbisi(T) Marco Zanon(T)
10 Jul	Georgia	Adjarabet Rugby Arena	L 19-28	Tommaso Menoncello(T) Tommaso Allan(C/4P)
5 Nov	Samoa	Stadio Plebiscito	W 49-17	Pierre Bruno(2T) Paolo Garbisi(2C/P) Tommaso Allan(3C/2P) Nacho Brex(T) Lorenzo Cannone(T) Monty Ioane(2T)
12 Nov	Australia	Stadio Artemio Franchi	W 28-27	Edoardo Padovani(P) Pierre Bruno(T) Ange Capuozzo(2T) Tommaso Allan(2C/2P)
19 Nov	South Africa	Marassi (Luigi Ferraris)	L 21-63	Ange Capuozzo(T) Tommaso Allan(C/3P) Lorenzo Cannone(T)

- INDEX
- ENGLAND
- FRANCE
- IRELAND
- ITALY
- SCOTLAND
- WALES
- OFFICIALS
- HEAD TO HEADS
- RECORDS
- UNDER-20



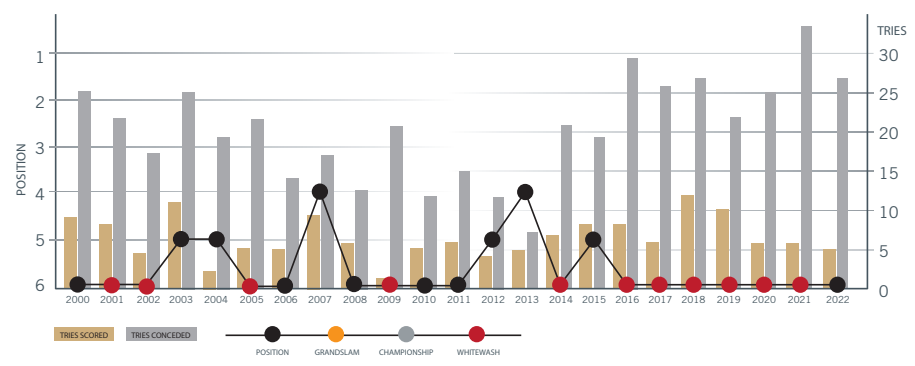
ITALY RECORDS

ITALY IN THE GUINNESS 6 NATIONS

SEASON	POS	W	D	L	Game 1	Game 2	Game 3	Game 4	Game 5	T	C	PG	DG	FOR	T	C	PG	DG	AGST
2000	6	1	0	4	Sco 34-20	Wal 16-47	Ire 13-60	Eng 12-59	Fra 31-42	9	8	10	5	106	25	20	19	2	228
2001	6	0	0	5	Ire 22-41	Eng 23-80	Fra 19-30	Sco 19-23	Wal 23-33	8	6	17	1	106	22	17	20	1	207
2002	6	0	0	5	Fra 12-33	Sco 12-29	Wal 20-44	Ire 17-32	Eng 9-45	4	4	13	1	70	18	15	21	0	183
2003	5	1	0	4	Wal 30-22	Ire 13-37	Eng 5-40	Fra 27-53	Sco 25-33	12	8	6	2	100	25	18	8	0	185
2004	5	1	0	4	Eng 9-50	Fra 0-25	Sco 20-14	Ire 3-19	Wal 10-44	2	1	9	1	42	20	11	10	0	152
2005	6	0	0	5	Ire 17-28	Wal 8-38	Sco 10-18	Eng 7-39	Fra 13-56	5	3	8	0	55	22	15	13	0	179
2006	6	0	1	4	Ire 16-26	Eng 16-31	Fra 12-37	Wal 18-18	Sco 10-13	5	4	10	3	72	14	11	10	1	125
2007	4	2	0	3	Fra 3-39	Eng 7-20	Sco 37-17	Wal 23-20	Ire 24-51	9	8	9	2	94	18	12	11	0	147
2008	6	1	0	4	Ire 11-16	Eng 19-23	Wal 8-47	Fra 13-25	Sco 23-20	6	4	11	1	74	13	12	14	0	131
2009	6	0	0	5	Eng 11-36	Ire 9-38	Sco 6-26	Wal 15-20	Fra 8-50	2	0	12	1	49	21	16	11	0	170
2010	6	1	0	4	Ire 11-29	Eng 12-17	Sco 16-12	Fra 20-46	Wal 10-33	5	4	12	0	69	12	10	17	2	137
2011	6	1	0	4	Ire 11-13	Eng 13-59	Wal 16-24	Fra 22-21	Sco 8-21	6	2	12	0	70	15	12	11	2	138
2012	5	1	0	4	Fra 12-30	Eng 15-19	Ire 10-42	Wal 3-24	Sco 13-6	4	3	7	2	53	12	8	15	0	121
2013	4	2	0	3	Fra 23-18	Sco 10-34	Wal 9-26	Eng 11-18	Ire 22-15	5	4	12	2	75	8	7	19	0	111
2014	6	0	0	5	Wal 15-23	Fra 10-30	Sco 20-21	Ire 7-46	Eng 11-52	7	5	6	0	63	21	17	10	1	172
2015	5	1	0	4	Ire 3-26	Eng 17-47	Sco 22-19	Fra 0-29	Wal 20-61	8	5	4	0	62	19	15	19	0	182
2016	6	0	0	5	Fra 21-23	Eng 9-40	Sco 20-36	Ire 15-58	Wal 14-67	8	6	8	1	79	29	20	13	0	224
2017	6	0	0	5	Wal 7-33	Ire 10-63	Eng 15-36	Fra 18-40	Sco 0-29	6	4	3	1	50	26	22	9	0	201
2018	6	0	0	5	Eng 15-46	Ire 19-56	Fra 17-34	Wal 14-38	Sco 27-29	12	9	4	0	92	27	22	8	0	203
2019	6	0	0	5	Sco 20-33	Wal 15-26	Ire 16-26	Eng 14-57	Fra 14-25	10	4	7	0	79	22	18	6	1	167
2020	6	0	0	5	Wal 0-42	Fra 22-35	Sco 0-17	Ire 17-50	Eng 5-34	6	4	2	0	44	25	16	7	0	178
2021	6	0	0	5	Fra 10-50	Eng 18-41	Ire 10-48	Wal 7-48	Sco 10-52	6	5	5	0	55	34	27	5	0	239
2022	6	1	0	4	Fra 10-37	Eng 0-33	Ire 6-57	Sco 22-33	Wal 22-21	5	4	9	0	60	20	20	2	0	181
		13	1	101						150	105	196	23	1619	475	361	278	10	3961

Grand Slams: 0
Championships: 0

HOME WIN	AWAY WIN
HOME DRAW	AWAY DRAW
HOME LOSS	AWAY LOSS



- INDEX
- ENGLAND
- FRANCE
- IRELAND
- ITALY
- SCOTLAND
- WALES
- OFFICIALS
- HEAD TO HEADS
- RECORDS
- UNDER-20

ITALY RECORDS

GUINNESS SIX NATIONS TEAM RECORDS		
IN A GAME	HOME	AWAY
Highest Score	34-20 v Scotland (Stadio Flaminio) 5.2.00	37-17 v Scotland (Murrayfield) 24.2.07
Biggest Win	(14) 34-20 v Scotland (Stadio Flaminio) 5.2.00	(20) 37-17 v Scotland (Murrayfield) 24.2.07
Highest Score Conceded	(63) 10-63 v Ireland (Stadio Olimpico) 11.2.17	(80) 23-80 v England (Twickenham) 17.2.01
Worst Loss	(53) 10-63 v Ireland (Stadio Olimpico) 11.2.17	(57) 23-80 v England (Twickenham) 17.2.01
	FOR	AGAINST
Most Tries	4 v France (Paris) 1.4.00 4 v France (Stadio Flaminio) 23.3.03 4 v Scotland (Murrayfield) 24.2.07	10 v England (Twickenham) 17.2.01
Most Conversions	4 v France (Paris) 1.4.00 4 v Scotland (Murrayfield) 24.2.07	9 v England (Twickenham) 17.2.01 9 v Ireland (Stadio Olimpico) 11.2.17
Most Penalty Goals	6 v Scotland (Stadio Flaminio) 5.2.00	7 v Wales (Cardiff) 19.2.00 7 v France (Paris) 2.2.02
Most Drop Goals	3 v Scotland (Stadio Flaminio) 5.2.00	1 on ten occasions
IN A SEASON	FOR	AGAINST
Most Tries	12 in 2003 12 in 2018	34 in 2021
Most Conversions	9 in 2018	27 in 2021
Most Penalty Goals	17 in 2001	21 in 2002
Most Drop Goals	5 in 2000	2 in 2000 2 in 2010 2 in 2011
Most Points	106 in 2000 106 in 2001	239 in 2021
Fewest Tries	2 in 2009	8 in 2013
Fewest Conversions	0 in 2009	7 in 2013
Fewest Penalty Goals	2 in 2020	2 in 2022
Fewest Drop Goals	0 on ten occasions	0 on sixteen occasions
Fewest Points	42 in 2004	111 in 2013
SEQUENCES	BEST WINNING RUN	WORST LOSING RUN
At Home	2 - 17.3.12 to 3.2.13	22 - 22.2.14 to date
Away	1 on 24.2.07 1 on 28.2.15	19 - 2.2.08 to 14.2.15
Overall	2 - 24.2.07 to 10.3.07 2 - 17.3.12 to 3.2.13	37 - 15.3.15 to 12.3.22
	LONGEST UNBEATEN RUN	LONGEST WINLESS RUN
At Home	2 - 17.3.12 to 3.2.13	22 - 22.2.14 to date
Away	1 on 11.3.06 1 on 24.2.07 1 on 28.2.15	19 - 19.2.00 to 10.2.07 19 - 2.2.08 to 14.2.15
Overall	2 - 24.2.07 to 10.3.07	37 - 15.3.15 to 12.3.22
GUINNESS 6 NATIONS PLAYER RECORDS		
	IN A MATCH	IN A SEASON
Most Points	29 Diego Dominguez v Scotland (Stadio Flaminio) 5.2.00	61 Diego Dominguez in 2000
Most Tries	2 on five occasions	4 Matteo Minozzi in 2018
Most Conversions	4 Diego Dominguez v France (Paris) 1.4.00 4 Andrea Scanavacca v Scotland (Murrayfield) 24.2.07	8 Diego Dominguez in 2000
Most Penalty Goals	6 Diego Dominguez v Scotland (Stadio Flaminio) 5.2.00	13 Diego Dominguez in 2001
Most Drop Goals	3 Diego Dominguez v Scotland (Stadio Flaminio) 5.2.00	5 Diego Dominguez in 2000
Scoring in Every Way	Carlo Canna v France (Stade de France) 6.2.16	-

INDEX

ENGLAND

FRANCE

IRELAND

ITALY

SCOTLAND

WALES

OFFICIALS

HEAD TO HEADS

RECORDS

UNDER-20

ITALY RECORDS

GUINNESS SIX NATIONS CAREER RECORDS		
MOST APPEARANCES	MOST POINTS	MOST TRIES
69 (69+0) - Sergio Parisse (2004-19)	162 - Diego Dominguez (2000-03)	7 - Mirco Bergamasco (2002-12)
60 (44+16) - Martin Castrogiovanni (2003-16)	122 - Mirco Bergamasco (2002-12)	7 - Sergio Parisse (2004-19)
54 (45+9) - Alessandro Zanni (2006-20)	119 - Tommaso Allan (2014-21)	6 - Giovanbattista Venditti (2012-17)
53 (47+6) - Leonardo Ghiraldini (2007-19)	113 - Ramiro Pez (2001-07)	6 - Tommaso Allan (2014-21)
51 (44+7) - Marco Bortolami (2002-15)	61 - Paolo Garbisi (2020-22)	5 - Martin Castrogiovanni (2003-16)
49 (36+13) - Andrea Lo Cicero Vaina (2000-13)	60 - Luciano Orquera (2005-15)	5 - Mauro Bergamasco (2000-15)
48 (41+7) - Mirco Bergamasco (2002-12)	44 - Andrea Scanavacca (2001-07)	5 - Matteo Minozzi (2018-20)
46 (26+20) - Salvatore Perugini (2000-11)	43 - Roland de Marigny (2004-07)	5 - Edoardo Padovani (2016-22)
45 (39+6) - Andrea Masi (2003-15)	42 - Andrea Marcato (2008-09)	4 - by six players
	41 - Carlo Canna (2016-20)	

ITALY PLAYER INDEX (216)

NAME	GN DEBUT	ST	REP	SNU	MINs	W	D	L	T	C	PG	DG	PTS	YC	RC
M (Matias) Agüero	6.2.10	IR	4	7	-	332	2	-	9	-	-	-	-	-	-
T (Tommaso) Allan	1.2.14	WA	19	8	-	1491	1	-	26	6	19	1	16	119	-
O (Orazio) Arancio			-	-	1	-	-	-	-	-	-	-	-	-	-
A (Andrea) Bacchetti	15.2.09	IR	-	2	-	136	-	-	2	-	-	-	-	-	-
E (Enrico) Bacchin	28.2.15	SC	1	2	-	128	1	-	2	-	-	-	-	-	-
RJ (Robert) Barbieri	12.2.11	EN	10	4	-	753	2	-	12	-	-	-	-	-	-
M (Marco) Barbini	7.2.15	IR	-	3	-	54	-	-	3	-	-	-	-	-	-
M (Matteo) Barbini	21.2.04	FR	3	2	-	157	-	-	5	-	-	-	-	-	-
M (Mattia) Bellini	6.2.16	FR	17	1	-	1348	-	-	18	3	-	-	-	15	-
A (Andrea) Benatti	2.3.02	WA	-	1	1	13	-	-	1	-	-	-	-	-	-
T (Tommaso) Benvenuti	26.2.11	WA	17	7	1	1357	4	-	20	2	-	-	-	10	1
M (Mauro) Bergamasco	5.2.00	SC	42	1	-	3136	5	-	38	5	-	-	-	25	3
M (Mirco) Bergamasco	2.2.02	FR	41	7	-	3352	8	1	39	7	6	-	25	122	1
V (Valerio) Bernabo	10.2.07	EN	2	11	2	376	2	-	11	-	-	-	-	-	-
C (Cristian) Bezzi	15.2.03	WA	5	-	-	395	1	-	4	-	-	-	-	-	1
GF (George Fabio) Biagi	15.3.14	EN	10	6	-	756	1	-	15	-	-	-	-	-	-
L (Luca) Bigi	4.2.18	EN	12	7	1	889	1	-	18	1	-	-	-	5	3
G (Giulio) Bisegni	14.2.15	EN	4	4	-	303	1	-	7	-	-	-	-	-	-
R (Riccardo) Bocchino	6.2.10	IR	-	3	2	43	-	-	3	-	-	-	-	-	-
T (Tommaso) Boni	4.2.18	EN	3	-	-	197	-	-	3	-	-	-	-	-	-
M (Marco) Bortolami	2.2.02	FR	44	7	-	3444	7	1	43	1	-	-	-	5	3
D (David) Bortolussi	2.2.08	IR	2	-	-	152	-	-	2	-	1	-	6	20	-
WT (Tobie) Botes	4.2.12	FR	3	10	-	331	3	-	10	-	1	-	2	8	-
CE (Callum) Braley	1.2.20	WA	6	2	-	402	1	-	7	1	-	-	-	5	-
Jl (Nacho) Brex	6.2.21	FR	10	-	-	760	1	-	9	-	-	-	-	-	-
G (Giorgio) Bronzini	5.2.17	WA	-	4	-	107	-	-	4	-	-	-	-	-	-
P (Pierre) Bruno	27.2.22	IR	2	-	-	64	-	-	2	-	-	-	-	-	-
DS (Dean) Budd	4.2.18	EN	10	2	-	690	-	-	12	-	-	-	-	-	-
KS (Kris) Burton	5.2.11	IR	8	5	-	630	3	-	10	-	3	3	6	33	-
P (Paolo) Buso	23.2.08	WA	-	1	-	25	-	-	1	-	-	-	-	-	-
C (Carlo) Caione	3.2.01	IR	2	1	2	153	-	-	3	-	-	-	-	-	-
M (Michele) Campagnaro	1.2.14	WA	16	2	-	1242	-	-	18	3	-	-	-	15	-
GJ (Gonzalo) Canale	6.3.04	SC	40	3	-	2957	9	1	33	2	-	-	-	10	1
PL (Pablo) Canavosio	4.2.06	IR	7	10	1	641	1	1	15	3	-	-	-	15	-
C (Carlo) Canna	6.2.16	FR	14	7	1	1177	-	-	21	1	6	1	7	41	-
N (Niccolo) Cannone	1.2.20	WA	11	4	-	830	1	-	14	-	-	-	-	-	-



NAME	6N	DEBUT	ST	REP	SNU	MINS	W	D	L	T	C	PG	DG	PTS	YC	RC
A (Ange) Capuozzo	12.3.22	SC	1	1	-	115	1	-	1	2	-	-	-	10	-	-
T (Tommaso) Castello	4.2.18	EN	6	2	-	379	-	-	8	-	-	-	-	-	-	-
ML (Martin) Castrogiovanni	22.2.03	IR	44	16	-	3191	7	1	52	5	-	-	-	25	3	-
P (Pietro) Ceccarelli	12.3.16	IR	4	5	-	309	1	-	8	-	-	-	-	-	-	-
C (Carlo) Checchinato	5.2.00	SC	14	2	1	1127	1	-	15	4	-	-	-	20	3	-
D (Dario) Chistolini	7.2.15	IR	3	7	-	356	1	-	9	-	-	-	-	-	-	-
L (Lorenzo) Cittadini	2.2.08	IR	12	14	-	1051	4	-	22	-	-	-	-	-	-	-
W (Walter) Cristofolletto	18.3.00	EN	2	-	-	140	-	-	2	-	-	-	-	-	2	1
M (Massimo) Cuttitta	5.2.00	SC	3	1	-	241	1	-	3	-	-	-	-	-	-	-
D (Denis) Dallan	5.2.00	SC	24	1	-	1702	3	-	22	2	-	-	-	10	-	-
M (Manuel) Dallan	5.2.00	SC	5	1	-	354	2	-	4	-	-	-	-	-	-	-
D (David) dal Maso	3.2.01	IR	4	3	1	342	-	-	7	-	-	-	-	-	-	-
T (Tommaso) d'Apice	4.2.12	FR	-	7	-	106	1	-	6	-	-	-	-	-	-	-
GP (Giampiero) de Carli	5.2.00	SC	7	5	2	554	2	-	10	3	-	-	-	15	1	-
CA (Carlo Antonio) del Fava	27.3.04	WA	12	15	-	1131	3	1	23	1	-	-	-	5	1	-
S (Santiago) Dellape	2.2.02	FR	30	7	-	2054	4	1	32	-	-	-	-	-	2	-
A (Alberto) de Marchi	3.2.13	FR	5	10	-	579	3	-	12	-	-	-	-	-	-	-
RJ (Roland) de Marigny	15.2.04	EN	12	1	1	951	3	-	10	1	1	-	12	43	-	-
PE (Paul) Derbyshire	14.2.10	EN	2	9	2	241	3	-	8	-	-	-	-	-	-	-
A (Andrea) de Rossi	4.3.00	IR	13	2	1	1020	2	-	13	1	-	-	-	5	-	-
D (Diego) Dominguez	5.2.00	SC	14	-	-	1087	2	-	12	-	15	8	36	162	1	-
J (Jaco) Erasmus	9.3.08	FR	-	2	-	19	1	-	1	-	-	-	-	-	-	-
A (Angelo) Esposito	1.2.14	WA	12	-	1	948	-	-	12	2	-	-	-	10	-	-
O (Oliviero) Fabiani	12.3.16	IR	-	5	-	79	-	-	5	-	-	-	-	-	-	-
EU (Hame) Faiva	6.2.22	FR	-	3	-	70	-	-	3	-	-	-	-	-	-	1
S (Simone) Favaro	4.2.12	FR	9	4	-	606	4	-	9	-	-	-	-	-	-	-
R (Riccardo) Favretto	20.3.21	SC	-	1	-	4	-	-	1	-	-	-	-	-	-	-
SP (Simone) Ferrari	4.2.18	EN	9	3	-	614	-	-	12	-	-	-	-	-	-	-
C (Carlo) Festuccia	15.2.03	WA	11	15	3	1075	5	1	20	1	-	-	-	5	-	-
D (Danilo) Fischetti	1.2.20	WA	9	5	-	681	1	-	13	-	-	-	-	-	-	-
JS (Juan) Francesio	19.2.00	WA	1	1	-	81	-	-	2	-	-	-	-	-	-	-
F (Filippo) Frati	3.2.01	IR	1	1	-	31	-	-	2	-	-	-	-	-	-	-
RJ (Josh) Furno	17.3.12	SC	11	4	-	856	3	-	12	2	-	-	-	10	-	-
A (Alessandro) Fusco	13.2.22	EN	-	4	-	105	1	-	3	-	-	-	-	-	-	-
M (Marco) Fuser	7.2.15	IR	10	3	-	627	2	-	11	1	-	-	-	5	-	-
E (Ezio) Galon	3.2.01	IR	6	3	1	627	1	1	7	1	-	-	-	5	-	-
P (Paolo) Garbisi	24.10.20	IR	12	-	-	886	1	-	11	1	10	-	12	61	-	-
GM (Gonzalo) Garcia	7.2.09	EN	19	4	1	1333	3	-	20	1	-	-	1	8	2	-
O (Ornel) Gega	6.2.16	FR	5	1	-	291	-	-	6	-	-	-	-	-	-	-
Q (Quintin) Geldenhuy	6.2.10	IR	24	5	-	1948	5	-	24	-	-	-	-	-	2	-
LL (Leonardo) Ghiraldini	17.3.07	IR	47	6	1	3229	6	-	47	1	-	-	-	5	1	-
MRG (Mark) Giacheri	2.2.02	FR	6	2	2	399	-	-	8	-	-	-	-	-	-	-
R (Renato) Giammarioli	4.2.18	EN	1	-	-	50	-	-	1	-	-	-	-	-	-	-
D (Davide) Giazzon	3.2.13	FR	2	12	1	360	2	-	12	-	-	-	-	-	1	-
M (Massimo) Giovannelli	5.2.00	SC	1	-	-	80	1	-	-	-	-	-	-	-	-	-
E (Edoardo) Gori	5.2.11	IR	24	8	-	1713	4	-	28	2	-	-	-	10	1	-
C (Craig) Gower	6.2.10	IR	5	-	-	377	1	-	4	-	-	-	1	3	-	-
PR (Paul) Griffen	15.2.04	EN	15	4	5	1175	1	1	17	-	-	-	1	3	-	-
A (Andrea) Gritti	5.2.00	SC	9	-	-	666	1	-	8	-	-	-	-	-	-	-
KJ (Kelly) Haimona	7.2.15	IR	5	3	-	351	1	-	7	-	6	-	6	30	-	-
ST (Toa) Halafih	6.2.22	FR	5	-	-	254	1	-	4	-	-	-	-	-	-	-
J (Jayden) Hayward	4.2.18	EN	8	6	-	810	-	-	14	-	-	-	-	-	-	-
T (Tommaso) Iannone	1.2.14	WA	1	1	1	83	-	-	2	1	-	-	-	5	-	-
G (Giorgio) Intoppa	6.2.05	IR	-	3	1	50	-	-	3	-	-	-	-	-	-	-
MW (Monty) Ioane	6.2.21	FR	10	-	-	762	1	-	9	2	-	-	-	10	1	-
M (Michele) Lamaro	6.2.21	FR	10	-	-	744	1	-	9	-	-	-	-	-	-	-

- INDEX
- ENGLAND
- FRANCE
- IRELAND
- ITALY
- SCOTLAND
- WALES
- OFFICIALS
- HEAD TO HEADS
- RECORDS
- UNDER-20



NAME	6N	DEBUT	ST	REP	SNU	MINS	W	D	L	T	C	PG	DG	PTS	YC	RC
G (Giuseppe) Lanzani	5.2.00	SC	1	3	-	114	1	-	3	-	-	-	-	-	-	-
M (Marco) Lazzaroni	1.2.20	WA	5	3	-	402	-	-	8	-	-	-	-	-	-	-
G (Giovanni) Licata	11.3.18	WA	-	5	-	166	-	-	5	-	-	-	-	-	-	-
A (Andrea) Lo Cicero Vaina	18.3.00	EN	36	13	1	2766	8	1	40	-	-	-	-	-	-	-
A (Andrea) Lovotti	6.2.16	FR	23	3	-	1461	-	-	26	-	-	-	-	-	1	-
A (Alberto) Lucchese	12.3.16	IR	-	2	-	33	-	-	2	-	-	-	-	-	-	-
G (Gianmarco) Lucchesi	24.10.20	IR	3	6	-	212	-	-	9	-	-	-	-	-	-	-
IS (Ian) McKinley	2.2.19	SC	-	4	1	77	-	-	4	-	-	-	-	-	-	-
LJ (Luke) McLean	7.2.09	EN	37	5	1	3124	4	-	38	3	-	-	6	33	-	-
R (Roberto) Mandelli	20.3.04	IR	-	4	-	40	-	-	4	-	-	-	-	-	-	-
A (Andrea) Manici	7.2.15	IR	-	5	-	95	1	-	4	-	-	-	-	-	-	-
A (Andrea) Marcato	2.2.08	IR	7	2	-	488	1	-	8	-	3	1	11	42	-	-
L (Leonardo) Marin	6.2.22	FR	3	2	-	249	1	-	4	-	-	-	-	-	-	-
L (Luca) Martin	5.2.00	SC	9	2	1	709	1	-	10	2	-	-	-	10	1	-
R (Ramiro) Martinez Frugoni	15.2.03	WA	5	-	-	327	1	-	4	-	-	-	-	-	-	-
A (Andrea) Masi	9.3.03	EN	39	6	-	3094	7	-	38	4	-	-	-	20	2	-
M (Matteo) Mazzantini	5.2.00	SC	1	5	7	206	1	-	5	-	-	-	-	-	-	-
F (Francesco) Mazzariol	2.3.02	WA	-	1	-	15	-	-	1	1	-	-	-	5	-	-
G (Giampiero) Mazzi	-	-	-	2	-	-	-	-	-	-	-	-	-	-	-	-
N (Nicola) Mazzucato	1.4.00	FR	10	1	1	747	1	-	10	1	-	-	-	5	-	-
MMS (Maxime) Mbanda	5.2.17	WA	6	10	-	561	-	-	16	-	-	-	-	-	-	-
T (Tommaso) Menoncello	6.2.22	FR	1	-	-	57	-	-	1	1	-	-	-	5	-	-
JG (Johan) Meyer	24.10.20	IR	5	2	-	376	-	-	7	1	-	-	-	5	-	-
M (Matteo) Minozzi	4.2.18	EN	9	-	-	687	-	-	9	5	-	-	-	25	-	-
F (Francesco) Minto	3.2.13	FR	14	5	-	1125	3	-	16	-	-	-	-	-	-	-
JFDA (Jean-Francois) Montauriol	7.2.09	EN	-	1	-	4	-	-	1	-	-	-	-	-	-	-
AC (Alejandro) Moreno	2.2.02	FR	-	2	1	51	-	-	2	-	-	-	-	-	-	-
A (Andrea) Moretti	7.4.02	EN	-	1	3	7	-	-	1	-	-	-	-	-	-	-
F (Federico) Mori	24.10.20	IR	2	5	-	250	-	-	7	-	-	-	-	-	1	-
LER (Luca) Morisi	11.2.12	EN	15	1	-	1123	1	-	15	4	-	-	-	20	-	-
A (Alessandro) Moscardi	5.2.00	SC	15	-	-	1128	1	-	14	-	-	-	-	-	-	-
A (Andrea) Muraro	3.2.01	IR	3	-	-	161	-	-	3	-	-	-	-	-	1	-
SL (Sebastian) Negri da Ollegio	4.2.18	EN	19	2	-	1274	-	-	21	-	-	-	-	-	1	-
I (Ivan) Nemer	6.2.22	FR	-	3	-	121	-	-	3	-	-	-	-	-	-	-
G (Giacomo) Nicotera	12.3.22	SC	2	-	-	103	1	-	1	-	-	-	-	-	-	-
CH (Carlos) Nieto	7.4.02	EN	9	8	-	741	3	1	13	-	-	-	-	-	-	-
LM (Ludovico) Nitoglia	6.2.05	IR	10	-	-	800	-	1	9	-	-	-	-	-	-	-
MD (David) Odiete	6.2.16	FR	4	-	-	296	-	-	4	1	-	-	-	5	-	-
F (Fabio) Ongaro	9.3.03	EN	18	13	2	1281	5	1	25	2	-	-	-	10	1	-
C (Carlo) Orlandi	19.2.00	WA	-	2	3	61	-	-	2	-	-	-	-	-	-	-
S (Silvio) Orlando	15.2.04	EN	-	5	2	134	1	-	4	-	-	-	-	-	-	-
L (Luciano) Orquera	6.2.05	IR	13	9	2	1131	3	-	19	1	8	1	12	60	-	-
E (Edoardo) Padovani	14.2.16	EN	18	4	-	1430	1	-	21	5	-	-	4	37	-	-
G (Guglielmo) Palazzani	14.2.15	EN	4	16	4	433	-	-	20	2	-	-	-	10	1	-
S (Scott) Palmer	22.2.03	IR	1	4	1	137	-	-	5	1	-	-	-	5	-	-
S (Sami) Panico	5.2.17	WA	-	4	-	57	-	-	4	-	-	-	-	-	-	-
C (Tino) Paoletti	5.2.00	SC	6	-	2	359	1	-	5	-	-	-	-	-	-	-
SM (Sergio) Parisse	15.2.04	EN	69	-	-	5443	9	1	59	7	-	1	-	38	1	-
T (Tiziano) Pasquali	4.2.18	EN	2	11	-	377	-	-	13	-	-	-	-	-	-	-
E (Enrico) Patrizio	9.3.08	FR	-	2	1	21	1	-	1	-	-	-	-	-	-	-
AL (Antonio) Pavanello	11.2.12	EN	1	7	-	199	2	-	6	-	-	-	-	-	-	-
R (Roberto) Pedrazzi	2.2.02	FR	4	2	-	314	-	-	6	-	-	-	-	-	-	-
G (Gert) Peens	2.3.02	WA	5	3	-	450	-	-	8	-	3	1	3	18	-	-
AR (Aaron) Persico	5.2.00	SC	21	8	1	1695	3	-	26	1	-	-	-	5	1	-
S (Salvatore) Perugini	4.3.00	IR	26	20	1	2094	6	1	39	-	-	-	-	-	2	-

INDEX
ENGLAND
FRANCE
IRELAND
ITALY
SCOTLAND
WALES
OFFICIALS
HEAD TO HEADS
RECORDS
UNDER-20

NAME	6N	DEBUT	ST	REP	SNU	MIN	W	D	L	T	C	PG	DG	PTS	YC	RC
M (Massimiliano) Perziano	3.3.01	FR	3	-	-	240	-	-	3	1	-	-	-	5	-	-
G (Giovanni) Pettinelli	6.2.22	FR	3	2	-	263	1	-	4	-	-	-	-	-	-	-
RE (Ramiro) Pez	3.2.01	IR	12	6	4	1011	2	1	15	2	14	5	20	113	1	-
M (Matthew) Phillips	2.2.02	FR	9	1	-	667	1	-	9	2	-	-	-	10	1	-
S (Simon) Picone	20.3.04	IR	4	7	5	344	1	-	10	1	-	-	-	5	-	-
C (Corrado) Pilat	18.3.00	EN	2	1	-	139	-	-	3	1	-	-	1	8	-	-
MJ (Matt) Pini	5.2.00	SC	4	-	-	269	1	-	3	-	-	-	-	-	-	-
JJT (Jake) Polledri	17.3.18	SC	7	1	-	549	-	-	8	1	-	-	-	5	1	-
W (Walter) Pozzebon	3.2.01	IR	5	2	1	462	-	-	7	-	-	-	-	-	1	-
A (Andrea) Praticchetti	14.2.16	EN	1	2	-	87	-	-	3	-	-	-	-	-	-	-
M (Matteo) Praticchetti	10.2.07	EN	6	3	-	601	1	-	8	-	-	-	-	-	-	-
G (Giacomo) Preo	4.3.00	IR	-	2	-	2	-	-	2	-	-	-	-	-	-	-
F (Franco) Properzi-Curti	3.3.01	FR	2	1	-	120	-	-	3	-	-	-	-	-	-	-
F (Federico) Pucciariello	16.2.02	SC	2	2	-	165	-	-	4	-	-	-	-	-	-	-
N (Nicola) Quaglio	4.2.18	EN	2	4	-	191	-	-	6	-	-	-	-	-	-	-
R (Roberto) Quartaroli	14.3.09	WA	-	2	-	38	-	-	2	-	-	-	-	-	-	-
JM (Juan Manuel) Queirolo	17.2.01	EN	1	1	4	94	-	-	2	-	-	-	-	-	-	-
G (Nanni) Raineri	3.2.01	IR	10	2	-	733	1	-	11	-	-	-	-	-	-	-
T (Tommaso) Reato	2.2.08	IR	1	2	-	83	-	-	3	-	-	-	-	-	-	-
M (Marco) Riccioni	1.2.20	WA	4	4	-	270	-	-	8	-	-	-	-	-	1	-
D (Daniele) Rimpelli	6.2.21	FR	1	-	-	31	-	-	1	-	-	-	-	-	-	-
MG (Marco) Rivoaro	5.2.00	SC	1	3	-	120	1	-	3	-	-	-	-	-	-	-
M (Michele) Rizzo	25.2.12	IR	3	5	-	281	1	-	7	-	-	-	-	-	-	1
KP (Kaine) Robertson	6.2.05	IR	13	7	-	1034	4	-	16	4	-	-	-	20	-	-
G (Giulio) Rubini	28.2.09	SC	2	1	-	192	-	-	3	-	-	-	-	-	-	-
F (Federico) Ruzza	18.3.17	SC	9	9	-	800	1	-	17	-	-	-	-	-	-	-
J (Jacopo) Sarto	19.3.16	WA	-	1	-	33	-	-	1	-	-	-	-	-	-	-
L (Leonardo) Sarto	1.2.14	WA	15	-	-	1172	-	-	15	4	-	-	-	20	-	-
M (Mario) Savi	12.3.05	EN	-	1	-	23	-	-	1	-	-	-	-	-	-	-
HF (Franco) Sbaraglini	28.2.09	SC	-	2	1	22	-	-	2	-	-	-	-	-	-	-
A (Andrea) Scanavacca	17.2.01	EN	4	1	7	285	1	-	4	2	8	-	6	44	-	-
F (Fabio) Semenzato	12.2.11	EN	5	3	-	409	1	-	7	-	-	-	-	-	-	-
A (Alberto) Sgarbi	10.2.08	EN	10	1	2	734	1	-	10	-	-	-	-	-	-	-
DAS (Dave) Sisi	2.2.19	SC	7	7	-	673	1	-	13	-	-	-	-	-	-	-
JW (Josh) Sole	4.2.06	IR	19	5	-	1482	2	1	21	-	-	-	-	-	-	-
L (Luca) Sperandio	11.3.17	FR	3	3	-	236	-	-	6	1	-	-	-	5	-	-
F (Fabio) Staibano	10.3.07	WA	-	4	-	91	1	-	3	-	-	-	-	-	-	-
AJ (Braam) Steyn	14.2.16	EN	16	7	-	1431	1	-	22	1	-	-	-	5	1	-
AC (Cristian) Stoica	5.2.00	SC	27	1	-	2098	3	1	24	1	-	-	-	5	2	-
T (Tito) Tebaldi	6.2.10	IR	9	1	-	615	1	-	9	1	-	-	-	5	-	-
G (Giulio) Toniolatti	7.2.09	EN	-	4	-	69	1	-	3	-	-	-	-	-	-	-
C (Cherif) Traore	2.2.19	SC	-	8	-	177	1	-	7	-	-	-	-	-	-	-
P (Pietro) Travagli	2.2.08	IR	2	3	-	196	1	-	4	-	-	-	-	-	-	-
L (Laurent) Travers			-	-	1	-	-	-	-	-	-	-	-	-	-	-
L (Laurent) Travini	4.3.00	IR	-	1	-	17	-	-	1	-	-	-	-	-	-	-
A (Alessandro) Troncon	5.2.00	SC	26	1	-	2010	4	-	23	4	-	-	-	20	-	1
J (Jacopo) Trulla	6.2.21	FR	4	-	-	283	-	-	4	-	-	-	-	-	-	-
JL (Jimmy) Tuivaiti	2.2.19	SC	1	2	-	92	-	-	3	-	-	-	-	-	-	-
P (Paolo) Vaccari	2.2.02	FR	7	-	-	482	1	-	6	-	-	-	-	-	-	-
AJ (Dries) van Schalkwyk	6.2.16	FR	3	3	-	267	-	-	6	-	-	-	-	-	-	-
CC (Cornelius) van Zyl	4.2.12	FR	2	-	-	108	-	-	2	-	-	-	-	-	-	-
SL (Steve) Varney	6.2.21	FR	7	-	-	452	-	-	7	-	-	-	-	-	-	-
G (Giovannibattista) Venditti	4.2.12	FR	18	1	-	1433	4	-	15	6	-	-	-	30	-	-
M (Marcello) Violi	18.3.17	SC	7	3	-	508	-	-	10	-	-	-	-	-	-	-
M (Michele) Visentin	28.2.15	SC	1	-	-	80	1	-	-	-	-	-	-	-	-	-

INDEX

ENGLAND

FRANCE

IRELAND

ITALY

SCOTLAND

WALES

OFFICIALS

HEAD TO HEADS

RECORDS

UNDER-20

NAME	6N DEBUT	ST	REP	SNU	MINS	W	D	L	T	C	PG	DG	PTS	YC	RC
W (Wim) Visser	5.2.00	SC	8	1	-	584	1	-	8	1	-	-	5	-	-
RMS (Manoa) Vosawai	20.3.10	WA	1	4	-	161	1	-	4	-	-	-	-	-	-
SN (Samu) Vunisa	14.2.15	EN	2	2	-	198	1	-	3	-	-	-	-	-	-
RS (Rima) Wakarua-Noema	15.2.04	EN	2	2	3	221	1	-	3	-	1	1	2	11	-
M (Maurizio) Zaffiri	8.4.01	WA	4	3	-	333	2	1	4	-	-	-	-	-	-
A (Andrea) Zambonin	13.2.22	EN	-	1	-	9	-	-	1	-	-	-	-	-	-
F (Federico) Zani	1.2.20	WA	-	3	-	40	-	-	3	1	-	-	-	5	1
A (Alessandro) Zanni	25.2.06	FR	45	9	-	3560	8	1	45	1	-	-	-	5	1
C (Cristian) Zanoletti	7.4.02	EN	-	1	1	31	-	-	1	-	-	-	-	-	-
M (Marco) Zanon	16.3.19	FR	4	4	-	372	1	-	7	-	-	-	-	-	-
M (Matteo) Zanusso	6.2.16	FR	-	5	-	76	-	-	5	-	-	-	-	-	-
G (Giosue) Zilocchi	1.2.20	WA	6	7	-	558	1	-	12	-	-	-	-	-	1
N (Nicolas) Zisti	18.3.00	EN	2	-	-	134	-	-	2	-	-	-	-	-	-
M (Manuel) Zuliani	6.2.22	FR	-	3	-	59	-	-	3	-	-	-	-	-	-

ITALY CAPTAINS' LOG (9)

Name	Captain	As captain					As non-captain				
		P	W	D	L	Win %	P	W	D	L	Win %
Alessandro Troncon	2000-03	10	2	-	8	20.0%	17	2	-	15	11.8%
Alessandro Moscardi	2001-02	10	-	-	10	0.0%	5	1	-	4	20.0%
Andrea de Rossi	2004	5	1	-	4	20.0%	10	1	-	9	10.0%
Marco Bortolami	2005-14	16	2	1	13	12.5%	35	5	-	30	14.3%
Sergio Parisse	2008-19	51	6	-	45	11.8%	18	3	1	14	16.7%
Leonardo Ghiraldini	2010-16	7	1	-	6	14.3%	46	5	-	41	10.9%
Martin Castrogiovanni	2013	1	-	-	1	0.0%	59	7	1	51	11.9%
Luca Bigi	2020-21	10	-	-	10	0.0%	9	1	-	8	0.0%
Michele Lamaro	2022	5	1	-	4	20.0%	5	-	-	5	0.0%

ITALY HEAD COACH REGISTER (8)

Name	DOB	Place	Career	P	W	D	L	Win %	GS	TC	CH
BR (Brad) Johnstone	30.7.1950	Auckland (NZ)	2000-02	15	1	-	14	6.7%	-	-	-
JJ (John) Kirwan	16.12.1964	Auckland (NZ)	2003-05	15	2	-	13	13.3%	-	-	-
P (Pierre) Berbizier	17.6.1958	Saint-Gaudens (France)	2006-07	10	2	1	7	20.0%	-	-	-
NVH (Nick) Mallett	30.10.1956	Haileybury (England)	2008-11	20	3	-	17	15.0%	-	-	-
J (Jacques) Brunel	14.1.1954	Courrensan (France)	2012-16	25	4	-	21	16.0%	-	-	-
CMP (Conor) O'Shea	21.10.1970	Limerick (Ireland)	2017-19	15	-	-	15	0.0%	-	-	-
PF (Franco) Smith	29.7.1972	Lichtenburg (S Africa)	2020-21	10	-	-	10	0.0%	-	-	-
KJ (Kieran) Crowley	31.8.1961	Kaponga (NZ)	2022-to date	5	1	-	4	20%	-	-	-



CEO: Mark Dodson

Head coach: Gregor Townsend

Assistant coaches: John Dalziel
Steve Tandy
Pieter De Villiers

Captain: Jamie Ritchie

SCOTLAND IN 2022

P12, W5, L7 (World Rugby Ranking: 7th)

Guinness 6 Nations

Autumn Nations Series

DATE	OPPONENT	VENUE	RESULT	SCORERS
5 Feb	England	BT Murrayfield	W 20-17	Finn Russell(C/2P) Ben White(T) Penalty Try(T)
12 Feb	Wales	Principality Stadium	L 17-20	Finn Russell(4P) Darcy Graham(T)
26 Feb	France	BT Murrayfield	L 17-36	Stuart Hogg(C) Duhan van der Merwe(T) Rory Darge(T) Finn Russell(C/P)
12 Mar	Italy	Stadio Olimpico	W 33-22	Stuart Hogg(T) Sam Johnson(T) Finn Russell(4C) Chris Harris(2T) Darcy Graham(T)
19 Mar	Ireland	Aviva Stadium	L 5-26	Pierre Schoeman(T)
2 Jul	Argentina	San Salvador de Jujuy	L 18-26	Rory Hutchinson(T) Mark Bennett(T) Blair Kinghorn(C/2P)
9 Jul	Argentina	Padre Ernesto Martearena, Salta	W 29-6	Sam Johnson(T) Mark Bennett(T) Matt Fagerson(T) Blair Kinghorn(C/P) Ross Thompson(2C) Hamish Watson(T)
16 Jul	Argentina	Santiago del Estero	L 31-34	Duhan van der Merwe(2T) Ewan Ashman(2T) Blair Kinghorn(4C/P)
29 Oct	Australia	BT Murrayfield	L 15-16	Ollie Smith(T) Blair Kinghorn(T/C/P)
5 Nov	Fiji	BT Murrayfield	W 28-12	Duhan van der Merwe(T) Adam Hastings(T/2C) George Turner(T) Ben White(T) Blair Kinghorn(2C)
13 Nov	New Zealand	BT Murrayfield	L 23-31	Finn Russell(C/3P) Penalty Try(T) Darcy Graham(T)
19 Nov	Argentina	BT Murrayfield	W 52-29	Stuart Hogg(T) Duhan van der Merwe(T) Finn Russell(6C) Sione Tuipulotu(2T) Cameron Redpath(T) Darcy Graham(3T)

INDEX

ENGLAND

FRANCE

IRELAND

ITALY

SCOTLAND

WALES

OFFICIALS

HEAD TO HEADS

RECORDS

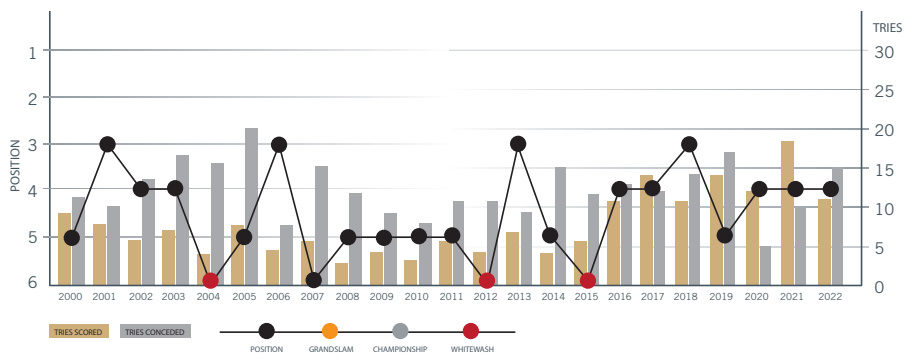
UNDER-20

SCOTLAND RECORDS

SCOTLAND IN THE GUINNESS 6 NATIONS																			
SEASON	POS	W	D	L	Game 1	Game 2	Game 3	Game 4	Game 5	T	C	PG	DG	FOR	T	C	PG	DG	AGST
2000	5	1	0	4	Ita 20-34	Ire 22-44	Fra 16-28	Wal 18-26	Eng 19-13	9	7	11	1	95	12	11	18	3	145
2001	3	2	1	2	Fra 6-16	Wal 28-28	Eng 3-43	Ita 23-19	Ire 32-10	8	5	13	1	92	10	9	13	3	116
2002	4	2	0	3	Eng 3-29	Ita 29-12	Ire 22-43	Fra 10-22	Wal 27-22	6	5	17	0	91	13	9	15	0	128
2003	4	2	0	3	Ire 6-36	Fra 3-38	Wal 30-22	Eng 9-40	Ita 33-25	7	5	12	0	81	17	14	16	0	161
2004	6	0	0	5	Wal 10-23	Eng 13-35	Ita 14-20	Fra 0-31	Ire 16-37	4	3	7	2	53	16	9	16	0	146
2005	5	1	0	4	Fra 9-16	Ire 13-40	Ita 18-10	Wal 22-46	Eng 22-43	8	4	12	0	84	20	14	8	1	155
2006	3	3	0	2	Fra 20-16	Wal 18-28	Eng 18-12	Ire 9-15	Ita 13-10	5	4	13	2	78	7	5	12	0	81
2007	6	1	0	4	Eng 20-42	Wal 21-9	Ita 17-37	Ire 18-19	Fra 19-46	7	6	16	0	95	15	12	17	1	153
2008	5	1	0	4	Fra 6-27	Wal 15-30	Ire 13-34	Eng 15-9	Ita 20-23	3	3	15	1	69	13	11	11	1	123
2009	5	1	0	4	Wal 13-26	Fra 13-22	Ita 26-6	Ire 15-22	Eng 12-26	4	4	17	0	79	9	3	14	3	102
2010	5	1	1	3	Fra 9-18	Wal 24-31	Ita 12-16	Eng 15-15	Ire 23-20	3	1	17	5	83	8	6	16	0	100
2011	5	1	0	4	Fra 21-34	Wal 6-24	Ire 18-21	Eng 16-22	Ita 21-8	6	5	12	2	82	11	9	11	1	109
2012	6	0	0	5	Eng 6-13	Wal 13-27	Fra 17-23	Ire 14-32	Ita 6-13	4	3	10	0	56	11	10	9	2	108
2013	3	2	0	3	Eng 18-38	Ita 34-10	Ire 12-8	Wal 18-28	Fra 16-23	7	6	17	0	98	9	7	16	0	107
2014	5	1	0	4	Ire 6-28	Eng 0-20	Ita 21-20	Fra 17-19	Wal 3-51	4	3	6	1	47	15	12	12	1	138
2015	6	0	0	5	Fra 8-15	Wal 23-26	Ita 19-22	Eng 13-25	Ire 10-40	6	5	11	0	73	12	10	16	0	128
2016	4	2	0	3	Eng 9-15	Wal 23-27	Ita 36-20	Fra 29-18	Ire 25-35	11	8	17	0	122	13	10	10	0	115
2017	4	3	0	2	Ire 27-22	Fra 16-22	Wal 29-13	Eng 21-61	Ita 29-0	14	11	10	0	122	12	11	12	0	118
2018	3	3	0	2	Wal 7-34	Fra 32-26	Eng 25-13	Ire 8-28	Ita 29-27	11	8	10	0	101	14	14	10	0	130
2019	3	1	1	3	Ita 33-20	Ire 13-22	Fra 10-27	Wal 11-18	Eng 38-38	14	10	5	0	105	17	11	6	0	125
2020	4	3	0	2	Ire 12-19	Eng 6-13	Ita 17-0	Fra 28-17	Wal 14-10	7	3	12	0	77	5	5	8	0	59
2021	4	3	0	2	Eng 11-6	Wal 24-25	Ire 24-27	Ita 52-10	Fra 27-23	18	15	6	0	138	10	4	11	0	91
2022	4	2	0	3	Eng 20-17	Wal 17-20	Fra 17-36	Ita 33-22	Ire 5-26	11	7	7	0	92	15	8	9	1	121
		36	3	76						177	131	273	15	2013	284	214	286	17	2759

Grand Slams: 0
 Championships: 0
 Triple Crowns: 0

HOME WIN	AWAY WIN
HOME DRAW	AWAY DRAW
HOME LOSS	AWAY LOSS



SCOTLAND RECORDS

GUINNESS SIX NATIONS TEAM RECORDS		
IN A GAME	HOME	AWAY
Highest Score	52-10 v Italy (Murrayfield) 20.3.21	38-38 v England (Twickenham) 16.3.19
Biggest Win	(42) 52-10 v Italy (Murrayfield) 20.3.21	(17) 29-12 v Italy (Stadio Flaminio) 16.2.02 (17) 17-0 v Italy (Stadio Olimpico) 22.2.20
Highest Score Conceded	(46) 22-46 v Wales (Murrayfield) 13.3.05	(61) 21-61 v England (Twickenham) 11.3.17
Worst Loss	(31) 0-31 v France (Murrayfield) 21.3.04	(48) 3-51 v Wales (Cardiff) 15.3.14
Most Tries	FOR	AGAINST
	8 v Italy (Murrayfield) 20.3.21	7 v England (Twickenham) 19.3.05 7 v Wales (Cardiff) 15.3.14 7 v England (Twickenham) 11.3.17
Most Conversions	6 v Italy (Murrayfield) 20.3.21	7 v England (Twickenham) 11.3.17
Most Penalty Goals	7 v Wales (Murrayfield) 10.2.07	7 v Wales (Murrayfield) 9.3.13
Most Drop Goals	2 v Wales (Cardiff) 13.2.10	3 v Italy (Stadio Flaminio) 5.2.00 3 v Wales (Murrayfield) 17.2.01
IN A SEASON	FOR	AGAINST
Most Tries	18 in 2021	20 in 2005
Most Conversions	15 in 2021	14 in 2003 14 in 2006 14 in 2018
Most Penalty Goals	17 on five occasions	18 in 2000
Most Drop Goals	5 in 2010	3 in 2000 3 in 2001 3 in 2009
Most Points	138 in 2021	161 in 2003
Fewest Tries	3 in 2008 3 in 2010	5 in 2020
Fewest Conversions	1 in 2010	3 in 2009
Fewest Penalty Goals	5 in 2019	6 in 2019
Fewest Drop Goals	0 on fifteen occasions	0 on thirteen occasions
Fewest Points	47 in 2014	59 in 2020
SEQUENCES	BEST WINNING RUN	WORST LOSING RUN
At Home	7 - 13.3.16 to 2.2.19	7 - 9.3.13 to 6.2.16
Away	4 - 22.2.20 to date	9 - 23.2.03 to 11.3.06 9 - 3.2.07 to 27.2.10 9 - 8.3.14 to 13.2.16
Overall	3 - 22.2.20 to date	9 - 8.3.14 to 13.2.16
	LONGEST UNBEATEN RUN	LONGEST WINLESS RUN
At Home	7 - 13.3.16 to 2.2.19	7 - 9.3.13 to 6.2.16
Away	4 - 22.2.20 to date	9 - 23.2.03 to 11.3.06 9 - 3.2.07 to 27.2.10 9 - 8.3.14 to 13.2.16
Overall	3 - 22.2.20 to date	9 - 8.3.14 to 13.2.16
GUINNESS 6 NATIONS PLAYER RECORDS		
	IN A MATCH	IN A SEASON
Most Points	24 Brendan Laney v Italy (Stadio Flaminio) 16.2.02	65 Chris Paterson in 2007
Most Tries	3 Blair Kinghorn v Italy (Murrayfield) 2.2.19	5 Duhan van der Merwe in 2021
Most Conversions	6 Stuart Hogg v Italy (Murrayfield) 20.3.21	8 Finn Russell in 2017 8 Stuart Hogg in 2021
Most Penalty Goals	7 Chris Paterson v Wales (Murrayfield) 10.2.07	17 Greig Laidlaw 2013
Most Drop Goals	2 Dan Parks v Wales (Cardiff) 13.2.10	5 Dan Parks in 2010
Scoring in Every Way	no instance	-



SCOTLAND RECORDS

GUINNESS SIX NATIONS CAREER RECORDS		
MOST APPEARANCES	MOST POINTS	MOST TRIES
55 (42+13) - Ross Ford (2006-17)	403 - Chris Paterson (2000-11)	15 - Stuart Hogg (2012-21)
53 (49+4) - Chris Paterson (2000-11)	290 - Greig Laidlaw (2012-19)	7 - Huw Jones (2017-21)
51 (50+1) - Stuart Hogg (2012-22)	142 - Finn Russell (2015-22)	7 - Darcy Graham (2019-22)
45 (41+4) - Sean Lamont (2005-16)	107 - Stuart Hogg (2012-22)	7 - Chris Paterson (2000-11)
40 (21+19) - Chris Cusiter (2004-14)	97 - Dan Parks (2004-12)	6 - Sean Maitland (2013-20)
39 (38+1) - Scott Murray (2000-07)	60 - Brendan Laney (2002-04)	6 - Sean Lamont (2005-16)
39 (19+20) - Mike Blair (2003-12)	56 - Duncan Hodge (2000-02)	6 - Duhan van der Merwe (2020-22)
38 (38+0) - Simon Taylor (2001-09)	45 - Adam Hastings (2019-21)	5 - Tommy Seymour (2014-19)
37 (33+4) - Greig Laidlaw (2012-19)	39 - Kenny Logan (2000-03)	5 - Tim Visser (2013-17)
36 (33+3) - John Barclay (2008-18)		4 - by six players

SCOTLAND PLAYER INDEX (187)

NAME	6N DEBUT	ST	REP	SNU	MINS	W	D	L	T	C	PG	DG	PTS	YC	RC
AG (Alex) Allan	23.2.19	FR	-	1	-	15	-	-	1	-	-	-	-	-	-
JAA (Joe) Ansbro	5.2.11	FR	4	-	-	251	1	-	3	-	-	-	-	-	-
A (Adam) Ashe	14.3.15	EN	1	1	-	81	-	-	2	-	-	-	-	-	-
JA (John) Barclay	3.2.08	FR	33	3	-	2492	11	1	24	3	-	-	-	15	3
JD (Josh) Bayliss	19.3.22	IR	-	1	-	18	-	-	1	-	-	-	-	-	-
JW (Johnnie) Beattie	17.3.07	FR	17	3	-	1185	4	1	15	1	-	-	-	5	1
RS (Ross) Beattie	22.3.03	EN	-	2	1	52	1	-	1	-	-	-	-	-	-
MS (Mark) Bennett	7.2.15	FR	8	5	1	690	2	-	11	2	-	-	-	10	-
S (Simon) Berghan	12.2.17	FR	5	11	2	555	7	1	8	-	-	-	-	-	1
G (Graeme) Beveridge			-	-	6	-	-	-	-	-	-	-	-	-	-
J (Jamie) Bhatti	3.2.18	WA	-	9	-	216	5	-	4	-	-	-	-	-	-
MRL (Mike) Blair	23.2.03	FR	19	20	4	1773	9	-	30	1	-	-	-	5	-
MDB (Magnus) Bradbury	23.2.19	FR	6	4	-	559	4	1	5	1	-	-	-	5	-
SJ (Steve) Brotherstone	4.3.00	FR	3	-	-	240	1	-	2	-	-	-	-	-	-
FJM (Fraser) Brown	7.2.15	FR	9	13	-	684	7	1	14	1	-	-	-	5	1
KDR (Kelly) Brown	3.2.07	EN	24	7	-	1813	7	1	23	1	-	-	-	5	-
AJ (Alan) Bulloch	4.2.01	FR	1	1	3	86	-	-	2	-	-	-	-	-	-
GC (Gordon) Bulloch	5.2.00	IT	27	1	-	2072	7	1	20	3	-	-	-	15	-
BJ (Ben) Cairns	8.2.09	WA	1	-	-	52	-	-	1	-	-	-	-	-	-
DA (David) Callam	3.2.07	EN	5	1	-	340	1	-	5	-	-	-	-	-	-
DMC (Dave) Cherry	6.2.21	EN	1	4	-	110	3	-	2	3	-	-	-	15	-
ACRO (Andy) Christie	26.2.22	FR	-	1	-	37	-	-	1	-	-	-	-	-	-
BA (Blair) Cowan	7.2.15	FR	5	2	-	424	-	-	7	-	-	-	-	-	-
A (Andy) Craig	16.2.03	IR	8	2	-	685	3	-	7	2	-	-	-	10	-
AI (Alex) Craig	20.3.21	IT	-	2	-	23	2	-	-	-	-	-	-	-	-
JM (James) Craig	17.2.01	WA	1	2	-	66	1	1	1	-	-	-	-	-	-
GDS (Geoff) Cross	8.2.09	WA	10	14	1	806	4	1	19	-	-	-	-	-	3
S (Simon) Cross			-	-	1	-	-	-	-	-	-	-	-	-	-
SJ (Scott) Cummings	1.2.20	IR	8	-	-	581	4	-	4	-	-	-	-	-	-
CP (Chris) Cusiter	14.2.04	WA	21	19	2	1586	8	1	31	-	-	-	-	-	-
JE (Jack) Cuthbert			-	-	2	-	-	-	-	-	-	-	-	-	-
SCJ (Simon) Danielli	14.2.04	WA	15	4	-	1113	3	1	15	2	-	-	-	10	-
RNB (Rory) Darge	12.2.22	WA	3	1	-	258	1	-	3	1	-	-	-	5	-
AME (Allan) Dell	4.2.17	IR	7	9	-	610	7	1	8	-	-	-	-	-	-
NJ (Nick) de Luca	3.2.08	FR	10	9	-	959	3	1	15	1	-	-	-	5	2
DK (David) Denton	4.2.12	EN	13	8	-	1177	6	-	15	-	-	-	-	-	-
RE (Rob) Dewey	3.2.07	EN	4	1	-	335	1	-	4	2	-	-	-	10	-
AG (Alasdair) Dickinson	8.3.08	EN	14	11	-	1255	6	-	19	-	-	-	-	-	-
M.P. (Marcus) di Rollo	5.2.06	FR	8	1	-	576	4	-	5	-	-	-	-	-	-

INDEX

ENGLAND

FRANCE

IRELAND

ITALY

SCOTLAND

WALES

OFFICIALS

HEAD TO HEADS

RECORDS

UNDER-20

NAME	6N DEBUT	ST	REP	SNU	MINS	W	D	L	T	C	PG	DG	PTS	YC	RC
BAF (Bruce) Douglas	16.2.03	IR	15	5	-	1096	6	-	14	1	-	-	5	-	-
AJ (Alex) Dunbar	2.2.14	IR	15	-	-	1134	5	-	10	4	-	-	20	2	-
JPA (Jon) Dunbar	5.2.05	FR	-	2	2	6	1	-	1	-	-	-	-	-	-
CG (Cornell) du Preez	11.3.17	EN	1	4	-	131	2	-	3	-	-	-	-	-	-
MB (Max) Evans	8.2.09	WA	17	9	2	1574	4	1	21	3	-	-	15	1	-
TH (Thom) Evans	14.2.09	FR	6	-	-	387	1	-	5	1	-	-	5	-	-
MJ (Matt) Fagerson	22.2.20	IT	8	1	-	564	5	-	4	-	-	-	-	-	-
ZJR (Zander) Fagerson	6.2.16	EN	18	4	1	1217	12	-	10	-	-	-	-	-	1
DJ (Dougie) Fife	15.3.14	WA	3	1	-	280	-	-	4	1	-	-	5	-	-
RW (Ross) Ford	12.2.06	WA	42	13	1	3056	13	1	41	-	-	-	-	-	-
CC (Chris) Fusaro	8.2.14	EN	2	-	-	133	1	-	1	-	-	-	-	-	-
GS (Grant) Gilchrist	16.3.13	FR	18	3	-	1317	10	1	10	-	-	-	-	-	-
PJ (Phil) Godman	10.2.07	WA	8	2	2	594	2	1	7	-	1	4	14	1	-
D (Darcy) Graham	23.2.19	FR	11	2	-	847	5	1	7	7	-	-	35	-	-
G (Gary) Graham	2.2.19	IT	-	4	-	82	2	-	2	-	-	-	-	-	-
G (George) Graham	19.2.00	IR	-	7	-	145	3	-	4	1	-	-	5	-	-
R (Ryan) Grant	2.2.13	EN	11	2	-	699	3	-	10	-	-	-	-	1	-
JD (Jonny) Gray	8.2.14	EN	31	2	-	2364	11	1	21	-	-	-	-	-	-
RJ (Richie) Gray	7.2.10	FR	27	7	-	2174	11	-	23	2	-	-	10	-	-
SD (Scott) Gray	8.2.09	WA	1	3	1	140	1	-	3	1	-	-	5	-	-
NJ (Nick) Grigg	24.2.18	EN	4	2	-	312	2	1	3	-	-	-	-	-	-
SB (Stuart) Grimes	5.2.00	IT	19	10	1	1645	7	1	21	-	-	-	-	-	-
A (Alex) Grove			-	-	1	-	-	-	-	-	-	-	-	-	-
NI (Nick) Haining	1.2.20	IR	4	3	-	278	3	-	4	-	-	-	-	-	-
DWH (Dougie) Hall	5.2.06	FR	8	10	1	654	6	-	12	-	-	-	-	-	-
JL (Jim) Hamilton	3.2.07	EN	29	6	-	1943	5	1	29	-	-	-	-	1	-
JJ (John) Hardie	6.2.16	EN	6	1	-	403	3	-	4	1	-	-	5	-	-
RJ (Rob) Harley	9.2.13	IT	7	3	-	605	2	-	8	-	-	-	-	-	-
CJ (Chris) Harris	3.2.18	WA	13	5	1	1012	9	1	8	4	-	-	20	-	-
AR (Adam) Hastings	2.2.19	IT	4	7	-	470	6	1	4	1	5	-	10	45	-
AR (Andrew) Henderson	22.9.01	IR	15	7	2	1314	5	-	17	1	-	-	5	-	-
SP (Sam) Hidalgo-Clyne	7.2.15	FR	-	6	3	48	-	-	6	-	-	-	-	-	-
DIW (Dave) Hilton	5.2.00	IT	-	3	-	22	-	-	3	-	-	-	-	-	-
NJ (Nathan) Hines	8.3.03	WA	18	16	1	1641	8	1	25	-	-	-	-	2	-
BG (Ben) Hinshelwood	14.2.04	WA	3	1	2	192	1	-	3	-	-	-	-	-	-
DW (Duncan) Hodge	4.3.00	FR	6	4	5	565	4	1	5	1	3	1	14	56	-
J (Jamie) Hodgson	26.2.22	FR	-	2	-	24	1	-	1	-	-	-	-	-	-
AA (Ally) Hogg	14.2.04	WA	18	7	-	1605	6	-	19	2	-	-	10	-	-
SW (Stuart) Hogg	12.2.12	WA	50	1	-	3813	20	-	31	16	9	-	3	107	1
G (George) Horne	1.2.20	IR	-	3	1	61	2	-	1	-	-	-	-	-	-
P (Pete) Horne	7.2.15	FR	6	7	-	643	5	-	8	1	-	-	5	-	-
RJF (Rory) Hutchinson	1.2.20	IR	-	2	1	26	1	-	1	-	-	-	-	-	-
RJH (Ruaridh) Jackson	5.2.11	FR	6	6	1	516	3	-	9	-	2	1	7	-	-
AF (Allan) Jacobsen	6.3.04	IT	23	7	-	1801	5	1	24	-	-	-	-	1	-
SM (Sam) Johnson	2.2.19	IT	14	-	-	1003	7	1	6	4	-	-	20	-	-
HRF (Huw) Jones	4.2.17	IR	15	4	-	1094	10	-	9	7	-	-	35	-	-
L (Lee) Jones	4.2.12	EN	4	1	-	310	-	-	5	1	-	-	5	-	-
ED (Ed) Kalman	12.2.12	WA	-	2	-	41	-	-	2	-	-	-	-	-	-
OR (Oli) Keble	31.10.20	WA	-	5	-	103	3	-	2	-	-	-	-	-	-
AD (Alastair) Kellock	5.2.06	FR	15	11	1	1397	8	1	17	1	-	-	5	-	-
G (Gavin) Kerr	16.2.03	IR	15	12	1	1273	6	-	21	-	-	-	-	-	-
JA (Jake) Kerr	2.2.19	IT	-	1	-	17	1	-	-	-	-	-	-	-	-
BS (Blair) Kinghorn	24.2.18	EN	10	4	3	851	5	-	9	4	-	-	20	-	-
GD (Greig) Laidlaw	4.2.12	EN	33	4	-	2423	10	1	26	1	36	-	71	290	-
RP (Rory) Lamont	13.3.05	WA	9	3	-	657	1	-	11	1	-	-	5	1	-
SF (Sean) Lamont	5.2.05	FR	41	4	1	3299	11	1	33	6	-	-	30	1	-

INDEX

ENGLAND

FRANCE

IRELAND

ITALY

SCOTLAND

WALES

OFFICIALS

HEAD TO HEADS

RECORDS

UNDER-20



NAME	6N DEBUT	ST	REP	SNU	MINS	W	D	L	T	C	PG	DG	PTS	YC	RC	
BJ (Brendan) Laney	2.2.02	EN	10	1	1	757	2	-	9	1	5	-	15	60	-	-
JA (James) Lang	31.10.20	WA	2	-	-	151	1	-	1	-	-	-	-	-	-	-
RGM (Rory) Lawson	3.2.07	EN	5	7	2	365	3	1	8	-	-	-	-	-	-	-
S (Scott) Lawson	5.2.06	FR	5	16	5	566	5	1	15	-	-	-	-	-	1	-
DJ (Derrick) Lee	6.3.04	IT	1	2	-	61	-	-	3	-	-	-	-	-	1	-
JA (John) Leslie	5.2.00	IT	10	-	-	663	3	1	6	1	-	-	-	5	-	-
MD (Martin) Leslie	5.2.00	IT	13	2	1	973	4	1	10	3	-	-	-	15	1	-
KM (Kenny) Logan	5.2.00	IT	13	2	1	1032	4	1	10	2	4	-	7	39	1	-
SL (Shaun) Longstaff	5.2.00	IT	2	-	-	160	-	-	2	-	-	-	-	-	-	-
MJ (Moray) Low	14.2.09	FR	6	10	4	502	5	-	11	-	-	-	-	-	-	-
P (Pat) MacArthur	2.2.14	IR	-	1	1	12	-	-	1	-	-	-	-	-	-	-
M (Murray) McCallum	3.2.18	WA	-	1	-	15	-	-	1	-	-	-	-	-	-	-
AR (Alan) MacDonald	13.2.10	WA	-	3	1	45	1	1	1	-	-	-	-	-	-	-
B (Ben) MacDougall	12.2.06	WA	1	-	-	67	-	-	1	-	-	-	-	-	-	-
B (Byron) McGuigan	3.2.18	WA	2	2	-	206	1	1	2	-	-	-	-	-	-	-
GR (Gordon) McIlwham	2.4.00	EN	-	5	-	142	2	1	2	-	-	-	-	-	-	-
S (Stuart) McNally	6.2.16	EN	12	12	-	1047	11	1	12	3	-	-	-	15	-	-
JG (Jamy) McLaren	5.2.00	IT	13	2	1	1067	6	1	8	2	-	-	-	10	2	-
SJ (Scott) Macleod	5.2.06	FR	4	5	-	326	3	-	6	-	-	-	-	-	-	-
SD (Sean) Maitland	2.2.13	EN	23	1	-	1683	10	1	13	6	-	-	-	30	-	-
CG (Cameron) Mather	4.3.00	FR	3	1	1	206	-	-	4	-	-	-	-	-	-	-
MJM (Jamie) Mayer	5.2.00	IT	2	-	1	160	-	-	2	-	-	-	-	-	-	-
GH (Glenn) Metcalfe	5.2.00	IT	15	1	1	1210	6	-	10	1	-	-	-	5	1	-
R (Richard) Metcalfe	2.4.00	EN	4	-	1	214	1	1	2	-	-	-	-	-	1	-
CC (Craig) Moir	18.3.00	WA	2	-	-	160	1	-	1	-	-	-	-	-	-	-
GA (Graeme) Morrison	9.2.08	WA	15	1	1	1181	3	1	12	-	-	-	-	-	-	-
AL (Andrew) Mower	16.2.02	IT	6	-	-	437	3	-	3	-	-	-	-	-	2	-
CA (Cammie) Murray	4.2.01	FR	3	1	-	254	1	1	2	-	-	-	-	-	-	-
EA (Euan) Murray	3.2.07	EN	28	4	1	2080	6	1	25	1	-	-	-	5	-	-
S (Scott) Murray	5.2.00	IT	38	1	-	2747	11	1	27	-	-	-	-	-	-	1
WP (Willem) Nel	6.2.16	EN	11	11	-	901	10	1	11	-	-	-	-	-	1	-
AD (Andy) Nicol	19.2.00	IR	6	2	3	463	2	1	5	1	-	-	-	5	-	-
DA (Dan) Parks	14.2.04	WA	22	9	1	1749	7	1	23	-	2	9	22	97	-	-
CD (Chris) Paterson	4.3.00	FR	49	4	-	3993	15	1	37	7	34	1	99	403	-	-
JM (Jon) Petrie	4.2.01	FR	6	12	6	636	6	1	11	1	-	-	-	5	1	-
TK (Tom) Philip	14.2.04	WA	5	-	-	393	-	-	5	-	-	-	-	-	-	-
AC (Budge) Pountney	5.2.00	IT	14	-	-	1120	4	1	9	1	-	-	-	5	2	-
AW (Ali) Price	12.2.17	FR	20	9	1	1528	14	1	14	1	-	-	-	5	-	-
HB (Henry) Pyrgos	2.2.13	EN	-	6	3	124	3	-	3	-	-	-	-	-	-	-
DA (D'arcy) Rae	9.2.19	IR	-	1	-	11	-	-	1	-	-	-	-	-	-	-
BW (Bryan) Redpath	5.2.00	IT	14	2	3	1113	6	-	10	1	-	-	-	5	-	-
C (Cameron) Redpath	6.2.21	EN	1	1	-	82	1	-	1	-	-	-	-	-	-	-
G (Gordon) Reid	7.2.15	FR	8	7	1	562	6	1	8	1	-	-	-	5	-	-
SJ (Stuart) Reid	5.2.00	IT	2	2	1	156	1	-	3	-	-	-	-	-	-	-
RM (Ross) Rennie	23.2.08	IR	5	3	-	444	-	-	8	-	-	-	-	-	-	-
JT (Jamie) Ritchie	2.2.19	IT	14	-	-	1050	8	-	6	-	-	-	-	-	-	-
G (Gordon) Ross	16.2.03	IR	3	7	5	326	5	-	5	-	1	2	9	-	-	-
FA (Finn) Russell	7.2.15	FR	31	1	-	2206	14	1	17	4	25	-	24	142	4	1
RR (Robbie) Russell	19.2.00	IR	-	11	10	86	4	-	7	-	-	-	-	-	-	-
P (Pierre) Schoeman	5.2.22	EN	4	1	-	289	2	-	3	1	-	-	-	5	-	-
GW (Gavin) Scott			-	-	1	-	-	-	-	-	-	-	-	-	-	-
MCM (Matt) Scott	10.3.12	IR	12	5	-	1018	4	-	13	2	-	-	-	10	-	-
SJ (Steve) Scott	17.3.01	IT	-	2	5	3	2	-	-	-	-	-	-	-	-	-
TSF (Tommy) Seymour	8.2.14	EN	25	-	-	1775	10	-	15	5	-	-	-	25	-	-
AG (Graham) Shiel	19.2.00	IR	1	-	1	80	-	-	1	-	-	-	-	-	-	-
GL (Gordon) Simpson	5.2.00	IT	3	-	-	174	1	-	2	-	-	-	-	-	-	-
SGM (Sam) Skinner	2.2.19	IT	7	3	-	515	6	1	3	-	-	-	-	-	-	-

INDEX

ENGLAND

FRANCE

IRELAND

ITALY

SCOTLAND

WALES

OFFICIALS

HEAD TO HEADS

RECORDS

UNDER-20

NAME	6N DEBUT	ST	REP	SNU	MINS	W	D	L	T	C	PG	DG	PTS	YC	RC
CJ (Craig) Smith	5.2.06	FR	-	7	-	155	4	-	3	-	-	-	-	-	-
TJ (Tom) Smith	5.2.00	IT	27	-	-	2079	8	1	18	3	-	-	15	-	-
HFG (Hugo) Southwell	5.2.05	FR	26	3	1	1942	8	1	20	2	-	-	10	-	-
JF (Jon) Steel	22.9.01	IR	1	-	1	80	1	-	-	-	-	-	-	-	-
SK (Scott) Steele	31.10.20	WA	1	3	2	90	3	-	1	1	-	-	5	-	-
MJ (Mattie) Stewart	5.2.00	IT	15	-	-	909	5	1	9	-	-	-	-	-	-
KD (Kyle) Steyn	8.3.20	FR	2	1	-	173	2	-	1	-	-	-	-	-	-
JZ (Josh) Strauss	27.2.16	IT	6	4	-	547	4	1	5	-	-	-	-	-	-
AK (Alasdair) Strokosch	23.2.08	IR	11	6	-	938	3	-	14	-	-	-	-	-	-
R (Rory) Sutherland	19.3.16	IR	11	2	2	673	7	-	6	-	-	-	-	-	-
TJM (Tim) Swinson	2.2.14	IR	5	14	2	586	6	-	13	1	-	-	5	-	-
DM (Duncan) Taylor	2.2.14	IR	5	4	1	426	3	-	6	2	-	-	10	-	-
SM (Simon) Taylor	3.3.01	EN	38	-	-	2922	13	-	25	4	-	-	20	3	-
BN (Blade) Thomson	31.10.20	WA	2	-	-	67	1	-	1	-	-	-	-	-	-
FMA (Fergus) Thomson	3.2.08	FR	1	4	-	136	1	-	4	-	-	-	-	-	-
GA (Greig) Tonks	28.2.15	IT	-	3	1	51	-	-	3	-	-	-	-	-	-
B (Ben) Toolis	28.2.15	IT	4	6	2	404	3	1	6	-	-	-	-	1	-
GPJ (Gregor) Townsend	5.2.00	IT	17	1	-	1297	7	-	11	2	2	1	1	20	-
SI (Sione) Tuipulotu	5.2.22	EN	2	2	-	175	2	-	2	-	-	-	-	-	-
GE (George) Turner	6.2.21	EN	7	3	-	511	5	-	5	-	-	-	-	-	-
KN (Kevin) Utterson	23.2.03	FR	2	1	2	156	1	-	2	-	-	-	-	-	-
D (Duhan) van der Merwe	31.10.20	WA	8	1	-	654	5	-	4	6	-	-	30	-	-
J (Jaco) van der Walt	20.3.21	IT	-	1	2	25	1	-	-	-	-	-	-	-	-
BJ (Ben) Vellacott	12.3.22	IT	-	1	-	5	1	-	-	-	-	-	-	-	-
RJ (Richie) Vernon	5.2.11	FR	1	7	-	231	1	-	7	-	-	-	-	-	-
TJW (Tim) Visser	2.2.13	EN	13	1	-	1041	6	-	8	5	-	-	25	-	-
N (Nikki) Walker	10.2.07	WA	9	2	-	741	3	-	8	2	-	-	10	-	-
HFW (Hamish) Watson	28.2.15	IT	24	3	-	1980	14	1	12	1	-	-	5	1	-
SL (Simon) Webster	14.2.04	WA	10	7	-	853	6	-	11	2	-	-	10	-	-
D (Duncan) Weir	26.2.12	FR	8	8	5	724	5	-	11	-	3	1	1	12	-
GW (Doddie) Weir	5.2.00	IT	1	2	1	108	-	-	3	-	-	-	-	-	-
JS (Jon) Welsh	17.3.12	IT	2	1	2	175	-	-	3	1	-	-	5	-	-
BJ (Ben) White	5.2.22	EN	-	4	-	87	1	-	3	1	-	-	5	1	-
JPR (Jason) White	2.4.00	EN	29	5	1	2205	11	-	23	1	-	-	5	-	-
R (Ryan) Wilson	9.3.13	WA	16	6	-	1231	11	-	11	-	-	-	-	-	-

INDEX

ENGLAND

FRANCE

IRELAND

ITALY

SCOTLAND

WALES

OFFICIALS

HEAD TO HEADS

RECORDS

UNDER-20

SCOTLAND CAPTAINS' LOG (16)

Name	Captain	As captain					As non-captain				
		P	W	D	L	Win %	P	W	D	L	Win %
John Leslie	2000	3	-	-	3	0.0%	7	3	1	3	42.9%
Bryan Redpath	2000-03	10	4	-	6	40.0%	6	2	-	4	33.3%
Andy Nicol	2000-01	4	1	1	2	25.0%	4	1	-	3	25.0%
Budge Pountney	2001-02	3	2	-	1	66.7%	11	2	1	8	18.2%
Chris Paterson	2004-07	10	1	-	9	10.0%	43	14	1	28	32.6%
Gordon Bulloch	2005	5	1	-	4	20.0%	23	6	1	16	26.1%
Jason White	2006-08	7	3	-	4	42.9%	27	8	-	19	29.6%
Mike Blair	2008-09	8	2	-	6	25.0%	31	7	-	24	22.6%
Chris Cusiter	2010	5	1	1	3	20.0%	35	7	-	28	20.0%
Alastair Kellock	2011	5	1	-	4	20.0%	21	7	1	13	33.3%
Ross Ford	2012	5	-	-	5	0.0%	50	13	1	36	26.0%
Kelly Brown	2013-14	8	2	-	6	25.0%	23	5	1	17	21.7%
Greig Laidlaw	2014-19	16	5	-	11	31.3%	21	5	1	15	23.8%
John Barclay	2017-18	9	5	-	4	55.6%	27	6	1	20	22.2%
Stuart McNally	2019	2	-	1	1	0.0%	22	11	-	11	50.0%
Stuart Hogg	2020-22	15	8	-	7	53.3%	36	12	-	24	33.3%

SCOTLAND HEAD COACH REGISTER (7)

Name	DOB	Place	Career	P	W	D	L	Win %	GS	TC	CH
IR (Ian) McGeechan	30.10.1946	Leeds (England)	2000-03	20	7	1	12	35.0%	-	-	-
M (Matt) Williams	1960	New South Wales (Australia)	2004-05	10	1	-	9	10.0%	-	-	-
F (Frank) Hadden	14.6.1954	Dundee	2006-09	20	6	-	14	30.0%	-	-	-
RA (Andy) Robinson	3.4.1964	Taunton (England)	2010-12	15	2	1	12	13.3%	-	-	-
S (Scott) Johnson	19.8.1962	Sydney (Australia)	2013-14	10	3	-	7	30.0%	-	-	-
AV (Vern) Cotter	27.1.1963	Devonport (NZ)	2015-17	15	5	-	10	33.3%	-	-	-
GPJ (Gregor) Townsend	26.4.1973	Edinburgh	2018-to date	25	12	1	12	48.0%	-	-	-



CEO:	Steve Phillips
Head coach:	Warren Gatland
Assistant coaches:	Mike Forshaw Jonathan Humphreys Neil Jenkins Alex King Jonathan Thomas
Captain:	Ken Owens

WALES IN 2022

P12, W3, L9 (World Rugby Ranking: 9th)

Guinness 6 Nations
Autumn Nations Series

DATE	OPPONENT	VENUE	RESULT	SCORERS
5 Feb	Ireland	Aviva Stadium	L 7-29	Callum Sheedy(C) Taine Basham(T)
12 Feb	Scotland	Principality Stadium	W 20-17	Tomas Francis(T) Dan Biggar(D/4P)
26 Feb	England	Twickenham Stadium	L 19-23	Josh Adams(T) Dan Biggar(2C) Kieran Hardy(T) Nick Tompkins(T)
11 Mar	France	Principality Stadium	L 9-13	Dan Biggar(3P)
19 Mar	Italy	Principality Stadium	L 21-22	Josh Adams(T) Dewi Lake(T) Dan Biggar(3C) Owen Watkin(T)
2 Jul	South Africa	Loftus Versfeld, Pretoria	L 29-32	Dewi Lake(T) Louis Rees-Zammit(2T) Dan Biggar(C/D/3P)
9 Jul	South Africa	Toyota Stadium, Bloemfontein	W 13-12	Gareth Anscombe(C/P) Josh Adams(T) Dan Biggar(P)
16 Jul	South Africa	DHL Stadium, Cape Town	L 14-30	Dan Biggar(3P) Tommy Reffell(T)
5 Nov	New Zealand	Principality Stadium	L 23-55	Gareth Anscombe(2C/3P) Rio Dyer(T) Justin Tipuric(T)
12 Nov	Argentina	Principality Stadium	W 20-13	Gareth Anscombe(2C/P) Tomos Williams(T) Taulupe Faletau(T) Rhys Priestland(P)
19 Nov	Georgia	Principality Stadium	L 12-13	Jac Morgan(2T) Rhys Priestland(C)
26 Nov	Australia	Principality Stadium	L 34-39	Gareth Anscombe(4C/2P) Taulupe Faletau(T) Rio Dyer(T) Jac Morgan(2T)

- INDEX
- ENGLAND
- FRANCE
- IRELAND
- ITALY
- SCOTLAND
- WALES
- OFFICIALS
- HEAD TO HEADS
- RECORDS
- UNDER-20

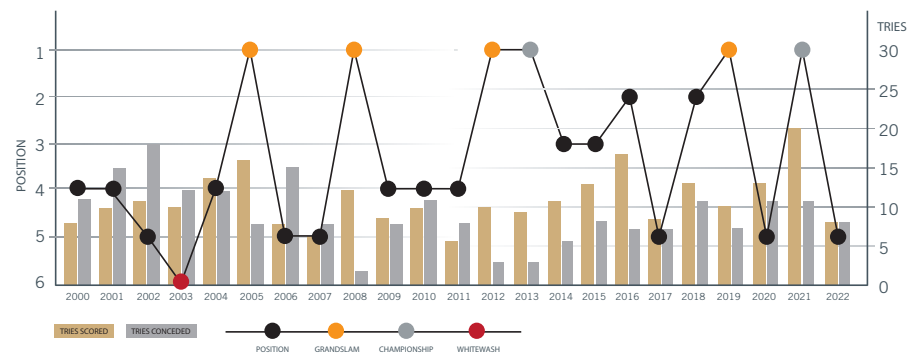
WALES RECORDS

WALES IN THE GUINNESS 6 NATIONS

SEASON	POS	W	D	L	Game 1	Game 2	Game 3	Game 4	Game 5	T	C	PG	DG	FOR	T	C	PG	DG	AGST
2000	4	3	0	2	Fra 3-36	Ita 47-16	Eng 12-46	Sco 26-18	Ire 23-19	8	7	18	1	111	12	9	17	2	135
2001	4	2	1	2	Eng 15-44	Sco 28-28	Fra 43-35	Ita 33-23	Ire 6-36	10	9	14	5	125	15	11	22	1	166
2002	5	1	0	4	Ire 10-54	Fra 33-37	Ita 44-20	Eng 10-50	Sco 22-27	11	11	14	0	119	18	13	22	2	188
2003	6	0	0	5	Ita 22-30	Eng 9-26	Sco 22-30	Ire 24-25	Fra 5-33	10	7	5	1	82	13	11	14	5	144
2004	4	2	0	3	Sco 23-10	Ire 15-36	Fra 22-29	Eng 21-31	Ita 44-10	14	8	13	0	125	13	9	10	1	116
2005	1	5	0	0	Eng 11-9	Ita 38-8	Fra 24-18	Sco 46-22	Ire 32-20	17	12	12	2	151	8	5	8	1	77
2006	5	1	1	3	Eng 13-47	Sco 28-18	Ire 3-31	Ita 18-18	Fra 16-21	9	7	7	0	80	15	9	14	0	135
2007	5	1	0	4	Ire 9-19	Sco 9-21	Fra 21-32	Ita 20-23	Eng 27-18	7	6	12	1	86	9	7	17	1	113
2008	1	5	0	0	Eng 26-19	Sco 30-15	Ita 47-8	Ire 16-12	Fra 29-12	13	13	19	0	148	2	1	17	1	66
2009	4	3	0	2	Sco 26-13	Eng 23-15	Fra 16-21	Ita 20-15	Ire 15-17	8	3	17	1	100	7	5	10	2	81
2010	4	2	0	3	Eng 17-30	Sco 31-24	Fra 20-26	Ire 12-27	Ita 33-10	10	9	15	0	113	11	7	13	3	117
2011	4	3	0	2	Eng 19-26	Sco 24-6	Ita 24-16	Ire 19-13	Fra 9-28	6	4	18	1	95	8	5	13	0	89
2012	1	5	0	0	Ire 23-21	Sco 27-13	Eng 19-12	Ita 24-3	Fra 16-9	10	7	15	0	109	3	2	13	0	58
2013	1	4	0	1	Ire 22-30	Fra 16-6	Ita 26-9	Sco 28-18	Eng 30-3	9	7	20	1	122	3	3	15	0	66
2014	3	3	0	2	Ita 23-15	Ire 3-26	Fra 27-6	Eng 18-29	Sco 51-3	11	8	17	0	122	6	5	13	0	79
2015	3	4	0	1	Eng 16-21	Sco 23-26	Fra 20-13	Ire 23-16	Ita 61-20	13	9	19	2	146	8	7	13	0	93
2016	2	3	1	1	Ire 16-16	Sco 27-23	Fra 19-10	Eng 21-25	Ita 67-14	17	16	11	0	150	7	7	13	0	88
2017	5	2	0	3	Ita 33-7	Eng 16-21	Sco 13-29	Ire 22-9	Fra 18-20	8	7	16	0	102	7	6	13	0	86
2018	2	3	0	2	Sco 34-7	Eng 6-12	Ire 27-37	Ita 38-14	Fra 14-13	13	12	10	0	119	11	8	3	1	83
2019	1	5	0	0	Fra 24-19	Ita 26-15	Eng 21-13	Sco 18-11	Ire 25-7	10	8	16	0	114	7	3	7	1	65
2020	5	1	0	4	Ita 42-0	Ire 14-24	Fra 23-27	Eng 30-33	Sco 10-14	13	12	10	0	119	11	8	9	0	98
2021	1	4	0	1	Ire 21-16	Sco 25-24	Eng 40-24	Ita 48-7	Fra 30-32	20	14	12	0	164	11	9	10	0	103
2022	5	1	0	4	Ire 7-29	Sco 20-17	Eng 19-23	Fra 9-13	Ita 21-22	8	6	7	1	76	8	5	18	0	104
		63	3	49						255	202	317	16	2678	213	155	304	21	2350

Grand Slams: 4 (2005, 2008, 2012, 2019)
Championships: 6 (2005, 2008, 2012, 2013, 2019, 2021)
Triple Crowns: 5 (2005, 2008, 2012, 2019, 2021)

HOME WIN	AWAY WIN
HOME DRAW	AWAY DRAW
HOME LOSS	AWAY LOSS



WALES RECORDS

GUINNESS SIX NATIONS TEAM RECORDS		
IN A GAME	HOME	AWAY
Highest Score	67-14 v Italy (Principality Stadium) 19.3.16	61-20 v Italy (Stadio Olimpico) 21.3.15
Biggest Win	(53) 67-14 v Italy (Principality Stadium) 19.3.16	(41) 61-20 v Italy (Stadio Olimpico) 21.3.15
		(41) 48-7 v Italy (Stadio Olimpico) 13.3.21
Highest Score Conceded	(44) 15-44 v England (Cardiff) 3.2.01	(54) 10-54 v Ireland (Lansdowne Road) 3.2.02
Worst Loss	(33) 3-36 v France (Cardiff) 5.2.00	(44) 10-54 v Ireland (Lansdowne Road) 3.2.02
	FOR	AGAINST
Most Tries	9 v Italy (Principality Stadium) 19.3.16	6 on four occasions
Most Conversions	8 v Italy (Principality Stadium) 19.3.16	5 v England (Twickenham) 23.3.02
Most Penalty Goals	7 v Italy (Cardiff) 19.2.00	7 v France (Paris) 17.3.01
	7 v Scotland (Murrayfield) 9.3.13	7 v Scotland (Murrayfield) 10.2.07
Most Drop Goals	3 v Scotland (Murrayfield) 17.2.01	2 v Italy (Stadio Flaminio) 15.2.03
		2 v England (Cardiff) 22.2.03
		2 v Scotland (Cardiff) 13.2.10
IN A SEASON	FOR	AGAINST
Most Tries	20 in 2021	18 in 2002
Most Conversions	16 in 2016	13 in 2002
Most Penalty Goals	20 in 2013	22 in 2001
		22 in 2002
Most Drop Goals	5 in 2001	5 in 2003
Most Points	164 in 2021	188 in 2002
Fewest Tries	6 in 2011	2 in 2008
Fewest Conversions	4 in 2011	1 in 2008
Fewest Penalty Goals	5 in 2003	3 in 2018
Fewest Drop Goals	0 on thirteen occasions	0 on eleven occasions
Fewest Points	80 in 2006	65 in 2019
SEQUENCES	BEST WINNING RUN	WORST LOSING RUN
At Home	6 - 10.3.17 to date	3 - 3.2.01 to 16.2.02
		3 - 16.4.02 to 22.3.03
Away	5 - 5.2.12 to 9.3.13	7 - 3.2.02 to 20.3.04
Overall	8 - 17.3.07 to 14.2.09	7 - 23.3.02 to 29.3.03
	LONGEST UNBEATEN RUN	LONGEST WINLESS RUN
At Home	6 - 10.3.17 to date	3 - 3.2.01 to 16.2.02
		3 - 16.4.02 to 22.3.03
Away	5 - 5.2.12 to 9.3.13	7 - 3.2.02 to 20.3.04
Overall	8 - 17.3.07 to 14.2.09	7 - 23.3.02 to 29.3.03
		7 - 26.2.06 to 10.3.07
GUINNESS 6 NATIONS PLAYER RECORDS		
	IN A MATCH	IN A SEASON
Most Points	28 Neil Jenkins v France (Paris) 17.3.01	74 Neil Jenkins in 2001
		74 Leigh Halfpenny in 2013
Most Tries	3 George North v Italy (Stadio Olimpico) 21.3.15	6 Shane Williams in 2008
	3 Josh Adams v Italy (Cardiff) 1.2.20	
Most Conversions	6 Dan Biggar v Italy (Stadio Olimpico) 21.3.15	12 Stephen Jones in 2005
Most Penalty Goals	7 Neil Jenkins v Italy (Cardiff) 19.2.00	19 Leigh Halfpenny in 2013
	7 Leigh Halfpenny v Scotland (Murrayfield) 9.3.13	
Most Drop Goals	3 Neil Jenkins v Scotland (Murrayfield) 17.2.01	5 Neil Jenkins in 2001
Scoring in Every Way	Neil Jenkins v France (Paris) 17.3.01	-
	James Hook v England (Cardiff) 17.3.07	

INDEX

ENGLAND

FRANCE

IRELAND

ITALY

SCOTLAND

WALES

OFFICIALS

HEAD TO HEADS

RECORDS

UNDER-20

WALES RECORDS

GUINNESS SIX NATIONS CAREER RECORDS		
MOST APPEARANCES	MOST POINTS	MOST TRIES
64 (62+2) - Alun Wyn Jones (2007-22)	467 - Stephen Jones (2000-11)	22 - Shane Williams (2000-11)
56 (38+18) - Gethin Jenkins (2003-16)	417 - Leigh Halfpenny (2009-21)	22 - George North (2011-21)
50 (43+7) - Stephen Jones (2000-11)	242 - Dan Biggar (2013-22)	11 - Josh Adams (2018-22)
48 (45+3) - Martyn Williams (2000-10)	144 - James Hook (2007-14)	9 - Leigh Halfpenny (2009-21)
46 (40+6) - Jamie Roberts (2008-17)	122 - Neil Jenkins (2000-01)	9 - Tom Shanklin (2002-10)
45 (43+2) - George North (2011-21)	110 - Shane Williams (2000-11)	9 - Rhys Williams (2000-05)
45 (39+6) - Dan Biggar (2013-22)	110 - George North (2011-21)	9 - Liam Williams (2014-21)
44 - by four players	55 - Gareth Anscombe (2016-19)	8 - Alex Cuthbert (2012-17)
	55 - Josh Adams (2018-22)	7 - by three players
	45 - by three players	

WALES PLAYER INDEX (185)

NAME	6N DEBUT	ST	REP	SNU	MINS	W	D	L	T	C	PG	DG	PTS	YC	RC
JH (Josh) Adams	3.2.18	SC	18	-	-	1356	9	-	9	11	-	-	55	1	-
HB (Hallam) Amos	19.3.16	IT	2	1	-	128	3	-	-	-	-	-	-	-	-
SA (Scott) Andrews	16.3.13	EN	-	3	1	31	3	-	-	-	-	-	-	-	-
GW (Gareth) Anscombe	13.2.16	SC	6	8	2	558	10	-	4	-	8	-	13	55	-
CT (Chris) Anthony	13.10.01	IR	5	1	2	413	1	-	5	-	-	-	-	-	-
SJ (Scott) Baldwin	15.2.15	SC	8	6	1	547	9	1	4	-	-	-	-	-	-
JD (Jake) Ball	8.2.14	IR	14	9	-	1026	14	-	9	-	-	-	-	-	-
TO (Taine) Basham	5.2.22	IR	3	-	-	215	1	-	2	1	-	-	-	5	-
AG (Allan) Bateman	19.2.00	IT	5	2	2	458	4	-	3	1	-	-	-	5	-
AJ (Adam) Beard	1.2.19	FR	13	2	-	928	9	-	6	-	-	-	-	-	-
H (Huw) Bennett	14.2.04	SC	7	11	-	645	12	-	6	-	-	-	-	-	-
RJ (Ryan) Bevington	9.3.13	SC	-	2	-	2	2	-	-	-	-	-	-	-	-
DR (Dan) Biggar	2.2.13	IR	39	6	-	2862	27	1	17	6	46	4	36	242	-
AM (Andrew) Bishop	8.2.09	SC	-	3	4	44	2	-	1	-	-	-	-	-	-
Jl (James) Botham	13.2.21	SC	-	3	-	30	2	-	1	-	-	-	-	-	-
AG (Aled) Brew	4.2.07	IR	-	1	-	20	-	-	1	-	-	-	-	-	-
LM (Leon) Brown	1.2.20	IT	-	11	-	255	5	-	6	-	-	-	-	-	-
NJ (Nathan) Budgett	18.3.00	SC	7	-	-	520	3	-	4	2	-	-	-	10	-
LM (Lee) Byrne	4.2.06	EN	23	3	-	1736	14	1	11	5	-	-	-	25	2
MD (Matt) Cardey	18.3.00	SC	1	-	1	80	1	-	-	-	-	-	-	-	-
RMT (Rhys) Carre	8.2.20	IR	1	3	-	110	1	-	3	1	-	-	-	5	-
BJ (Ben) Carter	5.2.22	IR	-	1	-	6	-	-	1	-	-	-	-	-	-
LC (Luke) Charteris	8.2.09	SC	13	12	1	1145	15	1	9	-	-	-	-	-	-
CL (Colin) Charvis	5.2.00	FR	21	4	-	1586	8	2	15	-	-	-	-	-	1
BJ (Brent) Cockbain	14.2.04	SC	9	1	2	621	6	-	4	1	-	-	-	5	1
AJ (Andrew) Coombs	2.2.13	IR	4	4	1	330	5	-	3	-	-	-	-	-	-
GJ (Gareth) Cooper	8.4.01	IT	11	5	3	808	7	-	9	2	-	-	-	10	-
ACG (Alex) Cuthbert	5.2.12	IR	23	-	1	1789	15	-	8	8	-	-	-	40	1
CD (Chris) Czekaj	4.2.07	IR	2	-	-	160	-	-	2	-	-	-	-	-	-
AH (Aled) Davies	3.2.18	SC	1	6	2	146	6	-	1	-	-	-	-	-	-
BJ (Barry) Davies	26.2.06	IR	-	1	-	7	-	-	1	-	-	-	-	-	-
BS (Bradley) Davies	8.2.09	SC	13	11	-	1113	15	1	8	-	-	-	-	-	2
DG (Gareth) Davies	21.3.15	IT	18	11	3	1396	18	1	10	4	-	-	-	20	1
DWMM (Mefin) Davies	15.2.03	IT	9	7	3	702	8	1	7	-	-	-	-	-	-
JJV (Jonathan) Davies	4.2.11	EN	41	2	-	3220	29	1	13	7	-	-	-	35	2
JM (James) Davies	11.3.18	IT	2	-	-	146	1	-	1	-	-	-	-	-	-
LB (Leigh) Davies	13.10.01	IR	2	-	-	136	-	-	2	-	-	-	-	-	-
SC (Sam) Davies	5.2.17	IT	-	3	2	52	2	-	1	-	-	-	-	-	-
SC (Seb) Davies	11.3.18	IT	2	3	-	139	2	-	3	-	-	-	-	-	-
EM (Elliot) Dee	3.2.18	SC	2	12	1	303	11	-	3	-	-	-	-	-	-
GL (Gareth) Delve	12.2.06	SC	1	6	1	163	5	-	2	-	-	-	-	-	-



NAME	6N	DEBUT	ST	REP	SNU	MINS	W	D	L	T	C	PG	DG	PTS	YC	RC
RJ (Ryan) Elias	9.2.19	IT	5	5	-	356	3	-	7	-	-	-	-	-	-	-
BR (Ben) Evans	15.2.03	IT	3	3	-	210	1	-	5	-	-	-	-	-	-	-
IR (Ian) Evans	2.2.08	EN	12	2	1	941	13	-	1	-	-	-	-	-	-	-
JM (Jarrod) Evans	1.2.20	IT	-	3	1	60	1	-	2	-	-	-	-	-	-	-
MR (Rob) Evans	14.3.15	IR	19	5	-	1258	15	1	8	-	-	-	-	-	-	-
SW (Steff) Evans	3.2.18	SC	4	-	1	320	2	-	2	2	-	-	-	10	-	-
TT (Taulupe) Faletau	5.2.12	IR	39	5	-	3122	27	1	16	4	-	-	-	20	1	-
TW (Tomas) Francis	7.2.16	IR	20	8	-	1377	16	1	11	1	-	-	-	5	-	-
WL (Warren) Fury			-	-	2	-	-	-	-	-	-	-	-	-	-	-
IS (Scott) Gibbs	1.4.00	IR	5	-	-	371	3	1	1	2	-	-	-	10	-	-
IAR (Rhys) Gill	13.3.10	IR	1	2	2	109	2	-	1	-	-	-	-	-	-	-
IM (Ian) Gough	5.2.00	FR	27	8	-	2206	17	2	16	-	-	-	-	-	1	-
SAU (Uilisi) Halaholo	13.2.21	SC	1	4	-	169	3	-	2	-	-	-	-	-	-	-
SL (Leigh) Halfpenny	8.2.09	SC	42	2	1	3283	27	-	17	9	39	-	98	417	1	-
KR (Kieran) Hardy	13.2.21	SC	1	4	-	193	2	-	3	2	-	-	-	10	-	-
HJ (Huw) Harries			-	-	1	-	-	-	-	-	-	-	-	-	-	-
IR (Iestyn) Harris	3.2.02	IR	8	5	1	691	3	-	10	1	3	-	2	17	-	-
GL (Gavin) Henson	5.2.05	EN	12	3	2	1063	11	-	4	-	-	1	3	12	1	-
RM (Richard) Hibbard	4.2.11	EN	10	8	1	693	13	-	5	1	-	-	-	5	-	-
CL (Cory) Hill	5.2.17	IT	7	7	-	636	9	-	5	3	-	-	-	15	-	-
JHS (Jonah) Holmes	9.2.19	IT	1	-	-	80	1	-	-	-	-	-	-	-	-	-
JW (James) Hook	4.2.07	IR	19	12	7	1582	20	-	11	5	13	2	29	144	1	-
CL (Chris) Horsman	4.2.07	IR	4	-	-	228	1	-	3	1	-	-	-	5	-	-
SP (Shane) Howarth	5.2.00	FR	3	-	-	240	1	-	2	1	-	-	-	5	-	-
R (Rob) Howley	5.2.00	FR	12	-	-	852	3	1	8	2	-	-	-	10	-	-
JM (Jonathan) Humphreys	22.2.03	EN	2	-	-	100	-	-	2	-	-	-	-	-	-	-
DR (Dafydd) James	5.2.00	FR	12	3	1	973	5	1	9	2	-	-	-	10	-	-
P (Paul) James	6.2.10	EN	11	16	2	1122	17	-	10	-	-	-	-	-	1	-
TE (Tom) James	6.2.10	EN	3	-	-	211	1	1	1	-	-	-	-	-	-	-
AR (Aaron) Jarvis	6.2.15	EN	2	4	-	232	5	-	1	-	-	-	-	-	-	-
EL (Ellis) Jenkins	11.3.18	IT	1	1	-	66	1	-	1	-	-	-	-	-	-	-
GD (Gethin) Jenkins	22.2.03	EN	38	18	1	3188	34	2	20	1	-	-	-	5	3	-
GR (Garin) Jenkins	5.2.00	FR	5	-	2	357	3	-	2	-	-	-	-	-	1	-
NR (Neil) Jenkins	5.2.00	FR	7	1	-	563	4	1	3	1	12	6	25	122	-	-
SC (Spencer) John	5.2.00	FR	2	7	3	215	2	1	6	-	-	-	-	-	-	-
AM (Adam) Jones	4.2.06	EN	-	2	-	22	1	-	1	-	-	-	-	-	-	-
AR (Adam) Jones	14.2.04	SC	41	3	-	2944	38	1	15	2	-	-	-	10	-	-
AW (Alun Wyn) Jones	4.2.07	IR	62	2	-	4810	39	1	24	1	-	-	-	5	1	-
DAR (Dafydd) Jones	15.2.03	IT	13	4	-	1061	6	-	11	-	-	-	-	-	-	-
DJ (Duncan) Jones	3.2.02	IR	11	9	-	923	9	1	10	-	-	-	-	-	-	-
DL (Deiniol) Jones	9.2.08	SC	1	2	-	44	2	-	1	-	-	-	-	-	-	-
J (Jason) Jones-Hughes	5.2.00	FR	1	-	-	80	-	-	1	-	-	-	-	-	-	-
MA (Mark) Jones	3.2.01	EN	18	1	-	1359	8	2	9	2	-	-	-	10	-	-
OTW (Wyn) Jones	3.2.18	SC	11	8	-	853	9	-	10	1	-	-	-	5	-	-
RP (Rhodri) Jones	1.2.14	IT	1	8	-	159	7	-	2	-	-	-	-	-	-	-
RR (Ryan) Jones	5.2.05	EN	29	6	-	2366	25	-	10	1	-	-	-	5	-	-
SM (Stephen) Jones	19.2.00	IT	43	7	6	3358	24	1	25	4	69	3	100	467	-	-
JD (James) King	5.2.17	IT	-	1	-	6	1	-	-	-	-	-	-	-	-	-
TD (Tavis) Knolly	12.2.11	SC	-	1	1	4	1	-	-	-	-	-	-	-	-	-
OS (Olly) Kohn	2.2.13	IR	-	1	-	6	-	-	1	-	-	-	-	-	-	-
DL (Dewi) Lake	5.2.22	IR	1	4	-	156	1	-	4	1	-	-	-	5	-	-
S (Samson) Lee	6.2.15	EN	13	6	-	856	11	1	7	-	-	-	-	-	1	-
ALP (Andrew) Lewis	17.3.01	FR	-	1	1	7	1	-	-	-	-	-	-	-	-	-
DA (Dillon) Lewis	9.2.19	IT	5	8	-	444	6	-	7	1	-	-	-	5	-	-
EW (Emyr) Lewis			-	-	1	-	-	-	-	-	-	-	-	-	-	-
G (Geraint) Lewis	5.2.00	FR	4	2	3	317	4	-	2	-	-	-	-	-	-	-
S (Shane) Lewis-Hughes	31.10.20	SC	1	-	-	80	-	-	1	-	-	-	-	-	-	-
GO (Gareth) Llewellyn	23.3.02	EN	4	5	-	412	2	-	7	-	-	-	-	-	-	-
HN (Hal) Luscombe	5.2.05	EN	8	1	-	588	4	1	4	1	-	-	-	5	-	-

INDEX

ENGLAND

FRANCE

IRELAND

ITALY

SCOTLAND

WALES

OFFICIALS

HEAD TO HEADS

RECORDS

UNDER-20



NAME	6N DEBUT	ST	REP	SNU	MINS	W	D	L	T	C	PG	DG	PTS	YC	RC
DJ (Dan) Lydiate	4.2.11	EN	23	2	-	1618	18	1	6	-	-	-	-	-	-
RC (Robin) McBryde	1.4.00	IR	12	6	2	985	9	1	8	-	-	-	-	-	-
RJ (Rob) McCusker	19.3.11	FR	-	1	1	9	-	-	1	-	-	-	-	-	-
JZ (Johnny) McNicholl	1.2.20	IT	3	3	-	328	1	-	5	-	-	-	-	-	-
MJ (Martyn) Madden	22.3.03	IR	-	2	-	29	-	-	2	-	-	-	-	-	-
AWN (Andy) Marinos	3.2.02	IR	4	1	-	346	1	-	4	1	-	-	5	-	-
C (Craig) Mitchell	4.2.11	EN	4	3	-	245	5	-	2	1	-	-	5	1	-
RHSJB (Rupert) Moon	18.3.00	SC	2	2	-	178	2	1	1	-	-	-	-	-	-
AP (Andy) Moore	18.3.00	SC	10	1	-	767	5	1	5	-	-	-	-	-	-
CS (Craig) Morgan	3.2.02	IR	6	-	-	472	1	-	5	1	-	-	5	-	-
JR (Jac) Morgan	12.2.22	SC	1	2	-	110	1	-	2	-	-	-	-	-	-
KA (Kevin) Morgan	13.10.01	IR	15	2	-	1184	7	-	10	4	-	-	20	-	-
CR (Ross) Moriarty	19.3.16	IT	16	7	-	1287	11	-	12	2	-	-	10	-	-
DR (Darren) Morris	3.2.01	EN	4	-	-	298	2	1	1	-	-	-	-	-	-
JR (Josh) Navidi	3.2.18	SC	15	1	-	1234	10	-	6	1	-	-	5	-	-
GP (George) North	19.3.11	FR	43	2	-	3258	30	1	14	22	-	-	110	-	-
MJ (Michael) Owen	15.2.03	IT	14	2	-	1182	8	1	7	-	-	-	-	-	-
KJ (Ken) Owens	12.2.12	SC	24	19	2	2094	29	1	13	2	-	-	10	-	-
ST (Sonny) Parker	14.2.04	SC	3	2	3	198	4	-	1	-	-	-	-	-	-
HW (Hadleigh) Parkes	3.2.18	SC	13	-	-	996	8	-	5	2	-	-	10	-	-
SL (Sam) Parry	31.10.20	SC	-	1	-	10	-	-	1	-	-	-	-	-	-
MR (Rhys) Patchell	3.2.18	SC	2	2	-	175	2	-	2	-	-	1	3	-	-
DJ (Dwayne) Peel	3.2.02	IR	17	19	6	1424	15	1	20	1	-	-	5	-	-
WM (Mike) Phillips	12.2.06	SC	29	11	7	2294	28	1	11	2	-	-	10	2	-
AJ (Alix) Popham	22.2.04	IR	6	5	1	561	3	1	7	1	-	-	5	-	-
AT (Andy) Powell	8.2.09	SC	7	1	1	447	5	-	3	-	-	-	-	-	-
R (Rhys) Priestland	12.2.11	SC	9	9	5	816	14	1	3	-	6	-	4	24	1
TWJ (Tom) Prydie	20.3.10	IT	1	-	-	80	1	-	-	-	-	-	-	-	-
JC (Craig) Quinell	19.2.00	IT	4	4	-	342	3	1	4	1	-	-	5	1	-
LS (Scott) Quinell	5.2.00	FR	11	-	-	862	4	1	6	4	-	-	20	3	-
L (Lou) Reed	12.2.12	SC	-	2	-	7	2	-	-	-	-	-	-	-	-
LM (Louis) Rees-Zammit	7.2.21	IR	8	1	-	656	5	-	4	4	-	-	20	-	-
M (Matthew) Rees	4.2.07	IR	19	6	-	1374	15	-	10	1	-	-	5	-	-
RS (Richie) Rees	6.2.10	EN	2	2	-	194	1	-	3	-	-	-	-	-	-
BA (Bradley) Roberts	19.3.22	IT	-	1	-	5	-	-	1	-	-	-	-	-	-
JH (Jamie) Roberts	9.2.08	SC	40	6	-	3176	30	1	15	7	-	-	35	-	-
JP (Jamie) Robison	3.2.02	IR	3	1	1	204	-	-	4	1	-	-	5	-	-
NJ (Nicky) Robinson	12.2.06	SC	-	1	4	5	1	-	-	-	-	-	-	-	-
JPD (Peter) Rogers	5.2.00	FR	5	-	-	390	3	-	2	-	-	-	-	-	-
WMC (Will) Rowlands	22.2.20	FR	5	4	-	423	3	-	6	-	-	-	-	-	-
TGL (Tom) Shanklin	16.2.02	FR	23	8	4	1928	17	-	14	9	-	-	45	-	-
CM (Callum) Sheedy	7.2.21	IR	-	8	-	152	5	-	3	1	6	-	3	26	-
AC (Aaron) Shingler	12.2.12	SC	5	4	-	416	5	-	4	1	-	-	5	-	-
RA (Robert) Sidoli	15.2.03	IT	17	2	-	1303	7	1	11	2	-	-	10	-	-
BD (Brett) Sinkinson	5.2.00	FR	4	1	1	337	2	-	3	-	-	-	-	-	-
NP (Nicky) Smith	5.2.17	IT	3	9	-	308	8	-	4	-	-	-	-	-	-
RM (Richard) Smith	5.2.00	FR	-	1	4	5	-	-	1	-	-	-	-	-	-
R (Robin) Sowden-Taylor	12.2.05	IT	-	1	3	5	1	-	-	-	-	-	-	-	-
ML (Morgan) Stoddart	4.2.11	EN	3	-	2	240	2	-	1	2	-	-	10	-	-
J (Jason) Strange			-	-	1	-	-	-	-	-	-	-	-	-	-
C (Ceri) Sweeney	15.2.03	IT	1	9	6	163	4	-	6	-	-	3	9	-	-
M (Mark) Taylor	5.2.00	FR	17	-	-	1249	6	1	10	3	-	-	15	-	-
G (Gareth) Thomas	5.2.22	IR	2	3	-	193	1	-	4	-	-	-	-	-	-
G (Gareth) Thomas	5.2.00	FR	25	1	1	1889	12	-	14	6	-	-	30	1	-
GM (Gavin) Thomas	13.10.01	IR	2	5	2	208	-	-	7	-	-	-	-	-	-
ID (Iestyn) Thomas	13.10.01	IR	11	-	-	845	1	-	10	-	-	-	-	-	-
JJ (Jonathan) Thomas	14.2.04	SC	14	15	4	1221	16	1	12	1	-	-	5	-	-
RM (Rhys M.) Thomas	23.2.08	IT	2	-	-	125	2	-	-	-	-	-	-	-	-
TR (T.Rhys) Thomas	4.2.06	EN	7	3	-	475	2	1	7	-	-	-	-	1	-
JC (Justin) Tipuric	5.2.12	IR	28	16	2	2427	30	1	13	4	-	-	20	-	-

INDEX

ENGLAND

FRANCE

IRELAND

ITALY

SCOTLAND

WALES

OFFICIALS

HEAD TO HEADS

RECORDS

UNDER-20



NAME	6N DEBUT	ST	REP	SNU	MINS	W	D	L	T	C	PG	DG	PTS	YC	RC
NA (Nick) Tompkins	1.2.20	IT	7	4	-	680	4	-	7	2	-	-	10	-	-
J (Josh) Turnbull	12.2.11	SC	-	1	1	9	1	-	-	-	-	-	-	-	-
MJ (Mike) Voyle	5.2.00	FR	-	1	-	12	-	-	1	-	-	-	-	-	-
AJ (Aaron) Wainwright	1.2.19	FR	5	8	-	451	9	-	4	-	-	-	-	-	-
SK (Sam) Warburton	13.2.10	SC	30	4	1	2250	22	1	11	3	-	-	15	1	-
OP (Owen) Watkin	3.2.18	SC	8	6	1	665	9	-	5	2	-	-	10	-	-
MJ (Matthew) Watkins	15.2.03	IT	5	4	1	511	1	1	7	-	-	-	-	-	-
R (Rhys) Webb	10.3.12	IT	13	5	1	1007	11	-	7	4	-	-	20	-	-
AD (Andy) Williams			-	-	1	-	-	-	-	-	-	-	-	-	-
BH (Barry) Williams	5.2.00	FR	1	8	-	166	2	-	7	-	-	-	-	-	-
GJ (Gareth) Williams	15.2.03	IT	3	3	1	242	1	-	5	-	-	-	-	-	-
GR (Rhys) Williams	1.4.00	IR	16	5	1	1396	8	1	12	9	-	-	45	-	-
JBR (Johnny) Williams	7.2.21	IR	1	-	-	24	1	-	-	-	-	-	-	-	-
LB (Liam) Williams	8.2.14	IR	34	3	1	2600	22	1	14	9	-	-	45	3	-
LD (Lloyd) Williams	12.2.12	SC	-	11	3	121	8	1	2	-	-	-	-	-	-
ME (Martyn) Williams	4.3.00	EN	45	3	2	3519	20	2	26	7	-	-	35	3	-
MS (Scott) Williams	12.2.12	SC	11	10	4	884	15	-	6	4	-	-	20	-	-
R (Rhodri) Williams	15.3.14	SC	-	1	-	26	1	-	-	1	-	-	5	-	-
SM (Shane) Williams	5.2.00	FR	40	1	-	3185	24	1	16	22	-	-	110	-	-
SM (Steve) Williams	15.2.03	IT	3	1	1	177	-	-	4	1	-	-	5	1	-
TG (Tomos) Williams	1.2.19	FR	9	2	-	518	4	-	7	2	-	-	10	-	-
CP (Chris) Wyatt	5.2.00	FR	7	2	-	496	2	-	7	-	-	-	-	-	-
JV (John) Yapp	5.2.05	EN	1	10	4	287	9	-	2	-	-	-	-	-	-
D (Dai) Young	5.2.00	FR	10	-	-	727	5	1	4	-	-	-	-	-	-
TR (Thomas) Young	9.2.19	IT	1	-	-	80	1	-	-	-	-	-	-	-	-

WALES CAPTAINS' LOG (17)

Name	Captain	As captain					As non-captain				
		P	W	D	L	Win %	P	W	D	L	Win %
Dai Young	2000-01	10	5	1	4	50.0%	-	-	-	-	-
Scott Quinnell	2002	4	1	-	3	25.0%	7	3	1	3	42.9%
Colin Charvis	2002-04	6	2	-	4	33.3%	19	6	2	11	31.6%
Jonathan Humphreys	2003	2	-	-	2	0.0%	-	-	-	-	-
Martyn Williams	2003-10	5	1	-	4	20.0%	43	19	2	22	44.2%
Gareth Thomas	2005-07	6	5	-	1	83.3%	20	7	-	13	35.0%
Michael Owen	2005-06	5	2	1	2	40.0%	11	6	-	5	54.5%
Stephen Jones	2007	4	-	-	4	0.0%	46	24	1	21	52.2%
Ryan Jones	2008-13	16	12	-	4	75.0%	19	13	-	6	68.4%
Alun-Wyn Jones	2009-21	25	15	-	10	60.0%	38	24	1	13	63.2%
Matthew Rees	2011	5	3	-	2	60.0%	20	12	-	8	60.0%
Sam Warburton	2012-16	17	11	1	5	64.7%	17	11	-	6	64.7%
Gethin Jenkins	2012-13	2	2	-	-	100.0%	54	32	2	20	59.3%
Dan Lydiate	2016	1	1	-	-	100.0%	24	17	1	6	70.8%
Taulupe Faletau	2018	1	1	-	-	100.0%	43	26	1	16	60.5%
Jonathan Davies	2019	1	1	-	-	100.0%	42	28	1	13	66.7%
Dan Biggar	2022	5	1	-	4	20.0%	40	26	1	13	65.0%

WALES HEAD COACH REGISTER (8)

Name	DOB	Place	Career	P	W	D	L	Win %	GS	TC	CH
GW (Graham) Henry	8.6.1946	Christchurch (NZ)	2000-02	11	5	1	5	45.5%	-	-	-
S (Steve) Hansen	7.5.1959	Dunedin (NZ)	2002-04	12	2	-	10	16.7%	-	-	-
M (Mike) Ruddock	5.9.1959	Blaina	2004-06	9	7	-	2	77.8%	1	1	1
S (Scott) Johnson	19.8.1962	Sydney (Australia)	2006	3	-	1	2	0.0%	-	-	-
GJJ (Gareth) Jenkins	11.9.1951	Llanelli	2007	5	1	-	4	20.0%	-	-	-
WD (Warren) Gatland	17.9.1963	Hamilton (NZ)	2008-19	50	36	1	13	72.0%	3	3	3
R (Rob) Howley	13.10.1970	Bridgend	2013-17	10	6	-	4	60.0%	-	-	1
WJ (Wayne) Pivac	10.9.1963	(New Zealand)	2020-22	15	6	-	9	40.0%	-	1	1

- INDEX
- ENGLAND
- FRANCE
- IRELAND
- ITALY
- SCOTLAND
- WALES
- OFFICIALS
- HEAD TO HEADS
- RECORDS
- UNDER-20

OFFICIALS

DATE	FIXTURE	VENUE	REFEREE	ASSISTANT REF 1	ASSISTANT REF 2	TMO
Sat 4 Feb	WALES v IRELAND	Principality Stadium	Karl Dickson	Angus Gardner	Luke Pearce	Tom Foley
Sat 4 Feb	ENGLAND v SCOTLAND	Twickenham Stadium	Paul Williams	Ben O'Keefe	James Doleman	Brendon Pick-erill
Sun 5 Feb	ITALY v FRANCE	Stadio Olimpico	Matthew Carley	Nic Berry	Jordan Way	Ben Whitehouse
Sat 11 Feb	IRELAND v FRANCE	Aviva Stadium	Wayne Barnes	Matthew Carley	Jordan Way	Brendon Pick-erill
Sat 11 Feb	SCOTLAND v WALES	BT Murrayfield	Andy Brace	Frank Murphy	Chris Busby	Brian MacNeice
Sun 12 Feb	ENGLAND v ITALY	Twickenham Stadium	James Doleman	Mathieu Raynal	Tual Trainini	Eric Gauzins
Sat 25 Feb	ITALY v IRELAND	Stadio Olimpico	Mike Adamson	Wayne Barnes	Craig Evans	Marius Jonker
Sat 25 Feb	WALES v ENGLAND	Principality Stadium	Mathieu Raynal	Andrew Brace	Pierre Brousset	Brian MacNeice
Sun 26 Feb	FRANCE v SCOTLAND	Stade de France	Nika Amashukeli	Karl Dickson	Andrea Piardi	Ben Whitehouse
Sat 11 Mar	ITALY v WALES	Stadio Olimpico	Damon Murphy	Karl Dickson	Chris Busby	Joy Neville
Sat 11 Mar	ENGLAND v FRANCE	Twickenham Stadium	Ben O'Keefe	Jaco Peyper	Andrea Piardi	Brett Cronan
Sun 12 Mar	SCOTLAND v IRELAND	BT Murrayfield	Luke Pearce	Wayne Barnes	Christophe Ridley	Stuart Terheege
Sat 18 Mar	SCOTLAND v ITALY	BT Murrayfield	Angus Gardner	Matthew Carley	Craig Evans	Brett Cronan
Sat 18 Mar	FRANCE v WALES	Stade de France	Nic Berry	Andrew Brace	Christophe Ridley	Joy Neville
Sat 18 Mar	IRELAND v ENGLAND	Aviva Stadium	Jaco Peyper	Ben O'Keefe	Pierre Brousset	Marius Jonker

FFR	WRU	RFU	SRU	FIR	IRFU	GRU	NZR	RA	SARU
-----	-----	-----	-----	-----	------	-----	-----	----	------



MIKE ADAMSON (SCOTLAND)

Born: 17.5.1984, Stirling

International Debut: Germany v Brazil (Leipzig) 11.11.2017

Guinness Six Nations Record:

Referee: 3 games, **1** yellow card. Assistant Referee: 6 games

England 41, Italy 18 (2021)

France 37, Italy 10 (2022)

England 23, Wales 19 (2022) ■ Liam Williams (Wales) 20'



NIKA AMASHUKELI (GEORGIA)

Born: 1994, Georgia

International Debut: Montenegro v Estonia (Budva) 11.4.2015

Guinness Six Nations Record:

Referee: 1 game, **1** yellow card, **1** red card. Assistant Referee: 1 game

Ireland 57, Italy 6 (2022) ■ Hame Faiva (Italy) 18' ■ Braam Steyn (Italy) 74''



WAYNE BARNES (ENGLAND)

Born: 20.4.1979, Gloucester

International Debut: Fiji v Samoa (Suva) 24.6.2006

Guinness Six Nations Record:

Referee: 25 games, **27** yellow cards, **2** red cards

Assistant Referee: 25 games TMO: 1 game



Italy 3, France 39 (2007)

Ireland 12, Wales 16 (2008) ■ Mike Phillips (Wales) 39' ■ Martyn Williams (Wales) 62'

Wales 15, Ireland 17 (2009)

France 33, Ireland 10 (2010) ■ Cian Healy (Ireland) 18'

Wales 33, Italy 10 (2010) ■ Mauro Bergamasco (Italy) 56'

France 34, Scotland 21 (2011)

Italy 16, Wales 24 (2011)

Ireland 21, Wales 23 (2012) ■ Bradley Davies (Wales) 65' ■ Stephen Ferris (Ireland) 80'

Scotland 17, France 23 (2012)

Scotland 12, Ireland 8 (2013) ■ Ryan Grant (Scotland) 15'

Italy 22, Ireland 15 (2013) ■ Brian O'Driscoll (Ireland) 30' ■ Sergio Parisse (Italy) 52' ;

■ Donnacha Ryan (Ireland) 69' ■ Conor Murray (Ireland) 80'

Ireland 26, Wales 3 (2014) ■ Mike Phillips (Wales) 80'

Ireland 18, France 11 (2015) ■ Pascal Pape (France) 53' ■ Rory Best (Ireland) 61'

Wales 23, Ireland 16 (2015) ■ Sam Warburton (Wales) 28' ■ Jonathan Davies (Wales) 78'

Wales 19, France 10 (2016)

Wales 22, Ireland 9 (2017) ■ Johnny Sexton (Ireland) 38'

France 20, Wales 18 (2017) ■ Virimi Vakatawa (France) 19' ■ Samson Lee (Wales) 80'

France 34, Italy 17 (2018) ■ Luca Bigi (Italy) 80'

Ireland 28, Scotland 8 (2018)

France 19, Wales 24 (2019)

France 35, Ireland 27 (2020) ■ Anthony Bouthier (France) 10' ■ Caelan Doris (Ireland) 30'

Wales 21, Ireland 16 (2021) ■ Peter O'Mahony (Ireland) 14'

Italy 7, Wales 48 (2021) ■ Luca Bigi (Italy) 7' ■ Marco Riccioni (Italy) 57'

France 23, Scotland 27 (2021) ■ Stuart Hogg (Scotland) 40' ■ Finn Russell (Scotland) 71'

■ Baptiste Serin (France) 73'

Ireland 26, Scotland 5 (2022) ■ Ben White (Scotland) 78'

INDEX

ENGLAND

FRANCE

IRELAND

ITALY

SCOTLAND

WALES

OFFICIALS

HEAD TO HEADS

RECORDS

UNDER-20

NIC BERRY (AUSTRALIA)

Born: 13.3.1984, Brisbane

Intl Debut: Hong Kong v Zimbabwe (Hong Kong) 15.11.2016

Guinness Six Nations Record:

Referee: 3 games, **2** yellow cards

Assistant Referee: 5 games

France 27, Scotland 10 (2019) ■ Yoann Huget (France) 28'

England 57, Italy 14 (2019)

Wales 20, Scotland 17 (2022) ■ Finn Russell (Scotland) 67'



ANDREW BRACE (IRELAND)

Born: 15.6.1988, Cardiff, Wales

International Debut: Canada v Georgia (Calgary) 10.6.2017

Guinness Six Nations Record:

Referee: 5 games, **2** yellow cards

Assistant Referee: 12 games

France 35, Italy 22 (2020)

Wales 10, Scotland 14 (2020)

England 6, Scotland 11 (2021) ■ Billy Vunipola (England) 24' ■ Finn Russell (Scotland) 38'

England 23, France 20 (2021)

Wales 21, Italy 22 (2022)



MATTHEW CARLEY (ENGLAND)

Born: 21.12.1984, Dover

International Debut: Russia v Portugal (Sochi) 8.3.2014

Guinness Six Nations Record:

Referee: 6 games, **4** yellow cards, **1** red card

Assistant Referee: 13 games

Italy 14, France 25 (2019) ■ Camille Chat (France) 72'

Wales 23, France 27 (2020) ■ Gregory Alldritt (France) 40' ■ Mohamed Haouas (France) 69'

Ireland 50, Italy 17 (2020) ■ Conor Murray (Ireland) 3'

Scotland 24, Wales 25 (2021) ■ Zander Fagerson (Scotland) 54'

Italy 10, France 50 (2021)

Wales 9, France 13 (2022)



KARL DICKSON (ENGLAND)

Born: 2.8.1982, Salisbury

International Debut: Georgia v Samoa (Tbilisi) 17.11.2018

Guinness Six Nations Record:

Referee: 1 game Assistant Referee: 7 games TMO: 2 games

Scotland 17, France 36 (2022)



JAMES DOLEMAN (NEW ZEALAND)

Born: 25.4.1991, Tauranga

Intl Debut: 13.7.2021 Australia v France (Melbourne)

Guinness Six Nations Record:

Referee: 0 games



ANGUS GARDNER (AUSTRALIA)

Born: 24.8.1984, Sydney

Intl Debut: Papua New Guinea v Vanuatu (Port Moresby) 29.11.2017

Guinness Six Nations Record:

Referee: 5 games, **2** yellow cards

Assistant Referee: 4 games

Ireland 58, Italy 15 (2016)

England 19, France 16 (2017) ■ Jonny May (England) 13'

England 15, Ireland 24 (2018) ■ Peter O'Mahony (Ireland) 29'

Wales 25, Ireland 7 (2019)

France 30, Ireland 24 (2022)



DAMON MURPHY (AUSTRALIA)

Born: 15.12.1984, Brisbane

Intl Debut: Hong Kong v Cook Islands (Hong Kong) 7.7.2018

Guinness Six Nations Record:

Referee: 1 game Assistant Referee: 1 game

Italy 0, England 33 (2022)



BEN O'KEEFFE (NEW ZEALAND)

Born: 3.1.1989, Auckland

Intl Debut: Samoa v Georgia (Apia) 11.6.2016

Guinness Six Nations Record:

Referee: 6 games, **4** yellow cards, **1** red card

Assistant Referee: 6 games

Italy 18, France 40 (2017)


Wales 14, France 13 (2018)

Ireland 26, France 14 (2019) ■ Dorian Aldegheri (France) 68'

Italy 0, Scotland 17 (2020) ■ Federico Zani (Italy) 70'

England 33, Wales 30 (2020) ■ Ellis Genge (England) 73'

Scotland 20, England 17 (2022) ■ Luke Cowan-Dickie (England) 65'



JACO PEYPER (SOUTH AFRICA)

Born: 13.5.1980, Bloemfontein

Intl Debut: Australia v Scotland (Newcastle, NSW) 5.6.2012

Guinness Six Nations Record:

Referee: 11 games, **6** yellow cards, **2** red cards;

Assistant Referee: 5

Scotland 34, Italy 10 (2013) ■ Geoff Cross (Scotland) 80'

France 30, Italy 10 (2014) ■ Sebastien Vahaamahina (France) 70' ■ Rabah Slimani (France) 71' ■ Michele Rizzo (Italy) 71'

France 13, Wales 20 (2015)

France 10, Ireland 9 (2016)

Italy 20, Scotland 36 (2016) ■ Finn Russell (Scotland) 62' ■ Willem Nel (Scotland) 76'

France 22, Scotland 16 (2017)

France 22, England 16 (2018) ■ Anthony Watson (England) 49'

Wales 21, England 13 (2019)

England 24, Ireland 12 (2020)

Ireland 29, Wales 7 (2022) ■ Josh Adams (Wales) 48'

France 25, England 13 (2022)



MATHIEU RAYNAL (FRANCE)

Born: 9.8.1981, Perpignan

International Debut: Malta v Netherlands (Paola) 25.4.2009

Guinness Six Nations Record:

Referee: 7 games, **4** yellow cards, **2** red cards;

Assistant Referee: 16 games

England 61, Scotland 21 (2017) ■ Fraser Brown (Scotland) 2'

Italy 15, England 46 (2018)


Italy 15, Wales 26 (2019)

Ireland 19, Scotland 12 (2020)

Italy 10, Ireland 48 (2021) ■ Giosue Zilocchi (Italy) 59' ■ Luca Bigi (Italy) 65'

Ireland 32, England 18 (2021) ■ Bundee Aki (Ireland) 64' ■ Conor Murray (Ireland) 78'

England 15, Ireland 32 (2022)



PAUL WILLIAMS (NEW ZEALAND)

Born: 11.4.1985, Hawera

Intl Debut: Romania v USA (Bucharest) 12.11.2016

Guinness Six Nations Record:

Referee: 2 games, **1** yellow cards, **1** red card;

Assistant Referee: 3 games

England 38, Scotland 38 (2019)

Scotland 28, France 17 (2020) ■ Francois Cros (France) 5' ■ Mohamed Haouas (France) 37'



6 NATIONS OFFICIALS RECORDS



MOST GAMES REFEREED

25	Wayne Barnes (England)	2007-to date
21	Nigel Owens (Wales)	2007-20
17	Jonathan Kaplan (South Africa)	2000-11
17	Alain Rolland (Ireland)	2002-14
16	Romain Poite (France)	2010-21
14	Craig Joubert (South Africa)	2007-17
13	Steve Walsh (Australia/New Zealand)	2000-14
13	Jerome Garces (France)	2012-19
11	Pascal Gauzere (France)	2010-21
11	Jaco Peyper (South Africa)	2013-to date
10	Alan Lewis (Ireland)	2000-10
10	George Clancy (Ireland)	2009-15

MOST GAMES AS ASSISTANT REFEREE

26	Nigel Owens (Wales)	2004-20
25	Wayne Barnes (England)	2007-to date
21	Pascal Gauzere (France)	2010-21
19	Romain Poite (France)	2009-21
18	Joel Judge (France)	2000-08
18	Nigel Whitehouse (Wales)	2000-07
18	Alain Rolland (Ireland)	2002-14
18	Jerome Garces (France)	2010-22
17	Alan Lewis (Ireland)	2001-11
17	Chris White (England)	2000-10
16	Mathieu Raynal	2017-to date

MOST GAMES AS TMO

27	Graham Hughes (England)	2007-20
20	Simon McDowell (Ireland)	2004-19
19	Giulio de Santis (Italy)	2003-13
14	Nigel Whitehouse (Wales)	2003-13
14	Geoff Warren (England)	2007-14
13	Hugh Watkins (Wales)	2004-11
12	Ben Skeen (New Zealand)	2015-19
11	Jim Yuille (Scotland)	2010-14
11	Marius Jonker (South Africa)	2017-to date
10	George Ayoub (Australia)	2015-18
10	Rowan Kitt (England)	2017-20

RED CARDS ISSUED (15)

Pablo Deluca (Argentina) sent off Walter Cristofaletto (Italy v France 2000)

Jonathan Kaplan (South Africa) sent off Alessandro Troncon (Italy v Ireland 2001)

Steve Walsh (New Zealand) sent off Scott Murray (Scotland v Wales 2006)

Jaco Peyper (South Africa) sent off Rabah Slimani & Michele Rizzo (France v Italy 2014)

Jerome Garces (France) sent off Stuart Hogg (Scotland v Wales 2014)

Ben O'Keefe (New Zealand) sent off Manu Tuilagi (England v Wales 2020)

Paul Williams (New Zealand) sent off Mohamed Haouas (France v Scotland 2020)

Wayne Barnes (England) sent off Peter O'Mahony (Ireland v Wales 2021)

Matthew Carley (England) sent off Zander Fagerson (Scotland v Wales 2021)

Mathieu Raynal (France) sent off Bundee Aki (Ireland v England 2021)

Luke Pearce (England) sent off Paul Willemse (France v Wales 2021)

Wayne Barnes (England) sent off Finn Russell (Scotland v France 2021)

Nika Amashukeli (Georgia) sent off Hame Faiva (Italy v Ireland 2022)

Mathieu Raynal (France) sent off Charlie Ewels (England v Ireland 2022)

MOST YELLOW CARDS

27	Wayne Barnes (England) in 25 games
15	Alan Lewis (Ireland) in 10
14	Romain Poite (France) in 16
12	Alain Rolland (Ireland) in 17
11	Pascal Gauzere (France) in 11
9	Jonathan Kaplan (South Africa) in 17
9	Craig Joubert (South Africa) in 14
9	Nigel Owens (Wales) in 21
8	George Clancy (Ireland) in 10
8	Jerome Garces (France) in 13

MOST YELLOW CARDS IN A GAME

5	Alan Lewis (Ireland), France (4) v Italy (1) in 2002
4	Stuart Dickinson (Australia), France (2) v England (2) in 2000
4	Alan Lewis (Ireland), Italy (3) v England (1) in 2000
4	Wayne Barnes (England), Italy (1) v Ireland (3) in 2013
3	Kelvin Deaker (New Zealand), Italy (2) v Scotland (2) in 2001
3	Alan Lewis (Ireland), England (1) v Scotland (2) in 2003
3	Chris White (England), Italy (2) v Ireland (1) in 2009
3	Romain Poite (France), Wales (1) v Scotland (2) in 2012
3	Alain Rolland (Ireland), Italy (1) v Scotland (2) in 2012
3	Alain Rolland (Ireland), Wales (2) v France (1) in 2014
3	Pascal Gauzere (France), Ireland (1) v Scotland (2) in 2016
3	Jerome Garces (France), Wales (2) v Italy (1) in 2018
3	Pascal Gauzere (France), Scotland (0) v Italy (3) in 2021
3	Luke Pearce (England), France (1) v Wales (2) in 2021

REFEREE REPLACED

Tappe Henning replaced by David McHugh at 48', England v France in 2001

Pablo Deluca replaced by Tony Spreadbury at half-time, Scotland v Wales in 2003

Romain Poite replaced by Jerome Garces at 59', England v Scotland in 2011

PENALTY TRIES AWARDED (14)

Alan Lewis: Italy v England (Stadio Flaminio) 18.3.2000

Steve Walsh: Scotland v Wales (Millennium Stadium) 12.2.2006

Nigel Owens: France v Ireland (Stade de France) 9.2.2008

Nigel Owens: Scotland v Italy (Stadio Flaminio) 15.3.2008

Wayne Barnes: Scotland v France (Stade de France) 5.2.2011

Nigel Owens: England v Ireland (Twickenham) 17.3.2012

George Clancy: Italy v Scotland (Murrayfield) 28.2.2015

Wayne Barnes: Ireland v Wales (Millennium Stadium) 14.3.2015

Glen Jackson: Italy v Ireland (Stadio Olimpico) 11.2.2017

Wayne Barnes: Italy v France (Velodrome) 23.2.2018

Jaco Peyper: France v England (Stade de France) 10.3.2018

Nigel Owens: England v France (Twickenham) 10.2.2019

Wayne Barnes: France v Ireland (Stade de France) 31.10.2020

Ben O'Keefe: Scotland v England (Murrayfield) 5.2.2022

INDEX

ENGLAND

FRANCE

IRELAND

ITALY

SCOTLAND

WALES

OFFICIALS

HEAD TO HEADS

RECORDS

UNDER-20

OFFICIALS INDEX



NAME	COUNTRY	REFEREE	YC	RC	PT	ASS. REFEREE	TMO
MC (Mike) Adamson	Scotland	3	1	-	-	6	-
PR (Peter) Allan	Scotland	-	-	-	-	9	1
N (Nika) Amashukeli	Georgia	1	1	1	-	1	-
F (Federico) Anselmi	Argentina	-	-	-	-	8	-
GJP (George) Ayoub	Australia	-	-	-	-	-	10
W (Wayne) Barnes	England	25	27	2	4	25	1
C (Christophe) Berdos	France	2	1	-	-	12	3
NJ (Nic) Berry	Australia	3	2	-	-	3	-
S (Stuart) Berry	South Africa	-	-	-	-	5	-
WD (Derek) Bevan	Wales	1	-	-	-	1	-
BS (Ben) Blain	Scotland	-	-	-	-	1	-
A (Andrew) Brace	Ireland	5	2	-	-	12	-
NP (Nick) Briant	New Zealand	-	-	-	-	2	-
P (Pierre) Brousset	France	-	-	-	-	2	-
C (Chris) Busby	Ireland	-	-	-	-	2	-
B (Brian) Campsall	England	-	-	-	-	1	1
MJ (Matthew) Carley	England	6	4	1	-	13	-
D (David) Changleng	Scotland	-	-	-	-	11	5
M (Malcolm) Changleng	Scotland	-	-	-	-	4	2
G (George) Clancy	Ireland	10	8	-	1	11	3
AJ (Andrew) Cole	Australia	5	-	-	-	4	-
DG (Donal) Courtney	Ireland	3	3	-	-	8	4
B (Brett) Cronan	Australia	-	-	-	-	-	2
F (Federico) Cuesta	Argentina	-	-	-	-	4	-
C (Carlo) Damasco	Italy	-	-	-	-	7	7
E (Eric) Darriere	France	-	-	-	-	3	4
GS (Gregg) Davies	Scotland	-	-	-	-	1	1
RG (Robert) Davies	Wales	1	1	-	-	2	-
G (Giulio) de Santis	Italy	-	-	-	-	4	19
KM (Kelvin) Deaker	New Zealand	4	5	-	-	4	-
RS (Rob) Debney	England	-	-	-	-	2	2
PC (Pablo) Deluca	Argentina	3	1	1	-	5	-
SJ (Stuart) Dickinson	Australia	8	6	-	-	5	-
KS (Karl) Dickson	England	1	-	-	-	7	2
JR (Rob) Dickson	Scotland	1	2	-	-	14	2
JJ (James) Doleman	New Zealand	-	-	-	-	-	-
JP (JP) Doyle	England	3	1	-	-	7	-
J (Joel) Dume	France	3	2	-	-	4	-
CP (Craig) Evans	Wales	-	-	-	-	6	-
P (Peter) Fitzgibbon	Ireland	-	-	-	-	9	4
JM (Jim) Fleming	Scotland	1	2	-	-	1	-
T (Thomas) Foley	England	-	-	-	-	1	7
MI (Mike) Fraser	New Zealand	-	-	-	-	6	-
J (Jerome) Garces	France	12+	8	1	-	17	-
A (Angus) Gardner	Australia	5	2	-	-	4	-
GM (Greg) Garner	England	-	-	-	-	5	-
P (Pascal) Gauzere	France	11	11	-	-	21	-
E (Eric) Gauzins	France	-	-	-	-	-	3
C (Claudio) Giacomel	Italy	-	-	-	-	1	1
ID (David) Grashoff	England	-	-	-	-	-	4
T (Tim) Hayes	Wales	-	-	-	-	9	3
WTS (Tappe) Henning	South Africa	1	-	-	-	1	-
T (Taizo) Hirabayashi	Japan	-	-	-	-	4	-
L (Leighton) Hodges	Wales	-	-	-	-	9	-

INDEX

ENGLAND

FRANCE

IRELAND

ITALY

SCOTLAND

WALES

OFFICIALS

HEAD TO HEADS

RECORDS

UNDER-20

OFFICIALS INDEX



NAME	COUNTRY	REFEREE	YC	RC	PT	ASS. REFEREE	TMO
PG (Paul) Honiss	New Zealand	8	4	-	-	6	-
G (Graham) Hughes	England	-	-	-	-	-	27
IA (Ian) Hyde-Lay	Canada	-	-	-	-	1	-
GW (Glen) Jackson	New Zealand	6	3	-	1	7	-
D (Daniel) Jones	Wales	-	-	-	-	1	-
M (Marius) Jonker	South Africa	4	1	-	-	2	11
C (Craig) Joubert	South Africa	14	9	-	-	6	-
J (Joel) Jutge	France	7	5	-	-	18	1
Jl (Jonathan) Kaplan	South Africa	17	9	1	-	5	-
M (Marshall) Kilgore	Ireland	-	-	-	-	-	3
RMC (Rowan) Kitt	England	-	-	-	-	-	10
S (Shuhei) Kubo	Japan	-	-	-	-	2	-
J (Johnny) Lacey	Ireland	5	-	-	-	13	-
SJ (Steve) Lander	England	3	3	-	-	7	-
BJ (Bryce) Lawrence	New Zealand	4	2	-	-	2	-
SM (Mark) Lawrence	South Africa	6	2	-	-	6	-
JT (James) Leckie	Australia	-	-	-	-	-	2
DA (Alan) Lewis	Ireland	10	15	-	1	17	2
A (Antonio) Lombardi	Italy	-	-	-	-	1	1
F (Franck) Maciello	France	-	-	-	-	1	1
S (Simon) McDowell	Ireland	-	-	-	-	15	20
DTM (David) McHugh	Ireland	4+1	3	-	-	8	1
B (Brian) MacNeice	Ireland	-	-	-	-	-	5
PL (Peter) Marshall	Australia	2	-	-	-	2	-
CL (Craig) Maxwell-Keys	England	-	-	-	-	1	-
RTE (Roy) Maybank	England	-	-	-	-	2	3
D (Didier) Mene	France	-	-	-	-	1	3
M (Marius) Mitrea	Italy	-	-	-	-	6	-
G (Giovanni) Morandin	Italy	-	-	-	-	3	-
EF (Ed) Morrison	England	-	-	-	-	-	1
CB (Chuck) Muir	Scotland	-	-	-	-	-	1
DC (Damon) Murphy	Australia	1	-	-	-	1	-
F (Frank) Murphy	Ireland	-	-	-	-	4	1
JM (Joy) Neville	Ireland	-	-	-	-	-	3
GR (Glenn) Newman	New Zealand	-	-	-	-	-	8
PD (Paddy) O'Brien	New Zealand	4	1	-	-	3	-
BD (Ben) O'Keefe	New Zealand	6	4	1	1	6	-
N (Nigel) Owens	Wales	21	9	-	4	26	3
F (Francisco) Pastrana	Argentina	-	-	-	-	4	-
N (Neil) Paterson	Scotland	-	-	-	-	2	-
LW (Luke) Pearce	England	5	5	1	-	15	1
D (Dave) Pearson	England	6	3	-	-	10	4
J (Jaco) Peyper	South Africa	11	6	2	1	5	-
D (Dudley) Phillips	Ireland	-	-	-	-	2	-
A (Andrea) Piardi	Italy	-	-	-	-	4	-
BE (Brendon) Pickerill	New Zealand	-	-	-	-	4	-
R (Romain) Poite	France	16	14	-	-	19	7
CJ (Chris) Pollock	New Zealand	3	3	-	-	2	-
DI (Iain) Ramage	Scotland	1	1	-	-	5	5
M (Mathieu) Raynal	France	7	4	2	-	16	-
T (Tony) Redmond	Ireland	-	-	-	-	-	4
CP (Christophe) Ridley	England	-	-	-	-	7	-
P (Patrick) Robin	France	-	-	-	-	-	1
ACP (Alain) Rolland	Ireland	17	12	-	-	18	1

INDEX

ENGLAND

FRANCE

IRELAND

ITALY

SCOTLAND

WALES

OFFICIALS

HEAD TO HEADS

RECORDS

UNDER-20

OFFICIALS INDEX



NAME	COUNTRY	REFEREE	YC	RC	PT	ASS. REFEREE	TMO
A (Alexandre) Ruiz	France	-	-	-	-	10	2
G (Gareth) Simmonds	Wales	-	-	-	-	-	4
BD (Ben) Skeen	New Zealand	-	-	-	-	-	12
A (Andrew) Small	England	-	-	-	-	4	-
AJ (Tony) Spreadbury	England	4+1	2	-	-	9	1
BW (Brian) Stirling	Ireland	-	-	-	-	-	1
SR (Stuart) Terheege	England	-	-	-	-	7	3
C (Clayton) Thomas	Wales	1	1	-	-	1	1
T (Tual) Trainini	France	-	-	-	-	1	-
DA (Andy) Turner	South Africa	1	-	-	-	1	-
D (Dion) van Blommestein	South Africa	-	-	-	-	-	1
L (Lourens) van der Merwe	South Africa	-	-	-	-	3	-
M (Marius) van der Westhuizen	South Africa	-	-	-	-	5	2
SI (Shaun) Veldsman	South Africa	-	-	-	-	-	3
SR (Steve) Walsh	New Zealand/Australia	13	6	1	1	8	-
G (Geoff) Warren	England	-	-	-	-	-	14
H (Hugh) Watkins	Wales	-	-	-	-	5	13
AJ (Andre) Watson	South Africa	2	-	-	-	1	-
J (Jordan) Way	Australia	-	-	-	-	-	-
CR (Chris) White	England	9	7	-	-	17	2
BJ (Ben) Whitehouse	Wales	-	-	-	-	1	2
NC (Nigel) Whitehouse	Wales	2	1	-	-	18	14
NH (Nigel) Williams	Wales	3	1	-	-	4	1
PM (Paul) Williams	New Zealand	2	1	1	-	3	-
SM (Scott) Young	Australia	2	2	-	-	2	-
J (Jim) Yuille	Scotland	-	-	-	-	-	11



INDEX

ENGLAND

FRANCE

IRELAND

ITALY

SCOTLAND

WALES

OFFICIALS

HEAD TO HEADS

RECORDS

UNDER-20

GUINNESS SIX NATIONS HEAD TO HEADS



- INDEX
- ENGLAND
- FRANCE
- IRELAND
- ITALY
- SCOTLAND
- WALES
- OFFICIALS
- HEAD TO HEADS
- RECORDS
- UNDER-20



WALES V IRELAND

Sat 4 Feb, 14:15, Principality Stadium



PREVIOUS GUINNESS SIX NATIONS ENCOUNTERS

WALES					MATCH RESULT			IRELAND				
VENUE	T	C	PG	DG	WAL	YEAR	IRE	T	C	PG	DG	VENUE
	2	2	3	-	23	2000	19	1	1	4	-	Lansdowne Road
Millennium Stadium	-	-	2	-	6	2001	36	3	3	5	-	
Millennium Stadium	1	1	1	-	10	2002	54	6	3	6	-	Lansdowne Road
Millennium Stadium	3	3	-	1	24	2003	25	2	-	4	1	
Millennium Stadium	2	1	1	-	15	2004	36	6	3	-	-	Lansdowne Road
Millennium Stadium	2	2	5	1	32	2005	20	2	2	2	-	
Millennium Stadium	1	-	-	-	5	2006	31	3	2	4	-	Lansdowne Road
Millennium Stadium	-	-	3	-	9	2007	19	3	2	-	-	
Millennium Stadium	1	1	3	-	16	2008	12	-	-	4	-	Croke Park
Millennium Stadium	-	-	4	1	15	2009	17	2	2	-	1	
	-	-	4	-	12	2010	27	3	-	3	1	Croke Park
Millennium Stadium	1	1	4	-	19	2011	13	1	1	2	-	
Millennium Stadium	3	1	2	-	23	2012	21	2	1	3	-	Aviva Stadium
Millennium Stadium	3	2	1	-	22	2013	30	3	3	3	-	
	-	-	1	-	3	2014	26	2	2	4	-	Aviva Stadium
Millennium Stadium	1	-	5	1	23	2015	16	1	1	3	-	
	1	1	3	-	16	2016	16	1	1	3	-	Aviva Stadium
Principality Stadium	3	2	1	-	22	2017	9	-	-	3	-	
	3	3	2	-	27	2018	37	5	3	2	-	Aviva Stadium
Principality Stadium	1	1	6	-	25	2019	7	1	1	-	-	
	2	2	-	-	14	2020	24	4	2	-	-	Aviva Stadium
Principality Stadium	2	1	3	-	21	2021	16	1	1	3	-	
	1	1	-	-	7	2022	29	4	3	1	-	Aviva Stadium
	33	25	54	4	389	Totals	540	56	37	59	3	

WIN DRAW

COMPARING THE NATIONS

WALES					HEAD TO HEAD			IRELAND				
	P	W	D	L	WaW	D	IrW	P	W	D	L	
All Tests	767	398	30	339	70	7	56	734	341	32	361	All Tests
Six Nations	115	63	3	49	9	1	13	115	76	3	36	Six Nations
@Principality Stadium	152	85	4	63	6	0	7	16	9	0	7	@Principality Stadium

TOP PERFORMERS

MOST APPEARANCES		MOST POINTS		MOST TRIES	
APPS	NAME (W/D/L)	PTS	NAME (starts + reps)	TRIES	NAME (starts + reps)
14	Brian O'Driscoll (10/0/4)	108	Johnny Sexton (12+1)	7	Brian O'Driscoll (14)
12+2	Rory Best (7/1/6)	107	Stephen Jones (11)	4	George North (9+1)
8+5	Ronan O'Gara (8/0/5)	95	Ronan O'Gara (8+5)	3	Ronan O'Gara (8+5)
12+1	Johnny Sexton (6/1/6)	73	Leigh Halfpenny (10)	3	Stephen Jones (11)
12	Alun Wyn Jones (6/1/5)	57	David Humphreys (3+3)	3	Shane Horgan (5)
9+3	Cian Healy (6/0/6)	35	Brian O'Driscoll (14)	3	Geordan Murphy (5+2)
11	John Hayes (8/0/3)	20	George North (9+1)	3	Keith Gleeson (2+1)
11	Stephen Jones (3/0/8)	20	Gareth Anscombe (1+1)	3	Andrew Conway (2)
11	Paul O'Connell (6/0/5)	15	Shane Horgan (5)		
8+3	Donncha O'Callaghan (7/0/4)	15	Geordan Murphy (5+2)		
8+3	Gethin Jenkins (3/1/7)	15	Keith Gleeson (2+1)		
10+1	Conor Murray (5/1/5)	15	Andrew Conway (2)		



ENGLAND V SCOTLAND

Sat 4 Feb, 16:45, Twickenham Stadium



PREVIOUS GUINNESS SIX NATIONS ENCOUNTERS												
ENGLAND					MATCH RESULT				SCOTLAND			
VENUE	T	C	PG	DG	ENG	YEAR	SCO	T	C	PG	DG	VENUE
	1	1	2	-	13	2000	19	1	1	4	-	BT Murrayfield
Twickenham	6	5	1	-	43	2001	3	-	-	1	-	BT Murrayfield
	4	3	1	-	29	2002	3	-	-	1	-	BT Murrayfield
Twickenham	4	4	4	-	40	2003	9	-	-	3	-	BT Murrayfield
	4	3	3	-	35	2004	13	1	1	2	-	BT Murrayfield
Twickenham	7	4	-	-	43	2005	22	3	2	1	-	BT Murrayfield
	-	-	4	-	12	2006	18	-	-	5	1	BT Murrayfield
Twickenham	4	2	5	1	42	2007	20	2	2	2	-	BT Murrayfield
	-	-	3	-	9	2008	15	-	-	5	-	BT Murrayfield
Twickenham	3	1	2	1	26	2009	12	-	-	4	-	BT Murrayfield
	-	-	5	-	15	2010	15	-	-	4	1	BT Murrayfield
Twickenham	1	1	5	-	22	2011	16	1	1	2	1	BT Murrayfield
	1	1	2	-	13	2012	6	-	-	2	-	BT Murrayfield
Twickenham	4	3	4	-	38	2013	18	2	1	2	-	BT Murrayfield
	2	2	1	1	20	2014	0	-	-	-	-	BT Murrayfield
Twickenham	3	2	2	-	25	2015	13	1	1	2	-	BT Murrayfield
	2	1	1	-	15	2016	9	-	-	3	-	BT Murrayfield
Twickenham	7	7	4	-	61	2017	21	3	3	-	-	BT Murrayfield
	1	1	2	-	13	2018	25	3	2	2	-	BT Murrayfield
Twickenham	5	5	1	-	38	2019	38	6	4	-	-	BT Murrayfield
	1	1	2	-	13	2020	6	-	-	2	-	BT Murrayfield
Twickenham	-	-	2	-	6	2021	11	1	-	2	-	BT Murrayfield
	1	-	4	-	17	2022	20	2	1	2	-	BT Murrayfield
	61	47	60	3	588	Totals	332	26	19	51	3	

WIN DRAW

COMPARING THE NATIONS												
ENGLAND					HEAD TO HEAD				SCOTLAND			
	P	W	D	L	EnW	D	ScW	P	W	D	L	
All Tests	773	431	52	290	76	19	45	730	318	33	379	All Tests
Six Nations	115	77	2	36	15	2	6	115	36	3	76	Six Nations
@Twickenham	334	222	25	87	39	6	5	51	5	6	40	@Twickenham

TOP PERFORMERS					
MOST APPEARANCES		MOST POINTS		MOST TRIES	
APPS	NAME (W/D/L)	PTS	NAME (starts + reps)	TRIES	NAME (starts + reps)
8+4	Ross Ford (2/1/9)	102	Owen Farrell (9)	6	Jason Robinson (4+1)
11	Chris Paterson (3/0/8)	96	Jonny Wilkinson (7+1)	4	Jonathan Joseph (5)
8+3	Ben Youngs (7/2/2)	78	Chris Paterson (11)	4	Huw Jones (3+1)
8+2	Dylan Hartley (8/1/1)	36	Greig Laidlaw (5+2)	3	Iain Balshaw (4+2)
9+1	Dan Cole (7/2/1)	32	Finn Russell (7)	3	Ben Cohen (6)
6+3	Joe Worsley (6/1/2)	30	Jason Robinson (4+1)	3	Lawrence Dallaglio (4+1)
9	Simon Taylor (2/0/7)	27	Charlie Hodgson (3+2)	3	Josh Lewsey (5)
4+5	Courtney Lawes (6/1/2)	27	Dan Parks (4+3)	3	Jamie Noon (3)
9	Owen Farrell (6/1/2)	26	Toby Flood (3+3)	3	Danny Care (4+4)
9	Stuart Hogg (3/0/6)	25	Duncan Hodge (3)	3	Jack Nowell (5+2)
7+2	Jonny Gray (3/1/5)	22	George Ford (5+3)	2	Simon Taylor (9)
		21	Danny Care (4+4)	2	Sean Maitland (6)
		20	Jonathan Joseph (5)	2	George Ford (5+3)
		20	Huw Jones (3+1)	2	Darcy Graham (2)

INDEX

ENGLAND

FRANCE

IRELAND

ITALY

SCOTLAND

WALES

OFFICIALS

HEAD TO HEADS

RECORDS

UNDER-20



ITALY V FRANCE

Sun 5 Feb, 16:00, Stadio Olimpico



PREVIOUS GUINNESS SIX NATIONS ENCOUNTERS

ITALY				MATCH RESULT			FRANCE					
VENUE	T	C	PG	DG	ITA	YEAR	FRA	T	C	PG	DG	VENUE
	4	4	-	1	31	2000	42	5	4	3	-	Stade de France
Stadio Flaminio	1	1	4	-	19	2001	30	3	3	3	-	
	-	-	4	-	12	2002	33	2	1	7	-	Stade de France
Stadio Flaminio	4	2	1	-	27	2003	53	7	6	2	-	
	-	-	-	-	0	2004	25	3	2	2	-	Stade de France
Stadio Flaminio	1	1	2	-	13	2005	56	7	6	3	-	
	-	-	3	1	12	2006	37	5	3	2	-	Stade de France
Stadio Flaminio	-	-	1	-	3	2007	39	5	4	2	-	
	1	1	2	-	13	2008	25	3	2	2	-	Stade de France
Stadio Flaminio	1	-	1	-	8	2009	50	7	3	3	-	
	2	2	2	-	20	2010	46	6	5	2	-	Stade de France
Stadio Flaminio	1	1	5	-	22	2011	21	2	1	3	-	
	-	-	3	1	12	2012	30	4	2	2	-	Stade de France
Stadio Olimpico	2	2	1	2	23	2013	18	2	1	2	-	
	1	1	1	-	10	2014	30	3	3	3	-	Stade de France
Stadio Olimpico	-	-	-	-	0	2015	29	2	2	5	-	
	2	1	2	1	21	2016	23	3	1	2	-	Stade de France
Stadio Olimpico	2	1	2	-	18	2017	40	4	4	4	-	
	2	1	1	-	17	2018	34	3	2	5	-	Stade Velodrome
Stadio Olimpico	2	-	3	-	14	2019	25	3	2	1	1	
	3	2	1	-	22	2020	35	5	2	2	-	Stade de France
Stadio Olimpico	1	1	1	-	10	2021	50	7	6	1	-	
	1	1	1	-	10	2022	37	5	3	2	-	Stade de France
	31	22	41	6	337	Totals	808	96	68	63	1	

WIN DRAW

COMPARING THE NATIONS

	ITALY				HEAD TO HEAD			FRANCE				
	P	W	D	L	ItW	D	FrW	P	W	D	L	
All Tests	537	196	14	327	3	0	43	796	436	33	327	All Tests
Six Nations	115	13	1	101	2	0	21	115	73	2	40	Six Nations
@Stadio Olimpico	36	3	1	32	1	0	5	6	5	0	1	@Stadio Olimpico

TOP PERFORMERS

MOST APPEARANCES		MOST POINTS		MOST TRIES	
APPS	NAME (W/D/L)	PTS	NAME (starts + reps)	TRIES	NAME (starts + reps)
15	Sergio Parisse (2/0/13)	64	Dimitri Yachvili (4+3)	5	Aurelien Rougerie (6)
7+6	Martin Castrogiovanni (2/0/11)	47	Morgan Parra (3+2)	4	Sergio Parisse (15)
10+2	Andrea Lo Cicero Vaina (2/0/10)	37	Diego Dominguez (3)	4	Yannick Jauzion (7)
8+3	Alessandro Zanni (2/0/9)	32	Mirco Bergamasco (8+1)	4	David Marty (2+1)
10+1	Leonardo Ghiraldini (2/0/9)	27	Ramiro Pez (2+1)	3	Damien Traille (5+3)
8+2	Marco Bortolami (0/0/10)	26	Camille Lopez (2+1)	3	Imanol Harinordoquy (4+3)
5+4	Salvatore Perugini (1/0/8)	25	Aurelien Rougerie (6)	3	Sebastien Chabal (3+1)
8+1	Mirco Bergamasco (1/0/8)	25	Romain Ntamack (3)	3	Louis Picamoles (7+1)
8+1	Andrea Masi (2/0/7)	23	Gerald Merceron (1+1)	3	Hugo Bonneval (3)
5+4	Francois Trinh-Duc (7/0/2)	23	Carlo Canna (3+2)	3	Teddy Thomas (2)
		22	Frederic Michalak (4+2)	3	Gabin Villiere (2)
		22	Tommaso Allan (5)		



IRELAND V FRANCE

Sat 11 Feb, 14:15, Aviva Stadium



PREVIOUS GUINNESS SIX NATIONS ENCOUNTERS

IRELAND					MATCH RESULT			FRANCE				
VENUE	T	C	PG	DG	IRE	YEAR	FRA	T	C	PG	DG	VENUE
	3	3	2	-	27	2000	25	1	1	6	-	Stade de France
Lansdowne Road	1	1	5	-	22	2001	15	2	1	1	-	
	1	-	-	-	5	2002	44	5	2	5	-	Stade de France
Lansdowne Road	-	-	4	1	15	2003	12	-	-	4	-	
	2	2	1	-	17	2004	35	4	3	3	-	Stade de France
Lansdowne Road	1	1	4	-	19	2005	26	3	1	2	1	
	4	4	1	-	31	2006	43	6	5	1	-	Stade de France
Croke Park	1	-	4	-	17	2007	20	2	2	2	-	
	2	1	3	-	21	2008	26	4	3	-	-	Stade de France
Croke Park	3	3	3	-	30	2009	21	2	1	1	2	
	1	1	1	-	10	2010	33	3	3	2	2	Stade de France
Aviva Stadium	3	2	1	-	22	2011	25	1	1	6	-	
	2	2	1	-	17	2012	17	1	-	4	-	Stade de France
Aviva Stadium	1	1	2	-	13	2013	13	1	1	2	-	
	3	2	1	-	22	2014	20	2	2	2	-	Stade de France
Aviva Stadium	-	-	6	-	18	2015	11	1	-	2	-	
	-	-	3	-	9	2016	10	1	1	1	-	Stade de France
Aviva Stadium	1	1	3	1	19	2017	9	-	-	3	-	
	-	-	4	1	15	2018	13	1	1	2	-	Stade de France
Aviva Stadium	4	3	-	-	26	2019	14	2	2	-	-	
	3	3	2	-	27	2020	35	4	2	3	-	Stade de France
Aviva Stadium	1	1	2	-	13	2021	15	2	1	1	-	
	3	3	1	-	24	2022	30	2	1	6	-	Stade de France
	40	34	54	3	439	Totals	512	50	34	59	5	

WIN DRAW

COMPARING THE NATIONS

	IRELAND				HEAD TO HEAD			FRANCE				
	P	W	D	L	IrW	D	FrW	P	W	D	L	
All Tests	734	341	32	361	35	7	59	796	436	33	327	All Tests
Six Nations	115	76	3	36	9	2	12	115	73	2	40	Six Nations
@Aviva Stadium	312	170	19	123	16	5	20	43	22	5	16	@Aviva Stadium

TOP PERFORMERS

MOST APPEARANCES		MOST POINTS		MOST TRIES	
APPS	NAME (W/D/L)	PTS	NAME (starts + reps)	TRIES	NAME (starts + reps)
10+3	Rory Best (6/2/5)	108	Ronan O'Gara (9+3)	6	Brian O'Driscoll (12)
12	Brian O'Driscoll (5/1/6)	100	Johnny Sexton (9+1)	5	Vincent Clerc (7+1)
9+3	Ronan O'Gara (3/1/8)	45	Morgan Parra (4+3)	3	Cedric Heymans (3+2)
9+3	Cian Healy (5/2/5)	36	Gerald Merceron (2)	3	Jamie Heaslip (10)
11	John Hayes (4/0/7)	30	Brian O'Driscoll (12)	3	Maxime Medard (5+1)
10+1	Paul O'Connell (3/1/7)	25	Vincent Clerc (7+1)	3	Johnny Sexton (9+1)
10	Jamie Heaslip (4/2/4)	24	Jean-Baptiste Elissalde (3)		
10	Rob Kearney (5/2/3)	23	Frederic Michalak (3+2)		
9+1	Johnny Sexton (5/1/4)	20	David Humphreys (2+1)		
9+1	Conor Murray (5/2/3)	18	Romain Ntamack (3)		
For France		16	Maxime Machenaud (2+2)		
5+3	Sylvain Marconnet (6/0/2)				
8	Imanol Harinordoguy (5/1/2)				
7+1	Vincent Clerc (5/2/1)				
7+1	Nicolas Mas (4/2/2)				



SCOTLAND V WALES

Sat 11 Feb, 16:45, BT Murrayfield



PREVIOUS GUINNESS SIX NATIONS ENCOUNTERS

SCOTLAND					MATCH RESULT			WALES				
VENUE	T	C	PG	DG	SCO	YEAR	WAL	T	C	PG	DG	VENUE
	2	1	2	-	18	2000	26	2	2	4	-	Millennium Stadium
BT Murrayfield	3	2	3	-	28	2001	28	1	1	4	3	
	2	1	5	-	27	2002	22	1	1	5	-	Millennium Stadium
BT Murrayfield	3	3	3	-	30	2003	22	3	2	1	-	
	1	1	-	1	10	2004	23	3	1	2	-	Millennium Stadium
BT Murrayfield	3	2	1	-	22	2005	46	6	5	2	-	
	2	1	2	-	18	2006	28	4	4	-	-	Millennium Stadium
BT Murrayfield	-	-	7	-	21	2007	9	-	-	3	-	
	-	-	5	-	15	2008	30	3	3	3	-	Millennium Stadium
BT Murrayfield	1	1	2	-	13	2009	26	4	-	2	-	
	2	1	2	2	24	2010	31	3	2	4	-	Millennium Stadium
BT Murrayfield	-	-	2	-	6	2011	24	2	1	4	-	
	1	1	2	-	13	2012	27	3	3	2	-	Millennium Stadium
BT Murrayfield	-	-	6	-	18	2013	28	1	1	7	-	
	-	-	1	-	3	2014	51	7	5	2	-	Millennium Stadium
BT Murrayfield	2	2	3	-	23	2015	26	2	2	4	-	
	2	2	3	-	23	2016	27	3	3	2	-	Principality Stadium
BT Murrayfield	2	2	5	-	29	2017	13	1	1	2	-	
	1	1	-	-	7	2018	34	4	4	2	-	Principality Stadium
BT Murrayfield	1	-	2	-	11	2019	18	2	1	2	-	
	1	-	3	-	14	2020	10	1	1	1	-	Parc y Scarlets
BT Murrayfield	3	3	1	-	24	2021	25	4	1	1	-	
	1	-	4	-	17	2022	20	1	-	4	1	Principality Stadium
	33	24	64	3	414	Totals	594	61	44	63	4	

WIN DRAW

COMPARING THE NATIONS

SCOTLAND					HEAD TO HEAD			WALES				
	P	W	D	L	ScW	D	WaW	P	W	D	L	
All Tests	730	318	33	379	50	3	75	767	398	30	339	All Tests
Six Nations	115	36	3	76	5	1	17	115	63	3	49	Six Nations
@BT Murrayfield	298	152	10	136	22	1	22	45	22	1	22	@BT Murrayfield

TOP PERFORMERS

MOST APPEARANCES			MOST POINTS		MOST TRIES	
APPS	NAME (W/D/L)	PTS	NAME (starts + reps)	TRIES	NAME (starts + reps)	
13	Alun Wyn Jones (10/0/3)	111	Stephen Jones (9+2)	9	Shane Williams (8)	
5+7	Gethin Jenkins (10/0/2)	109	Leigh Halfpenny (9)	6	Rhys Williams (5)	
8+4	Ross Ford (2/0/10)	101	Chris Paterson (10+1)	6	Leigh Halfpenny (9)	
10+1	Chris Paterson (3/1/7)	56	Greig Laidlaw (5+2)	4	Chris Paterson (10+1)	
9+2	Stephen Jones (8/0/3)	53	Finn Russell (8)	3	Jamie Roberts (9+1)	
10	Martyn Williams (6/1/3)	45	Shane Williams (8)	3	Stuart Hogg (9+1)	
9+1	Adam Jones (9/0/1)	43	Dan Biggar (8+1)	3	George North (6)	
9+1	Sean Lamont (1/0/9)	30	Rhys Williams (5)	3	Liam Williams (8)	
9+1	Jamie Roberts (9/0/1)	28	James Hook (4+3)	3	Darcy Graham (4)	
9+1	Jonathan Davies (8/0/2)	23	Neil Jenkins (1)			
9+1	Stuart Hogg (2/0/8)	18	Dan Parks (5+1)			
		18	Stuart Hogg (9+1)			



ENGLAND V ITALY

Sun 12 Feb, 15:00, Twickenham Stadium



PREVIOUS GUINNESS SIX NATIONS ENCOUNTERS

ENGLAND					MATCH RESULT			ITALY				
VENUE	T	C	PG	DG	ENG	YEAR	ITA	T	C	PG	DG	VENUE
	8	5	2	1	59	2000	12	2	1	-	-	Stadio Flaminio
Twickenham	10	9	4	-	80	2001	23	2	2	3	-	
	6	6	1	-	45	2002	9	-	-	3	-	Stadio Flaminio
Twickenham	6	5	-	-	40	2003	5	1	-	-	-	
	7	3	3	-	50	2004	9	-	-	2	1	Stadio Flaminio
Twickenham	6	3	1	-	39	2005	7	1	1	-	-	
	4	4	1	-	31	2006	16	1	1	1	2	Stadio Flaminio
Twickenham	1	-	5	-	20	2007	7	1	1	-	-	
	2	2	3	-	23	2008	19	1	1	4	-	Stadio Flaminio
Twickenham	5	4	1	-	36	2009	11	1	-	2	-	
	1	-	3	1	17	2010	12	-	-	4	-	Stadio Flaminio
Twickenham	8	8	1	-	59	2011	13	1	1	2	-	
	1	1	4	-	19	2012	15	2	1	1	-	Stadio Olimpico
Twickenham	-	-	6	-	18	2013	11	1	-	2	-	
	7	7	1	-	52	2014	11	1	-	2	-	Stadio Olimpico
Twickenham	6	4	3	-	47	2015	17	3	1	-	-	
	5	3	3	-	40	2016	9	-	-	3	-	Stadio Olimpico
Twickenham	6	3	-	-	36	2017	15	2	1	-	1	
	7	4	1	-	46	2018	15	2	1	1	-	Stadio Olimpico
Twickenham	8	7	1	-	57	2019	14	2	2	-	-	
	5	3	1	-	34	2020	5	1	-	-	-	Stadio Olimpico
Twickenham	6	4	1	-	41	2021	18	2	1	2	-	
	5	4	-	-	33	2022	0	-	-	-	-	Stadio Olimpico
	120	89	46	2	922	Totals	273	27	15	32	4	

WIN DRAW

COMPARING THE NATIONS

ENGLAND					HEAD TO HEAD			ITALY				
	P	W	D	L	EnW	D	ItW	P	W	D	L	
All Tests	773	431	52	290	29	0	0	537	196	14	327	All Tests
Six Nations	115	77	2	36	23	0	0	115	13	1	101	Six Nations
@Twickenham	334	222	25	87	16	0	0	16	0	0	16	@Twickenham

TOP PERFORMERS

MOST APPEARANCES		MOST POINTS		MOST TRIES	
APPS	NAME (W/D/L)	PTS	NAME (starts + reps)	TRIES	NAME (starts + reps)
15	Sergio Parisse (0/0/15)	116	Jonny Wilkinson (7+1)	6	Austin Healey (2+1)
9+4	Martin Castrogiovanni (0/0/13)	106	Owen Farrell (8)	6	Mark Cueto (5)
10+1	Marco Bortolami (0/0/11)	36	Toby Flood (3+1)	5	Jason Robinson (3+1)
9+2	Andrea Masi (0/0/11)	35	Mirco Bergamasco (7+1)	5	Jonathan Joseph (3+1)
8+3	Ben Youngs (11/0/0)	34	George Ford (5+3)	4	Iain Balshaw (5+1)
7+3	Andrea Lo Cicero Vaïna (0/0/10)	30	Austin Healey (2+1)	4	Ben Cohen (5)
8+2	Dylan Hartley (10/0/0)	30	Mark Cueto (5)	4	Chris Ashton (3)
8+1	Mauro Bergamasco (0/0/9)	28	Charlie Hodgson (3+2)	4	Jack Nowell (3+2)
8+1	Leonardo Ghiraldini (0/0/9)	28	Tommaso Allan (3+3)	4	Anthony Watson (5)
8+1	Luke McLean (0/0/9)	25	Jason Robinson (3+1)	4	Jamie George (3+4)
8+1	Dan Cole (9/0/0)	25	Jonathan Joseph (3+1)	For Italy	
				3	Mirco Bergamasco (7+1)
				3	Luca Morisi (3+1)



ITALY V IRELAND

Sat 25 Feb, 15:15, Stadio Olimpico



PREVIOUS GUINNESS SIX NATIONS ENCOUNTERS

ITALY					MATCH RESULT				IRELAND				
VENUE	T	C	PG	DG	ITA	YEAR	IRE	T	C	PG	DG	VENUE	
	1	1	2	-	13	2000	60	6	6	6	-	Lansdowne Road	
Stadio Flaminio	3	2	1	-	22	2001	41	5	2	4	-		
	2	2	-	1	17	2002	32	3	1	5	-	Lansdowne Road	
Stadio Flaminio	1	1	2	-	13	2003	37	5	3	2	-		
	-	-	1	-	3	2004	19	3	2	-	-	Lansdowne Road	
Stadio Flaminio	1	-	4	-	17	2005	28	3	2	3	-		
	1	1	3	-	16	2006	26	2	2	4	-	Lansdowne Road	
Stadio Flaminio	2	1	2	2	24	2007	51	8	4	1	-		
	1	-	2	-	11	2008	16	1	1	3	-	Croke Park	
Stadio Flaminio	-	-	3	-	9	2009	38	5	5	1	-		
	1	-	2	-	11	2010	29	2	2	5	-	Croke Park	
Stadio Flaminio	1	-	2	-	11	2011	13	1	1	1	1		
	1	1	1	-	10	2012	42	5	4	3	-	Aviva Stadium	
Stadio Olimpico	1	1	5	-	22	2013	15	-	-	5	-		
	1	1	-	-	7	2014	46	7	4	1	-	Aviva Stadium	
Stadio Olimpico	-	-	1	-	3	2015	26	2	2	4	-		
	2	1	1	-	15	2016	58	9	5	1	-	Aviva Stadium	
Stadio Olimpico	1	1	1	-	10	2017	63	9	9	-	-		
	3	2	-	-	19	2018	56	8	8	-	-	Aviva Stadium	
Stadio Olimpico	2	-	2	-	16	2019	26	4	3	-	-		
	2	2	1	-	17	2020	50	7	6	1	-	Aviva Stadium	
Stadio Olimpico	1	1	1	-	10	2021	48	6	6	2	-		
	-	-	2	-	6	2022	57	9	6	-	-	Aviva Stadium	
	28	18	39	3	302	Totals	877	110	84	52	1		

WIN DRAW

COMPARING THE NATIONS

ITALY					HEAD TO HEAD			IRELAND				
	P	W	D	L	ItW	D	IrW	P	W	D	L	
All Tests	537	196	14	327	4	0	30	734	341	32	361	All Tests
Six Nations	115	13	1	101	1	0	22	115	76	3	36	Six Nations
@Stadio Olimpico	36	3	1	32	1	0	4	5	4	0	1	@Stadio Olimpico

TOP PERFORMERS

MOST APPEARANCES			MOST POINTS			MOST TRIES		
APPS	NAME (W/D/L)	PTS	NAME (starts + reps)	TRIES	NAME (starts + reps)			
13	Brian O'Driscoll (12/0/1)	146	Ronan O'Gara (9+3)	6	Keith Earls (7+2)			
9+3	Ronan O'Gara (12/0/0)	104	Johnny Sexton (8+1)	6	C.J Stander (4+1)			
12	Sergio Parisse (1/0/11)	37	Paddy Jackson (2+1)	5	Brian O'Driscoll (13)			
11	John Hayes (11/0/0)	30	Keith Earls (7+2)	5	Shane Horgan (7)			
9+2	Rory Best (10/0/1)	30	C.J Stander (4+1)	4	Girvan Dempsey (6+1)			
9+2	Leonardo Ghiraldini (1/0/10)	29	David Humphreys (2+2)	4	Denis Hickie (5)			
9+2	Alessandro Zanni (1/0/10)	29	Ramiro Pez (3+1)	4	Tommy Bowe (5)			
8+2	Peter Stringer (10/0/0)	25	Brian O'Driscoll (13)	For Italy				
6+4	Salvatore Perugini (0/0/10)	25	Shane Horgan (7)	2	Mauro Bergamasco (9)			
8+2	Martin Castrogiovanni (0/0/10)	20	Girvan Dempsey (6+1)	2	Martin Castrogiovanni (8+2)			
9+1	Gordon D'Arcy (10/0/0)	20	Denis Hickie (5)	2	Leonardo Sarto (3)			
7+3	Andrea Masi (1/0/9)	20	Tommy Bowe (5)	2	Edoardo Padovani (5)			
9+1	Rob Kearney (9/0/1)	20	Paolo Garbisi (3)					

INDEX

ENGLAND

FRANCE

IRELAND

ITALY

SCOTLAND

WALES

OFFICIALS

HEAD TO HEADS

RECORDS

UNDER-20



WALES V ENGLAND

Sat 25 Feb, 16:45, Principality Stadium



PREVIOUS GUINNESS SIX NATIONS ENCOUNTERS

WALES					MATCH RESULT				ENGLAND				
VENUE	T	C	PG	DG	WAL	YEAR	ENG	T	C	PG	DG	VENUE	
Millennium Stadium	-	-	3	1	12	2000	46	5	3	5	-	Twickenham	
Millennium Stadium	2	1	1	-	15	2001	44	6	4	2	-	Twickenham	
Millennium Stadium	1	1	1	-	10	2002	50	5	5	4	1	Twickenham	
Millennium Stadium	-	-	3	-	9	2003	26	2	2	2	2	Twickenham	
Millennium Stadium	2	1	3	-	21	2004	31	3	2	4	-	Twickenham	
Millennium Stadium	1	-	2	-	11	2005	9	-	-	3	-	Twickenham	
Millennium Stadium	1	1	2	-	13	2006	47	6	4	3	-	Twickenham	
Millennium Stadium	2	1	4	1	27	2007	18	2	1	1	1	Twickenham	
Millennium Stadium	2	2	4	-	26	2008	19	1	1	3	1	Twickenham	
Millennium Stadium	1	-	6	-	23	2009	15	2	1	-	1	Twickenham	
Millennium Stadium	2	2	1	-	17	2010	30	3	3	3	-	Twickenham	
Millennium Stadium	1	1	4	-	19	2011	26	2	2	4	-	Twickenham	
Millennium Stadium	1	1	4	-	19	2012	12	-	-	3	-	Twickenham	
Millennium Stadium	2	1	5	1	30	2013	3	-	-	1	-	Twickenham	
Millennium Stadium	-	-	6	-	18	2014	29	2	2	5	-	Twickenham	
Millennium Stadium	1	1	2	1	16	2015	21	2	1	3	-	Twickenham	
Millennium Stadium	3	3	-	-	21	2016	25	1	1	6	-	Twickenham	
Principality Stadium	1	1	3	-	16	2017	21	2	1	3	-	Twickenham	
Principality Stadium	-	-	2	-	6	2018	12	2	1	-	-	Twickenham	
Principality Stadium	2	1	4	-	21	2019	13	1	1	2	-	Twickenham	
Principality Stadium	3	3	3	-	30	2020	33	3	3	4	-	Twickenham	
Principality Stadium	4	4	4	-	40	2021	24	2	1	4	-	Twickenham	
Principality Stadium	3	2	-	-	19	2022	23	1	-	6	-	Twickenham	
	35	27	67	4	439	Totals	577	53	39	71	6		

WIN DRAW

COMPARING THE NATIONS

WALES					HEAD TO HEAD			ENGLAND				
	P	W	D	L	WaW	D	EnW	P	W	D	L	
All Tests	767	398	30	339	60	12	66	773	431	52	290	All Tests
Six Nations	115	63	3	49	8	0	15	115	77	2	36	Six Nations
@Principality Stadium	152	85	4	63	8	0	6	14	6	0	8	@Principality Stadium

TOP PERFORMERS

MOST APPEARANCES		MOST POINTS		MOST TRIES	
APPS	NAME (W/D/L)	PTS	NAME (starts + reps)	TRIES	NAME (starts + reps)
15	Alun Wyn Jones (7/0/8)	113	Jonny Wilkinson (6+1)	5	Will Greenwood (4)
9+2	Martyn Williams (4/0/7)	104	Owen Farrell (9)	4	Ben Cohen (6)
8+3	Gethin Jenkins (6/0/5)	77	Leigh Halfpenny (7+1)	4	Anthony Watson (5)
8+2	Dylan Hartley (7/0/3)	55	Stephen Jones (7)	3	Matt Dawson (4+2)
8+2	Ben Youngs (6/0/4)	46	James Hook (4+1)	3	Josh Adams (4)
9+1	Jonathan Davies (4/0/6)	45	Dan Biggar (7+2)		
8+1	Adam Jones (6/0/3)	28	Toby Flood (4+3)		
7+2	James Haskell (5/0/4)	25	Will Greenwood (4)		
8+1	Jamie Roberts (3/0/6)	22	Charlie Hodgson (3)		
9	Owen Farrell (5/0/4)	20	Ben Cohen (6)		
7+2	Taulupe Faletau (3/0/6)	20	Anthony Watson (5)		
8+1	George North (4/0/5)	17	Neil Jenkins (2)		
6+3	Ken Owens (4/0/5)	16	Olly Barkley (1+1)		
7+2	Dan Biggar (3/0/6)				

- INDEX
- ENGLAND
- FRANCE
- IRELAND
- ITALY
- SCOTLAND
- WALES
- OFFICIALS
- HEAD TO HEADS
- RECORDS
- UNDER-20



FRANCE V SCOTLAND

Sun 26 Feb, 16:00, Stade de France



PREVIOUS GUINNESS SIX NATIONS ENCOUNTERS

FRANCE					MATCH RESULT			SCOTLAND					VENUE
VENUE	T	C	PG	DG	FRA	YEAR	SCO	T	C	PG	DG	VENUE	
Stade de France	3	2	3	-	28	2000	16	1	1	3	-	BT Murrayfield	
Stade de France	1	1	3	-	16	2001	6	-	-	2	-	BT Murrayfield	
Stade de France	3	2	1	-	22	2002	10	1	1	1	-	BT Murrayfield	
Stade de France	4	3	4	-	38	2003	3	-	-	1	-	BT Murrayfield	
Stade de France	3	2	4	-	31	2004	0	-	-	-	-	BT Murrayfield	
Stade de France	1	1	2	1	16	2005	9	-	-	3	-	BT Murrayfield	
Stade de France	2	-	2	-	16	2006	20	2	2	2	-	BT Murrayfield	
Stade de France	6	5	2	-	46	2007	19	3	2	-	-	BT Murrayfield	
Stade de France	3	3	2	-	27	2008	6	-	-	1	1	BT Murrayfield	
Stade de France	1	1	5	-	22	2009	13	1	1	2	-	BT Murrayfield	
Stade de France	2	1	2	-	18	2010	9	-	-	3	-	BT Murrayfield	
Stade de France	4	4	1	1	34	2011	21	3	3	-	-	BT Murrayfield	
Stade de France	2	2	2	1	23	2012	17	2	2	1	-	BT Murrayfield	
Stade de France	2	2	3	-	23	2013	16	1	1	3	-	BT Murrayfield	
Stade de France	1	1	4	-	19	2014	17	2	2	1	-	BT Murrayfield	
Stade de France	-	-	5	-	15	2015	8	1	-	1	-	BT Murrayfield	
Stade de France	2	1	2	-	18	2016	29	3	1	4	-	BT Murrayfield	
Stade de France	1	1	5	-	22	2017	16	2	-	2	-	BT Murrayfield	
Stade de France	2	2	4	-	26	2018	32	2	2	6	-	BT Murrayfield	
Stade de France	4	2	1	-	27	2019	10	1	1	1	-	BT Murrayfield	
Stade de France	2	2	1	-	17	2020	28	3	2	3	-	BT Murrayfield	
Stade de France	3	1	2	-	23	2021	27	3	3	2	-	BT Murrayfield	
Stade de France	6	3	-	-	36	2022	17	2	2	1	-	BT Murrayfield	
	58	42	60	3	563	Totals	349	33	26	43	1		

WIN DRAW

COMPARING THE NATIONS

FRANCE					HEAD TO HEAD			SCOTLAND				
	P	W	D	L	FrW	D	ScW	P	W	D	L	
All Tests	796	436	33	327	57	3	39	730	318	33	379	All Tests
Six Nations	115	73	2	40	18	0	5	115	36	3	76	Six Nations
@Stade de France	98	63	2	33	12	0	2	14	2	0	12	@Stade de France

TOP PERFORMERS

MOST APPEARANCES		MOST POINTS		MOST TRIES	
APPS	NAME (W/D/L)	PTS	NAME (starts + reps)	TRIES	NAME (starts + reps)
9+2	Chris Paterson (1/0/10)	57	Greig Laidlaw (8)	4	Sean Lamont (7+1)
9+2	Ross Ford (1/0/10)	45	Chris Paterson (9+2)	4	Stuart Hogg (10)
10	Stuart Hogg (4/0/6)	36	Lionel Beauxis (3+1)	4	Damian Penaud (4)
8	Scott Murray (1/0/7)	32	Camille Lopez (2)	3	Olivier Magne (5)
6+2	Jason White (1/0/7)	31	Maxime Machenaud (3+2)	3	Damien Traille (6+1)
4+4	Julien Bonnaire (7/0/1)	25	Stuart Hogg (10)	3	Yannick Jauzion (4)
3+5	Chris Cusiter (1/0/7)	23	Dimitri Yachvili (1+4)	3	Maxime Medard (5+2)
7+1	Sean Lamont (1/0/7)	22	Morgan Parra (4+3)	3	Gael Fickou (6+2)
8	John Barclay (2/0/6)	21	Damien Traille (6+1)	3	Sean Maitland (5)
5+3	Guilhem Guirado (6/0/2)	21	Finn Russell (6)	3	Duhan van der Merwe (2)
8	Greig Laidlaw (2/0/6)	20	Gerald Merceron (2+1)		
6+2	Gael Fickou (5/0/3)	20	Sean Lamont (7+1)		
		20	Damian Penaud (4)		

INDEX

ENGLAND

FRANCE

IRELAND

ITALY

SCOTLAND

WALES

OFFICIALS

HEAD TO HEADS

RECORDS

UNDER-20



ITALY V WALES

Sat 11 Mar, 15:15, Stadio Olimpico



PREVIOUS GUINNESS SIX NATIONS ENCOUNTERS

ITALY					MATCH RESULT			WALES				
VENUE	T	C	PG	DG	ITA	YEAR	WAL	T	C	PG	DG	VENUE
	1	1	2	1	16	2000	47	4	3	7	-	Millennium Stadium
Stadio Flaminio	1	-	5	1	23	2001	33	3	3	4	-	
	2	2	2	-	20	2002	44	5	5	3	-	Millennium Stadium
Stadio Flaminio	3	3	1	2	30	2003	22	3	2	1	-	
	1	1	1	-	10	2004	44	6	4	2	-	Millennium Stadium
Stadio Flaminio	1	-	1	-	8	2005	38	6	4	4	-	
	2	1	2	-	18	2006	18	2	1	2	-	Millennium Stadium
Stadio Flaminio	2	2	3	-	23	2007	20	2	2	2	-	
	1	-	1	-	8	2008	47	5	5	4	-	Millennium Stadium
Stadio Flaminio	-	-	5	-	15	2009	20	2	2	2	-	
	1	1	1	-	10	2010	33	3	3	4	-	Millennium Stadium
Stadio Flaminio	2	-	2	-	16	2011	24	2	1	3	1	
	-	-	1	-	3	2012	24	2	1	4	-	Millennium Stadium
Stadio Olimpico	-	-	3	-	9	2013	26	2	2	4	-	
	2	1	1	-	15	2014	23	2	2	3	-	Millennium Stadium
Stadio Olimpico	2	2	2	-	21	2015	60	8	6	3	-	
	2	2	-	-	14	2016	67	9	8	2	-	Principality Stadium
Stadio Olimpico	1	1	-	-	7	2017	33	3	3	4	-	
	2	2	-	-	14	2018	38	5	5	1	-	Principality Stadium
Stadio Olimpico	2	1	1	-	15	2019	26	2	2	4	-	
	-	-	-	-	0	2020	42	5	4	3	-	Principality Stadium
Stadio Olimpico	1	1	-	-	7	2021	48	7	5	1	-	
	1	1	5	-	22	2022	21	3	3	-	-	Principality Stadium
	30	22	39	4	324	Totals	798	91	76	63	1	

WIN DRAW

COMPARING THE NATIONS

ITALY					HEAD TO HEAD			WALES				
	P	W	D	L	ItW	D	WaW	P	W	D	L	
All Tests	537	196	14	327	3	1	27	767	398	30	339	All Tests
Six Nations	115	13	1	101	3	1	19	115	63	3	49	Six Nations
@Stadio Olimpico	36	3	1	32	0	0	6	6	6	0	0	@Stadio Olimpico

TOP PERFORMERS

MOST APPEARANCES		MOST POINTS		MOST TRIES	
APPS	NAME (W/D/L)	PTS	NAME (starts + reps)	TRIES	NAME (starts + reps)
12	Sergio Parisse (1/1/10)	103	Stephen Jones (8+2)	9	Shane Williams (9)
10+2	Alessandro Zanni (1/1/10)	78	Dan Biggar (8)	9	George North (9)
10+2	Alun Wyn Jones (10/0/2)	72	Leigh Halfpenny (6+1)	6	Josh Adams (4)
11	Mauro Bergamasco (2/0/9)	45	Shane Williams (9)	5	Tom Shanklin (5+3)
6+5	Salvatore Perugini (2/1/8)	45	Neil Jenkins (2)	3	Rhys Williams (3+1)
9+2	Mirco Bergamasco (2/1/8)	45	George North (9)	3	Jamie Roberts (8+1)
9+2	Marco Bortolami (2/1/8)	44	Diego Dominguez (3)	3	Jonathan Davies (7)
9+2	Martin Castrogiovanni (0/1/10)	35	James Hook (4+3)	3	Alex Cuthbert (3)
10+1	Leonardo Ghiraldini (0/0/11)	30	Josh Adams (4)	3	Liam Williams (6)
8+2	Stephen Jones (8/1/1)	26	Ramiro Pez (3)	For Italy	
6+4	Andrea Lo Cicero Vaina (1/1/8)	25	Tom Shanklin (5+3)	2	Carlo Checchinato (3)
7+3	Gethin Jenkins (8/1/1)	18	Andrea Marcato (2)	2	Michele Campagnaro (2+1)
		16	Edoardo Padovani (3+1)	2	Edoardo Padovani (3+1)



ENGLAND V FRANCE

Sat 11 Mar, 16:45, Twickenham Stadium



PREVIOUS GUINNESS SIX NATIONS ENCOUNTERS

ENGLAND					MATCH RESULT				FRANCE				
VENUE	T	C	PG	DG	ENG	YEAR	FRA	T	C	PG	DG	VENUE	
Twickenham	-	-	5	-	15	2000	9	-	-	3	-	Stade de France	
Twickenham	6	6	2	-	48	2001	19	1	1	3	1	Stade de France	
Twickenham	2	1	1	-	15	2002	20	2	2	2	-	Stade de France	
Twickenham	1	1	5	1	25	2003	17	3	1	-	-	Stade de France	
Twickenham	2	1	3	-	21	2004	24	2	1	4	-	Stade de France	
Twickenham	2	2	1	-	17	2005	18	-	-	6	-	Stade de France	
Twickenham	-	-	2	-	6	2006	31	3	2	4	-	Stade de France	
Twickenham	2	2	4	-	26	2007	18	-	-	6	-	Stade de France	
Twickenham	2	1	3	1	24	2008	13	1	1	2	-	Stade de France	
Twickenham	5	3	1	-	34	2009	10	2	-	-	-	Stade de France	
Twickenham	1	1	1	-	10	2010	12	-	-	3	1	Stade de France	
Twickenham	1	-	4	-	17	2011	9	-	-	3	-	Stade de France	
Twickenham	3	3	1	-	24	2012	22	1	1	5	-	Stade de France	
Twickenham	1	-	6	-	23	2013	13	1	1	2	-	Stade de France	
Twickenham	2	1	3	1	24	2014	26	3	1	3	-	Stade de France	
Twickenham	7	7	2	-	55	2015	35	5	2	2	-	Stade de France	
Twickenham	3	2	4	-	31	2016	27	-	-	7	-	Stade de France	
Twickenham	1	1	4	-	19	2017	16	1	1	3	-	Stade de France	
Twickenham	1	1	3	-	16	2018	22	1	-	5	-	Stade de France	
Twickenham	6	3	2	-	44	2019	8	1	-	1	-	Stade de France	
Twickenham	2	2	1	-	17	2020	24	3	3	1	-	Stade de France	
Twickenham	2	2	3	-	23	2021	20	2	2	2	-	Stade de France	
Twickenham	1	1	2	-	13	2022	25	3	2	2	-	Stade de France	
	53	41	63	3	547	Totals	438	35	21	69	2		

WIN DRAW

COMPARING THE NATIONS

ENGLAND					HEAD TO HEAD			FRANCE				
	P	W	D	L	EnW	D	FrW	P	W	D	L	
All Tests	773	431	52	290	60	7	42	796	436	33	327	All Tests
Six Nations	115	77	2	36	14	0	9	115	73	2	40	Six Nations
@Twickenham	334	222	25	87	34	5	11	52	13	5	34	@Twickenham

TOP PERFORMERS

MOST APPEARANCES		MOST POINTS		MOST TRIES	
APPS	NAME (W/D/L)	PTS	NAME (starts + reps)	TRIES	NAME (starts + reps)
9+1	Dan Cole (7/0/3)	101	Owen Farrell (9)	6	Jonny May (6)
8+2	Ben Youngs (8/0/2)	78	Jonny Wilkinson (5+2)	3	Ben Foden (3)
4+5	James Haskell (7/0/2)	74	Dimitri Yachvili (5+1)	3	Anthony Watson (4)
8+1	Dylan Hartley (7/0/2)	42	Toby Flood (5+1)	2	Ben Cohen (6+1)
9	Owen Farrell (6/0/3)	38	Maxime Machenaud (2+3)	2	Jason Robinson (5+1)
7+2	Gael Fickou (4/0/5)	31	Gerald Merceron (3)	2	Imanol Harinordoguy (7+1)
8	Mike Tindall (4/0/4)	30	Jonny May (6)	2	Damien Traille (6+2)
7+1	Joe Worsley (3/0/5)	25	Morgan Parra (5+2)	2	Josh Lewsey (4)
6+2	Lionel Nallet (2/0/6)	25	George Ford (6+2)	2	Riki Flutey (2)
7+1	Imanol Harinordoguy (3/0/5)	16	Olly Barkley (2)	2	Ben Youngs (8+2)
6+2	Damien Traille (4/0/4)	15	Ben Foden (3)	2	Yoann Huget (5+1)
5+3	Julien Bonnaire (3/0/5)	15	Anthony Watson (4)	2	Manu Tuilagi (4)
8	Nicolas Mas (3/0/5)	12	Damien Traille (6+2)	2	Wesley Fofana (4)
7+1	Francois Trinh-Duc (2/0/6)	12	Lionel Beauxis (1+2)	2	Gael Fickou (7+2)
4+4	Danny Care (5/0/3)	11	Camille Lopey (2)	2	Jack Nowell (4+2)
5+3	Joe Marler (4/0/4)			2	Antoine Dupont (3+1)
8	Courtney Lawes (4/0/4)			2	Damian Penaud (3)
6+2	George Ford (5/0/3)			2	Charles Ollivon (2)

INDEX

ENGLAND

FRANCE

IRELAND

ITALY

SCOTLAND

WALES

OFFICIALS

HEAD TO HEADS

RECORDS

UNDER-20



SCOTLAND V IRELAND

Sun 12 Mar, 15:00, BT Murrayfield



PREVIOUS GUINNESS SIX NATIONS ENCOUNTERS

SCOTLAND		MATCH RESULT						IRELAND				
VENUE	T	C	PG	DG	SCO	YEAR	IRE	T	C	PG	DG	VENUE
	3	2	1	-	22	2000	44	5	5	3	-	Lansdowne Road
BT Murrayfield	4	3	2	-	32	2001	10	1	1	1	-	Lansdowne Road
	1	1	5	-	22	2002	43	5	3	4	-	Lansdowne Road
BT Murrayfield	-	-	2	-	6	2003	36	3	3	5	-	Lansdowne Road
	1	1	2	1	16	2004	37	5	3	2	-	Lansdowne Road
BT Murrayfield	2	-	1	-	13	2005	40	5	3	3	-	Lansdowne Road
	-	-	3	-	9	2006	15	-	-	5	-	Lansdowne Road
BT Murrayfield	-	-	6	-	18	2007	19	1	1	4	-	Croke Park
	1	1	2	-	13	2008	34	5	3	1	-	Croke Park
BT Murrayfield	-	-	5	-	15	2009	22	1	1	4	1	Croke Park
	1	-	5	1	23	2010	20	2	2	2	-	Croke Park
BT Murrayfield	-	-	5	1	18	2011	21	3	3	-	-	Aviva Stadium
	1	-	4	-	9	2012	15	4	3	2	-	Aviva Stadium
BT Murrayfield	-	-	3	-	12	2013	8	1	-	1	-	Aviva Stadium
	-	-	2	-	6	2014	28	3	2	3	-	Aviva Stadium
BT Murrayfield	1	1	1	-	10	2015	40	4	4	4	-	Aviva Stadium
	3	2	2	-	25	2016	35	4	3	3	-	Aviva Stadium
BT Murrayfield	3	3	2	-	27	2017	22	3	2	1	-	Aviva Stadium
	1	-	1	-	8	2018	28	4	4	-	-	Aviva Stadium
BT Murrayfield	1	1	2	-	13	2019	22	3	2	1	-	Aviva Stadium
	-	-	4	-	12	2020	19	1	1	4	-	Aviva Stadium
BT Murrayfield	3	3	1	-	24	2021	27	2	1	5	-	Aviva Stadium
	1	-	-	-	5	2022	26	4	3	-	-	Aviva Stadium
	27	18	61	3	358	Totals	611	69	53	58	1	

WIN DRAW

COMPARING THE NATIONS

	SCOTLAND				HEAD TO HEAD			IRELAND				
	P	W	D	L	ScW	D	IrW	P	W	D	L	
All Tests	730	318	33	379	67	5	68	734	341	32	361	All Tests
Six Nations	115	36	3	76	4	0	19	115	76	3	36	Six Nations
@BT Murrayfield	298	152	10	136	22	1	26	49	26	1	22	@BT Murrayfield

TOP PERFORMERS

MOST APPEARANCES		MOST POINTS		MOST TRIES	
APPS	NAME (W/D/L)	PTS	NAME (starts + reps)	TRIES	NAME (starts + reps)
13	Brian O'Driscoll (10/0/3)	116	Ronan O'Gara (9+4)	5	Brian O'Driscoll (13)
9+4	Ronan O'Gara (10/0/3)	113	Johnny Sexton (10+1)	4	Conor Murray (8+1)
12+1	Rory Best (10/0/3)	83	Chris Paterson (10)	3	Jamie Heaslip (9+1)
10+2	Cian Healy (10/0/2)	65	Greig Laidlaw (8)	3	Tommy Bowe (6+1)
11	John Hayes (9/0/2)	60	David Humphreys (2+4)	3	Keith Earls (9)
8+3	Peter Stringer (10/0/1)	27	Dan Parks (5+2)	3	Stuart Hogg (11)
9+2	Ross Ford (3/0/8)	25	Brian O'Driscoll (13)	3	Jacob Stockdale (3)
10+1	Johnny Sexton (10/0/1)	22	Conor Murray (8+1)		
11	Stuart Hogg (2/0/9)	19	Stuart Hogg (11)		
10	Chris Paterson (1/0/9)	17	Brendan Laney (2+1)		
7+3	Donncha O'Callaghan (8/0/2)				
9+1	Jamie Heaslip (7/0/3)				
9+1	Rob Kearney (7/0/3)				



SCOTLAND V ITALY

Sat 18 Mar, 12:30, BT Murrayfield



PREVIOUS GUINNESS SIX NATIONS ENCOUNTERS

SCOTLAND					MATCH RESULT			ITALY				
VENUE	T	C	PG	DG	SCO	YEAR	ITA	T	C	PG	DG	VENUE
	2	2	1	1	20	2000	34	1	1	6	3	Stadio Flaminio
BT Murrayfield	1	-	5	1	23	2001	19	1	1	4	-	
	2	2	5	-	29	2002	12	-	-	4	-	Stadio Flaminio
BT Murrayfield	4	2	3	-	33	2003	25	3	2	2	-	
	1	-	3	-	14	2004	20	1	-	5	-	Stadio Flaminio
BT Murrayfield	-	-	6	-	18	2005	10	1	1	1	-	
	1	1	1	1	13	2006	10	1	1	1	-	Stadio Flaminio
BT Murrayfield	2	2	1	-	17	2007	37	4	4	3	-	
	2	2	2	-	20	2008	23	2	2	2	1	Stadio Flaminio
BT Murrayfield	2	2	4	-	26	2009	6	-	-	1	1	
	-	-	3	1	12	2010	16	1	1	3	-	Stadio Flaminio
BT Murrayfield	2	1	3	-	21	2011	8	1	-	1	-	
	-	-	2	-	6	2012	13	1	1	1	1	Stadio Olimpico
BT Murrayfield	4	4	2	-	34	2013	10	1	1	1	-	
	2	1	2	1	21	2014	20	2	2	2	-	Stadio Olimpico
BT Murrayfield	1	1	4	1	19	2015	22	3	2	2	-	
	3	3	5	-	36	2016	20	2	2	2	-	Stadio Olimpico
BT Murrayfield	4	3	1	-	29	2017	0	-	-	-	-	
	4	3	1	-	29	2018	27	3	3	2	-	Stadio Olimpico
BT Murrayfield	5	4	-	-	33	2019	20	3	1	1	-	
	3	1	-	-	17	2020	0	-	-	-	-	Stadio Olimpico
BT Murrayfield	8	6	-	-	52	2021	10	1	1	1	-	
	5	4	-	-	33	2022	22	3	2	1	-	Stadio Olimpico
	58	44	54	6	555	Totals	384	35	28	46	6	

WIN DRAW

COMPARING THE NATIONS

	SCOTLAND				HEAD TO HEAD			ITALY				
	P	W	D	L	ScW	D	ItW	P	W	D	L	
All Tests	730	318	33	379	26	0	8	537	196	14	327	All Tests
Six Nations	115	36	3	76	16	0	7	115	13	1	101	Six Nations
@ BT Murrayfield	298	152	10	136	14	0	2	16	2	0	14	@ BT Murrayfield

TOP PERFORMERS

MOST APPEARANCES		MOST POINTS		MOST TRIES	
APPS	NAME (W/D/L)	PTS	NAME (starts + reps)	TRIES	NAME (starts + reps)
15	Sergio Parisse (5/0/10)	96	Chris Paterson (9+1)	5	Stuart Hogg (11)
11+2	Martin Castrogiovanni (5/0/8)	76	Greig Laidlaw (7)	4	Chris Harris (2+2)
11+1	Alessandro Zanni (4/0/8)	55	Diego Dominguez (3)	3	Chris Paterson (9+1)
8+3	Andrea Lo Cicero Vaina (4/0/7)	42	Tommaso Allan (4+1)	3	Tommaso Allan (4+1)
10+1	Mirco Bergamasco (5/0/6)	40	Stuart Hogg (11)	3	Blair Kinghorn (2)
10+1	Leonardo Ghiraldini (3/0/8)	27	Mirco Bergamasco (10+1)		
11	Stuart Hogg (9/0/2)	24	Brendan Laney (2)		
9+1	Chris Paterson (7/0/3)	21	Finn Russell (5)		
9+1	Marco Bortolami (5/0/5)	20	Ramiro Pez (2+2)		
9+1	Sean Lamont (6/0/4)	20	Roland de Marigny (3)		
9	Simon Taylor (6/0/3)	20	Chris Harris (2+2)		
9	Gonzalo Canale (5/0/4)	15	Dan Parks (3+2)		
8+1	Ross Ford (5/0/4)	15	Kelly Haimona (2)		
		15	Blair Kinghorn (2)		



FRANCE V WALES

Sat 18 Mar, 15:45, Stade de France



PREVIOUS GUINNESS SIX NATIONS ENCOUNTERS

FRANCE		MATCH RESULT						WALES				
VENUE	T	C	PG	DG	FRA	YEAR	WAL	T	C	PG	DG	VENUE
	3	3	4	1	36	2000	3	-	-	1	-	Millennium Stadium
Stade de France	2	2	7	-	35	2001	43	4	4	3	2	Millennium Stadium
	3	2	5	1	37	2002	33	3	3	4	-	Millennium Stadium
Stade de France	3	3	4	-	33	2003	5	1	-	-	-	
	2	2	5	-	29	2004	22	1	1	5	-	Millennium Stadium
Stade de France	2	1	1	1	18	2005	24	2	1	3	1	
	2	1	3	-	21	2006	16	1	1	3	-	Millennium Stadium
Stade de France	2	2	6	-	32	2007	21	3	3	-	-	
	-	-	4	-	12	2008	29	2	2	5	-	Millennium Stadium
Stade de France	2	1	3	-	21	2009	16	1	1	3	-	
	2	2	4	-	26	2010	20	2	2	2	-	Millennium Stadium
Stade de France	3	2	3	-	28	2011	9	-	-	3	-	
	-	-	3	-	9	2012	16	1	1	3	-	Millennium Stadium
Stade de France	-	-	2	-	6	2013	16	1	1	3	-	
	-	-	2	-	6	2014	27	2	1	5	-	Millennium Stadium
Stade de France	1	1	2	-	13	2015	20	1	-	5	-	
	1	1	1	-	10	2016	19	1	1	4	-	Principality Stadium
Stade de France	2	2	2	-	20	2017	18	-	-	6	-	
	1	1	1	1	13	2018	14	1	-	3	-	Principality Stadium
Stade de France	2	-	2	1	19	2019	24	3	3	1	-	
	3	3	2	-	27	2020	23	2	2	3	-	Principality Stadium
Stade de France	4	3	2	-	32	2021	30	3	3	3	-	
	1	1	2	-	13	2022	9	-	-	3	-	Principality Stadium
	41	33	70	5	496	Totals	457	35	30	71	3	

WIN DRAW

COMPARING THE NATIONS

FRANCE		HEAD TO HEAD						WALES				
	P	W	D	L	FrW	D	WaW	P	W	D	L	
All Tests	796	436	33	327	48	3	51	767	398	30	339	All Tests
Six Nations	115	73	2	40	13	0	10	115	63	3	49	Six Nations
@Stade de France	98	63	2	33	7	0	6	13	6	0	7	@Stade de France

TOP PERFORMERS

MOST APPEARANCES		MOST POINTS		MOST TRIES	
APPS	NAME (W/D/L)	PTS	NAME (starts + reps)	TRIES	NAME (starts + reps)
10+2	Gethin Jenkins (7/0/5)	91	Stephen Jones (8+3)	5	George North (11)
12	Alun Wyn Jones (6/0/6)	86	Leigh Halfpenny (10)	4	Martyn Williams (9+1)
8+3	Stephen Jones (3/0/8)	71	Dan Biggar (8+2)	3	Lionel Nallet (5+1)
11	George North (7/0/4)	43	Dimitri Yachvili (4+2)	3	Dan Biggar (8+2)
9+1	Martyn Williams (3/0/7)	38	Jean-Baptiste Elisalde (2+2)	2	Shane Williams (7+1)
10	Leigh Halfpenny (5/0/5)	37	Morgan Parra (5+2)	2	Thomas Castaignede (3)
9+1	Talupe Faletau (6/0/4)	33	Gerald Merceron (2+1)	2	Aurelien Rougerie (5)
8+2	Dan Biggar (6/0/4)	32	Christophe Lamaison (1+1)	2	Vincent Clerc (4+1)
7+2	Imanol Harinordoquy (7/0/2)	31	Neil Jenkins (2)	2	Brice Dulin (4)
9	Adam Jones (5/0/4)	27	Camille Lopez (3)	2	Tony Marsh (1)
3+6	Francois Trinh-Duc (4/0/5)	25	George North (11)		
8+1	Jamie Roberts (5/0/4)	25	Romain Ntamack (3+1)		
5+4	Ken Owens (6/0/3)	21	James Hook (4+2)		
9	Jonathan Davies (5/0/4)	20	Martyn Williams (9+1)		
6+3	Justin Tipuric (6/0/3)	19	David Skrela (2)		



IRELAND V ENGLAND

Sat 18 Mar, 17:00, Aviva Stadium



PREVIOUS GUINNESS SIX NATIONS ENCOUNTERS

IRELAND		MATCH RESULT					ENGLAND					
VENUE	T	C	PG	DG	IRE	YEAR	ENG	T	C	PG	DG	VENUE
	2	1	2	-	18	2000	50	6	4	4	-	Twickenham
Lansdowne Road	1	-	5	-	20	2001	14	1	-	3	-	Twickenham
	1	-	2	-	11	2002	45	6	6	1	-	Twickenham
Lansdowne Road	-	-	1	1	6	2003	42	5	4	1	2	Twickenham
	1	1	4	-	19	2004	13	1	1	2	-	Twickenham
Lansdowne Road	1	1	2	2	19	2005	13	1	1	1	1	Twickenham
	3	2	3	-	28	2006	24	2	1	4	-	Twickenham
Croke Park	4	4	5	-	43	2007	13	1	1	2	-	Twickenham
	1	1	1	-	10	2008	33	3	3	4	-	Twickenham
Croke Park	1	-	2	1	14	2009	13	1	1	2	-	Twickenham
	3	1	1	-	20	2010	16	1	1	2	1	Twickenham
Aviva Stadium	2	1	4	-	24	2011	8	1	-	1	-	Twickenham
	-	-	3	-	9	2012	30	2	1	6	-	Twickenham
Aviva Stadium	-	-	2	1	6	2013	12	-	-	4	-	Twickenham
	1	1	1	-	10	2014	13	1	1	2	-	Twickenham
Aviva Stadium	1	1	4	-	19	2015	9	-	-	2	1	Twickenham
	1	1	1	-	10	2016	21	2	1	3	-	Twickenham
Aviva Stadium	1	1	2	-	13	2017	9	-	-	3	-	Twickenham
	3	3	1	-	24	2018	15	3	-	-	-	Twickenham
Aviva Stadium	2	2	2	-	20	2019	32	4	3	2	-	Twickenham
	2	1	-	-	12	2020	24	3	3	1	-	Twickenham
Aviva Stadium	2	2	6	-	32	2021	18	2	1	2	-	Twickenham
	4	3	2	-	32	2022	15	-	-	5	-	Twickenham
	37	27	56	5	419	Totals	482	46	33	57	5	

WIN DRAW

COMPARING THE NATIONS

	IRELAND				HEAD TO HEAD			ENGLAND				
	P	W	D	L	IrW	D	EnW	P	W	D	L	
All Tests	734	341	32	361	51	8	80	773	431	52	290	All Tests
Six Nations	115	76	3	36	13	0	10	115	77	2	36	Six Nations
@Aviva Stadium	312	170	19	123	29	4	31	64	31	4	29	@Aviva Stadium

TOP PERFORMERS

MOST APPEARANCES		MOST POINTS		MOST TRIES	
APPS	NAME (W/D/L)	PTS	NAME (starts + reps)	TRIES	NAME (starts + reps)
13	Brian O'Driscoll (8/0/5)	106	Johnny Sexton (13)	4	Will Greenwood (4)
6+7	Ronan O'Gara (8/0/5)	92	Ronan O'Gara (6+7)	4	Elliot Daly (5+2)
12+1	Rory Best (7/0/6)	87	Owen Farrell (9)	3	Brian O'Driscoll (13)
9+4	Cian Healy (7/0/6)	83	Jonny Wilkinson (6+2)	3	Ben Cohen (5)
13	Johnny Sexton (7/0/6)	29	David Humphreys (4)	3	Austin Healey (2+1)
10+1	Paul O'Connell (8/0/3)	22	Elliot Daly (5+2)	3	Shane Horgan (6)
7+3	Peter Stringer (7/0/3)	20	Will Greenwood (4)	3	Tommy Bowe (6)
10	John Hayes (7/0/3)	18	Brian O'Driscoll (13)	3	Jonny May (5)
8+2	Dylan Hartley (4/0/6)	18	Danny Cipriani (1)		
8+2	Keith Earls (5/0/5)	16	Andy Goode (1+1)		
8+2	Ben Youngs (5/0/5)				
8+2	Peter O'Mahony (5/0/5)				



GUINNESS
SIX NATIONS



RECORDS



- INDEX
- ENGLAND
- FRANCE
- IRELAND
- ITALY
- SCOTLAND
- WALES
- OFFICIALS
- HEAD TO HEADS
- RECORDS
- UNDER-20

RBS 6 NATIONS 2000					ATTACK					DEFENCE						
Pos	Nation	W	D	L	Pts	T	C	PG	DG	For	T	C	PG	DG	Agst	PD
1	England	4	0	1	8	20	13	18	1	183	5	3	12	1	70	113
2	France	3	0	2	6	12	10	19	1	140	8	8	11	1	92	48
3	Ireland	3	0	2	6	17	16	17	-	168	13	10	16	-	133	35
4	Wales	3	0	2	6	8	7	18	1	111	12	9	17	2	145	-24
5	Scotland	1	0	4	2	9	7	11	1	95	12	11	18	3	135	-50
6	Italy	1	0	4	2	9	8	10	5	106	25	20	19	2	228	-122
TOTALS		15	0	15	30	75	61	93	9	803	75	61	93	9	803	

RBS 6 NATIONS 2001					ATTACK					DEFENCE						
Pos	Nation	W	D	L	Pts	T	C	PG	DG	For	T	C	PG	DG	Agst	PD
1	England	4	0	1	8	29	24	12	-	229	6	4	13	1	80	149
2	Ireland	4	0	1	8	11	7	20	-	129	10	6	9	-	89	40
3	Scotland	2	1	2	5	8	5	13	1	92	10	9	13	3	116	-24
4	Wales	2	1	2	5	10	9	14	5	125	15	11	22	1	166	-41
5	France	2	0	3	4	9	8	17	1	115	12	12	16	2	138	-23
6	Italy	0	0	5	0	8	6	17	1	106	22	17	20	1	207	-101
TOTALS		14	1	14	30	75	59	93	8	796	75	59	93	8	796	

RBS 6 NATIONS 2002					ATTACK					DEFENCE						
Pos	Nation	W	D	L	Pts	T	C	PG	DG	For	T	C	PG	DG	Agst	PD
1	France	5	0	0	10	15	9	20	1	156	7	5	10	-	75	81
2	England	4	0	1	8	23	21	8	-	184	4	3	9	-	53	131
3	Ireland	3	0	2	6	16	7	17	-	145	15	12	12	1	138	7
4	Scotland	2	0	3	4	6	5	17	-	91	13	9	15	-	128	-37
5	Wales	1	0	4	2	11	11	14	-	119	18	13	22	2	188	-69
6	Italy	0	0	5	0	4	4	13	1	70	18	15	21	-	183	-113
TOTALS		15	0	15	30	75	57	89	3	765	75	57	89	3	765	

RBS 6 NATIONS 2003					ATTACK					DEFENCE						
Pos	Nation	W	D	L	Pts	T	C	PG	DG	For	T	C	PG	DG	Agst	PD
1	England	5	0	0	10	18	16	12	5	173	4	1	7	1	46	127
2	Ireland	4	0	1	8	10	6	16	3	119	9	8	9	3	97	22
3	France	3	0	2	6	17	13	14	-	153	6	3	11	2	75	78
4	Scotland	2	0	3	4	7	5	12	-	81	17	14	16	-	161	-80
5	Italy	1	0	4	2	12	8	6	2	100	25	18	8	-	185	-85
6	Wales	0	0	5	0	10	7	5	1	82	13	11	14	5	144	-62
TOTALS		15	0	15	30	74	55	65	11	708	74	55	65	11	708	

RBS 6 NATIONS 2004					ATTACK					DEFENCE						
Pos	Nation	W	D	L	Pts	T	C	PG	DG	For	T	C	PG	DG	Agst	PD
1	France	5	0	0	10	14	10	18	-	144	5	4	9	-	60	84
2	Ireland	4	0	1	8	17	11	7	-	128	8	6	9	1	82	46
3	England	3	0	2	6	17	10	15	-	150	6	4	15	1	86	64
4	Wales	2	0	3	4	14	8	13	-	125	13	9	10	1	116	9
5	Italy	1	0	4	2	2	1	9	1	42	20	11	10	-	152	-110
6	Scotland	0	0	5	0	4	3	7	2	53	16	9	16	-	146	-93
TOTALS		15	0	15	30	68	43	69	3	642	68	43	69	3	642	

Grand Slam Championship Whitewash

INDEX

ENGLAND

FRANCE

IRELAND

ITALY

SCOTLAND

WALES

OFFICIALS

HEAD TO HEADS

RECORDS

UNDER-20

LEAGUE TABLES

INSIGHTS PRESENTED BY 



RBS 6 NATIONS 2005					ATTACK					DEFENCE						
Pos	Nation	W	D	L	Pts	T	C	PG	DG	For	T	C	PG	DG	Agst	PD
1	Wales	5	0	0	10	17	12	12	2	151	8	5	8	1	77	74
2	France	4	0	1	8	13	9	14	3	134	6	5	13	1	82	52
3	Ireland	3	0	2	6	12	9	14	2	126	9	4	13	3	101	25
4	England	2	0	3	4	16	10	6	1	121	6	4	11	2	77	44
5	Scotland	1	0	4	2	8	4	12	-	84	20	14	8	1	155	-71
6	Italy	0	0	5	0	5	3	8	-	55	22	15	13	-	179	-124
TOTALS		15	0	15	30	71	47	66	8	671	71	47	66	8	671	

RBS 6 NATIONS 2006					ATTACK					DEFENCE						
Pos	Nation	W	D	L	Pts	T	C	PG	DG	For	T	C	PG	DG	Agst	PD
1	France	4	0	1	8	18	11	12	-	148	7	7	11	1	85	63
2	Ireland	4	0	1	8	12	10	17	-	131	10	7	11	-	97	34
3	Scotland	3	0	2	6	5	4	13	2	78	7	5	12	-	81	-3
4	England	2	0	3	4	12	9	14	-	120	8	6	15	3	106	14
5	Wales	1	1	3	3	9	7	7	-	80	15	9	14	-	135	-55
6	Italy	0	1	4	1	5	4	10	3	72	14	11	10	1	125	-53
TOTALS		14	1	14	30	61	45	73	5	629	61	45	73	5	629	

RBS 6 NATIONS 2007					ATTACK					DEFENCE						
Pos	Nation	W	D	L	Pts	T	C	PG	DG	For	T	C	PG	DG	Agst	PD
1	France	4	0	1	8	15	13	18	-	155	9	7	9	-	86	69
2	Ireland	4	0	1	8	17	11	14	-	149	5	4	15	2	84	65
3	England	3	0	2	6	10	6	17	2	119	9	8	17	1	115	4
4	Italy	2	0	3	4	9	8	9	2	94	18	12	11	-	147	-53
5	Wales	1	0	4	2	7	6	12	1	86	9	7	17	1	113	-27
6	Scotland	1	0	4	2	7	6	16	-	95	15	12	17	1	153	-58
TOTALS		15	0	15	30	65	50	86	5	698	65	50	86	5	698	

RBS 6 NATIONS 2008					ATTACK					DEFENCE						
Pos	Nation	W	D	L	Pts	T	C	PG	DG	For	T	C	PG	DG	Agst	PD
1	Wales	5	0	0	10	13	13	19	-	148	2	1	17	1	66	82
2	England	3	0	2	6	8	7	16	2	108	5	5	16	-	83	25
3	France	3	0	2	6	11	9	10	-	103	7	5	14	2	93	10
4	Ireland	2	0	3	4	9	6	12	-	93	10	8	11	-	99	-6
5	Scotland	1	0	4	2	3	3	15	1	69	13	11	11	1	123	-54
6	Italy	1	0	4	2	6	4	11	1	74	13	12	14	-	131	-57
TOTALS		15	0	15	30	50	42	83	4	595	50	42	83	4	595	

RBS 6 NATIONS 2009					ATTACK					DEFENCE						
Pos	Nation	W	D	L	Pts	T	C	PG	DG	For	T	C	PG	DG	Agst	PD
1	Ireland	5	0	0	10	12	11	10	3	121	3	2	15	3	73	48
2	England	3	0	2	6	16	10	6	2	124	5	-	14	1	70	54
3	France	3	0	2	6	14	6	12	2	124	11	8	10	-	101	23
4	Wales	3	0	2	6	8	3	17	1	100	7	5	10	2	81	19
5	Scotland	1	0	4	2	4	4	17	-	79	9	3	14	3	102	-23
6	Italy	0	0	5	0	2	-	12	1	49	21	16	11	-	170	-121
TOTALS		15	0	15	30	56	34	74	9	597	56	34	74	9	597	

Grand Slam Championship Whitewash

- INDEX
- ENGLAND
- FRANCE
- IRELAND
- ITALY
- SCOTLAND
- WALES
- OFFICIALS
- HEAD TO HEADS
- RECORDS
- UNDER-20

RBS 6 NATIONS 2010					ATTACK					DEFENCE						
Pos	Nation	W	D	L	Pts	T	C	PG	DG	For	T	C	PG	DG	Agst	PD
1	France	5	0	0	10	13	11	13	3	135	6	6	9	-	69	66
2	Ireland	3	0	2	6	11	6	12	1	106	6	4	15	4	95	11
3	England	2	1	2	5	6	5	14	2	88	5	3	13	2	76	12
4	Wales	2	0	3	4	10	9	15	-	113	11	7	13	3	117	-4
5	Scotland	1	1	3	3	3	1	17	5	83	8	6	16	-	100	-17
6	Italy	1	0	4	2	5	4	12	-	69	12	10	17	2	137	-68
TOTALS		14	1	14	30	48	36	83	11	594	48	36	83	11	594	

RBS 6 NATIONS 2011					ATTACK					DEFENCE						
Pos	Nation	W	D	L	Pts	T	C	PG	DG	For	T	C	PG	DG	Agst	PD
1	England	4	0	1	8	13	11	15	-	132	5	4	15	1	81	51
2	France	3	0	2	6	10	8	16	1	117	8	6	13	-	91	26
3	Ireland	3	0	2	6	10	8	8	1	93	4	2	18	1	81	12
4	Wales	3	0	2	6	6	4	18	1	95	8	5	13	-	89	6
5	Scotland	1	0	4	2	6	5	12	2	82	11	9	11	1	109	-27
6	Italy	1	0	4	2	6	2	12	-	70	15	12	11	2	138	-68
TOTALS		15	0	15	30	51	38	81	5	589	51	38	81	5	589	

RBS 6 NATIONS 2012					ATTACK					DEFENCE						
Pos	Nation	W	D	L	Pts	T	C	PG	DG	For	T	C	PG	DG	Agst	PD
1	Wales	5	0	0	10	10	7	15	-	109	3	2	13	-	58	51
2	England	4	0	1	8	7	6	17	-	98	4	3	15	-	71	27
3	Ireland	2	1	2	5	13	10	12	-	121	8	3	16	-	94	27
4	France	2	1	2	5	8	5	16	1	101	8	8	9	1	86	15
5	Italy	1	0	4	2	4	3	7	2	53	12	8	15	-	121	-68
6	Scotland	0	0	5	0	4	3	10	-	56	11	10	9	2	108	-52
TOTALS		14	1	14	30	46	34	77	3	538	46	34	77	3	538	

RBS 6 NATIONS 2013					ATTACK					DEFENCE						
Pos	Nation	W	D	L	Pts	T	C	PG	DG	For	T	C	PG	DG	Agst	PD
1	Wales	4	0	1	8	9	7	20	1	122	3	3	15	-	66	56
2	England	4	0	1	8	5	3	21	-	94	6	3	13	1	78	16
3	Scotland	2	0	3	4	7	6	17	-	98	9	7	16	-	107	-9
4	Italy	2	0	3	4	5	4	12	2	75	8	7	19	-	111	-36
5	Ireland	1	1	3	3	5	4	13	-	72	5	4	16	-	81	-9
6	France	1	1	3	3	6	5	11	-	73	6	5	15	2	91	-18
TOTALS		14	1	14	30	37	29	94	3	534	37	29	94	3	534	

RBS 6 NATIONS 2014					ATTACK					DEFENCE						
Pos	Nation	W	D	L	Pts	T	C	PG	DG	For	T	C	PG	DG	Agst	PD
1	Ireland	4	0	1	8	16	11	10	0	132	4	4	7	0	49	83
2	England	4	0	1	8	14	13	12	2	138	5	2	12	0	65	73
3	France	3	0	2	6	11	8	17	0	122	6	5	13	0	79	43
4	Wales	3	0	2	6	9	7	14	0	101	10	7	11	1	100	1
5	Scotland	1	0	4	2	4	3	6	1	47	15	12	12	1	138	-91
6	Italy	0	0	5	0	7	5	6	0	63	21	17	10	1	172	-109
TOTALS		15	0	15	30	61	47	65	3	603	61	47	65	3	603	

Grand Slam
Championship
Whitewash

INDEX

ENGLAND

FRANCE

IRELAND

ITALY

SCOTLAND

WALES

OFFICIALS

HEAD TO HEADS

RECORDS

UNDER-20

LEAGUE TABLES

INSIGHTS PRESENTED BY 



RBS 6 NATIONS 2015					ATTACK						DEFENCE					
Pos	Nation	W	D	L	Pts	T	C	PG	DG	For	T	C	PG	DG	Agst	PD
1	Ireland	4	0	1	8	8	8	21	0	119	3	1	11	2	56	63
2	England	4	0	1	8	18	14	12	1	157	11	6	10	1	100	57
3	Wales	4	0	1	8	13	9	19	2	146	8	7	13	0	93	53
4	France	2	0	3	4	9	5	16	0	103	9	7	14	0	101	2
5	Italy	1	0	4	2	8	5	4	0	62	19	15	19	0	182	-120
6	Scotland	0	0	5	0	6	5	11	0	73	12	10	16	0	128	-55
TOTALS		15	0	15	30	62	46	83	3	660	62	46	83	3	660	

RBS 6 NATIONS 2016					ATTACK						DEFENCE					
Pos	Nation	W	D	L	Pts	T	C	PG	DG	For	T	C	PG	DG	Agst	PD
1	England	5	0	0	10	13	8	17	0	132	4	4	14	0	70	62
2	Wales	3	1	1	7	17	16	11	0	150	7	7	13	0	88	62
3	Ireland	2	1	2	5	15	10	11	0	128	9	6	10	0	87	41
4	Scotland	2	0	3	4	11	8	17	0	122	13	10	10	0	115	7
5	France	2	0	3	4	7	4	13	0	82	9	5	17	1	109	-27
6	Italy	0	0	5	0	8	6	8	1	79	29	20	13	0	224	-145
TOTALS		14	1	14	30	71	52	77	1	693	71	52	77	1	693	

RBS 6 NATIONS 2017					POINTS			ATTACK						DEFENCE					
Pos	Nation	W	D	L	TB	LB	Tot	T	C	PG	DG	For	T	C	PG	DG	Agst	PD	
1	England	4	0	1	2	1	19	16	12	14	0	146	8	7	8	1	81	65	
2	Ireland	3	0	2	1	1	14	14	13	9	1	126	7	6	10	0	77	49	
3	France	3	0	2	1	1	14	8	8	17	0	107	6	3	17	1	90	17	
4	Scotland	3	0	2	1	1	14	14	11	10	0	122	12	11	12	0	118	4	
5	Wales	2	0	3	0	2	10	8	7	16	0	102	7	6	13	0	86	16	
6	Italy	0	0	5	0	0	0	6	4	3	1	50	26	22	9	0	201	-151	
TOTALS		15	0	15	5	6	71	66	55	69	2	653	66	55	69	2	653		

NATWEST 6 NATIONS 2018					POINTS			ATTACK						DEFENCE					
Pos	Nation	W	D	L	TB	LB	Tot	T	C	PG	DG	For	T	C	PG	DG	Agst	PD	
1	Ireland	5	0	0	3	0	26	20	18	7	1	160	11	6	5	0	82	78	
2	Wales	3	0	2	2	1	15	13	12	10	0	119	11	8	3	1	83	36	
3	Scotland	3	0	2	1	0	13	11	8	10	0	101	14	14	10	0	130	-29	
4	France	2	0	3	0	3	11	8	6	17	1	106	6	4	17	1	92	14	
5	England	2	0	3	1	1	10	14	7	6	0	102	9	6	11	0	90	12	
6	Italy	0	0	5	0	1	1	12	9	4	0	92	27	22	8	0	203	-111	
TOTALS		15	0	15	7	6	76	78	60	54	2	680	78	60	54	2	680		

GUINNESS 6 NATIONS 2019					POINTS			ATTACK						DEFENCE					
Pos	Nation	W	D	L	TB	LB	Tot	T	C	PG	DG	For	T	C	PG	DG	Agst	PD	
1	Wales	5	0	0	0	0	20	10	8	16	0	114	7	3	7	1	65	49	
2	England	3	1	1	4	0	18	24	19	8	0	184	13	9	6	0	101	83	
3	Ireland	3	0	2	2	0	14	14	11	3	0	101	10	7	12	0	100	1	
4	France	2	0	3	1	1	10	12	6	5	2	93	15	10	7	0	118	-25	
5	Scotland	1	1	3	2	1	9	14	10	5	0	105	17	11	6	0	125	-20	
6	Italy	0	0	5	0	0	0	10	4	7	0	79	22	18	6	1	167	-88	
TOTALS		14	1	14	9	2	71	84	58	44	2	676	84	58	44	2	676		

Grand Slam Championship Whitewash

- INDEX
- ENGLAND
- FRANCE
- IRELAND
- ITALY
- SCOTLAND
- WALES
- OFFICIALS
- HEAD TO HEADS
- RECORDS
- UNDER-20

GUINNESS 6 NATIONS 2020					POINTS			ATTACK					DEFENCE					
Pos	Nation	W	D	L	TB	LB	Tot	T	C	PG	DG	For	T	C	PG	DG	Agst	PD
1	England	4	0	1	1	1	18	14	12	9	0	121	9	7	6	0	77	44
2	France	4	0	1	2	0	18	17	12	9	0	138	13	11	10	0	117	21
3	Ireland	3	0	2	2	0	14	17	13	7	0	132	11	9	9	0	102	30
4	Scotland	3	0	2	0	2	14	7	3	12	0	77	5	5	8	0	59	18
5	Wales	1	0	4	1	3	8	13	12	10	0	119	11	8	9	0	98	21
6	Italy	0	0	5	0	0	0	6	4	2	0	44	25	16	7	0	178	-134
TOTALS		15	0	15	6	6	72	74	56	49	0	631	74	56	49	0	631	

GUINNESS 6 NATIONS 2021					POINTS			ATTACK					DEFENCE					
Pos	Nation	W	D	L	TB	LB	Tot	T	C	PG	DG	For	T	C	PG	DG	Agst	PD
1	Wales	4	0	1	3	1	20	20	14	12	0	164	11	9	10	0	103	61
2	France	3	0	2	2	2	16	18	13	8	0	140	10	10	11	0	103	37
3	Ireland	3	0	2	1	2	15	12	11	18	0	136	10	7	8	0	88	48
4	Scotland	3	0	2	1	2	15	18	15	6	0	138	10	4	11	0	91	47
5	England	2	0	3	1	1	10	12	8	12	0	112	11	9	16	0	121	-9
6	Italy	0	0	5	0	0	0	6	5	5	0	55	34	27	5	0	239	-184
TOTALS		15	0	15	8	8	76	86	66	61	0	745	86	66	61	0	745	

GUINNESS 6 NATIONS 2022					POINTS			ATTACK					DEFENCE					
Pos	Nation	W	D	L	TB	LB	Tot	T	C	PG	DG	For	T	C	PG	DG	Agst	PD
1	France	5	0	0	2	0	22	17	10	12	0	141	7	7	8	0	73	68
2	Ireland	4	0	1	4	1	21	24	18	4	0	168	4	2	13	0	63	105
3	England	2	0	3	1	1	10	8	5	17	0	101	12	8	6	0	96	5
4	Scotland	2	0	3	1	1	10	11	7	7	0	92	15	8	9	1	121	-29
5	Wales	1	0	4	0	3	7	8	6	7	1	76	8	5	18	0	104	-28
6	Italy	1	0	4	0	0	4	5	4	9	0	60	27	20	2	0	181	-121
TOTALS		15	0	15	8	6	74	73	50	56	1	638	73	50	56	1	638	

Grand Slam
Championship
Whitewash

IN A MATCH				
HIGHEST SCORES				
80-23	England v Italy	Twickenham		17.2.2001
67-14	Wales v Italy	Millennium Stadium		19.3.2016
63-10	Ireland v Italy	Stadio Olimpico		11.2.2017
61-20	Wales v Italy	Stadio Olimpico		21.3.2015
61-21	England v Scotland	Twickenham		11.3.2017
60-13	Ireland v Italy	Lansdowne Road		4.3.2000
59-12	England v Italy	Stadio Flaminio		18.3.2000
59-13	England v Italy	Twickenham		12.2.2011
LOWEST SCORES				
0-25	Italy v France	Stade de France		21.2.2004
0-31	Scotland v France	Murrayfield		21.3.2004
0-20	Scotland v England	Murrayfield		8.2.2014
0-29	Italy v France	Stadio Olimpico		15.3.2015
0-29	Italy v Scotland	Murrayfield		18.3.2017
0-42	Italy v Wales	Principality Stadium		1.2.2020
0-17	Italy v Scotland	Stadio Olimpico		22.2.2020
0-33	Italy v England	Stadio Olimpico		13.2.2022
LARGEST MARGINS OF VICTORY				
(57) 80-23	England v Italy	Twickenham		17.2.2001
(53) 67-14	Wales v Italy	Millennium Stadium		19.3.2016
(53) 63-10	Ireland v Italy	Stadio Olimpico		11.2.2017
(51) 57-6	Ireland v Italy	Aviva Stadium		27.2.2022
(48) 51-3	Wales v Scotland	Millennium Stadium		15.3.2014
(47) 60-13	Ireland v Italy	Lansdowne Road		4.3.2000
(47) 59-12	England v Italy	Stadio Flaminio		18.3.2000
(46) 59-13	England v Italy	Twickenham		12.2.2011
(44) 54-10	Ireland v Wales	Lansdowne Road		3.2.2002
MOST TRIES				
10	80-23	England v Italy	Twickenham	17.2.2001
9	58-15	Ireland v Italy	Aviva Stadium	12.3.2016
9	67-14	Wales v Italy	Millennium Stadium	19.3.2016
9	63-10	Ireland v Italy	Stadio Olimpico	11.2.2017
9	57-6	Ireland v Italy	Aviva Stadium	27.2.2022
8	59-12	England v Italy	Stadio Flaminio	18.3.2000
8	51-24	Ireland v Italy	Stadio Flaminio	17.3.2007
8	59-13	England v Italy	Twickenham	12.2.2011
8	61-20	Wales v Italy	Stadio Olimpico	21.3.2015
8	56-19	Ireland v Italy	Aviva Stadium	10.2.2018
8	57-14	England v Italy	Twickenham	9.3.2019
8	52-10	Scotland v Italy	Murrayfield	20.3.2021
MOST CONVERSIONS				
9	80-23	England v Italy	Twickenham	17.2.2001
9	63-10	Ireland v Italy	Stadio Olimpico	11.2.2017
8	59-13	England v Italy	Twickenham	12.2.2011
8	67-14	Wales v Italy	Millennium Stadium	19.3.2016
8	56-19	Ireland v Italy	Aviva Stadium	10.2.2018
7	52-11	England v Italy	Stadio Olimpico	15.3.2014
7	55-35	England v France	Twickenham	21.3.2015
7	61-21	England v Scotland	Twickenham	11.3.2017
7	57-14	England v Italy	Twickenham	9.3.2019

IN A MATCH				
MOST CONVERSIONS MISSED				
4	50-9	England v Italy	Stadio Flaminio	15.2.2004
4	51-24	Ireland v Italy	Stadio Flaminio	17.3.2007
4	26-13	Wales v Scotland	Murrayfield	8.2.2009
4	50-8	France v Italy	Stadio Flaminio	21.3.2009
MOST PENALTY GOALS				
7	47-16	Wales v Italy	Millennium Stadium	19.2.2000
7	35-43	France v Wales	Stade de France	17.3.2001
7	33-12	France v Italy	Stade de France	2.2.2002
7	21-9	Scotland v Wales	Murrayfield	10.2.2007
7	28-18	Wales v Scotland	Murrayfield	9.3.2013
7	21-31	France v England	Stade de France	19.3.2016
MOST PENALTY GOALS MISSED				
6	17-18	England v France	Twickenham	13.2.2005
5	30-19	France v Italy	Stadio Flaminio	3.3.2001
5	29-12	Scotland v Italy	Stadio Flaminio	16.2.2002
4	20-34	Scotland v Italy	Stadio Flaminio	5.2.2000
4	3-29	Scotland v England	Murrayfield	2.2.2002
MOST DROP GOALS				
3	34-20	Italy v Scotland	Stadio Flaminio	5.2.2000
3	28-28	Wales v Scotland	Murrayfield	17.2.2001
MOST YELLOW CARDS (ONE TEAM)				
4	12-33	Italy v France	Stade de France	2.2.2002
3	12-59	Italy v England	Stadio Flaminio	18.3.2000
3	15-22	Ireland v Italy	Stadio Olimpico	16.3.2013
MOST FIRST HALF POINTS (ONE TEAM)				
41	53-27	France v Italy	Stadio Flaminio	23.3.2003
38	46-22	Wales v Scotland	Murrayfield	13.3.2005
33	60-13	Ireland v Italy	Lansdowne Road	4.3.2000
33	80-23	England v Italy	Twickenham	17.2.2001
33	40-5	England v Italy	Stadio Flaminio	19.3.2003
MOST SECOND HALF POINTS (ONE TEAM)				
47	80-23	England v Italy	Twickenham	17.2.2001
47	61-20	Wales v Italy	Stadio Olimpico	21.3.2015
40	67-14	Wales v Italy	Millennium Stadium	19.3.2016
36	59-12	England v Italy	Stadio Flaminio	18.3.2000
35	48-19	England v France	Twickenham	7.4.2001
35	63-10	Ireland v Italy	Stadio Olimpico	11.2.2017
BIGGEST HALF TIME LEADS				
Lead	Result			
35	46-22	Wales v Scotland	Murrayfield	13.3.2005
33	60-13	Ireland v Italy	Lansdowne Road	4.3.2000
33	40-5	England v Italy	Twickenham	9.3.2003
31	53-27	France v Italy	Stadio Flaminio	23.3.2003
29	34-10	England v France	Twickenham	15.3.2009
28	56-19	Ireland v Italy	Aviva Stadium	10.2.2018

INDEX

ENGLAND

FRANCE

IRELAND

ITALY

SCOTLAND

WALES

OFFICIALS

HEAD TO HEADS

RECORDS

UNDER-20

IN A MATCH

BIGGEST HALF TIME LEAD AND NO WIN

Lead	Result			
24	38-38	England v Scotland	Twickenham	16.3.2019
16	19-24	France v Wales	Stade de France	1.2.2019
12	28-28	Wales v Scotland	Murrayfield	17.2.2001
11	17-18	England v France	Twickenham	13.2.2005
11	17-17	Ireland v France	Stade de France	4.3.2012
10	19-26	England v Wales	Twickenham	2.2.2008
10	13-13	Ireland v France	Aviva Stadium	9.3.2013
10	20-21	Italy v Scotland	Stadio Olimpico	22.2.2014

BIGGEST COMEBACK TO WIN

16	0-16 after 47'	24-19	Wales v France	Stade de France	1.2.2019
13	6-19 after 33'	43-35	Wales v France	Stade de France	17.3.2001
13	6-19 after 45'	26-19	Wales v England	Twickenham	2.2.2008
12	7-19 after 56'	27-25	Ireland v France	Stade de France	19.3.2000
12	6-18 after 40'	31-24	Wales v Scotland	Millennium Stadium	13.2.2010
12	6-18 after 59'	22-21	Italy v France	Stadio Flaminio	12.3.2011
12	5-17 after 25'	29-27	Scotland v Italy	Murrayfield	17.3.2018
11	6-17 after 51'	18-17	France v England	Twickenham	13.2.2005
11	3-14 after 18'	32-21	France v Wales	Stade de France	24.2.2007

BIGGEST COMEBACK TO DRAW

31	0-31 after 35'	38-38	Scotland v England	Twickenham	16.3.2019
19	6-25 after 45'	28-28	Scotland v Wales	Murrayfield	17.2.2001
13	0-13 after 32'	16-16	Ireland v Wales	Aviva Stadium	7.2.2016
11	6-17 after 47'	17-17	Ireland v France	Stade de France	4.3.2012
10	5-15 after 33'	18-18	Italy v Wales	Millennium Stadium	11.3.2006

FEWEST REPLACEMENTS USED

0	26-18	Wales v Scotland	Millennium Stadium	18.3.2000
---	-------	------------------	--------------------	-----------



COMBINED RECORDS (BOTH SIDES)

IN A MATCH

CATEGORY	MOST	LEAST
Points Scored:	103 - England 80, Italy 23 (2001)	17 - Italy 0, Scotland 17 (2020) 17 - England 6, Scotland 11 (2021)
First Half Points:	56 - England 33, Italy 23 (2001)	3 - Scotland 0, Ireland 3 (2013) 3 - England 3, Ireland 0 (2014) 3 - Scotland 0, England 3 (2020)
Second Half Points:	54 - Italy 7, Wales 47 (2015) 54 - Wales 67, Italy 14 (2016)	3 on six occasions 3 - France 0, England 3 (2010)
Tries Scored:	12 - England 10, Italy 2 (2001) 12 - England 7, France 5 (2015)	0 - on eight occasions
Conversions Scored:	11 - England 9, Italy 2 (2001) 5 - Italy 1, Ireland 4 (2007)	0 - on nineteen occasions 0 - on many occasions
Conversions Missed:	5 - Italy 1, France 4 (2009) 5 - Ireland 4, Italy 1 (2016)	
Penalty Goals Scored:	13 - Scotland 6, Wales 7 (2013)	0 - on six occasions
Penalty Goals Missed:	8 - England 6, France 2 (2005)	0 - on many occasions
Penalty Goal Attempts:	18 - Scotland 8, Wales 10 (2013)	0 - on four occasions
Drop Goals Scored:	4 - Italy 3, Scotland 1 (2000)	0 - on many occasions
Yellow cards:	5 - France 4, Italy 1 (2002)	0 - on many occasions
Replacements Used:	16 - on many occasions	2 - Wales v Scotland (2000) 2 - Ireland v England (2005)

IN A SEASON

CATEGORY	MOST	LEAST
Points Scored:	229 - England (2001)	42 - Italy (2004)
Points Conceded:	239 - Italy (2021)	46 - England (2003)
Tries Scored:	29 - England (2001)	2 - Italy (2004, 2009)
Tries Conceded:	34 - Italy (2021)	2 - Wales (2008)
Conversions Scored:	24 - England (2001)	0 - Italy (2009)
Conversions Conceded:	27 - Italy (2021)	0 - England (2009)
Conversions Missed:	10 - Ireland (2002)	0 - on six occasions
Penalty Goals Scored:	21 - England (2013) 21 - Ireland (2015)	2 - Italy (2020)
Penalty Goals Conceded:	22 - Wales (2001, 2002)	2 - Italy (2022)
Penalty Goals Missed:	11 - Scotland (2002)	0 - Ireland (2002)
Drop Goals Scored:	5 - Italy (2000) 5 - Wales (2001) 5 - England (2003) 5 - Scotland (2010)	0 - England v Italy (2003) 0 - England v Italy (2017)
Drop Goals Conceded:	5 - Wales (2003)	0 - on many occasions
Yellow cards:	9 - Italy (2002)	0 - on many occasions
Players Used:	36 - France (2000)	22 - Ireland (2009)*

* During Ireland's Grand Slam in 2009 the only change in their matchday 22 for the five games was that Mick O'Driscoll took Malcolm O'Kelly's place on the bench for the last three games, but didn't get any game time!

IN A SEASON

WON ALL THREE AWAY GAMES IN A SEASON

Ireland	2003 (2nd)	Scotland, Italy, Wales
France	2005 (2nd)	England, Ireland, Italy
Wales	2005 (GS)	Italy, France, Scotland
Ireland	2007 (2nd)	Wales, Scotland, Italy
Ireland	2009 (GS)	Italy, Scotland, Wales
England	2012 (2nd)	Italy, Scotland, France
Wales	2013 (1st)	France, Italy, Scotland
Wales	2015 (3rd)	Scotland, France, Italy
England	2016 (GS)	Scotland, Italy, France
Wales	2019 (GS)	France, Italy, Scotland

GRAND SLAM HEROES & ZEROS

Teams entering their round five encounter with a perfect played 4, won 4 record.

Date	Nation	Result	Opponent	Venue
2.4.2000	England	L 13-19	Scotland	Murrayfield#
20.10.2001	England	L 14-20	Ireland	Lansdowne Road
6.4.2002	France	W 44-5	Ireland	Stade de France
30.3.2003	England	W 42-6	Ireland	Lansdowne Road*
30.3.2003	Ireland	L 6-42	England	Lansdowne Road*
27.3.2004	France	W 24-21	England	Stade de France
19.3.2005	Wales	W 32-20	Ireland	Millennium Stadium
15.3.2008	Wales	W 29-12	France	Millennium Stadium
21.3.2009	Ireland	W 17-15	Wales	Millennium Stadium
20.3.2010	France	W 12-10	England	Stade de France
19.3.2011	England	L 8-24	Ireland	Aviva Stadium
17.3.2012	Wales	W 16-9	France	Millennium Stadium
16.3.2013	England	L 3-30	Wales	Millennium Stadium
19.3.2016	England	W 31-21	France	Stade de France
18.3.2017	England	L 9-13	Ireland	Aviva Stadium
17.3.2018	Ireland	W 24-15	England	Twickenham
16.3.2019	Wales	W 25-7	Ireland	Principality Stadium
20.3.2021	Wales	L 30-32	France	Stade de France
19.3.2022	France	W 25-13	England	Stade de France

* The Ireland-England match in 2003 is the only Grand Slam decider to date - where both teams had a played 4, won 4 record going into the match.

Scotland denied England the Grand Slam despite the fact that going into the game Scotland had lost all four matches.

In only 2006, 2007 and 2020 has at least one team not gone into round five with a 100% winning record.

IN A MATCH				
MOST POINTS				
35	Jonny Wilkinson	England v Italy	Twickenham	17.2.2001
30	Ronan O'Gara	Ireland v Italy	Lansdowne Road	4.3.2000
30	Jonny Wilkinson	England v Wales	Twickenham	23.3.2002
29	Diego Dominguez	Italy v Scotland	Stadio Flaminio	5.2.2000
28	Neil Jenkins	Wales v France	Stade de France	17.3.2001
MOST TRIES				
4	Chris Ashton	England v Italy	Twickenham	12.2.2011
3	Austin Healey	England v Italy	Stadio Flaminio	18.3.2000
3	Brian O'Driscoll	Ireland v France	Stade de France	19.3.2000
3	Will Greenwood	England v Wales	Millennium Stadium	3.2.2001
3	Rob Henderson	Ireland v Italy	Stadio Flaminio	3.2.2001
3	Brian O'Driscoll	Ireland v Scotland	Lansdowne Road	2.3.2002
3	Jason Robinson	England v Italy	Stadio Flaminio	15.2.2004
3	Mark Cueto	England v Italy	Twickenham	12.3.2005
3	Jamie Noon	England v Scotland	Twickenham	19.3.2005
3	Vincent Clerc	France v Ireland	Stade de France	9.2.2008
3	George North	Wales v Italy	Stadio Olimpico	21.3.2015
3	Jonathan Joseph	England v Italy	Stadio Olimpico	14.2.2016
3	CJ Stander	Ireland v Italy	Stadio Olimpico	11.2.2017
3	Craig Gilroy	Ireland v Italy	Stadio Olimpico	11.2.2017
3	Jonathan Joseph	England v Scotland	Twickenham	11.3.2017
3	Blair Kinghorn	Scotland v Italy	Murrayfield	2.2.2019
3	Jonny May	England v France	Twickenham	10.2.2019
3	Josh Adams	Wales v Italy	Principality Stadium	1.2.2020
3	Gabin Villiere	France v Italy	Stade de France	6.2.2022
MOST CONVERSIONS				
9	Jonny Wilkinson	England v Italy	Twickenham	17.2.2001
9	Paddy Jackson	Ireland v Italy	Stadio Olimpico	11.2.2017
7	Owen Farrell	England v Italy	Stadio Olimpico	15.3.2014
7	George Ford	England v France	Twickenham	21.3.2015
7	Owen Farrell	England v Scotland	Twickenham	11.3.2017
MOST CONVERSIONS MISSED				
4	Ronan O'Gara	Ireland v Italy	Stadio Flaminio	17.3.2007
4	Stephen Jones	Wales v Scotland	Murrayfield	8.2.2009
MOST PENALTY GOALS				
7	Neil Jenkins	Wales v Italy	Millennium Stadium	19.2.2000
7	Gerald Merceron	France v Italy	Stade de France	2.2.2002
7	Chris Paterson	Scotland v Wales	Murrayfield	10.2.2007
7	Leigh Halfpenny	Wales v Scotland	Murrayfield	9.3.2013
7	Maxime Machelaud	France v England	Stade de France	19.3.2016
MOST PENALTY GOALS MISSED				
5	Christophe Lamaison	France v Italy	Stadio Flaminio	3.3.2001
4	Kenny Logan	Scotland v Italy	Stadio Flaminio	5.2.2000
4	Duncan Hodge	Scotland v England	Murrayfield	2.2.2002
4	Brendan Laney	Scotland v Italy	Stadio Flaminio	16.2.2002
MOST DROP GOALS				
3	Diego Dominguez	Italy v Scotland	Stadio Flaminio	5.2.2000
3	Neil Jenkins	Wales v Scotland	Murrayfield	17.2.2001
MOST DROP GOALS MISSED				
2	on 13 occasions			

IN A MATCH

SCORING IN ALL FOUR WAYS (Try, Conversion, Penalty Goal, Drop Goal)

Jonny Wilkinson	England v Wales	Twickenham	23.3.2002
Neil Jenkins	Wales v France	Stade de France	17.3.2001
Jonny Wilkinson	England v Scotland	Twickenham	3.2.2007
James Hook	Wales v England	Millennium Stadium	17.3.2007
Carlo Canna	Italy v France	Stade de France	6.2.2016

SCORING ALL HIS COUNTRY'S POINTS

21	Chris Paterson	Scotland v Wales	Murrayfield	10.2.2007
21	Maxime Machenaud	France v England	Stade de France	19.3.2016
19	Ronan O'Gara	Ireland v Scotland	Murrayfield	10.3.2007
19	Duncan Hodge	Scotland v England	Murrayfield	2.4.2000
19	Johnny Sexton	Ireland v Scotland	Aviva Stadium	1.2.2020
18	Dimitri Yachvili	France v England	Twickenham	13.2.2005
18	Chris Paterson	Scotland v Italy	Murrayfield	26.2.2005
18	Chris Paterson	Scotland v Ireland	Murrayfield	10.3.2007
18	Greig Laidlaw	Scotland v Wales	Murrayfield	9.3.2013
18	Toby Flood	England v Italy	Twickenham	10.3.2013
18	Leigh Halfpenny	Wales v England	Twickenham	9.3.2014
18	Leigh Halfpenny	Wales v France	Stade de France	18.3.2017

MISSED NO PLACE KICKS

12 from 12	Ronan O'Gara	Ireland v Italy	Lansdowne Road	4.3.2000
8 from 8	Ronan O'Gara	Ireland v England	Croke Park	24.2.2007
8 from 8	Owen Farrell	England v Italy	Stadio Olimpico	15.3.2014
8 from 8	Camille Lopez	France v Italy	Stadio Olimpico	11.3.2017
8 from 8	Greig Laidlaw	Scotland v France	Murrayfield	11.2.2018
8 from 8	Johnny Sexton	Ireland v Italy	Stadio Olimpico	27.2.2021
8 from 8	Johnny Sexton	Ireland v England	Aviva Stadium	20.3.2021

MISSED MOST PLACE KICKS

5 from 11	Christophe Lamaison	France v Italy	Stadio Flaminio	3.3.2001
-----------	---------------------	----------------	-----------------	----------

MISSED ALL PLACE KICKS AT GOAL (MOST)

0 from 4	Kelly Haimona	Italy v England	Twickenham	14.2.2015
0 from 3	Stephen Jones	Wales v France	Stade de France	29.3.2003
0 from 3	Olly Barkley	England v France	Twickenham	13.2.2005
0 from 3	Frederic Michalak	France v Italy	Stadio Flaminio	21.3.2009
0 from 3	Rhys Priestland	Wales v Ireland	Aviva Stadium	5.2.2012
0 from 3	Sebastien Bezy	France v Italy	Stade de France	6.2.2016
0 from 3	Carlo Canna	Italy v Scotland	Murrayfield	18.3.2017
0 from 3	Owen Farrell	England v Ireland	Twickenham	17.3.2018
0 from 3	Morgan Parra	France v Wales	Stade de France	1.2.2019

FASTEST TRIES

20s	Mauro Bergamasco	Italy v Scotland	Murrayfield	24.2.2007
31s	Yoann Huget	France v England	Stade de France	1.2.2014
41s	Florian Fritz	France v England	Stade de France	12.3.2006
52s	Rory Best	Ireland v Wales	Millennium Stadium	4.2.2007
59s	Shane Byrne	Ireland v Wales	Lansdowne Road	22.2.2004

The fastest tries after the half-time break are as follows:

22s	Charlie Hodgson	England v Scotland	Murrayfield	4.2.2012
22s	Justin Tipuric	Wales v England	Twickenham	7.3.2020

INDIVIDUAL RECORDS 2000-2022

INSIGHTS PRESENTED BY **Sage**



IN A MATCH

YOUNGEST PLAYERS

Appearance:	18y 25d	Tom Prydie	Wales v Italy	Millennium Stadium	20.3.2010
Captain:	23y 123d	Sam Warburton	Wales v Ireland	Aviva Stadium	5.2.2012
Try Scorer:	19y 170d	Tommaso Menoncello	Italy v France	Stade de France	6.2.2022
Points Scorer:	19y 100d	Morgan Parra	France v England	Stade de France	23.2.2008

OLDEST PLAYERS

Appearance:	37y 199d	Simon Shaw	England v Ireland	Aviva Stadium	19.3.2011
Captain:	36y 251d	Johnny Sexton	Ireland v Scotland	Aviva Stadium	19.3.2022
Try Scorer:	36y 207d	Rory Best	Ireland v France	Aviva Stadium	10.3.2019
Points Scorer:	36y 303d	Diego Dominguez	Italy v Ireland	Stadio Flaminio	22.2.2003

POINTS ON BIRTHDAY

Philippe Bernat-Salles	Try	31st	France v Ireland	Lansdowne Road	17.2.2001
Ryan Jones	Try	24th	Wales v Scotland	Murrayfield	13.3.2005
Shane Williams	Try	33rd	Wales v France	Millennium Stadium	26.2.2010
Ian Madigan	Con	27th	Ireland v Scotland	Murrayfield	21.3.2015
George Ford	Try & Con	26th	England v Scotland	Twickenham	16.3.2019

Note: Mirco Bergamasco picked up a yellow card on his 25th birthday, against Wales in 2008.



- INDEX
- ENGLAND
- FRANCE
- IRELAND
- ITALY
- SCOTLAND
- WALES
- OFFICIALS
- HEAD TO HEADS
- RECORDS
- UNDER-20

IN A MATCH

GAME WINNERS

Instances where a player won the game in the last ten minutes after his team was losing or drawing at the time.

Player	Type	Min	Result	Fixture	Venue	Date
David Humphreys	PG	77	27-25	Ireland v France	Stade de France	19.3.2000
Ronan O'Gara (1)	DG	82:40	25-24	Ireland v Wales	Millennium Stadium	22.3.2003
Gavin Henson	PG	81:21	11-9	Wales v England	Millennium Stadium	5.2.2005
Damien Traille	Try	83:04	14-9	France v Scotland	Stade de France	5.2.2005
Dimitri Yachvili	PG	74:03	18-17	France v England	Twickenham	13.2.2005
Shane Horgan	Try	86:35	26-24	Ireland v England	Twickenham	18.3.2006
Chris Paterson	PG	80:48	13-10	Scotland v Italy	Stadio Flaminio	18.3.2006
Vincent Clerc	Try	87:29	18-17	France v Ireland	Croke Park	11.2.2007
Ronan O'Gara (2)	PG	74:42	19-18	Ireland v Scotland	Murrayfield	10.3.2007
Mauro Bergamasco	Try	82:14	21-20	Italy v Wales	Stadio Flaminio	10.3.2007
Mike Phillips	Try	71:18	24-19	Wales v England	Twickenham	2.2.2008
Andrea Marcato	DG	84:33	23-20	Italy v Scotland	Stadio Flaminio	15.3.2008
Tom Shanklin	Try	77:12	18-15	Wales v Italy	Stadio Flaminio	14.3.2009
Ronan O'Gara (3)	DG	84:45	17-15	Ireland v Wales	Millennium Stadium	21.3.2009
Tommy Bowe	Try	83:08	18-16	Ireland v England	Twickenham	27.2.2010
Dan Parks	PG	82:45	23-20	Scotland v Ireland	Croke Park	20.3.2010
Ronan O'Gara (4)	DG	77:38	13-11	Ireland v Italy	Stadio Flaminio	5.2.2011
Mirco Bergamasco	PG	75:08	22-21	Italy v France	Stadio Flaminio	12.3.2011
Leigh Halfpenny	PG	79:33	23-21	Wales v Ireland	Aviva Stadium	5.2.2012
Maxime Machelaud	Con	78:07	26-24	France v England	Stade de France	1.2.2014
Duncan Weir	DG	79:37	21-20	Scotland v Italy	Stadio Olimpico	22.2.2014
Jean-Marc Doussain	PG	78:27	19-17	France v Scotland	Murrayfield	8.3.2014
Jules Plisson	PG	76'	23-21	France v Italy	Stade de France	6.2.2016
Jules Plisson	C	71'	10-9	France v Ireland	Stade de France	13.2.2016
Ben Te'o	Try	70:19	19-16	England v France	Twickenham	4.2.2017
Elliot Daly	Try	75:33	21-16	England v Wales	Millennium Stadium	11.2.2017
Camille Lopez	Con	101:00	20-18	France v Wales	Stade de France	18.3.2017
Johnny Sexton	DG	82:38	15-13	Ireland v France	Stade de France	3.2.2018
Greig Laidlaw	PG	78:36	29-17	Scotland v Italy	Stadio Olimpico	17.3.2018
George North	Try	71:25	24-19	Wales v France	Stade de France	1.2.2019
Maro Itoje	Try	75:49	23-20	England v France	Twickenham	13.3.2021
Johnny Sexton	PG	76:28	27-24	Ireland v Scotland	Murrayfield	14.3.2021
Brice Dulin	Try	81:29	32-30	France v Wales	Stade de France	20.3.2021
Duhan van der Merwe	Try	84:38	27-23	Scotland v France	Stade de France	26.3.2021
Paolo Garbisi	Con	80:02	22-21	Italy v Wales	Principality Stadium	19.3.2022
Finn Russell	Pen	71:45	20-17	Scotland v England	Murrayfield	5.2.2022
Paolo Garbisi	Con	80:02	22-21	Italy v Wales	Principality Stadium	19.3.2022

In addition, nine players have had the chance to win a game with a drop goal or penalty goal attempt but missed, with their country losing or drawing at the time:

Duncan Hodge	XD	83	28-28	Scotland v Wales	Murrayfield	17.2.2001
Stephen Jones	XD	83:46	24-25	Wales v Ireland	Millennium Stadium	22.3.2003
Stephen Jones	XD	86:21	24-25	Wales v Ireland	Millennium Stadium	22.3.2003
Charlie Hodgson	XD	84:53	17-18	England v France	Twickenham	13.2.2005
Stephen Jones	XP	88:01	15-17	Wales v Ireland	Millennium Stadium	21.3.2009
Toby Flood	XP	89:54	15-15	England v Scotland	Murrayfield	13.3.2010
Toby Flood	XD	94:56	15-15	England v Scotland	Murrayfield	13.3.2010
Luciano Orquera	XD	80:12	11-13	Italy v Ireland	Stadio Flaminio	5.2.2011
Francois Trinh-Duc	XD	79:14	22-24	France v England	Stade de France	11.3.2012
Sergio Parisse	XD	80'	21-23	Italy v France	Stade de France	6.2.2016

IN A SEASON

Most Points:	89	Jonny Wilkinson	England	2001	(5 games)
Most Tries:	7	Jacob Stockdale	Ireland	2018	(5 games)
	6	Will Greenwood	England	2001	(5 games)
	6	Shane Williams	Wales	2008	(5 games)
	6	Chris Ashton	England	2011	(5 games)
	6	Jonny May	England	2019	(5 games)
Most Conversions:	24	Jonny Wilkinson	England	2001	(5 games)
Most Conversions missed:	8	David Humphreys	Ireland	2002	(5 games)
Most Penalty Goals:	19	Leigh Halfpenny	Wales	2013	(5 games)
Most Penalty Goals missed:	7	Ronan O'Gara	Ireland	2001	(3+2 games)
	7	Christophe Lamaison	France	2001	(3+1 games)
	7	Ronan O'Gara	Ireland	2006	(5 games)
	7	Ronan O'Gara	Ireland	2009	(5 games)
Most Drop Goals:	5	Diego Dominguez	Italy	2000	(5 games)
	5	Neil Jenkins	Wales	2001	(4 games)
	5	Jonny Wilkinson	England	2003	(5 games)
	5	Dan Parks	Scotland	2010	(4 games)
Most Yellow Cards:	2	Walter Cristofolletto	Italy	2000	(2 games)
	2	Scott Quinnell	Wales	2000	(3 games)
	2	Mauro Bergamasco	Italy	2002	(5 games)
	2	Gonzalo Garcia	Italy	2010	(5 games)
	2	Nick de Luca	Scotland	2012	(4 games)
	2	Conor Murray	Ireland	2013	(5 games)
	2	Gethin Jenkins	Wales	2014	(4 games)
	2	Jonathan Davies	Wales	2015	(5 games)
	2	Luca Bigi	Italy	2021	(5 games)

MISSED NO KICKS IN A SEASON (AT LEAST 10 KICKS AT GOAL)

16 from 16	Chris Paterson	Scotland	2009	(2+3 games)
15 from 15	Chris Paterson	Scotland	2008	(4+1 games)
11 from 11	Ronan O'Gara	Ireland	2010	(2+3 games)

ON THE BENCH IN ALL FIVE GAMES BUT NO PLAYING TIME:

Frank Sheahan	Ireland	2000
David Humphreys	Ireland	2006

IN A CAREER				
MOST POINTS				
557	Ronan O'Gara	Ireland	41+22	2000-13
531	Johnny Sexton	Ireland	52+4	2010-22
500	Owen Farrell	England	44	2012-21
486	Jonny Wilkinson	England	31+7	2000-11
467	Stephen Jones	Wales	43+7	2000-11
417	Leigh Halfpenny	Wales	42+2	2009-21
403	Chris Paterson	Scotland	49+4	2000-11
MOST TRIES				
26	Brian O'Driscoll	Ireland	65	2000-14
22	Shane Williams	Wales	40+1	2000-11
22	George North	Wales	43+2	2011-21
16	Ben Cohen	England	28+1	2000-06
16	Stuart Hogg	Scotland	50+1	2012-22
14	Will Greenwood	England	20	2000-04
14	Jason Robinson	England	21+3	2001-07
14	Tommy Bowe	Ireland	28+2	2006-17
14	Jonny May	England	29+1	2014-21
14	Keith Earls	Ireland	39+6	2012-21
MOST GAMES WITHOUT EVER SCORING A TRY				
55	Ross Ford	Scotland	42+13	2006-17
49	Andrea Lo Cicero	Italy	36+13	2000-13
49	Dylan Hartley	England	40+9	2009-18
46	Salvatore Perugini	Italy	26+20	2000-11
40	Chris Cusiter	Scotland	21+19	2004-14
39	Scott Murray	Scotland	38+1	2000-07
38	Nicolas Mas	France	36+2	2005-15
38	Courtney Lawes	England	27+11	2010-22
MOST CONVERSIONS				
92	Johnny Sexton	Ireland	52+4	2010-22
83	Jonny Wilkinson	England	31+7	2000-11
83	Owen Farrell	England	44	2012-21
81	Ronan O'Gara	Ireland	41+22	2000-13
69	Stephen Jones	Wales	43+7	2000-11
46	Dan Biggar	Wales	39+6	2013-22
39	Leigh Halfpenny	Wales	42+2	2009-21
36	Greig Laidlaw	Scotland	33+4	2012-19
34	Chris Paterson	Scotland	49+4	2000-11
MOST PENALTY GOALS				
109	Ronan O'Gara	Ireland	41+22	2000-13
103	Owen Farrell	England	44	2012-21
101	Johnny Sexton	Ireland	52+4	2010-22
100	Stephen Jones	Wales	43+7	2000-11
99	Chris Paterson	Scotland	49+4	2000-11
98	Leigh Halfpenny	Wales	42+2	2009-21
89	Jonny Wilkinson	England	31+7	2000-11
71	Greig Laidlaw	Scotland	33+4	2012-19

- INDEX
- ENGLAND
- FRANCE
- IRELAND
- ITALY
- SCOTLAND
- WALES
- OFFICIALS
- HEAD TO HEADS
- RECORDS
- UNDER-20

IN A CAREER

MOST DROP GOALS

11	Jonny Wilkinson	England	31+7	2000-11
9	Dan Parks	Scotland	22+9	2004-12
8	Diego Dominguez	Italy	14	2000-03
6	Ronan O'Gara	Ireland	41+22	2000-13
6	Neil Jenkins	Wales	7+1	2000-01
5	Ramiro Pez	Italy	12+6	2001-07

BEST PLACE KICKERS (MIN: 10 KICKS)

92.86%	Maxime Machenaud	France	39 from 42
85.42%	Dan Biggar	Wales	82 from 96
84.71%	Chris Paterson	Scotland	133 from 157
84.05%	Leigh Halfpenny	Wales	137 from 163
84.00%	Gareth Anscombe	Wales	21 from 25
83.05%	Finn Russell	Scotland	49 from 59
82.61%	David Skrela	France	19 from 23
82.61%	Mathieu Jalibert	France	19 from 23
82.26%	Diego Dominguez	Italy	51 from 62
82.22%	Neil Jenkins	Wales	37 from 45
81.82%	Kris Burton	Italy	9 from 11
81.82%	Callum Sheedy	Wales	9 from 11
81.58%	George Ford	England	31 from 38
81.52%	Jonny Wilkinson	England	172 from 211
81.48%	Marcus Smith	England	22 from 27
81.25%	Camille Lopez	France	39 from 48

BEST CONVERSION KICKERS (MIN: 10 KICKS)

93.33%	Mathieu Jalibert	France	14 from 15
92.86%	James Hook	Wales	13 from 14
90.91%	Maxime Machenaud	France	10 from 11
90.00%	Christophe Lamaison	France	9 from 10
90.00%	Camille Lopez	France	9 from 10
88.24%	Diego Dominguez	Italy	15 from 17
85.71%	Neil Jenkins	Wales	12 from 14
85.00%	George Ford	England	17 from 20
83.33%	Toby Flood	England	15 from 18
83.33%	Paddy Jackson	Ireland	15 from 18

BEST PENALTY GOAL KICKERS (MIN: 10 KICKS)

93.55%	Maxime Machenaud	France	29 from 31
92.31%	Dan Biggar	Wales	36 from 39
89.47%	Marcus Smith	England	17 from 19
89.19%	Chris Paterson	Scotland	99 from 111
88.89%	Finn Russell	Scotland	24 from 27
86.67%	Romain Ntamack	France	13 from 15
85.96%	Leigh Halfpenny	Wales	98 from 114
84.91%	David Humphreys	Ireland	45 from 53
83.33%	Adam Hastings	Scotland	10 from 12
83.18%	Jonny Wilkinson	England	89 from 107
82.56%	Greig Laidlaw	Scotland	71 from 86

IN A CAREER			
BEST DROP GOAL KICKERS (MIN: 5 KICKS)			
100%	Neil Jenkins	Wales	6 from 6
88.89%	Diego Dominguez	Italy	8 from 9
60.00%	Johnny Sexton	Ireland	3 from 5
57.89%	Jonny Wilkinson	England	11 from 19
55.56%	Ramiro Pez	Italy	5 from 9
54.55%	Ronan O'Gara	Ireland	6 from 11
MOST SUCCESSIVE SUCCESSFUL KICKS			
35	Chris Paterson	Scotland	9.2.2008 to 13.2.2010
21	Maxime Machenaud	France	8.3.2014 to 11.2.2018
20	Jonny Wilkinson	England	23.3.2002 to 22.2.2003
20	Chris Paterson	Scotland	3.2.2007 to 10.3.2007
19	Diego Dominguez	Italy	1.4.2000 to 8.4.2001
19	Gerald Merceron	France	4.3.2000 to 2.2.2002
18	Owen Farrell	England	22.2.2014 to 6.2.2016
MOST SUCCESSIVE CONVERSIONS			
26	Jonny Wilkinson	England	2.2.2002 to 22.3.2003
16	Owen Farrell	England	16.3.2019 to 31.10.2020
15	Stephen Jones	Wales	18.3.2000 to 6.4.2002
14	Owen Farrell	England	1.2.2014 to 6.2.2016
13	Ronan O'Gara	Ireland	19.2.2000 to 3.2.2001
13	Ronan O'Gara	Ireland	14.3.2009 to 12.3.2011
13	Stephen Jones	Wales	11.3.2006 to 15.3.2008
MOST SUCCESSIVE PENALTY GOALS			
36	Chris Paterson	Scotland	9.2.2008 to 19.3.2011
24	Maxime Machenaud	France	15.3.2014 to 10.3.2018
23	Dan Biggar	Wales	26.2.2016 to date
22	Greig Laidlaw	Scotland	27.2.2016 to 9.2.2019
21	Diego Dominguez	Italy	3.3.2001 to 16.2.2002
20	David Humphreys	Ireland	20.10.2001 to 16.2.2003
WORST PLACE KICKERS (MIN: 10 KICKS)			
33.33%	Damien Traille	France	5 from 15
45.83%	Kenny Logan	Scotland	11 from 24
54.17%	Roland de Marigny	Italy	13 from 24
58.82%	Olly Barkley	England	10 from 17
60.71%	Duncan Hodge	Scotland	17 from 28
WORST CONVERSION KICKERS (MIN: 10 KICKS)			
54.55%	Mirco Bergamasco	Italy	6 from 11
60.00%	David Humphreys	Ireland	21 from 35
60.00%	Frederic Michalak	France	9 from 15
60.00%	Kelly Haimona	Italy	6 from 10
60.00%	Melvyn Jaminet	France	9 from 15
WORST PENALTY GOAL KICKERS (MIN: 10 KICKS)			
33.33%	Damien Traille	France	4 from 12
38.89%	Kenny Logan	Scotland	7 from 18
55.17%	Tommaso Allan	Italy	16 from 29
57.14%	Luciano Orquera	Italy	12 from 21
58.33%	Carlo Canna	Italy	7 from 12

INDEX

ENGLAND

FRANCE

IRELAND

ITALY

SCOTLAND

WALES

OFFICIALS

HEAD TO HEADS

RECORDS

UNDER-20

IN A CAREER				
WORST DROP GOAL KICKERS (MIN: 5 KICKS)				
0%	Finn Russell	Scotland	0 from 7	
0%	Rob Kearney	Ireland	0 from 5	
16.67%	Brian O'Driscoll	Ireland	1 from 6	
20.00%	David Humphreys	Ireland	1 from 5	
20.00%	George Ford	England	1 from 5	
25.00%	Frederic Michalak	France	2 from 8	
25.00%	Francois Trinh-Duc	France	3 from 12	
MOST SUCCESSIVE KICKS MISSED				
5	Kelly Haimona	Italy	14.2.2015 to 28.2.2015	
5	Morgan Parra	France	9.3.2013 to 1.2.2019	
MOST SUCCESSIVE CONVERSIONS MISSED				
5	Stephen Jones	Wales	8.2.2009 to 14.2.2009	
5	Jonathan Sexton	Ireland	27.2.2010 to 13.3.2010	
4	David Humphreys	Ireland	2.3.2002 to 6.4.2002	
4	Frederic Michalak	France	21.3.2009 to 3.2.2013	
MOST SUCCESSIVE PENALTY GOALS MISSED				
5	Stephen Jones	Wales	22.3.2003 to 14.2.2004	
5	Tommaso Allan	Italy	28.2.2015 to 26.2.2017	
MOST APPEARANCES				
69	Sergio Parisse	Italy	2004-19	
65	Brian O'Driscoll	Ireland	2000-14	
64	Rory Best	Ireland	2006-19	
64	Alun Wyn Jones	Wales	2007-22	
63	Ronan O'Gara	Ireland	2000-13	
60	Martin Castrogiovanni	Italy	2003-16	
58	Cian Healy	Ireland	2010-22	
56	Gethin Jenkins	Wales	2003-16	
55	Ross Ford	Scotland	2006-17	
54	John Hayes	Ireland	2000-10	
54	Alessandro Zanni	Italy	2006-20	
53	Chris Paterson	Scotland	2000-11	
53	Leonardo Ghiraldini	Italy	2007-19	
BEST WINNING RATE (MIN 10 GAMES)				
93%	Ian Evans	Wales	W13, L1	2008-13
92%	Martin Johnson	England	W11, L1	2001-03
90%	Guy Easterby	Ireland	W9, L1	2001-05
90%	Pierre Mignoni	France	W9, L1	2002-07
90%	Nicolas Brusque	France	W9, L1	2002-06
90%	Francois Cros	France	W9, L1	2021-22
LOST EVERY MATCH (MIN 10 GAMES)				
	Andrea Lovotti	Italy	L26	2016-21
	Carlo Canna	Italy	L21	2016-21
	Sebastian Negri	Italy	L21	2018-22
	Guglielmo Palazzani	Italy	L20	2015-21
	Michele Campagnaro	Italy	L18	2014-19
	Mattia Bellini	Italy	L18	2016-21

INDEX

ENGLAND

FRANCE

IRELAND

ITALY

SCOTLAND

WALES

OFFICIALS

HEAD TO HEADS

RECORDS

UNDER-20

IN A CAREER			
MOST SUCCESSIVE MATCHES WON			
17	Mike Brown	England	8.2.2014 to 11.3.2017
13	Owen Farrell	England	8.2.2014 to 11.3.2017
13	Danny Care	England	8.2.2014 to 11.3.2017
13	Courtney Lawes	England	8.2.2014 to 11.3.2017
12	Lawrence Dallaglio	England	3.2.2001 to 21.2.2004
12	Pieter de Villiers	France	2.2.2002 to 19.3.2005
MOST STARTS			
69	Sergio Parisse	France	2004-19
65	Brian O'Driscoll	Ireland	2000-14
62	Alun Wyn Jones	Wales	2007-2022
55	Rory Best	Ireland	2006-19
54	John Hayes	Ireland	2000-10*
52	Johnny Sexton	Ireland	2010-22
50	Stuart Hogg	Scotland	2012-22
49	Chris Paterson	Scotland	2000-11
47	Paul O'Connell	Ireland	2002-15
47	Leonardo Ghiraldini	Italy	2007-19
* All Hayes's starts were in successive matches			
MOST MINUTES PLAYED			
5443	Sergio Parisse	Italy	2004-18
5074	Brian O'Driscoll	Ireland	2000-14
4810	Alun Wyn Jones	Wales	2007-22
4149	John Hayes	Ireland	2000-10
3993	Chris Paterson	Scotland	2000-11
3961	Rory Best	Ireland	2006-19
3813	Stuart Hogg	Scotland	2012-22
3731	Johnny Sexton	Ireland	2010-22
3713	Paul O'Connell	Ireland	2002-15
3637	Rob Kearney	Ireland	2008-19
3560	Alessandro Zanni	Italy	2006-20
3527	Jamie Heaslip	Ireland	2008-17
3519	Martyn Williams	Wales	2000-10
MOST REPLACEMENT APPEARANCES			
32	Sean Cronin	Ireland	2010-19
22	Ronan O'Gara	Ireland	2000-13
20	Salvatore Perugini	Italy	2000-11
20	Mike Blair	Scotland	2003-12
20	Danny Care	England	2009-18
19	Dwayne Peel	Wales	2002-11
19	Chris Cusiter	Scotland	2004-14
19	Mako Vunipola	England	2013-19
19	Ken Owens	Wales	2012-19
MOST TIMES NAMED ON THE BENCH			
37	Sean Cronin	Ireland	2010-19
30	Eoin Reddan	Ireland	2006-16
26	Guy Easterby	Ireland	2001-05
26	Frank Sheahan	Ireland	2001-05
25	Dwayne Peel	Wales	2002-11
24	Mike Blair	Scotland	2003-12
24	Ronan O'Gara	Ireland	2000-13

The most without ever actually playing is six by Graeme Beveridge (Scotland).

INDEX

ENGLAND

FRANCE

IRELAND

ITALY

SCOTLAND

WALES

OFFICIALS

HEAD TO HEADS

RECORDS

UNDER-20

IN A CAREER				
MOST TIMES UNUSED SUBSTITUTE				
17	Guy Easterby	Ireland		2001-05
15	Frank Sheahan	Ireland		2001-05
12	David Humphreys	Ireland		2000-05
12	Eoin Reddan	Ireland		2006-16
10	Robbie Russell	Scotland		2000-05
10	Paddy Wallace	Ireland		2007-11
MOST AS CAPTAIN				
51	Sergio Parisse	Italy	65	2004-19
41	Brian O'Driscoll	Ireland	55	2000-11
28	Fabien Pelous	France	32+3	2000-06
25	Alun Wyn Jones	Wales	62+2	2007-22
24	Thierry Dusautoir	France	34	2008-15
20	Chris Robshaw	England	30	2012-18
20	Rory Best	Ireland	51+9	2006-19
19	Guilhem Guirado	France	24+9	2008-19
17	Sam Warburton	Wales	30+4	2010-17
17	Greig Laidlaw	Scotland	33+4	2012-19
BEST WINNING RATE AS CAPTAIN (MIN 5 GAMES)				
100%	Antoine Dupont	France	W5	2022
90.9%	Martin Johnson	England	W10,L1	2001-03
83.3%	Raphael Ibanez	France	W5,L1	2002-07
83.3%	Gareth Thomas	Wales	W5,L1	2005-07
80.0%	Fabien Galthie	France	W4,L1	2002-03
80.0%	Chris Robshaw	England	W16,L4	2012-15
WORST WINNING RATE AS CAPTAIN (MIN 5 GAMES)				
0%	Alessandro Moscardi	Italy	L10	2001-02
0%	Luca Bigi	Italy	L10	2020-21
0%	Ross Ford	Scotland	L5	2015
10.0%	Chris Paterson	Scotland	W1,L9	2004-07
11.8%	Sergio Parisse	Italy	W6,L45	2008-19
12.5%	Marco Bortolami	Italy	W2,D1,L13	2005-15
MOST YELLOW CARDS				
4	James Haskell	England	32+10	2007-17
4	Conor Murray	Ireland	44+4	2012-22
4	Finn Russell	Scotland	31+1	2015-22
3	Scott Quinnell	Wales	11	2000-02
3	Carlo Checchinato	Italy	14+2	2000-04
3	Geoff Cross	Scotland	10+14	2009-15
3	Danny Grewcock	England	23+8	2001-07
3	John Barclay	Scotland	28+3	2008-17
3	Simon Taylor	Scotland	38	2001-09
3	Mauro Bergamasco	Italy	42+1	2000-15
3	Martyn Williams	Wales	45+3	2000-10
3	Marco Bortolami	Italy	44+7	2002-15
3	Gethin Jenkins	Wales	38+18	2003-16
3	Martin Castrogiovanni	Italy	44+16	2003-16
3	Luca Bigi	Italy	12+7	2018-22
3	Liam Williams	Wales	34+3	2014-22
MOST PLAYER OF THE MATCH AWARDS				
5	Sergio Parisse	Italy	69	2004-19
5	Ben Youngs	England	40+12	2010-22
4	Brian O'Driscoll	Ireland	65	2000-14
4	Gordon D'Arcy	Ireland	40+2	2004-14
4	Sam Warburton	Wales	30+4	2010-17
4	Jamie Heaslip	Ireland	44+2	2008-17
4	Mike Brown	England	27+5	2012-18
4	Peter O'Mahony	Ireland	31+12	2012-22
4	CJ Stander	Ireland	27+1	2016-21
4	Finn Russell	Scotland	31+1	2015-22
4	Conor Murray	Ireland	44+4	2012-22
4	Greg Alldritt	France	16+4	2019-22

INDEX

ENGLAND

FRANCE

IRELAND

ITALY

SCOTLAND

WALES

OFFICIALS

HEAD TO HEADS

RECORDS

UNDER-20

MATCH RECORDS (INDIVIDUAL)

MOST BALL CARRIES

30	Denis Leamy	Ireland v France	11.2.2006
26	Scott Quinnell	Wales v England	3.2.2001
24	Cristian Stoica	Italy v Ireland	3.2.2001
24	Nick Easter	England v Scotland	21.3.2009
24	CJ Stander	Scotland v Ireland	4.2.2017
24	CJ Stander	France v Ireland	3.2.2018
24	CJ Stander	England v Ireland	17.3.2018
23	CJ Stander	Ireland v Wales	7.2.2016
23	CJ Stander	Ireland v France	25.2.2017
22	Scott Quinnell	Wales v Italy	19.2.2000
22	Scott Quinnell	Wales v Scotland	17.2.2001
22	Scott Quinnell	Wales v Ireland	3.2.2002
22	Sergio Parisse	Italy v Wales	1.2.2014
22	Sean O'Brien	Ireland v Scotland	24.2.2013
22	Billy Vunipola	Scotland v England	6.2.2016
22	Nathan Hughes	Wales v England	11.2.2017
22	CJ Stander	Italy v Ireland	11.2.2017
22	Maxime Médard	France v Wales	1.2.2019
22	Gregory Alldritt	France v Italy	6.2.2022

Other country:

21	Dave Denton	Scotland v Wales	12.2.2012
----	-------------	------------------	-----------

MOST METRES GAINED

198	Iain Balshaw	England v Italy	17.2.2001
186	Thomas Castaignede	France v Italy	1.4.2000
185	Jack Nowell	England v Scotland	14.3.2015
179	Matt Perry	England v France	19.2.2000
176	James Lowe	England v Ireland	12.3.2022
175	Huw Jones	Scotland v Italy	20.3.2021
173	Andrea Masi	Italy v France	4.2.2012
170	Andrea Masi	Italy v France	12.3.2011
169	Jason Robinson	England v France	2.3.2002
169	Noa Nakaitaci	France v England	21.3.2015
167	Mike Phillips	Wales v France	18.3.2006

MOST CLEAN BREAKS

8	Thomas Castaignede	France v Italy	1.4.2000
8	Damien Traille	France v Italy	23.3.2003
6	Gordon D'Arcy	Ireland v Scotland	27.3.2004
5	by 12 players		

MOST DEFENDERS BEATEN

15	Thomas Castaignede	France v Italy	1.4.2000
13	Duhan van der Merwe	Scotland v Italy	20.3.2021
12	Jack Nowell	England v Scotland	16.3.2019
11	Emile Ntamack	France v Italy	1.4.2000
11	Brian O'Driscoll	Ireland v France	17.2.2001
11	Virimi Vakatawa	France v England	19.3.2016
11	CJ Stander	Italy v Ireland	11.2.2017
10	Scott Quinnell	Wales v Italy	19.2.2000
10	David Wallace	Ireland v Italy	3.2.2001
10	Damien Traille	France v Italy	23.3.2003
10	Sam Johnson	England v Scotland	16.3.2019
10	Hamish Watson	Scotland v Wales	9.3.2019
10	Adam Hastings	Italy v Scotland	22.2.2020

Other country:

9	Ramiro Pez	Italy v England	9.3.2003
---	------------	-----------------	----------

INDEX

ENGLAND

FRANCE

IRELAND

ITALY

SCOTLAND

WALES

OFFICIALS

HEAD TO HEADS

RECORDS

UNDER-20

MATCH RECORDS (INDIVIDUAL)

MOST OFFLOADS

11	Nathan Hines	Scotland v Italy	24.2.2007
8	Shane Horgan	Ireland v France	11.2.2006
6	Nathan Hines	Scotland v England	19.3.2005
6	Louis Picamoles	Italy v France	11.3.2017
5	by eight players		

MOST TACKLES

31	Luke Charteris	Wales v Ireland	14.3.2015
31	Guilhem Guirado	France v Ireland	3.2.2018
29	Justin Tipuric	Wales v Ireland	7.2.2021
28	John Barclay	Ireland v Scotland	10.3.2018
28	Felix Lambey	Ireland v France	10.3.2019
27	Serge Betsen	France v Wales	16.2.2002
27	Jonny Gray	Scotland v Ireland	4.2.2017
27	Jonny Gray	Ireland v Scotland	10.3.2018
27	Mako Vunipola	Ireland v England	10.3.2019
27	Mark Wilson	Ireland v England	10.3.2019
26	Maxime Mbanda	Italy v Wales	5.2.2017
26	Stephen Jones	Wales v England	20.3.2004
26	Chris Robshaw	England v Wales	5.2.2015

MOST LINEOUTS WON

13	Marco Bortolami	Italy v England	7.4.2002
13	Robert Sidoli	Wales v Scotland	8.3.2003
13	Scott Murray	Scotland v Italy	24.2.2007
12	Scott Murray	Scotland v Italy	17.3.2001
12	Robert Sidoli	Wales v Ireland	22.2.2003
12	Santiago Dellape	Italy v Scotland	6.3.2004
12	Grant Gilchrist	Scotland v France	26.3.2021

MOST LINEOUT STEALS

6	Malcolm O'Kelly	Ireland v Italy	22.2.2003
4	Scott Murray	Scotland v France	4.3.2000
4	Scott Murray	Scotland v Wales	18.3.2000
4	Scott Murray	Scotland v England	3.3.2001
4	Gary Longwell	Ireland v Wales	3.2.2002
4	Scott Murray	Scotland v Italy	16.2.2002
4	Scott Murray	Scotland v Wales	6.4.2002
4	Pascal Pape	France v Wales	7.3.2004
4	Leo Cullen	Ireland v Italy	6.2.2010

INDEX

ENGLAND

FRANCE

IRELAND

ITALY

SCOTLAND

WALES

OFFICIALS

HEAD TO HEADS

RECORDS

UNDER-20

MATCH RECORDS (TEAM)

MOST BALL CARRIES

204	Ireland v Italy	8.3.2014
193	Ireland v France	3.2.2018
189	Ireland v Wales	7.2.2021
188	Ireland v Wales	14.3.2015
186	Ireland v Scotland	4.2.2017
185	England v Wales	23.3.2002
183	Ireland v France	11.2.2006
182	Scotland v Wales	12.2.2012
178	Ireland v Italy	12.3.2016
177	Ireland v Italy	11.2.2017
177	England v Scotland	16.3.2019

MOST METRES GAINED

946	Ireland v France	11.2.2006
936	France v Italy	21.2.2004
912	England v Ireland	16.2.2002
910	England v Italy	12.2.2011
856	France v Italy	11.3.2017
807	France v Italy	1.4.2000
794	Ireland v Italy	4.3.2000
784	Wales v Italy	27.3.2004

MOST CLEAN BREAKS

29	France v Italy	1.4.2000
27	France v Wales	5.2.2000
27	France v Wales	17.3.2001
26	England v Italy	18.3.2000
25	France v Italy	23.3.2003
24	Ireland v Italy	4.3.2000
24	England v Italy	11.2.2006
24	England v Scotland	16.3.2019

MOST DEFENDERS BEATEN

55	France v Italy	11.3.2017
54	France v Italy	1.4.2000
48	Scotland v Italy	20.3.2021
45	England v Scotland	16.3.2019
41	England v Scotland	3.3.2001
40	Scotland v Italy	12.3.2022
37	England v Ireland	16.2.2002
37	France v Ireland	19.3.2000
37	Ireland v Italy	11.2.2017
36	Ireland v Italy	24.2.2019
36	Scotland v Wales	9.3.2019
35	England v Ireland	20.10.2001

MOST PASSES

282	Ireland v Italy	27.2.2022
262	Ireland v Wales	7.2.2021
258	Ireland v Italy	8.3.2014
256	Ireland v Italy	11.2.2017
253	Scotland v France	23.2.2019
250	Ireland v France	3.2.2018
249	Ireland v Wales	14.3.2015
246	Ireland v Italy	10.2.2018
240	England v Wales	23.3.2002
240	Ireland v Wales	5.2.2022
238	Wales v Italy	19.3.2016
238	Ireland v Wales	10.3.2017
233	Ireland v Scotland	4.2.2017

MOST TACKLES

253	France v Ireland	3.2.2018
250	Wales v Ireland	14.3.2015
245	Italy v Ireland	8.3.2014
245	Wales v Ireland	7.2.2021
242	Scotland v Ireland	4.2.2017
230	Scotland v Ireland	10.3.2018
229	France v Ireland	25.2.2017
227	Italy v France	23.2.2018
227	England v Wales	23.2.2019
225	Wales v Ireland	24.2.2018
214	Wales v Scotland	9.3.2019

SEASONAL RECORDS			
MOST BALL CARRIES			
104	CJ Stander	Ireland	2017
96	CJ Stander	Ireland	2018
93	Billy Vunipola	England	2016
87	CJ Stander	Ireland	2016
83	Scott Quinnell	Wales	2001
79	Sergio Parisse	Italy	2011
76	Ben Cohen	England	2002
76	Sergio Parisse	Italy	2009
76	Sebastian Negri	Italy	2018
75	CJ Stander	Ireland	2020
Other countries:			
71	Louis Picamoles	France	2017
71	Stuart Hogg	Scotland	2018
MOST METRES GAINED			
543	Mike Brown	England	2014
540	Iain Balshaw	England	2001
513	Sergio Parisse	Italy	2009
503	Ben Foden	England	2011
486	Emile Ntamack	France	2000
484	Jason Robinson	England	2002
Other countries:			
479	Stuart Hogg	Scotland	2018
473	George North	Wales	2016
456	Rob Kearney	Ireland	2014
MOST CLEAN BREAKS			
14	Philippe Bernat-Salles	France	2001
13	Emile Ntamack	France	2000
13	Brian O'Driscoll	France	2000
13	Will Greenwood	England	2002
12	Thomas Castaignede	France	2000
12	Iain Balshaw	England	2001
12	Gordon D'Arcy	Ireland	2004
12	George North	Wales	2016
12	Henry Slade	England	2019
Other countries:			
10	Blair Kinghorn	Scotland	2019
8	Paul Griffen	Italy	2004
8	Matteo Minozzi	Italy	2018
8	Matteo Minozzi	Italy	2020

INDEX

ENGLAND

FRANCE

IRELAND

ITALY

SCOTLAND

WALES

OFFICIALS

HEAD TO HEADS

RECORDS

UNDER-20

SEASONAL RECORDS

BIGGEST AVERAGE GAINS (Qual: 20 carries)

12.05	Ugo Monye	England	2010	241m from 20 carries
11.96	Aurelien Rougerie	France	2008	299m from 25
11.92	Noa Nakaitaci	France	2015	286m from 24
11.80	Simon Danielli	Scotland	2009	236m from 20
11.59	Harry Ellis	England	2007	255m from 22
11.07	Maxime Medard	France	2009	321m from 29

MOST DEFENDERS BEATEN

31	Duhan van der Merwe	Scotland	2021	
30	Brian O'Driscoll	Ireland	2000	
26	Emile Ntamack	France	2000	
26	George North	Wales	2016	
25	Mike Brown	England	2014	
25	Billy Vunipola	England	2016	
24	Jason Robinson	England	2001	
24	Virimi Vakatawa	France	2016	
24	Louis Picamoles	France	2017	
24	Nick Tompkins	Wales	2020	
23	Kenny Logan	Scotland	2003	
23	Jacob Stockdale	Ireland	2019	
Other country:				
21	Jake Polledri	Italy	2020	
21	Monty Ioane	Italy	2022	

MOST TRY ASSISTS

8	Jonny Wilkinson	England	2001
7	George Ford	England	2015
7	Frederic Michalak	France	2006
6	Conor Murray	Ireland	2020
5	Austin Healey	England	2001
5	Antoine Dupont	France	2021
4	Peter Stringer	Ireland	2000
4	Jonny Wilkinson	England	2002
4	Will Greenwood	England	2002
4	Conor Murray	Ireland	2014
4	Conor Murray	Ireland	2018
4	Greig Laidlaw	Scotland	2018
4	Finn Russell	Scotland	2019
4	Antoine Dupont	France	2020
4	Jamison Gibson-Park	Ireland	2022
4	Romain Ntamack	France	2022

MOST PASSES

542	Conor Murray	Ireland	2018	
476	Conor Murray	Ireland	2015	
443	Conor Murray	Ireland	2019	
416	Conor Murray	Ireland	2016	
393	Conor Murray	Ireland	2017	
390	Jamison Gibson-Park	Ireland	2022	
377	Mike Phillips	Wales	2012	
374	Rhys Webb	Wales	2017	
362	Ben Youngs	England	2019	
356	Peter Stringer	Ireland	2006	
346	Greig Laidlaw	Scotland	2016	
346	Ali Price	Scotland	2021	
Other countries:				
327	Alessandro Troncon	Italy	2003	
325	Maxime Machenaud	France	2018	

SEASONAL RECORDS

MOST KICKS IN PLAY

96	Ronan O'Gara	Ireland	2005
82	Ramiro Pez	Italy	2006
77	Ronan O'Gara	Ireland	2007
76	Ronan O'Gara	Ireland	2004
71	Ronan O'Gara	Ireland	2006
71	Rhys Priestland	Wales	2012
70	Ronan O'Gara	Ireland	2008
70	Ben Youngs	England	2019

MOST TACKLES

100	Jonny Gray	Scotland	2018
86	Tom Curry	England	2019
86	Michele Lamaro	Italy	2022
85	Joe Launchbury	England	2017
84	Jonny Gray	Scotland	2015
84	Justin Tipuric	Wales	2017
83	Josh Navidi	Wales	2019
82	Aaron Persico	Italy	2004
82	Chris Robshaw	England	2015
82	Justin Tipuric	Wales	2021
81	Charles Ollivon	France	2021

Other countries:

64	Chris Henry	Ireland	2014
----	-------------	---------	------

MOST MISSED TACKLES

20	Luca Martin	Italy	2000
19	Adam Hastings	Scotland	2020
17	Owen Farrell	England	2018
16	Diego Dominguez	Italy	2000
16	Robbie Henshaw	Ireland	2015
16	Tommaso Benvenuti	Italy	2018
15	Josh Strauss	Scotland	2019
15	Owen Farrell	England	2020
15	Michele Lamaro	Italy	2022
14	Gregor Townsend	Scotland	2000, 2002 & 2003
14	Andrea de Rossi	Italy	2003
14	Ramiro Pez	Italy	2003
14	Luciano Orquera	Italy	2005
14	Duncan Weir	Scotland	2014
14	WP Nel	Scotland	2016
14	Finn Russell	Scotland	2019
14	Michele Lamaro	Italy	2021

MOST TURNOVERS WON

11	John Barclay	Scotland	2011
10	Colin Charvis	Wales	2000
10	Malcolm O'Kelly	Ireland	2002
10	Marcus Horan	Ireland	2009
10	Ross Rennie	Scotland	2012
10	Jake Polledri	Italy	2020
10	Maro Itoje	England	2022

Other countries:

9	Thierry Dusautoir	France	2012
---	-------------------	--------	------

INDEX

ENGLAND

FRANCE

IRELAND

ITALY

SCOTLAND

WALES

OFFICIALS

HEAD TO HEADS

RECORDS

UNDER-20

SEASONAL RECORDS			
MOST TURNOVERS CONCEDED			
18	Gregor Townsend	Scotland	2000
18	David Humphreys	Ireland	2002
17	Iain Balshaw	England	2001
16	Yann Delaigue	France	2005
15	Matt Perry	England	2000
14	Gregor Townsend	Scotland	2002
14	Vincent Clerc	France	2003
14	Finn Russell	Scotland	2018
14	Jacob Stockdale	Ireland	2019
MOST PENALTIES CONCEDED			
14	Dan Cole	England	2016
13	Garath Archer	England	2000
13	Peter Rogers	Wales	2000
13	Malcolm O'Kelly	Ireland	2001
12	Fabien Pelous	France	2001
12	Malcolm O'Kelly	Ireland	2003
12	Jean-Jacques Crenca	France	2003
12	Andrew Mower	Scotland	2003
12	Martin Castrogiovanni	Italy	2010
12	Brice Dulin	France	2021
MOST LINEOUTS WON			
41	Robert Sidoli	Wales	2003
41	Scott Murray	Scotland	2004
36	Andrea Gritti	Italy	2000
36	Scott Murray	Scotland	2001
36	Paul O'Connell	Ireland	2009
35	Fabien Pelous	France	2000
31	Marco Bortolami	Italy	2004
31	Charles Ollivon	France	2020
Other country:			
28	Courtney Lawes	England	2014
MOST LINEOUT STEALS			
13	Scott Murray	Scotland	2000 & 2002
11	Scott Murray	Scotland	2001
10	Malcolm O'Kelly	Ireland	2003
7	Ben Kay	England	2003 & 2004
7	Marco Bortolami	Italy	2004
7	Julien Bonnaire	France	2005
7	Richie Gray	Scotland	2011

INDEX

ENGLAND

FRANCE

IRELAND

ITALY

SCOTLAND

WALES

OFFICIALS

HEAD TO HEADS

RECORDS

UNDER-20

CAREER RECORDS

MOST CARRIES

785	Sergio Parisse	Italy
510	Stuart Hogg	Scotland
498	Brian O'Driscoll	Ireland
477	CJ Stander	Ireland
461	Rob Kearney	Ireland
448	Jamie Heaslip	Ireland
440	Alun Wyn Jones	Wales
432	Taulupe Faletau	Wales
407	Sean Lamont	Scotland
401	Paul O'Connell	Ireland

MOST METRES

3753	Stuart Hogg	Scotland
3088	Sergio Parisse	Italy
2904	Rob Kearney	Ireland
2548	George North	Wales
2546	Brian O'Driscoll	Ireland
2393	Chris Paterson	Scotland
2330	Mike Brown	England
2290	Shane Williams	Wales
2117	Sean Lamont	Scotland
1864	Jason Robinson	England

BIGGEST AVERAGE GAINS (Qual: 20 ball carries)

11.71	Pepito Elhorga	France	281m from 24
11.17	Ugo Monye	England	335m from 30
9.72	Emile Ntamack	France	486m from 50
9.41	Thom Evans	Scotland	273m from 29
9.04	Julien Laharrague	France	217m from 24
8.82	Noa Nakaitaci	France	635m from 72
8.81	Ben Foden	England	1110m from 126
8.77	James Lowe	Ireland	710m from 81
8.57	Harry Ellis	England	617m from 72
8.51	Jason Robinson	England	1864m from 219

MOST CLEAN BREAKS

67	Brian O'Driscoll	Ireland
52	Stuart Hogg	Scotland
52	George North	Wales
50	Shane Williams	Wales
44	Keith Earls	Ireland
37	Jonny May	England
34	Chris Paterson	Scotland
33	Will Greenwood	England
33	Ben Cohen	England
32	Shane Horgan	Ireland
32	Gordon D'Arcy	Ireland

INDEX

ENGLAND

FRANCE

IRELAND

ITALY

SCOTLAND

WALES

OFFICIALS

HEAD TO HEADS

RECORDS

UNDER-20

CAREER RECORDS

MOST DEFENDERS BEATEN

163	Brian O'Driscoll	Ireland
155	Stuart Hogg	Scotland
126	George North	Wales
104	Rob Kearney	Ireland
85	Jason Robinson	England
85	Sean Lamont	Scotland
84	Shane Williams	Wales
83	Jack Nowell	England
81	Mike Brown	England
80	Gordon D'Arcy	Ireland
80	Sergio Parisse	Italy

MOST TRY ASSISTS

26	Conor Murray	Ireland
17	Jonny Wilkinson	England
17	Ronan O'Gara	Ireland
17	Dan Biggar	Wales
16	Brian O'Driscoll	Ireland
16	George Ford	England
15	Peter Stringer	Ireland
14	Owen Farrell	England
14	Johnny Sexton	Ireland
13	Finn Russell	Scotland
13	Antoine Dupont	France

MOST PASSES

3527	Conor Murray	Ireland
2539	Peter Stringer	Ireland
2182	Ben Youngs	England
2032	Greig Laidlaw	Scotland
1869	Mike Phillips	Wales
1441	Danny Care	England
1348	Alessandro Troncon	Italy
1343	Edoardo Gori	Italy
1297	Mike Blair	Scotland
1279	Chris Cusiter	Scotland

MOST KICKS IN PLAY

648	Ronan O'Gara	Ireland
380	Stephen Jones	Wales
364	Johnny Sexton	Ireland
339	Ben Youngs	England
335	Conor Murray	Ireland
302	Jonny Wilkinson	England
300	Dan Biggar	Wales
295	Dan Parks	Scotland
257	Stuart Hogg	Scotland
253	George Ford	England

INDEX

ENGLAND

FRANCE

IRELAND

ITALY

SCOTLAND

WALES

OFFICIALS

HEAD TO HEADS

RECORDS

UNDER-20

CAREER RECORDS

MOST TACKLES

727	Alun Wyn Jones	Wales
540	Sergio Parisse	Italy
513	Jonny Gray	Scotland
494	Taulupe Faletau	Wales
474	Alessandro Zanni	Italy
467	Martyn Williams	Wales
466	Leonardo Ghiraldini	Italy
457	Brian O'Driscoll	Ireland
433	Jamie Heaslip	Ireland
433	Justin Tipuric	Wales

MOST MISSED TACKLES

90	Owen Farrell	England
74	Sergio Parisse	Italy
69	Jonny Wilkinson	England
63	Brian O'Driscoll	Ireland
63	Ronan O'Gara	Ireland
60	Martyn Williams	Wales
59	Dan Biggar	Wales
56	Alun Wyn Jones	Wales
55	Gonzalo Canale	Italy
54	Finn Russell	Scotland

100% TACKLE SUCCESS (Over 20 tackles)

68	Caelan Doris	Ireland
34	Matias Aguero	Italy
33	Leo Cullen	Ireland
30	Rhys Thomas	Wales
29	Richie Vernon	Scotland
29	Alexandre Lapandry	France
27	Mick O'Driscoll	Ireland
26	Joe Ansbro	Scotland
26	Jack Clifford	England
24	Finlay Bealham	Ireland
24	Alex Dombandt	England

POOREST TACKLE SUCCESS

60.3%	Adam Hastings	Scotland	27 from 65
61.1%	Richard Dourthe	France	14 from 36
61.3%	Dougie Fife	Scotland	12 from 31
65.9%	Paolo Vaccari	Italy	15 from 44
66.7%	Iain Balshaw	England	13 from 39
67.3%	Jacob Stockdale	Ireland	18 from 55
68.1%	Gregor Townsend	Scotland	51 from 160
68.2%	Clement Poitrenaud	France	14 from 44
68.4%	Edoardo Padovani	Italy	30 from 95
68.4%	Callum Braley	Italy	12 from 38
69.1%	Hugo Southwell	Scotland	21 from 68

INDEX

ENGLAND

FRANCE

IRELAND

ITALY

SCOTLAND

WALES

OFFICIALS

HEAD TO HEADS

RECORDS

UNDER-20

CAREER RECORDS

MOST TURNOVERS WON

53	Brian O'Driscoll	Ireland
37	Maro Itoje	England
37	John Barclay	Scotland
36	Sergio Parisse	Italy
34	Paul O'Connell	Ireland
34	Alun Wyn Jones	Wales
33	Thierry Dusautoir	France
32	Malcolm O'Kelly	Ireland
30	Martyn Williams	Wales
29	Mathieu Bastareaud	France
29	Peter O'Mahony	Ireland

MOST TURNOVERS CONCEDED

87	Brian O'Driscoll	Ireland
85	Sergio Parisse	Italy
69	Chris Paterson	Scotland
69	Shane Williams	Wales
69	Stuart Hogg	Scotland
62	Johnny Sexton	Ireland
61	Finn Russell	Scotland
56	Rob Kearney	Ireland
54	Aurelien Rougerie	France
54	Peter Stringer	Ireland

MOST PENALTIES CONCEDED

66	Martin Castrogiovanni	Italy
55	Cian Healy	Ireland
54	Malcolm O'Kelly	Ireland
51	Dan Cole	England
48	Maro Itoje	England
46	Marco Bortolami	Italy
45	Alun Wyn Jones	Wales
43	John Hayes	Ireland
43	Gethin Jenkins	Wales
42	Martyn Williams	Wales

MOST LINEOUTS WON

223	Scott Murray	Scotland
217	Marco Bortolami	Italy
189	Alun Wyn Jones	Wales
185	Paul O'Connell	Ireland
175	Sergio Parisse	Italy
173	Malcolm O'Kelly	Ireland
126	Imanol Harinordoquy	France
124	Fabien Pelous	France
115	Simon Easterby	Ireland
111	Peter O'Mahony	Ireland

MOST LINEOUT STEALS

54	Scott Murray	Scotland
33	Malcolm O'Kelly	Ireland
33	Paul O'Connell	Ireland
23	Ben Kay	England
23	Marco Bortolami	Italy
23	Sergio Parisse	Italy
22	Julien Bonnaire	France
22	Alun Wyn Jones	Wales
18	Imanol Harinordoquy	France
16	Jim Hamilton	Scotland

INDEX

ENGLAND

FRANCE

IRELAND

ITALY

SCOTLAND

WALES

OFFICIALS

HEAD TO HEADS

RECORDS

UNDER-20



2022 CHAMPIONSHIP IN DETAIL

GUINNESS 6 NATIONS 2022					POINTS			ATTACK					DEFENCE					
Pos	Nation	W	D	L	TB	LB	Tot	T	C	PG	DG	For	T	C	PG	DG	Agst	PD
1	France	5	0	0	2	0	22	17	10	12	0	141	7	7	8	0	73	68
2	Ireland	4	0	1	4	1	21	24	18	4	0	168	4	2	13	0	63	105
3	England	2	0	3	1	1	10	8	5	17	0	101	12	8	6	0	96	5
4	Scotland	2	0	3	1	1	10	11	7	7	0	92	15	8	9	1	121	-29
5	Wales	1	0	4	0	3	7	8	6	7	1	76	8	5	18	0	104	-28
6	Italy	1	0	4	0	0	4	5	4	9	0	60	27	20	2	0	181	-121
TOTALS		15	0	15	8	6	74	73	50	56	1	638	73	50	56	1	638	

TOP GUINNESS 6 NATIONS POINTS SCORERS 2022									
Name	Team	Apps	Mins	Try	Conv	PG	DG	PTS	
Marcus Smith	England	5	383	2	5	17	0	71	
Melvyn Jaminet	France	5	381	0	9	12	0	54	
Johnny Sexton	Ireland	3+1	250	0	13	3	0	35	
Dan Biggar	Wales	5	388	0	5	7	1	34	
Finn Russell	Scotland	4+1	300	0	6	7	0	33	
Paolo Garbisi	Italy	5	397	0	4	6	0	26	
Joey Carbery	Ireland	2+3	156	1	5	1	0	18	
James Lowe	Ireland	3	240	3	0	0	0	15	
Damian Penaud	France	4	320	3	0	0	0	15	
Gabin Villiere	France	4	320	3	0	0	0	15	
Edoardo Padovani	Italy	5	387	1	0	3	0	14	

TOP GUINNESS 6 NATIONS TRY SCORERS 2022					
Name	Team	Apps	Mins	Tries	
James Lowe	Ireland	3	240	3	
Damian Penaud	France	4	320	3	
Gabin Villiere	France	4	320	3	
Josh Adams	Wales	4	305	2	
Ange Capuozzo	Italy	1+1	115	2	
Andrew Conway	Ireland	3	222	2	
Antoine Dupont	France	5	359	2	
Gael Fickou	France	5	400	2	
Jamie George	England	3+2	281	2	
Jamison Gibson-Park	Ireland	5	327	2	
Darcy Graham	Scotland	5	400	2	
Chris Harris	Scotland	5	343	2	
Anthony Jelouch	France	5	373	2	
Mike Lowry	Ireland	1	80	2	
Marcus Smith	England	5	383	2	

BEST GUINNESS 6 NATIONS PLACE KICKERS 2022									
Name	Team	Good	Att	Kick%	Last 10 kicks	Conv	PG	Streak	
Callum Sheedy	Wales	1	1	100.00%	cc/23332/22/2	1/1	0/0	Last 8	
Stuart Hogg	Scotland	1	1	100.00%	2/c2c2222/2	1/1	0/0	Last 6	
Finn Russell	Scotland	13	15	86.67%	333/32/c2222	6/8	7/7	Last 4	
Marcus Smith	England	22	27	81.48%	3/3p3333/332	5/8	17/19	Last 7	
Dan Biggar	Wales	12	15	80.00%	p/c22/333/222	5/7	7/8	Last 8	
Johnny Sexton	Ireland	16	21	76.19%	3c2322/222c	13/16	3/5	Missed last 1	
Edoardo Padovani	Italy	3	4	75.00%	3/33p	0/0	3/4	Missed last 1	
Paolo Garbisi	Italy	10	14	71.43%	3p2p2c/3332	4/5	6/9	Last 4	
Melvyn Jaminet	France	21	31	67.74%	323p/3c3p22	9/15	12/16	Last 2	
Joey Carbery	Ireland	6	9	66.67%	2223/22ccc	5/8	1/1	Missed last 3	
Romain Ntamack	France	1	2	50.00%	32c/332cc/2/c	1/2	0/0	Missed last 1	
Blair Kinghorn	Scotland	0	1	0.00%	c	0/1	0/0	Missed last 1	

Under Streak, "Last 4" means has kicked last four place kicks in a row successfully. Under "Last 10 kicks" 3 denotes a penalty goal, 2 a conversion, p is a missed penalty and c a missed conversion, whilst separate matches are divided with forward slashes.

ROUND 1: 5 FEBRUARY 2022
IRELAND (10) 29, WALES (2) 7
Aviva Stadium, Dublin

Ireland: 15 Hugo Keenan; 14 Andrew Conway(2T), 13 Garry Ringrose(T), 12 Bundee Aki(T), 11 Mack Hansen; 10 Johnny Sexton (capt)(3C/P), 9 Jamison Gibson-Park; 1 Andrew Porter, 2 Ronan Kelleher, 3 Tadhg Furlong; 4 Tadhg Beirne, 5 James Ryan; 6 Caelan Doris, 7 Josh van der Flier, 8 Jack Conan.

Bench: 16 Dan Sheehan, 17 Cian Healy, 18 Finlay Bealham, 19 Ryan Baird, 20 Peter O'Mahony, 21 Conor Murray, 22 Joey Carbery, 23 James Hume.

Replacements used: P.O'Mahony for Conan 52, Bealham for Furlong 52, Sheehan for Kelleher 61, Hume for Conway 62, Carbery for Sexton 63, Baird for Ryan 65, Healy for Porter 65, Murray for Gibson-Park 68.

Tries: 4 - Aki, Conway (2), Ringrose. Kicking: Sexton (Conv 3/4, Pens 1/3).

Wales: 15 Liam Williams; 14 Johnny McNicholl, 13 Josh Adams (sin bin 48-61), 12 Nick Tompkins, 11 Louis Rees-Zammit; 10 Dan Biggar (capt), 9 Tomos Williams; 1 Wyn Jones, 2 Ryan Elias, 3 Tomas Francis; 4 Will Rowlands, 5 Adam Beard; 6 Ellis Jenkins, 7 Taine Basham(T), 8 Aaron Wainwright.

Bench: 16 Dewi Lake, 17 Gareth Thomas, 18 Dillon Lewis, 19 Ben Carter, 20 Ross Moriarty, 21 Gareth Davies, 22 Callum Sheedy(C), 23 Owen Watkin.

Replacements used: G.Thomas for W.Jones 52, Moriarty for E.Jenkins 52, D.Lewis for Francis 52, Lake for Elias 52, G.Davies for Tomos Williams 57, Watkin for McNicholl 61, Sheedy for Biggar 70, Carter for Rowlands 74.

Tries: 1 - Basham. Kicking: Sheedy (Conv 1/1).

Scoring sequence: 2' Aki (T) 5-0, Sexton (C) 7-0, 20' Sexton (P) 10-0, 43' Conway (T) 15-0, Sexton (C) 17-0, 50' Conway (T) 22-0, Sexton (C) 24-0, 59' Ringrose (T) 29-0, 74' Basham (T) 29-5, Sheedy (C) 29-7.

Referee: Jaco Peyper (South Africa) **Attendance:** 51700.

ROUND 1: 5 FEBRUARY 2022
SCOTLAND (10) 20, ENGLAND (6) 17
BT Murrayfield, Edinburgh

Scotland: 15 Stuart Hogg (capt); 14 Darcy Graham, 13 Chris Harris, 12 Sam Johnson, 11 Duhan van der Merwe; 10 Finn Russell(C/2P), 9 Ali Price; 1 Rory Sutherland, 2 George Turner, 3 Zander Fagerson; 4 Jonny Gray, 5 Grant Gilchrist; 6 Jamie Ritchie, 7 Hamish Watson, 8 Matt Fagerson.

Bench: 16 Stuart McInally, 17 Pierre Schoeman, 18 Willem Nel, 19 Sam Skinner, 20 Magnus Bradbury, 21 Ben White(T), 22 Blair Kinghorn, 23 Sione Tuipulotu.

Replacements used: White for Price 11, Price for White 24, McInally for Sutherland 51, Bradbury for Ritchie 59, Tuipulotu for Johnson 59, S.Skinner for Gray 64, White for Price 64.

Tries: 2 - White, Penalty Try. Kicking: Russell (Conv 1/1, Pens 2/2).

England: 15 Freddie Stewart; 14 Max Malins, 13 Elliot Daly, 12 Henry Slade, 11 Joe Marchant; 10 Marcus Smith(T/4P), 9 Ben Youngs; 1 Ellis Genge, 2 Luke Cowan-Dickie (sin bin 65-76), 3 Kyle Sinckler, 4 Maro Itoje, 5 Nick Isiekwe, 6 Lewis Ludlam, 7 Tom Curry (capt), 8 Sam Simmonds.

Bench: 16 Jamie George, 17 Joe Marler, 18 Will Stuart, 19 Charlie Ewels, 20 Alex Dombard, 21 Harry Randall, 22 George Ford, 23 Jack Nowell.

Replacements used: G.Ford for Smith 63, Marler for Genge 63, Dombard for Ludlam 63, Stuart for Sinckler 63, George for S.Simmonds 69, S.Simmonds for Cowan-Dickie 76, Ewels for Isiekwe 76, Nowell for Marchant 80.

Tries: 1 - Smith. Kicking: Smith (Conv 0/1, Pens 4/4).

Scoring sequence: 16' Smith (P) 0-3, 18' White (T) 5-3, Russell (C) 7-3, 33' Smith (P) 7-6, 40' Russell (P) 10-6, 47' Smith (P) 10-9, 52' Smith (T) 10-14, 62' Smith (P) 10-17, 65' Penalty Try (T) 17-17, 71' Russell (P) 20-17.

Referee: Ben O'Keefe (New Zealand) **Attendance:** 67144.

ROUND 1: 6 FEBRUARY 2022
FRANCE (18) 37, ITALY (10) 10
Stade de France, Paris

France: 15 Melvyn Jaminet(2C/2P), 14 Damien Penaud(T), 13 Gael Fickou, 12 Jonathan Danty, 11 Gabin Villiere(3T); 10 Romain Ntamack(C), 9 Antoine Dupont (capt); 1 Cyril Baille, 2 Julien Marchand, 3 Uini Atonio; 4 Cameron Woki, 5 Paul Willème; 6 Anthony Jelonch(T), 7 Dylan Cretin, 8 Greg Alldritt.

Bench: 16 Peato Mauvaka, 17 Jean-Baptiste Gros, 18 Demba Bamba, 19 Romain Taofifenua, 20 Francois Cros, 21 Maxime Lucu, 22 Yoram Moefana, 23 Thomas Ramos.

Replacements used: Gros for Baille 49, Bamba for Atonio 49, Taofifenua for Willème 55, Moefana for Danty 57, Mauvaka for Marchand 57, Lucu for Dupont 69, Cros for Alldritt 69, Ramos for Jaminet 74.

Tries: 5 - Jelonch, Villiere (3), Penaud. Kicking: Jaminet (Conv 2/4, Pens 2/2), Ntamack (Conv 1/1).

Italy: 15 Edoardo Padovani; 14 Tommaso Menoncello(T), 13 Nacho Bregoli, 12 Marco Zanon, 11 Monty Ioane; 10 Paolo Garbisi(C/P), 9 Steve Varney; 1 Danilo Fischetti, 2 Gianmarco Lucchese, 3 Tiziano Pasquali; 4 Niccolò Cannone, 5 Federico Ruzza; 6 Sebastian Negri da Ollegio, 7 Michele Lamaro (capt), 8 Toa Halafih.

Bench: 16 Hame Faiva, 17 Ivan Nemer, 18 Giosue Zilocchi, 19 Marco Fuser, 20 Giovanni Pettinelli, 21 Manuel Zuliani, 22 Callum Braley, 23 Leonardo Marin.

Replacements used: Nemer for Fischetti 49, Fuser for Cannone 49, Zilocchi for Pasquali 49, Faiva for Lucchese 49, Pettinelli for Halafih 55, Marin for Menoncello 57, Braley for Varney 65, Cannone for Ruzza 65, Zuliani for Negri da Ollegio 69.

Tries: 1 - Menoncello. Kicking: Garbisi (Conv 1/1, Pens 1/1).

Scoring sequence: 4' Jaminet (P) 3-0, 17' Menoncello (T) 3-5, Garbisi (C) 3-7, 25' Jelonch (T) 8-7, 29' Garbisi (P) 8-10, 34' Jaminet (P) 11-10, 40' Villiere (T) 16-10, Jaminet (C) 18-10, 48' Villiere (T) 23-10, 67' Penaud (T) 28-10, Jaminet (C) 30-10, 80' Villiere (T) 35-10, Ntamack (C) 37-10.

Referee: Mike Adamson (Scotland) **Attendance:** 62000.

ROUND 2: 12 FEBRUARY 2022
WALES (14) 20, SCOTLAND (14) 17
Principality Stadium, Cardiff

Wales: 15 Liam Williams; 14 Alex Cuthbert, 13 Owen Watkin, 12 Nick Tompkins, 11 Louis Rees-Zammit; 10 Dan Biggar (capt)(D/4P), 9 Tomos Williams; 1 Wyn Jones, 2 Ryan Elias, 3 Tomas Francis(T); 4 Will Rowlands, 5 Adam Beard; 6 Taine Basham, 7 Jac Morgan, 8 Ross Moriarty.

Bench: 16 Dewi Lake, 17 Gareth Thomas, 18 Dillon Lewis, 19 Seb Davies, 20 Aaron Wainwright, 21 Gareth Davies, 22 Callum Sheedy, 23 Jonathan Davies.

Replacements used: Wainwright for Moriarty 57, D.Lewis for Francis 59, Lake for Elias 64, G.Thomas for W.Jones 64, Jon. Davies for Tompkins 67, S.Davies for Rowlands 75, Sheedy for Biggar 78.

Tries: 1 - Francis. Kicking: Biggar (Conv 0/1, Pens 4/5, DG 1/1).

Scotland: 15 Stuart Hogg (capt); 14 Darcy Graham(T), 13 Chris Harris, 12 Sione Tuipulotu, 11 Duhan van der Merwe; 10 Finn Russell (sin bin 67-78)(4P), 9 Ali Price; 1 Pierre Schoeman, 2 Stuart McInally, 3 Willem Nel; 4 Jonny Gray, 5 Grant Gilchrist; 6 Sam Skinner, 7 Hamish Watson, 8 Matt Fagerson.

Bench: 16 George Turner, 17 Rory Sutherland, 18 Zander Fagerson, 19 Magnus Bradbury, 20 Rory Darge, 21 Ben White, 22 Blair Kinghorn, 23 Cameron Redpath.

Replacements used: Bradbury for M.Fagerson 31, Turner for McInally 44, Sutherland for Schoeman 44, Z.Fagerson for Nel 44, Schoeman for Sutherland 62, White for Price 62, Darge for Gray 62, Kinghorn for Tuipulotu 70, Redpath for Harris 78.

Tries: 1 - Graham. Kicking: Russell (Conv 0/1, Pens 4/4, DG 0/1).

Scoring sequence: 4' Biggar (P) 3-0, 7' Biggar (P) 6-0, 11' Graham (T) 6-5, 15' Russell (P) 6-8, 19' Russell (P) 6-11, 24' Biggar (P) 9-11, 28' Russell (P) 9-14, 31' Francis (T) 14-14, 49' Russell (P) 14-17, 57' Biggar (P) 17-17, 69' Biggar (D) 20-17.

Referee: Nic Berry (Australia) **Attendance:** 73782.

ROUND 2: 12 FEBRUARY 2022
FRANCE (19) 30, IRELAND (21) 24
Stade de France, Paris

France: 15 Melvyn Jaminet(C/6P); 14 Damian Penaud, 13 Gael Fickou, 12 Yoram Moefana, 11 Gabin Villiere; 10 Romain Ntamack, 9 Antoine Dupont (capt)(T); 1 Cyril Baille(T), 2 Julien Marchand, 3 Uini Atonio; 4 Cameron Woki, 5 Paul Willemse; 6 Francois Cros, 7 Anthony Jelonch, 8 Greg Alldritt. Bench: 16 Peato Mauvaka, 17 Jean-Baptiste Gros, 18 Demba Bamba, 19 Romain Taofifenua, 20 Thibaud Flament, 21 Dylan Cretin, 22 Maxime Lucu, 23 Thomas Ramos. Replacements used: Flament for Woki 52, Taofifenua for Willemse 54, Mauvaka for Marchand 54, Gros for Baile 54, Bamba for Atonio 54, Lucu for Dupont 69, Cretin for Cros 72. Tries: 2 - Dupont, Baile. Kicking: Jaminet (Conv 1/2, Pens 6/6).

Ireland: 15 Hugo Keenan; 14 Andrew Conway, 13 Garry Ringrose, 12 Bundee Aki, 11 Mack Hansen(T); 10 Joey Carbery(3C/P), 9 Jamison Gibson-Park(T); 1 Andrew Porter, 2 Ronan Keleher, 3 Tadhg Furlong; 4 Tadhg Beirne, 5 James Ryan (capt); 6 Caelan Doris, 7 Josh van der Flier(T), 8 Jack Conan. Bench: 16 Dan Sheehan, 17 Cian Healy, 18 Finlay Bealham, 19 Iain Henderson, 20 Peter O'Mahony, 21 Conor Murray, 22 Jack Carty, 23 Robbie Henshaw. Replacements used: Sheehan for Kelleher 25, P.O'Mahony for Conan 52, Henderson for P.O'Mahony 57, Henshaw for Aki 63, Murray for Gibson-Park 63, Healy for Porter 72, Bealham for Furlong 72, Carty for Carbery 78. Tries: 3 - Hansen, van der Flier, Gibson-Park. Kicking: Carbery (Conv 3/3, Pens 1/1).

Scoring sequence: 1' Dupont (T) 5-0, Jaminet (C) 7-0, 6' Jaminet (P) 10-0, 6' Hansen (T) 10-5, Carbery (C) 10-7, 16' Jaminet (P) 13-7, 35' Jaminet (P) 16-7, 40' Jaminet (P) 19-7, 43' Jaminet (P) 22-7, 44' van der Flier (T) 22-12, Carbery (C) 22-14, 49' Gibson-Park (T) 22-19, Carbery (C) 22-21, 53' Baile (T) 27-21, 72' Carbery (P) 27-24, 78' Jaminet (P) 30-24.

Referee: Angus Gardner (Australia) **Attendance:** 80698.

ROUND 2: 13 FEBRUARY 2022
ITALY (0) 0, ENGLAND (21) 33
Stadio Olimpico, Rome

Italy: 15 Edoardo Padovani; 14 Federico Mori, 13 Nacho Brea, 12 Marco Zanon, 11 Monty Ioane; 10 Paolo Garbisi, 9 Steve Varney; 1 Danilo Fischetti, 2 Gianmarco Lucchesi, 3 Pietro Ceccarelli; 4 Niccolò Cannone, 5 Federico Ruzza; 6 Braam Steyn, 7 Michele Lamaro (capt), 8 Toa Halafihii. Bench: 16 Hame Faiva, 17 Cherif Traore, 18 Tiziano Pasquali, 19 Andrea Zambonin, 20 Sebastian Negri da Ollegio, 21 Giovanni Pettinelli, 22 Alessandro Fusco, 23 Leonardo Marin. Replacements used: Negri da Ollegio for Halafihii 37, Pasquali for Ceccarelli 41, Traore for Fischetti 45, Faiva for Lucchesi 51, Pettinelli for Negri da Ollegio 54, Marin for Mori 54, Fusco for Varney 64, Zambonin for Ruzza 71. Tries: none. Kicking: none.

England: 15 Freddie Steward; 14 Max Malins, 13 Joe Marchant, 12 Henry Slade, 11 Jack Nowell; 10 Marcus Smith(7/4C), 9 Harry Randall; 1 Ellis Genge, 2 Jamie George(2T), 3 Will Stuart, 4 Charlie Ewels, 5 Nick Isiekwe; 6 Maro Itoje, 7 Tom Curry (capt), 8 Alex Dombardant. Bench: 16 Luke Cowan-Dickie, 17 Joe Marler, 18 Kyle Sinckler(T), 19 Ollie Chessum, 20 Sam Simmonds, 21 Ben Youngs, 22 George Ford, 23 Elliot Daly(T). Replacements used: Daly for Nowell 16, Sinckler for Stuart 41, B.Youngs for Randall 54, S.Simmonds for Isiekwe 54, Cowan-Dickie for George 55, Chessum for T.Curry 64, Marler for Genge 64, G.Ford for Marchant 73. Tries: 5 - Smith, George (2), Daly, Sinckler. Kicking: Smith (Conv 4/5).

Scoring sequence: 9' Smith (T) 0-5, Smith (C) 0-7, 19' George (T) 0-12, Smith (C) 0-14, 38' George (T) 0-19, Smith (C) 0-21, 44' Daly (T) 0-26, 72' Sinckler (T) 0-31, Smith (C) 0-33.

Referee: Damon Murphy (Australia) **Attendance:** 29015.

ROUND 3: 26 FEBRUARY 2022
SCOTLAND (10) 17, FRANCE (19) 36
BT Murrayfield, Edinburgh

Scotland: 15 Stuart Hogg (capt)(C); 14 Darcy Graham, 13 Chris Harris, 12 Sione Tuipulotu, 11 Duhan van der Merwe(T); 10 Finn Russell(C/P), 9 Ali Price; 1 Pierre Schoeman, 2 Stuart McInally, 3 Zander Fagerson; 4 Sam Skinner, 5 Grant Gilchrist; 6 Nick Haining, 7 Rory Darge(T), 8 Magnus Bradbury. Bench: 16 George Turner, 17 Oli Kebble, 18 Willem Nel, 19 Jamie Hodgson, 20 Andy Christie, 21 Ben White, 22 Blair Kinghorn, 23 Mark Bennett. Replacements used: Bennett for Harris 41, Christie for Haining 43, White for Price 47, Nel for Z.Fagerson 55, Turner for McInally 55, Price for White 57, Hodgson for Gilchrist 60, Kebble for Schoeman 61, Kinghorn for Russell 61, White for Price 68. Tries: 2 - Darge, van der Merwe. Kicking: Hogg (Conv 1/1), Russell (Conv 1/1, Pens 1/1).

France: 15 Melvyn Jaminet(3C); 14 Damian Penaud(2T), 13 Gael Fickou(T), 12 Jonathan Danty(T), 11 Yoram Moefana(T); 10 Romain Ntamack, 9 Antoine Dupont (capt); 1 Cyril Baile, 2 Julien Marchand, 3 Uini Atonio; 4 Cameron Woki, 5 Paul Willemse(T); 6 Francois Cros, 7 Anthony Jelonch, 8 Greg Alldritt. Bench: 16 Peato Mauvaka, 17 Jean-Baptiste Gros, 18 Demba Bamba, 19 Romain Taofifenua, 20 Thibaud Flament, 21 Dylan Cretin, 22 Maxime Lucu, 23 Thomas Ramos. Replacements used: Bamba for Atonio 46, Mauvaka for Marchand 53, Taofifenua for Willemse 53, Flament for Jelonch 53, Gros for Baile 57, Cretin for Woki 66, Ramos for Jaminet 71, Lucu for Dupont 73. Tries: 6 - Willemse, Moefana, Fickou, Oanty, Penaud (2). Kicking: Jaminet (Conv 3/5, Pens 0/2), Ntamack (Conv 0/1).

Scoring sequence: 7' Willemse (T) 0-5, Jaminet (C) 0-7, 10' Russell (P) 3-7, 12' Moefana (T) 3-12, 28' Darge (T) 8-12, Russell (C) 10-12, 40' Fickou (T) 10-17, Jaminet (C) 10-19, 41' Danty (T) 10-24, Jaminet (C) 10-26, 58' Penaud (T) 10-31, 73' Penaud (T) 10-36, 79' van der Merwe (T) 15-36, Hogg (C) 17-36.

Referee: Karl Dickson (England) **Attendance:** 67500.

ROUND 3: 26 FEBRUARY 2022
ENGLAND (12) 23, WALES (0) 19
Twickenham Stadium, London

England: 15 Freddie Steward; 14 Max Malins, 13 Elliot Daly, 12 Henry Slade, 11 Jack Nowell; 10 Marcus Smith(6P), 9 Harry Randall; 1 Ellis Genge, 2 Luke Cowan-Dickie, 3 Kyle Sinckler; 4 Charlie Ewels, 5 Maro Itoje; 6 Courtney Lawes (capt), 7 Tom Curry, 8 Alex Dombardant(T). Bench: 16 Jamie George, 17 Joe Marler, 18 Will Stuart, 19 Nick Isiekwe, 20 Sam Simmonds, 21 Ben Youngs, 22 George Ford, 23 Joe Marchant. Replacements used: George for Cowan-Dickie 24, S.Simmonds for T.Curry 40, B.Youngs for Randall 61, Stuart for Sinckler 68, Isiekwe for Ewels 68, Marler for Genge 72, Marchant for Daly 74. Tries: 1 - Dombardant. Kicking: Smith (Conv 0/1, Pens 6/7).

Wales: 15 Liam Williams (sin bin 20-30); 14 Alex Cuthbert, 13 Owen Watkin, 12 Nick Tompkins(T), 11 Josh Adams(T); 10 Dan Biggar (capt)(2C), 9 Tomos Williams; 1 Wyn Jones, 2 Ryan Elias, 3 Tomas Francis; 4 Will Rowlands, 5 Adam Beard; 6 Ross Moriarty, 7 Taine Basham, 8 Taulupe Faletua. Bench: 16 Dewi Lake, 17 Gareth Thomas, 18 Leon Brown, 19 Seb Davies, 20 Jac Morgan, 21 Kieran Hardy(T), 22 Gareth Anscombe, 23 Jonathan Davies. Replacements used: Jon.Davies for Watkin 20, Brown for Francis 20, Watkin for Jon.Davies 24, Francis for Brown 28, G.Thomas for W.Jones 45, Brown for Francis 55, Morgan for Basham 55, Hardy for Tomos Williams 68, Lake for Elias 68, Jon.Davies for Watkin 68, S.Davies for Moriarty 70, Anscombe for Williams 72, Williams for Adams 78. Tries: 3 - Adams, Tompkins, Hardy. Kicking: Biggar (Conv 2/3).

Scoring sequence: 2' Smith (P) 3-0, 5' Smith (P) 6-0, 30' Smith (P) 9-0, 40' Smith (P) 12-0, 42' Dombardant (T) 17-0, 54' Adams (T) 17-5, 60' Tompkins (T) 17-10, Biggar (C) 17-12, 67' Smith (P) 20-12, 71' Smith (P) 23-12, 79' Hardy (T) 23-17, Biggar (C) 23-19.

Referee: Mike Adamson (Scotland) **Attendance:** 81621.

ROUND 3: 27 FEBRUARY 2022
IRELAND (24) 57, ITALY (6) 6
Aviva Stadium, Dublin

Ireland: 15 Mike Lowry(2T); 14 Mack Hansen, 13 Garry Ringrose, 12 Robbie Henshaw, 11 James Lowe(2T); 10 Joey Carbery(T/2C), 9 Jamison Gibson-Park(T); 1 Andrew Porter, 2 Dan Sheehan, 3 Tadhg Furlong; 4 Tadhg Beirne, 5 Ryan Baird(T); 6 Peter O'Mahony (capt)(T), 7 Josh van der Flier, 8 Caelan Doris.
Bench: 16 Rob Herring, 17 Dave Kilcoyne, 18 Finlay Bealham, 19 Kieran Treadwell(T), 20 Jack Conan, 21 Craig Casey, 22 Johnny Sexton(4C), 23 James Hume.
Replacements used: Hume for Ringrose 2, Ringrose for Hume 8, Kilcoyne for Porter 43, Sexton for Carbery 53, Hume for Ringrose 53, Conan for Doris 54, Casey for Gibson-Park 61, Bealham for Furlong 61, Treadwell for Beirne 61, Ringrose for Henshaw 67, Herring for Sheehan 68.
Tries: 9 - Carbery, Gibson-Park, Lowry (2), P.O'Mahony, Lowe (2), Baird, Treadwell. Kicking: Carbery (Conv 2/5), Sexton (Conv 4/4).

Italy: 15 Edoardo Padovani(P); 14 Pierre Bruno, 13 Nacho Brex, 12 Leonardo Marin, 11 Monty Ioane; 10 Paolo Garbisi(P), 9 Steve Varney; 1 Danilo Fischetti, 2 Gianmarco Lucchesi, 3 Pietro Ceccarelli; 4 Niccolò Cannone, 5 Federico Ruzza; 6 Giovanni Pettinelli, 7 Michele Lamaro (capt), 8 Toa Halafihii.
Bench: 16 Hame Faiva (sent off 18), 17 Ivan Nemer, 18 Tiziano Pasquali, 19 Dave Sisi, 20 Manuel Zuliani, 21 Braam Steyn (sin bin 74), 22 Alessandro Fusco, 23 Marco Zanon.
Replacements used: Faiva for Lucchesi 8, Nemer for Bruno 19, Fusco for Varney 41, Pasquali for Ceccarelli 41, Zuliani for Cannone 48, Steyn for Pettinelli 53, Pettinelli for Lamaro 61, Zanon for Marin 65, Sisi for Ruzza 67, Lamaro for Pettinelli 75, Marin for Garbisi 77.
Tries: none. Kicking: Padovani (Pens 1/1), Garbisi (Pens 1/2).

Scoring sequence: 3' Carbery (T) 5-0, Carbery (C) 7-0, 13' Padovani (P) 7-3, 20' Gibson-Park (T) 12-3, Carbery (C) 14-3, 29' Lowry (T) 19-3, 37' P.O'Mahony (T) 24-3, 40' Garbisi (C) 24-6, 51' Lowe (T) 29-6, 56' Lowry (T) 34-6, Sexton (C) 36-6, 69' Baird (T) 41-6, Sexton (C) 43-6, 76' Lowe (T) 48-6, Sexton (C) 50-6, 80' Treadwell (T) 55-6, Sexton (C) 57-6.

Referee: Nika Amashukeli (Georgia) **Attendance:** 51000.

ROUND 4: 11 MARCH 2022
WALES (9) 9, FRANCE (10) 13
Principality Stadium, Cardiff

Wales: 15 Liam Williams; 14 Alex Cuthbert, 13 Owen Watkin, 12 Jonathan Davies, 11 Josh Adams; 10 Dan Biggar (capt) (3P), 9 Tomos Williams; 1 Gareth Thomas, 2 Ryan Elias, 3 Tomas Francis; 4 Will Rowlands, 5 Adam Beard; 6 Seb Davies, 7 Josh Navidi, 8 Taulupe Faletau.
Bench: 16 Dewi Lake, 17 Wyn Jones, 18 Dillon Lewis, 19 Ross Moriarty, 20 Jac Morgan, 21 Kieran Hardy, 22 Gareth Anscombe, 23 Louis Rees-Zammit.
Replacements used: Hardy for Tomos Williams 9, W.Jones for G.Thomas 19, G.Thomas for W.Jones 32, Lake for Elias 55, D.Lewis for Francis 59, Moriarty for S.Davies 61, Rees-Zammit for Jon.Davies 64, Anscombe for Williams 67, W.Jones for G.Thomas 67, Morgan for Navidi 75.
Tries: none. Kicking: Biggar (Pens 3/3).

France: 15 Melvyn Jaminet(C/2P); 14 Yoram Moefana, 13 Gael Fickou, 12 Jonathan Danty, 11 Gabin Villiere; 10 Romain Ntamack, 9 Antoine Dupont (capt); 1 Cyril Baille, 2 Julien Marchand, 3 Uini Atonio; 4 Cameron Woki, 5 Paul Williams; 6 Francois Cros, 7 Anthony Jelouch(T), 8 Greg Alldritt.
Bench: 16 Peato Mauvaka, 17 Jean-Baptiste Gros, 18 Mohamed Haouas, 19 Matthijs Lebel, 20 Thibaud Flament, 21 Dylan Cretin, 22 Maxime Lucu, 23 Thomas Ramos.
Replacements used: Haouas for Atonio 41, Mauvaka for Marchand 53, Gros for Baille 53, Flament for Woki 64, Cretin for Alldritt 64, Lucu for Dupont 72, Lebel for Danty 79.
Tries: 1 - Jelouch. Kicking: Jaminet (Conv 1/1, Pens 2/3, DG 0/1), Ntamack (DG 0/1).

Scoring sequence: 2' Jaminet (P) 0-3, 4' Biggar (P) 3-3, 8' Jelouch (T) 3-8, Jaminet (C) 3-10, 16' Biggar (P) 6-10, 38' Biggar (P) 9-10, 45' Jaminet (P) 9-13.

Referee: Matthew Carley (England) **Attendance:** 63206.

ROUND 4: 12 MARCH 2022
ITALY (10) 22, SCOTLAND (19) 33
Stadio Olimpico, Rome

Italy: 15 Edoardo Padovani; 14 Pierre Bruno, 13 Nacho Brex, 12 Leonardo Marin, 11 Monty Ioane; 10 Paolo Garbisi(2C/P), 9 Callum Braley(T); 1 Danilo Fischetti, 2 Giacomo Nicotera, 3 Pietro Ceccarelli; 4 Niccolò Cannone, 5 Federico Ruzza; 6 Giovanni Pettinelli, 7 Michele Lamaro (capt), 8 Toa Halafihii.
Bench: 16 Luca Bigi, 17 Ivan Nemer, 18 Giosue Zilocchi, 19 Dave Sisi, 20 Manuel Zuliani, 21 Alessandro Fusco, 22 Marco Zanon, 23 Ange Capuozzo(2T).
Replacements used: Zuliani for Lamaro 15, Lamaro for Zuliani 22, Zanon for Brex 34, Brex for Zanon 40, Capuozzo for Bruno 45, Fusco for Braley 51, Bigi for Nicotera 51, Nemer for Fischetti 51, Zilocchi for Ceccarelli 51, Sisi for Cannone 55, Zanon for Padovani 67, Zuliani for Pettinelli 71.
Tries: 3 - Braley, Capuozzo (2). Kicking: Garbisi (Conv 2/3, Pens 1/3).

Scotland: 15 Stuart Hogg (capt)(T); 14 Darcy Graham(T), 13 Chris Harris(2T), 12 Sam Johnson(T), 11 Kyle Steyn; 10 Finn Russell(4C), 9 Ali Price; 1 Pierre Schoeman, 2 George Turner, 3 Zander Fagerson; 4 Sam Skinner, 5 Grant Gilchrist; 6 Rory Darge, 7 Hamish Watson, 8 Matt Fagerson.
Bench: 16 Stuart McInally, 17 Allan Dell, 18 Williem Nel, 19 Jamie Hodgson, 20 Magnus Bradbury, 21 Ben Vellacott, 22 Adam Hastings, 23 Sione Tuipulotu.
Replacements used: McInally for Turner 59, Dell for Z.Fagerson 59, Nel for Schoeman 60, Bradbury for M.Fagerson 62, Vellacott for Price 75, Hastings for Russell 75, Hodgson for S.Skinner 76, Russell for Hastings 76, Hastings for Russell 76, Tuipulotu for Johnson 76.
Tries: 5 - Johnson, Harris (2), Graham, Hogg. Kicking: Russell (Conv 4/5).

Scoring sequence: 4' Garbisi (P) 3-0, 16' Johnson (T) 3-5, 21' Harris (T) 3-10, Russell (C) 3-12, 29' Braley (T) 8-12, Garbisi (C) 10-12, 36' Harris (T) 10-17, Russell (C) 10-19, 47' Graham (T) 10-24, Russell (C) 10-26, 61' Hogg (T) 10-31, Russell (C) 10-33, 66' Capuozzo (T) 15-33, Garbisi (C) 17-33, 80' Capuozzo (T) 22-33.

Referee: Luke Pearce (England) **Attendance:** 41214.

ROUND 4: 12 MARCH 2022
ENGLAND (9) 15, IRELAND (15) 32
Twickenham Stadium, London

England: 15 Freddie Steward; 14 Max Malins, 13 Joe Marchant, 12 Henry Slade, 11 Jack Nowell; 10 Marcus Smith(SP), 9 Harry Randall; 1 Ellis Genge, 2 Jamie George, 3 Kyle Sinckler; 4 Maro Itoje, 5 Charlie Ewels (sent off 01); 6 Courtney Lawes (capt), 7 Tom Curry, 8 Sam Simmonds.
Bench: 16 Jamie Blamire, 17 Joe Marler, 18 Will Stuart, 19 Joe Launchbury, 20 Alex Dombandt, 21 Ben Youngs, 22 George Ford, 23 Elliot Daly.
Replacements used: Dombandt for T.Curry 14, Stuart for Sinckler 38, B.Youngs for Randall 52, Marler for Genge 68, Launchbury for Dombandt 69, Daly for Marchant 69, G.Ford for Steward 79, Blamire for George 79.
Tries: none. Kicking: Smith (Pens 5/6).

Ireland: 15 Hugo Keenan(T); 14 Andrew Conway, 13 Garry Ringrose, 12 Bundee Aki, 11 James Lowe(T); 10 Johnny Sexton (capt)(3C/2P), 9 Jamison Gibson-Park; 1 Cian Healy, 2 Dan Sheehan, 3 Tadhg Furlong; 4 Tadhg Beirne, 5 James Ryan; 6 Peter O'Mahony, 7 Josh van der Flier, 8 Caelan Doris.
Bench: 16 Rob Herring, 17 Dave Kilcoyne, 18 Finlay Bealham(T), 19 Iain Henderson, 20 Jack Conan(T), 21 Conor Murray, 22 Joey Carbery, 23 Robbie Henshaw.
Replacements used: Henderson for Ryan 1, Herring for Sheehan 52, Kilcoyne for Healy 53, Conan for P.O'Mahony 64, Henshaw for Aki 67, Murray for Gibson-Park 69, Bealham for Furlong 73, Carbery for Sexton 80.
Tries: 14 - Lowe, Keenan, Conan, Bealham. Kicking: Sexton (Conv 3/4, Pens 2/2).

Scoring sequence: 2' Sexton (P) 0-3, 5' Lowe (T) 0-8, 17' Smith (P) 3-8, 32' Smith (P) 6-8, 36' Keenan (T) 6-13, Sexton (C) 6-15, 39' Smith (P) 9-15, 52' Smith (P) 12-15, 59' Smith (P) 15-15, 67' Sexton (P) 15-18, 71' Conan (T) 15-23, Sexton (C) 15-25, 76' Bealham (T) 15-30, Sexton (C) 15-32.

Referee: Mathieu Raynal (France) **Attendance:** 82000.

ROUND 5: 19 MARCH 2022
FRANCE (18) 25, ENGLAND (6) 13
Stade de France, Paris

France: 15 Melvyn Jaminet(2C/2P); 14 Damian Penaud, 13 Gael Fickou(T), 12 Jonathan Danty, 11 Gabin Villiere; 10 Romain Ntamack, 9 Antoine Dupont (capt)(T); 1 Cyril Baille, 2 Julien Marchand, 3 Uini Antonio; 4 Cameron Woki, 5 Paul Willème; 6 Francois Cros(T), 7 Anthony Jelonch, 8 Greg Alldritt.

Bench: 16 Peato Mauvaka, 17 Jean-Baptiste Gros, 18 Mohamed Haouas, 19 Romain Taofifenua, 20 Thibaud Flament, 21 Dylan Cretin, 22 Maxime Lucu, 23 Thomas Ramos.
Replacements used: Mauvaka for Marchand 49, Taofifenua for Willems 50, Gros for Baillie 50, Haouas for Antonio 55, Flament for Woki 71, Cretin for Cros 71, Ramos for Jaminet 76, Lucu for Dupont 76.
Tries: 3 - Fickou, Cros, Dupont. **Kicking:** Jaminet (Conv 2/3, Pens 2/3).

England: 15 George Furbank; 14 Freddie Steward(T), 13 Joe Marchant, 12 Henry Slade, 11 Jack Nowell; 10 Marcus Smith(C/2P), 9 Ben Youngs; 1 Ellis Genge, 2 Jamie George, 3 Will Stuart; 4 Maro Itoje, 5 Nick Isiekwe; 6 Courtney Lawes (capt), 7 Sam Underhill, 8 Sam Simmonds.
Bench: 16 Nic Dolly, 17 Joe Marler, 18 Kyle Sinckler, 19 Ollie Chessum, 20 Alex Dombard, 21 Harry Randall, 22 George Ford, 23 Elliot Daly.

Replacements used: Daly for Nowell 25, Sinckler for Stuart 49, Chessum for Isiekwe 62, Marler for Genge 64, Randall for B.Youngs 64, Dombard for Underhill 64, G.Ford for Furbank 76.
Tries: 1 - Steward. **Kicking:** Smith (Conv 1/1, Pens 2/2).

Scoring sequence: 8' Jaminet (P) 3-0, 14' Fickou (T) 8-0, 19' Smith (P) 8-3, 23' Jaminet (P) 11-3, 29' Smith (P) 11-6, 40' Cros (T) 16-6, Jaminet (C) 18-6, 48' Steward (T) 18-11, Smith (C) 18-13, 60' Dupont (T) 23-13, Jaminet (C) 25-13.

Referee: Jaco Peyper (South Africa) **Attendance:** 79176.

ROUND 5: 19 MARCH 2022
WALES (7) 21, ITALY (12) 22
Principality Stadium, Cardiff

Wales: 15 Johnny McNicholl; 14 Louis Rees-Zammit, 13 Owen Watkin(T), 12 Iulisi Halaholo, 11 Josh Adams(T); 10 Dan Biggar (capt)(3C), 9 Gareth Davies; 1 Gareth Thomas, 2 Dewi Lake(T), 3 Dillon Lewis; 4 Adam Beard, 5 Alun Wyn Jones; 6 Seb Davies, 7 Josh Navidi, 8 Taulupe Faletau.
Bench: 16 Bradley Roberts, 17 Wyn Jones, 18 Leon Brown, 19 Will Rowlands, 20 Ross Moriarty, 21 Kieran Hardy, 22 Callum Sheedy, 23 Nick Tompkins.

Replacements used: Brown for D.Lewis 40, Tompkins for Halaholo 46, Moriarty for S.Davies 49, Rowlands for A.W.Jones 60, W.Jones for G.Thomas 60, Sheedy for McNicholl 60, Hardy for G.Davies 66, Roberts for Lake 75.
Tries: 3 - Watkin, Lake, Adams. **Kicking:** Biggar (Conv 3/3).

Italy: 15 Ange Capuozzo; 14 Edoardo Padovani(T/2P), 13 Nacho Brea, 12 Leonardo Marin, 11 Monty Ioane; 10 Paolo Garbisi(C/3P), 9 Callum Braley; 1 Danilo Fischetti, 2 Giacomo Nicotera, 3 Pietro Ceccarelli; 4 Marco Fusser, 5 Federico Ruzza; 6 Giovanni Pettinelli, 7 Michele Lamaro (capt), 8 Toa Halafih.

Bench: 16 Luca Bigi, 17 Cherif Traore, 18 Giosue Zilocchi, 19 Dave Sisi, 20 Niccolo Cannon, 21 Braam Steyn, 22 Alessandro Fusco, 23 Marco Zanon.
Replacements used: Cannon for Fusser 47, Bigi for Nicotera 52, Zilocchi for Ceccarelli 52, Zanon for Marin 52, Fusco for Braley 60, Steyn for Halafih 63, Traore for Fischetti 69, Sisi for Pettinelli 74.
Tries: 1 - Padovani. **Kicking:** Padovani (Pens 2/3), Garbisi (Conv 1/1, Pens 3/3).

Scoring sequence: 13' Garbisi (P) 0-3, 15' Padovani (P) 0-6, 27' Watkin (T) 5-6, Biggar (C) 7-6, 31' Garbisi (P) 7-9, 33' Padovani (P) 7-12, 51' Lake (T) 12-12, Biggar (C) 14-12, 56' Garbisi (P) 14-15, 68' Adams (T) 19-15, Biggar (C) 21-15, 78' Padovani (T) 21-20, Garbisi (C) 21-22.

Referee: Andrew Brace (Ireland) **Attendance:** 63208.

ROUND 5: 19 MARCH 2022
IRELAND (14) 26, SCOTLAND (5) 5
Aviva Stadium, Dublin

Ireland: 15 Hugo Keenan; 14 Mack Hansen, 13 Garry Ringrose, 12 Bundee Aki, 11 James Lowe; 10 Johnny Sexton (capt)(3C), 9 Jamison Gibson-Park; 1 Cian Healy(T), 2 Dan Sheehan(T), 3 Tadgh Furlong; 4 Tadgh Beirne, 5 Iain Henderson; 6 Caelan Doris, 7 Josh van der Flier(T), 8 Jack Conan.

Bench: 16 Rob Herring, 17 Dave Kilcoyne, 18 Finlay Bealham, 19 Kieran Treadwell, 20 Peter O'Mahony, 21 Conor Murray(T), 22 Joey Carbery, 23 Robbie Henshaw.
Replacements used: Kilcoyne for Healy 51, P.O'Mahony for Conan 51, Henshaw for Aki 55, Herring for Sheehan 62, Treadwell for Henderson 62, Murray for Gibson-Park 66, Bealham for Furlong 67, Carbery for Keenan 73.
Tries: 4 - Sheehan, Healy, van der Flier, Murray. **Kicking:** Sexton (Conv 3/4).

Scotland: 15 Stuart Hogg (capt); 14 Darcy Graham, 13 Chris Harris, 12 Sam Johnson, 11 Kyle Steyn; 10 Blair Kinghorn, 9 Ali Price; 1 Pierre Schoeman(T), 2 George Turner, 3 Zander Fagerson; 4 Jonny Gray, 5 Grant Gilchrist; 6 Rory Darge, 7 Hamish Watson, 8 Matt Fagerson.

Bench: 16 Fraser Brown, 17 Allan Dell, 18 Willem Nel, 19 Sam Skinner, 20 Josh Bayliss, 21 Ben White (sin bin 78), 22 Finn Russell, 23 Mark Bennett.
Replacements used: Brown for Turner 50, S.Skinner for Gilchrist 51, Nel for Z.Fagerson 55, White for Price 60, Bennett for Johnson 60, Bayliss for M.Fagerson 62, Russell for Harris 65, Dell for Schoeman 77.
Tries: 1 - Schoeman. **Kicking:** Kinghorn (Conv 0/1).

Scoring sequence: 17' Sheehan (T) 5-0, Sexton (C) 7-0, 27' Healy (T) 12-0, Sexton (C) 14-0, 34' Schoeman (T) 14-5, 59' van der Flier (T) 19-5, Sexton (C) 21-5, 78' Murray (T) 26-5.

Referee: Wayne Barnes (England) **Attendance:** 51700.



2022 TEAM PERFORMANCE STATS

INSIGHTS PRESENTED BY 



TEAM		
RANK	TEAM	
CARRIES		
1	Ireland	694
2	Wales	617
3	Scotland	582
4	England	558
5	France	496
6	Italy	468
METRES		
1	Ireland	2700
2	Scotland	2429
3	England	2319
4	Wales	1931
5	France	1867
6	Italy	1734
CLEAN BREAKS		
1	Ireland	33
2	Scotland	29
3	France	23
4	Italy	20
5	England	18
6	Wales	17
DEFENDERS BEATEN		
1	Scotland	128
2	Ireland	98
3	France	87
4	Italy	78
5	Wales	74
6	England	71
OFFLOADS		
1	France	50
2	Wales	45
3	Ireland	39
4	England	30
4	Italy	29
6	Scotland	28

TEAM		
RANK	TEAM	
KICKS IN PLAY		
1	Italy	169
2	France	151
3	Wales	141
4	England	135
5	Ireland	126
5	Scotland	126
TACKLES		
1	Italy	827
2	Wales	766
3	Scotland	666
4	France	633
5	England	595
6	Ireland	559
TACKLE SUCCESS %		
1	France	90.2%
2	Ireland	89.4%
3	Scotland	88.9%
4	Wales	88.7%
5	England	86.9%
6	Italy	86.4%
LINEOUT SUCCESS %		
1	Ireland	93.7%
2	Scotland	93.3%
3	France	91.4%
4	England	88.4%
4	Italy	88.4%
6	Wales	87.5%
SCRUM SUCCESS %		
1	Ireland	96.0%
2	Italy	94.9%
3	France	93.1%
4	Wales	92.3%
5	Scotland	90.9%
6	England	88.9%

INDEX

ENGLAND

FRANCE

IRELAND

ITALY

SCOTLAND

WALES

OFFICIALS

HEAD TO HEADS

RECORDS

UNDER-20


PLAYERS			
RANK	PLAYER	TEAM	
CARRIES			
1	Gregory Alldritt	France	65
2	Stuart Hogg	Scotland	57
3	Garry Ringrose	Ireland	55
4	Monty Ioane	Italy	51
5	Hugo Keenan	Ireland	47
5	Liam Williams	Wales	47
7	Freddie Steward	England	46
8	Tadhg Beirne	Ireland	45
9	Josh van der Flier	Ireland	44
9	Dan Sheehan	Ireland	44
METRES			
1	Stuart Hogg	Scotland	464
2	Monty Ioane	Italy	401
3	Freddie Steward	England	386
4	James Lowe	Ireland	375
5	Hugo Keenan	Ireland	303
6	Darcy Graham	Scotland	300
7	Liam Williams	Wales	291
8	Marcus Smith	England	272
9	Mack Hansen	Ireland	238
10	Alex Cuthbert	Wales	222
CLEAN BREAKS			
1	Monty Ioane	Italy	7
2	Gabin Villiere	France	6
2	James Lowe	Ireland	6
4	Darcy Graham	Scotland	5
4	Ali Price	Scotland	5
4	Damian Penaud	France	5
7	Stuart Hogg	Scotland	4
7	Duhan van der Merwe	Scotland	4
7	Mack Hansen	Ireland	4
7	Juan Ignacio Brex	Italy	4
DEFENDERS BEATEN			
1	Monty Ioane	Italy	21
2	Darcy Graham	Scotland	19
3	Ali Price	Scotland	16
4	Stuart Hogg	Scotland	15
5	Josh Adams	Wales	14
6	Antoine Dupont	France	13
6	Damian Penaud	France	13
8	Garry Ringrose	Ireland	11
8	Gabin Villiere	France	11
10	Marcus Smith	England	10
10	Alex Cuthbert	Wales	10
10	Louis Rees-Zammit	Wales	10

PLAYERS			
RANK	PLAYER	TEAM	
OFFLOADS			
1	Antoine Dupont	France	8
1	Monty Ioane	Italy	8
1	Cyril Baille	France	8
4	Gregory Alldritt	France	7
4	Mack Hansen	Ireland	7
6	Stuart Hogg	Scotland	6
7	Finn Russell	Scotland	5
7	Johnny Sexton	Ireland	5
7	Damian Penaud	France	5
7	Owen Watkin	Wales	5
7	Max Malins	England	5
7	Dan Sheehan	Ireland	5
TRY ASSISTS			
1	Jamison Gibson-Park	Ireland	4
1	Romain Ntamack	France	4
3	Finn Russell	Scotland	3
4	James Lowe	Ireland	2
4	Ali Price	Scotland	2
4	Antoine Dupont	France	2
4	Max Malins	England	2
4	Johnny Sexton	Ireland	2
4	Melvyn Jaminet	France	2
4	Gregory Alldritt	France	2
KICKS IN PLAY			
1	Paolo Garbisi	Italy	60
2	Antoine Dupont	France	54
3	Dan Biggar	Wales	47
4	Finn Russell	Scotland	42
5	Jamison Gibson-Park	Ireland	41
6	Ben Youngs	England	40
7	Romain Ntamack	France	39
8	Stuart Hogg	Scotland	38
9	Marcus Smith	England	35
10	Ali Price	Scotland	30
TACKLES			
1	Michele Lamaro	Italy	86
2	Hamish Watson	Scotland	70
3	Anthony Jelonch	France	64
4	Niccolo Cannone	Italy	62
5	Francois Cros	France	58
5	Josh van der Flier	Ireland	58
7	Juan Ignacio Brex	Italy	57
8	Gregory Alldritt	France	53
8	Grant Gilchrist	Scotland	53
8	Caelan Doris	Ireland	53

- INDEX
- ENGLAND
- FRANCE
- IRELAND
- ITALY
- SCOTLAND
- WALES
- OFFICIALS
- HEAD TO HEADS
- RECORDS
- UNDER-20

PLAYERS			
RANK	PLAYER	TEAM	
MISSED TACKLES			
1	Michele Lamaro	Italy	15
2	Juan Ignacio Brex	Italy	12
3	Maro Itoje	England	11
4	Darcy Graham	Scotland	10
5	Nick Tompkins	Wales	9
5	Elliot Daly	England	9
7	Danilo Fischetti	Italy	8
7	Paul Willemse	France	8
7	Taine Basham	Wales	8
7	Romain Ntamack	France	8
7	Edoardo Padovani	Italy	8
LINEOUTS WON			
1	Cameron Woki	France	24
2	Maro Itoje	England	23
3	Tadhg Beirne	Ireland	22
4	Adam Beard	Wales	17
5	Jonny Gray	Scotland	16
5	Nick Isiekwe	England	16

7	Ross Moriarty	Wales	14
8	Sam Skinner	Scotland	13
9	Iain Henderson	Ireland	12
10	Grant Gilchrist	Scotland	11
LINEOUT STEALS			
1	Will Rowlands	Wales	4
2	Tadhg Beirne	Ireland	2
2	Sam Skinner	Scotland	2
2	Giovanni Pettinelli	Italy	2
2	Alex Dombandt	England	2
5	Federico Ruzza	Italy	1
5	Grant Gilchrist	Scotland	1
5	Francois Cros	France	1
5	Dylan Cretin	France	1
5	Matt Fagerson	Scotland	1
5	Paul Willemse	France	1
5	Ryan Baird	Ireland	1
5	Ollie Chessum	England	1
5	Charlie Ewels	England	1
5	Jamie George	England	1



46N 20

UNDER-20 SIX NATIONS CHAMPIONSHIP

2023 UNDER-20 SIX NATIONS CHAMPIONSHIP

RD	DATE	LOCAL KO	FIXTURE	STADIUM
1	Fri 3 Feb	19:00	ITALY v FRANCE	Stadio Monigo, Treviso
	Fri 3 Feb	19:00	ENGLAND v SCOTLAND	Twickenham Stoop
	Fri 3 Feb	19:00	WALES v IRELAND	Parc Eirias, Colwyn Bay
2	Fri 10 Feb	19:00	ENGLAND v ITALY	Kingsholm, Gloucester
	Fri 10 Feb	19:15	SCOTLAND v WALES	Scotstoun Stadium, Glasgow
	Fri 10 Feb	20:00	IRELAND v FRANCE	Musgrave Park, Cork
3	Fri 24 Feb	18:15	ITALY v IRELAND	Stadio Monigo, Treviso
	Fri 24 Feb	20:00	FRANCE v SCOTLAND	Alfred Armandie, Agen
	Fri 24 Feb	19:15	WALES v ENGLAND	Parc Eirias, Colwyn Bay
4	Fri 10 Mar	18:15	ITALY v WALES	Stadio Monigo, Treviso
	Fri 10 Mar	19:25	SCOTLAND v IRELAND	Scotstoun Stadium, Glasgow
	Fri 10 Mar	20:00	ENGLAND v FRANCE	Recreation Ground, Bath
5	Sun 19 Mar	14:00	SCOTLAND v ITALY	Scotstoun Stadium, Glasgow
	Sun 19 Mar	17:00	IRELAND v ENGLAND	Musgrave Park, Cork
	Sun 19 Mar	19:00	FRANCE v WALES	Charles Mathon, Oyonnax



UNDER-20 2022 IN DETAIL

INSIGHTS PRESENTED BY 



UNDER-20 SIX NATIONS CHAMPIONSHIP						
	1st	2nd	3rd	4th	5th	6th
2007	Ireland*	France U21	England	Italy U21	Wales	Scotland+
2008	England*	Wales	France	Ireland	Italy	Scotland+
2009	France	Ireland	England	Scotland	Wales	Italy+
2010	Ireland (TC)	England	Wales	France	Scotland	Italy+
2011	England*	France	Wales	Ireland	Italy	Scotland+
2012	England*	France	Ireland	Wales	Scotland	Italy+
2013	England	Wales	Ireland	Scotland	France	Italy
2014	France*	England*	Wales	Ireland	Italy	Scotland+
2015	England	France	Scotland	Wales	Ireland	Italy+
2016	Wales*	France	Ireland	Scotland	England	Italy+
2017	England*	France	Wales	Ireland	Scotland	Italy+
2018	France	England	Ireland	Italy	Wales	Scotland
2019	Ireland*	France	England	Wales	Italy	Scotland
2020	not completed					
2021	England*	France	Ireland	Wales	Italy	Scotland+
2022	Ireland*	France	England	Italy	Wales	Scotland+

* Grand Slam + Whitewash TC Triple Crown
The 2020 Tournament was not completed due to the health crisis

U20 SIX NATIONS	P	W	D	L	F	A	Win %
England	79	57	1	21	2374	1199	72.2%
France	79	55	1	23	2149	1364	69.6%
Ireland	78	51	2	25	1868	1477	65.4%
Italy	78	13	1	64	1091	2270	16.7%
Scotland	80	17	1	62	1258	2382	21.3%
Wales	80	40	2	38	1788	1836	50.0%

U20 SIX NATIONS 2022				POINTS			ATTACK					DEFENCE						
Pos	Nation	W	D	L	TB	LB	Tot	T	C	PG	DG	For	T	C	PG	DG	Agst	PD
1	Ireland	5	0	0	4	0	24	29	22	7	0	210	9	4	4	0	65	145
2	France	4	0	1	3	1	20	17	12	17	0	160	11	6	5	0	86	74
3	England	2	0	3	3	2	13	19	12	4	0	133	13	10	9	0	112	21
4	Italy	3	0	2	1	0	13	11	7	6	0	87	12	10	11	0	113	-26
5	Wales	1	0	4	1	1	6	11	7	3	0	80	25	17	8	0	183	-103
6	Scotland	0	0	5	1	0	1	9	6	5	0	72	26	19	5	0	183	-111
TOTALS		15	0	15	13	4	77	96	66	42	0	742	96	66	42	0	742	

Grand Slam Championship Whitewash

- INDEX
- ENGLAND
- FRANCE
- IRELAND
- ITALY
- SCOTLAND
- WALES
- OFFICIALS
- HEAD TO HEADS
- RECORDS
- UNDER-20

TOP U20 SIX NATIONS POINTS SCORERS 2022

Name	Team	Apps	Mins	Try	Conv	PG	DG	PTS
Charlie Tector	Ireland	5	334	1	16	7	0	58
Max Auriac	France	3+1	280	2	5	11	0	53
Jamie Benson	England	3+1	203	0	9	3	0	27
Leo Barre	France	2	160	0	5	4	0	22
Henry Arundell	England	3	240	4	0	0	0	20
Matthew Devine	Ireland	4+1	274	4	0	0	0	20
Robin McLintock	Scotland	5	315	0	2	5	0	19
Giovanni Sante	Italy	2+3	172	0	4	3	0	17
Fionn Gibbons	Ireland	4	320	3	0	0	0	15
James McCormick	Ireland	5	336	3	0	0	0	15
Chay Mullins	Ireland	3+1	248	3	0	0	0	15
Enzo Reybier	France	5	400	3	0	0	0	15
Connor Sa	France	3	189	3	0	0	0	15
Nicolo Teneggi	Italy	3+2	244	0	3	3	0	15

Best in an U20 Six Nations Season: 76pts by George Ford (England) in 2011

TOP U20 SIX NATIONS TRY SCORERS 2022

Name	Team	Apps	Mins	Try
Henry Arundell	England	3	240	4
Matthew Devine	Ireland	4+1	274	4
Fionn Gibbons	Ireland	4	320	3
James McCormick	Ireland	5	336	3
Chay Mullins	Ireland	3+1	248	3
Enzo Reybier	France	5	400	3
Connor Sa	France	3	189	3

Best in an U20 Six Nations Season: 7 - Elliot Daly (Eng) 2011

BEST U20 SIX NATIONS PLACE KICKERS 2022

Name	Team	Good	Att	Kick%	Last 10 kicks	Conv	PG	Streak
Robin McLintock	Scotland	7	7	100.00%	33/322/33	2/2	5/5	Last 7
Jamie Benson	England	12	13	92.31%	22/3c222/232	9/10	3/3	Last 6
Max Auriac	France	16	18	88.89%	3/p3233/3233	5/6	11/12	Last 8
Tony Butler	Ireland	6	7	85.71%	c2/22/222	6/7	0/0	Last 6
Charlie Tector	Ireland	23	29	79.31%	32c3/2c222c	16/22	7/7	Missed last 1
Giovanni Sante	Italy	7	10	70.00%	c/23232/2c3c	4/7	3/3	Missed last 1
Leo Barre	France	9	13	69.23%	3322cc/2p3p	5/7	4/6	Missed last 1
Nicolo Teneggi	Italy	6	9	66.67%	3/23c/3p3p/2/2	3/4	3/5	Last 2
Jac Lloyd	Wales	4	7	57.14%	p2/2p2/3c	3/4	1/3	Missed last 1
Christian Townsend	Scotland	4	8	50.00%	c2c2/p2/2/c	4/7	0/1	Missed last 1
Emile Dayral	France	3	6	50.00%	3pc32c	1/3	2/3	Missed last 1
Louie Johnson	England	4	10	40.00%	cc/22/cc/3pc2	3/8	1/2	Last 1

Qual: 5 kicks at goal
 Under Streak, "Last 4" means has kicked last four place kicks in a row successfully. Under "Last 10 kicks" 3 denotes a penalty goal, 2 a conversion, p is a missed penalty and c a missed conversion, whilst separate matches are divided with forward slashes.



ROUND 1: 4 FEBRUARY 2022
FRANCE U20 (22) 41, ITALY U20 (8) 15
Stade Guy Boniface, Elancourt

France U20: 15 Max Auriac(T/3C/5P); 14 Axel Bevia(T), 13 Emilien Gailleton, 12 Louis le Brun, 11 Enzo Reybier(T); 10 Emily Dayral(T), 9 Baptiste Jauneau; 1 Matis Perchaud, 2 Victor Montgaillard, 3 Robin Bellemard; 4 Samuel M'Foudi, 5 Hugo Auradou; 6 Leo Banos, 7 Killian Tixeront (capt), 8 Theo Ntamack Mayenga.
Bench: 16 Benjamin Boudou, 17 Thomas Moukoro, 18 Valentin Simutoga, 19 Raphael Portat, 20 Malohi Suta, 21 Esteban Capilla, 22 Liam Rimet, 23 Ethan Randle.
Replacements used: Suta for Ntamack Mayenga 54, Boudou for Montgaillard 54, Moukoro for Perchaud 66, Simutoga for Bellemard 66, Capilla for Banos 68, Portat for Auradou 70, Randle for Dayral 75, Rimet for Jauneau 76.
Tries: 4 - Reybier, Dayral, Bevia, Auriac. **Kicking:** Auriac (Conv 3/4, Pens 5/5).

Italy U20: 15 Francois Carlo Mey; 14 Lorenzo Pani(T), 13 Dewi Passarella, 12 Arturo Fusari, 11 Filippo Lazzarin; 10 Nicolo Teneggi(C/P), 9 Alessandro Garbisi; 1 Luca Rizzoli, 2 Tommaso Scramoncin, 3 Riccardo Genovese; 4 Alessandro Ortomina(T), 5 Riccardo Andreoli; 6 David Odiase, 7 Ross Vincent, 8 Giacomo Ferrari (capt).
Bench: 16 Mattia Bonan, 17 Valerio Bizzotto, 18 Matteo Bernardinello, 19 Giovanni Cenedese, 20 Carlos Berlese, 21 Gianluca Tomaselli, 22 Paul Marie Foroncelli, 23 Giovanni Sante.
Replacements used: Tomaselli for Garbisi 54, Berlese for Andreoli 58, Sante for Fusari 61, Bernardinello for Genovese 63, Bonan for Scramoncin 66, Bizzotto for Rizzoli 68, Cenedese for Odiase 70, Foroncelli for Teneggi 70.
Tries: 2 - Ortomina, Pani. **Kicking:** Teneggi (Conv 1/2, Pens 1/1).

Scoring sequence: 14' Reybier (T) 5-0, Auriac (C) 7-0, 21' Auriac (P) 10-0, 24' Dayral (T) 15-0, Auriac (C) 17-0, 29' Bevia (T) 22-0, 40' Ortomina (T) 22-5, Teneggi (C) 22-7, 41' Teneggi (P) 22-10, 43' Pani (T) 22-15, 48' Auriac (P) 25-15, 53' Auriac (P) 28-15, 60' Auriac (P) 31-15, 72' Auriac (T) 36-15, Auriac (C) 38-15, 78' Auriac (P) 41-15.

Referee: Eoghan Cross (Ireland). **Attendance:** 9083.

ROUND 1: 4 FEBRUARY 2022
SCOTLAND U20 (12) 24, ENGLAND U20 (10) 41
DAM Health Stadium, Edinburgh

Scotland U20: 15 Robin McLintock; 14 Ross McKnight, 13 Duncan Munn, 12 Mike Gray, 11 Ollie Melville(T); 10 Christian Townsend(2C), 9 Jed Gelderbrook; 1 Tom Banatvala, 2 Patrick Harrison, 3 Gregor Scougall; 4 Josh Taylor, 5 Max Williamson; 6 Matt Deehan, 7 Rhys Tait (capt), 8 Ollie Leatherbarrow(2T).
Bench: 16 Gregor Hiddleston(T), 17 Mikey Jones, 18 Callum Norrie, 19 Jake Spurway, 20 Olujae Oguntibeju (sin bin 61-71), 21 Sinjin Broad, 22 Euan Cunningham, 23 Ben Evans.
Replacements used: Jones for Banatvala 38, Norrie for Scougall 53, Evans for McKnight 56, Oguntibeju for Deehan 57, Cunningham for Gray 60, Spurway for Taylor 60, Hiddleston for Harrison 65.
Tries: 4 - Leatherbarrow (2), Melville, Hiddleston. **Kicking:** Townsend (Conv 2/4).

England U20: 15 Henry Arundell(T); 14 Deago Bailey, 13 Tom Litchfield(T), 12 Ethan Grayson(T), 11 Ollie Dawkins; 10 Louie Johnson, 9 Tom Carr-Smith(T); 1 Mark Dormer, 2 John Stewart, 3 Mike Summerfield; 4 Alfie Bell, 5 Tom Lockett; 6 Alex Wardell, 7 Kofi Cripps, 8 Toby Knight (capt)(2T).
Bench: 16 Jasper Spandler, 17 Will Hobson (sin bin 80), 18 Robin Hardwick, 19 Charlie Rice, 20 Greg Fisilau, 21 Matty Jones, 22 Jamie Benson(4C/P), 23 George Hendy.
Replacements used: Benson for Johnson 45, Hobson for Dormer 51, Fisilau for Cripps 51, Hendy for Dawkins 65, Rice for Wardell 67, Spandler for Stewart 69, Jones for Carr-Smith 69, Hardwick for Summerfield 73.
Tries: 6 - Arundell, Knight (2), Carr-Smith, Grayson, Litchfield. **Kicking:** Johnson (Conv 0/2), Benson (Conv 4/4, Pens 1/1).

Scoring sequence: 12' Leatherbarrow (T) 5-0, 22' Arundell (T) 5-5, 30' Leatherbarrow (T) 10-5, Townsend (C) 12-5, 37' Knight (T) 12-10, 44' Melville (T) 17-10, 51' Benson (P) 17-13, 54' Carr-Smith (T) 17-18, Benson (C) 17-20, 63' Knight (T) 17-25, Benson (C) 17-27, 65' Grayson (T) 17-32, Benson (C) 17-34, 75' Litchfield (T) 17-39, Benson (C) 17-41, 80' Hiddleston (T) 22-41, Townsend (C) 24-41.

Referee: Benoit Rousselet (France). **Attendance:** 3072.

ROUND 1: 4 FEBRUARY 2022
IRELAND U20 (22) 53, WALES U20 (0) 5
Musgrave Park, Cork

Ireland U20: 15 Patrick Campbell; 14 Chay Mullins(2T), 13 Fionn Gibbons, 12 Ben Brownlee(T), 11 Shane Mallon; 10 Charlie Tector(4C/P), 9 Matthew Devine(T); 1 Jack Boyle, 2 James McCormick(T), 3 Scott Wilson; 4 Conor O'Flaherty, 5 Mark Morrissey(T); 6 James McNabney(T), 7 Reuben Crothers (capt)(T), 8 James Cullane.
Bench: 16 Josh Hanlon, 17 Oisín Michel, 18 Rory McGuire, 19 Adam McNamee, 20 Ronan O'Sullivan, 21 Ethan Coughlan, 22 Tony Butler(C), 23 Aitzol Arenzana-King.
Replacements used: King for Campbell 35, Michel for Boyle 49, O'Sullivan for Cullane 49, Coughlan for Devine 52, Butler for Tector 52, McNamee for Morrissey 59, McGuire for Wilson 59, Hanlon for McCormick 61, Tector for Mullins 64, Devine for Tector 72.
Tries: 8 - Mullins (2), Devine, Morrissey, Crothers, McNabney, McCormick, Brownlee. **Kicking:** Tector (Conv 4/6, Pens 1/1), Butler (Conv 1/2).

Wales U20: 15 Cam Winnett; 14 Harri Houston, 13 Bryn Bradley, 12 Eddie James, 11 Oli Andrew (sin bin 21-31)(T); 10 Dan Edwards, 9 Harri Williams; 1 Joe Cowell, 2 Efan Daniel, 3 Nathan Evans; 4 Joe Peard (sin bin 46-56), 5 Lewis Jones; 6 Alex Mann (capt), 7 Ethan Fackrell, 8 Ben Moa.
Bench: 16 Morgan Veness, 17 Rhys Barratt, 18 Ellis Fackrell, 19 Benji Williams, 20 Tom Cowan, 21 Morgan Lloyd, 22 Jac Lloyd, 23 Joe Hawkins.
Replacements used: Cowan for Mann 22, Mann for Cowan 30, Veness for Daniel 32, Hawkins for Bradley 46, Barratt for Cowell 46, Cowan for Moa 49, Williams for Jones 56, Lloyd for Houston 60, Lloyd for Williams 60, Fackrell for Winnett 64.
Tries: 1 - Andrew. **Kicking:** Edwards (Conv 0/1).

Scoring sequence: 3' Tector (P) 3-0, 13' Mullins (T) 8-0, 22' Devine (T) 13-0, Tector (C) 15-0, 33' Morrissey (T) 20-0, Tector (C) 22-0, 41' Crothers (T) 27-0, 44' McNabney (T) 32-0, Tector (C) 34-0, 51' Mullins (T) 39-0, Tector (C) 41-0, 60' McCormick (T) 46-0, 74' Andrew (T) 46-5, 79' Brownlee (T) 51-5, Butler (C) 53-5.

Referee: Julianne Zusman (Canada). **Attendance:** 7289.

ROUND 2: 11 FEBRUARY 2022
ITALY U20 (5) 6, ENGLAND U20 (0) 0
Stadio Monigo, Treviso

Italy U20: 15 Francois Carlo Mey; 14 Lorenzo Pani(T); 13 Dewi Passarella, 12 Arturo Fusari, 11 Filippo Lazzarin; 10 Nicolo Teneggi(2P), 9 Alessandro Garbisi; 1 Luca Rizzoli, 2 Lapo Frangini, 3 Riccardo Genovese; 4 Alessandro Ortomina, 5 Riccardo Andreoli; 6 David Odiase, 7 Carlos Berlese, 8 Giacomo Ferrari (capt).
Bench: 16 Tommaso Scramoncin, 17 Valerio Bizzotto, 18 Matteo Bernardinello, 19 Giovanni Cenedese, 20 Giovanni Cenedese, 21 Gianluca Tomaselli, 22 Giovanni Sante, 23 Paul Marie Foroncelli.
Replacements used: Cenedese for Berlese 58, Rubinato for Ferrari 67, Sante for Fusari 73, Tomaselli for Garbisi 76, Foroncelli for Mey 76.
Tries: none. **Kicking:** Teneggi (Pens 2/4).

England U20: 15 George Hendy; 14 Deago Bailey, 13 Tom Litchfield, 12 Ethan Grayson, 11 Francis Moore; 10 Jamie Benson, 9 Matty Jones; 1 Finn Baxter (capt), 2 John Stewart, 3 Mike Summerfield; 4 Alfie Bell, 5 Tom Lockett; 6 Alex Wardell, 7 Toby Knight, 8 Emeka Ilione.
Bench: 16 Finn Theobald-Thomas, 17 Mark Dormer, 18 Will Hobson, 19 Charlie Rice, 20 Greg Fisilau, 21 Sam Edwards, 22 Louie Johnson, 23 Ollie Dawkins.
Replacements used: Rice for Bell 45, Hobson for Summerfield 53, Johnson for Benson 62, Edwards for Jones 62, Fisilau for Ilione 67, Dawkins for Moore 69, Dormer for Baxter 73, Theobald-Thomas for Stewart 73, Moore for Bailey 76.
Tries: none. **Kicking:** none.

Scoring sequence: 6' Teneggi (P) 3-0, 44' Teneggi (P) 6-0.

Referee: Aurelie Groizeleau (France). **Attendance:** 2845.



ROUND 2: 11 FEBRUARY 2022
WALES U20 (0) 26, SCOTLAND U20 (7) 13
Parc Eirias, Colwyn Bay

Wales U20: 15 Cam Winnett; 14 Harri Houston(T), 13 Eddie James, 12 Joe Hawkins(T), 11 Oli Andrew; 10 Jac Lloyd(C), 9 Archie Hughes; 1 Rhys Barratt, 2 Efan Daniel, 3 Adam Williams; 4 Benji Williams, 5 Ryan Woodman; 6 Tom Cowan, 7 Ethan Fackrell, 8 Alex Mann (capt)(T).
Bench: 16 Morgan Veness, 17 Joe Cowell, 18 Ellis Fackrell, 19 Lewis Jones, 20 Morgan Venns(T), 21 Morgan Lloyd, 22 Dan Edwards(C2), 23 Joe Westwood.
Replacements used: Veness for Daniel 62, Lloyd for Hughes 64, Edwards for Lloyd 64, Cowell for Barratt 69, Westwood for James 69, Fackrell for Williams 76, Jones for Woodman 77, Morse for Cowan 77.
Tries: 4 - Mann, Hawkins, Houston, Morse. Kicking: Lloyd (Conv 1/1, Pens 0/1), Edwards (Conv 2/3).

Scotland U20: 15 Robin McLintock(2P); 14 Ross McKnight, 13 Duncan Munn, 12 Andy Stirrat, 11 Ollie Melville; 10 Christian Townsend(C), 9 Murray Redpath; 1 Mikey Jones, 2 Patrick Harrison, 3 Gregor Scougall; 4 Josh Taylor, 5 Max Williamson; 6 Olujaire Oguntibeju, 7 Rhys Tait (capt), 8 Matt Deehan(T).
Bench: 16 Gregor Hiddleston, 17 Ali Rogers, 18 Callum Norrie, 19 Jake Spurway, 20 Robert Gordon, 21 Jonty Cope, 22 Euan Cunningham, 23 Ben Evans.
Replacements used: Norrie for Scougall 49, Gordon for Deehan 49, Rogers for Jones 62, Hiddleston for Harrison 62, Spurway for Oguntibeju 62, Cope for Redpath 71, Cunningham for Stirrat 76.
Tries: 1 - Deehan. Kicking: McLintock (Pens 2/2), Townsend (Conv 1/1, Pens 0/1).

Scoring sequence: 14' Deehan (T) 0-5, Townsend (C) 0-7, 45' McLintock (P) 0-10, 49' Mann (T) 5-10, Lloyd (C) 7-10, 64' McLintock (P) 7-13, 67' Hawkins (T) 12-13, Edwards (C) 14-13, 73' Houston (T) 19-13, 79' Morse (T) 24-13, Edwards (C) 26-13.

Referee: Sara Cox (England) **Attendance:** 2583.

ROUND 2: 11 FEBRUARY 2022
FRANCE U20 (10) 16, IRELAND U20 (7) 17
Stade Maurice David, Aix-en-Provence

France U20: 15 Max Auric(C/3P); 14 Jefferson Joseph, 13 Emilien Gailleton, 12 Louis le Brun (capt), 11 Enzo Reybier; 10 Louis Foursans-Bourdette, 9 Baptiste Jauneau; 1 Matis Perchaud, 2 Victor Montgaillard(T), 3 Valentin Simutoga; 4 Samuel M'Foudi (sin bin 76); 5 Matthieu Uhila; 6 Leo Banos, 7 Noe della Schiava, 8 Malohi Suta.
Bench: 16 Lucas Martin, 17 Louis Penverne, 18 Thomas Cretu, 19 Raphael Portat, 20 Joseph Exshaw, 21 Jules Coulon, 22 Aubin Eymeri, 23 Ethan Randle.
Replacements used: Cretu for Simutoga 36, Coulon for Suta 41, Portat for Uhila 41, Martin for Montgaillard 47, Randle for Foursans-Bourdette 75.
Tries: 1 - Montgaillard. Kicking: Auric (Conv 1/1, Pens 3/4), le Brun (Pens 0/1), Foursans-Bourdette (Pens 0/1).

Ireland U20: 15 Patrick Campbell; 14 Aitzol Arenzana-King, 13 Ben Brownlee(T), 12 Daniel Hawkshaw, 11 Shane Mallon; 10 Charlie Tector(C/P), 9 Ethan Coughlan; 1 Jack Boyle, 2 James McCormick(T), 3 Rory McGuire; 4 Conor O'Tighernaigh, 5 Mark Morrissey; 6 James McNabney, 7 Reuben Crothers (capt), 8 James Culhane.
Bench: 16 Josh Hanlon, 17 Oisín Michel, 18 Darragh McSweeney, 19 Adam McNamee, 20 Conor Moloney, 21 Matthew Devine, 22 Tony Butler, 23 Dylan O'Grady.
Replacements used: Devine for Coughlan 45, McSweeney for McGuire 64, Moloney for McNabney 67, McNamee for Morrissey 70, O'Grady for Mallon 70.
Tries: 2 - McCormick, Brownlee. Kicking: Tector (Conv 2/2, Pens 1/1).

Scoring sequence: 4' Auric (P) 3-0, 26' Montgaillard (T) 8-0, Auric (C) 10-0, 32' McCormick (T) 10-5, Tector (C) 10-7, 43' Auric (P) 13-7, 54' Tector (P) 13-10, 57' Auric (P) 16-10, 79' Brownlee (T) 16-15, Tector (C) 16-17.

Referee: Hollie Davidson (Scotland) **Attendance:** 4938.

ROUND 3: 25 FEBRUARY 2022
ENGLAND U20 (15) 43, WALES U20 (7) 14
Castle Park, Doncaster

England U20: 15 Henry Arundell(2T); 14 Deago Bailey(T), 13 Jacob Cusick, 12 Ethan Grayson, 11 Cassius Cleaves; 10 Jamie Benson(3C/P), 9 Sam Edwards; 1 Finn Baxter (capt), 2 Finn Theobald-Thomas(T), 3 Will Hobson(T); 4 Charlie Rice, 5 Alfie Bell; 6 Chandler Cunningham-South, 7 Toby Knight, 8 Emeka Ilione.
Bench: 16 Joe Vajner, 17 Archie McArthur, 18 Mike Summerfield, 19 Lewis Chessum, 20 Kofi Cripps, 21 Matty Jones, 22 Louie Johnson(2C), 23 Reketi Maasi-White.
Replacements used: Cripps for Ilione 29, Ilione for Cripps 41, Johnson for Benson 59, Cripps for Cunningham-South 59, McArthur for Baxter 59, Summerfield for Hobson 63, Chessum for Rice 64, Ma'asi for Cusick 64, Jones for Edwards 69, Vajner for Theobald-Thomas 75.
Tries: 6 - Arundell (2), Theobald-Thomas, Ilione, Hobson, Bailey. Kicking: Benson (Conv 3/4, Pens 1/1), Johnson (Conv 2/2).

Wales U20: 15 Iestyn Hopkins; 14 Cam Winnett, 13 Eddie James, 12 Joe Hawkins, 11 Harri Houston; 10 Jac Lloyd(C), 9 Morgan Lloyd; 1 Rhys Barratt(T), 2 Morgan Veness, 3 Adam Williams; 4 Benji Williams(T), 5 Joe Peard; 6 Tom Cowan, 7 Ethan Fackrell, 8 Alex Mann (capt) (sent off 28).
Bench: 16 Connor Chapman, 17 Joe Cowell, 18 Nathan Evans, 19 Lewis Jones, 20 Morgan Morse, 21 Archie Hughes, 22 Dan Edwards, 23 Joe Westwood.
Replacements used: Jones for Peard 41, Chapman for Veness 56, Westwood for James 58, Evans for Williams 58, Cowell for Barratt 63, Edwards for Lloyd 63, Morse for Fackrell 63, Hughes for Lloyd 63.
Tries: 2 - Barratt, Williams. Kicking: Lloyd (Conv 2/2, Pens 0/1).

Scoring sequence: 2' Barratt (T) 0-5, Lloyd (C) 0-7, 21' Benson (P) 3-7, 26' Arundell (T) 8-7, 34' Theobald-Thomas (T) 13-7, Benson (C) 15-7, 41' Ilione (T) 20-7, Benson (C) 22-7, 48' Williams (T) 22-12, Lloyd (C) 22-14, 51' Hobson (T) 27-14, Benson (C) 29-14, 64' Bailey (T) 34-14, Johnson (C) 36-14, 68' Arundell (T) 41-14, Johnson (C) 43-14.

Referee: Joy Neville (Ireland) **Attendance:** 3175.

ROUND 3: 25 FEBRUARY 2022
SCOTLAND U20 (3) 17, FRANCE U20 (18) 30
DAM Health Stadium, Edinburgh

Scotland U20: 15 Robin McLintock(2C/P); 14 Ross McKnight, 13 Duncan Munn, 12 Andy Stirrat, 11 Ollie Melville; 10 Christian Townsend, 9 Murray Redpath; 1 Mikey Jones, 2 Patrick Harrison, 3 Gregor Scougall; 4 Josh Taylor(T), 5 Max Williamson; 6 Matt Deehan, 7 Rhys Tait (capt), 8 Ollie Leatherbarrow.
Bench: 16 Gregor Hiddleston, 17 Ali Rogers, 18 Callum Norrie(T), 19 Rudi Brown, 20 Tim Brown, 21 Jonty Cope, 22 Thomas Glendinning, 23 Ben Evans.
Replacements used: Evans for McLintock 13, McLintock for Evans 19, Rogers for Jones 33, Evans for Melville 41, Brown for Tait 41, Norrie for Scougall 41, Hiddleston for Harrison 51, Brown for Deehan 69, Cope for Redpath 69, Glendinning for Munn 71.
Tries: 2 - Norrie, Taylor. Kicking: McLintock (Conv 2/2, Pens 1/1).

France U20: 15 Axel Bevia; 14 Jefferson Joseph (sent off 13), 13 Emilien Gailleton (capt)(T), 12 Louis le Brun(T/C), 11 Enzo Reybier; 10 Emile Dayral(C/2P), 9 Baptiste Jauneau; 1 Matis Perchaud, 2 Connor Sa(T), 3 Robin Bellemard; 4 Samuel M'Foudi, 5 Hugo Auradou, 6 Leo Banos, 7 Esteban Capilla(T), 8 Theo Ntamack Mayenga.
Bench: 16 Mamoudou Meite, 17 Thomas Moukoro, 18 Thomas Cretu, 19 Louis Descoux, 20 Noe della Schiava, 21 Jules Coulon (sent off 69), 22 Simon Tarel, 23 Ethan Randle.
Replacements used: Cretu for Bellemard 54, Moukoro for Perchaud 54, Coulon for Capilla 63, Randle for Dayral 64, della Schiava for Ntamack Mayenga 67, Tarel for Jauneau 69, Meite for Sa 74, Descoux for Mezaache 74.
Tries: 4 - Capilla, le Brun, Gailleton, Sa. Kicking: le Brun (Conv 1/1, Pens 0/1), Dayral (Conv 1/3, Pens 2/3).

Scoring sequence: 4' McLintock (P) 3-0, 9' Dayral (P) 3-3, 16' Capilla (T) 3-8, 26' Dayral (P) 3-11, 32' le Brun (T) 3-16, Dayral (C) 3-18, 44' Gailleton (T) 3-23, 59' Norrie (T) 8-23, McLintock (C) 10-23, 66' Sa (T) 10-28, le Brun (C) 10-30, 78' Taylor (T) 15-30, McLintock (C) 17-30.

Referee: Clara Munarini (Italy) **Attendance:** 1983.



ROUND 3: 25 FEBRUARY 2022
IRELAND U20 (13) 39, ITALY U20 (7) 12
Musgrave Park, Cork

Ireland U20: 15 Patrick Campbell; 14 Chay Mullins (T), 13 Jude Postlethwaite, 12 Ben Brownlee, 11 Fionn Gibbons (T); 10 Charlie Tector (2C/2P), 9 Matthew Devine (T); 1 Jack Boyle, 2 James McCormick, 3 Rory McGuire; 4 Conor O'Tighearnaigh, 5 Mark Morrissey; 6 James McNabney, 7 Reuben Crothers (capt), 8 James Cullhane.
Bench: 16 Josh Hanlon, 17 Oisín Michel, 18 Darragh McSweeney, 19 Adam McNamee, 20 Lorcan McLoughlin (sin bin 78)(T), 21 Ethan Coughlan, 22 Tony Butler(2C), 23 Dylan O'Grady.
Replacements used: O'Grady for Brownlee 41, McLoughlin for McNabney 51, McSweeney for McGuire 59, Coughlan for Devine 66, Hanlon for McCormick 67, Butler for Tector 68, Michel for Boyle 68, McNamee for O'Tighearnaigh 70.
Tries: 5 - Gibbons, Devine, McLoughlin, Crothers, Mullins.
Kicking: Tector (Conv 2/3, Pens 2/2), Butler (Conv 2/2).

Italy U20: 15 Lorenzo Pani; 14 Federico Cuminetti, 13 Francois Carlo Mey, 12 Dewi Passarella, 11 Filippo Lazzarini; 10 Nicolo Teneggi (C), 9 Alessandro Garbisi; 1 Luca Rizzoli (T), 2 Lapo Frangini (sin bin 58-67), 3 Riccardo Genovese; 4 Alessandro Ortombina, 5 Riccardo Andreoli; 6 David Odiase (sin bin 16-27), 7 Ross Vincent, 8 Giacomo Ferrari (capt) (sin bin 35-45).
Bench: 16 Tommaso Scramoncin (T), 17 Valerio Bizzotto, 18 Riccardo Bartolini, 19 Carlos Berlese, 20 Giovanni Cenedese, 21 Gianluca Tomaselli, 22 Giovanni Sante, 23 Arturo Fusari.
Replacements used: Cenedese for Vincent 37, Vincent for Cenedese 40, Cenedese for Vincent 46, Scramoncin for Ferrari 59, Fusari for Mey 61, Sante for Teneggi 61, Ferrari for Frangini 67, Bizzotto for Genovese 70, Tomaselli for Garbisi 70, Berlese for Odiase 70, Bartolini for Rizzoli 75.
Tries: 2 - Rizzoli, Scramoncin. Kicking: Teneggi (Conv 1/1), Sante (Conv 0/1).

Scoring sequence: 17' Gibbons (T) 5-0, Tector (C) 7-0, 24' Tector (P) 10-0, 28' Tector (P) 13-0, 42' Rizzoli (T) 13-5, Teneggi (C) 13-7, 56' Devine (T) 18-7, Tector (C) 20-7, 60' McLoughlin (T) 25-7, 69' Crothers (T) 30-7, Butler (C) 32-7, 74' Mullins (T) 37-7, Butler (C) 39-7, 78' Scramoncin (T) 39-12.

Referee: Aled Evans (Wales). **Attendance:** 2733.

ROUND 4: 10 MARCH 2022
WALES U20 (15) 15, FRANCE U20 (20) 47
Parc Eirias, Colwyn Bay

Wales U20: 15 Iestyn Hopkins; 14 Tom Florence, 13 Bryn Bradley, 12 Joe Hawkins (capt), 11 Harri Houston; 10 Jac Lloyd(P), 9 Morgan Lloyd; 1 Joe Cowell, 2 Morgan Veness, 3 Adam Williams; 4 Benji Williams(T), 5 Ryan Woodman; 6 Ben Gregory, 7 Ethan Fackrell, 8 Morgan Morse.
Bench: 16 Connor Chapman, 17 Cameron Jones, 18 Nathan Evans, 19 Lewis Jones, 20 Ben Moya, 21 Harri Williams, 22 Cam Winnett, 23 Eddie James.
Replacements used: Winnett for Florence 15, Jones for Williams 54, Evans for Williams 54, Jones for Cowell 54, Williams for Lloyd 62, James for Lloyd 62, Chapman for Veness 63, Moya for Gregory 63.
Tries: 2 - Penalty Try, Williams. Kicking: Lloyd (Conv 0/1, Pens 1/1).

France U20: 15 Leo Barre(4C/3P); 14 Romain Fonnicola(T), 13 Emilien Gailleton (capt), 12 Louis le Brun, 11 Enzo Reybier(T); 10 Emile Dayral, 9 Baptiste Jauneau; 1 Thomas Moukoro (sin bin 31-41), 2 Connor Sa(2T), 3 Thomas Cretu; 4 Samuel M'Foudi (sin bin 37-47), 5 Hugo Auradou; 6 Leo Banos, 7 Noe della Schiava, 8 Theo Ntamack Mayenga.
Bench: 16 Victor Montgaillard, 17 Matis Perchaud, 18 Elliott Yemsi, 19 Ugo Vignolles, 20 Clement Garrigues, 21 Kilian Tixeront, 22 Simon Taret(T), 23 Max Auriac(T).
Replacements used: Garrigues for Dayral 37, Dayral for Garrigues 40, Auriac for Fonnicola 40, Yemsi for Cretu 41, Perchaud for Moukoro 42, Garrigues for Dayral 47, Vignolles for Mezaache 48, Montgaillard for Sa 62, Tixeront for Ntamack Mayenga 62, Tarel for Jauneau 73.
Tries: 6 - Fonnicola, Sa (2), Reybier, Tarel, Auriac. Kicking: Barre (Conv 4/6, Pens 3/3).

Scoring sequence: 5' Lloyd (P) 3-0, 6' Fonnicola (T) 3-5, Barre (C) 3-7, 12' Barre (P) 3-10, 16' Sa (T) 3-15, Barre (C) 3-17, 31' Penalty Try (T) 10-17, 35' Williams (T) 15-17, 40' Barre (P) 15-20, 43' Barre (P) 15-23, 46' Sa (T) 15-28, Barre (C) 15-30, 72' Reybier (T) 15-35, Barre (C) 15-37, 77' Tarel (T) 15-42, 79' Auriac (T) 15-47.

Referee: Shota Tevzadze (Georgia) **Attendance:** 2332.

ROUND 4: 11 MARCH 2022
ITALY U20 (17) 27, SCOTLAND U20 (6) 13
Stadio Monigo, Treviso

Italy U20: 15 Lorenzo Pani; 14 Flavio Pio Vaccari, 13 Dewi Passarella, 12 Arturo Fusari, 11 Filippo Lazzarini; 10 Giovanni Sante(3C/2P), 9 Alessandro Garbisi; 1 Luca Rizzoli, 2 Lapo Frangini, 3 Riccardo Genovese; 4 Alessandro Ortombina, 5 Riccardo Andreoli; 6 Giovanni Cenedese, 7 Ross Vincent, 8 Giacomo Ferrari (capt)(2T).
Bench: 16 Tommaso Scramoncin, 17 Riccardo Bartolini, 18 Matteo Bernardinello, 19 David Odiase, 20 Carlos Berlese, 21 Andrea Cuoghi, 22 Nicolo Teneggi, 23 Francois Carlo Mey(T).
Replacements used: Mey for Pani 28, Odiase for Cenedese 49, Berlese for Ortombina 61, Scramoncin for Frangini 65, Teneggi for Sante 67, Ortombina for Berlese 72, Cuoghi for Mey 73, Bernardinello for Genovese 73, Bartolini for Rizzoli 73, Berlese for Andreoli 75.
Tries: 3 - Ferrari (2), Mey. Kicking: Sante (Conv 3/3, Pens 2/2).

Scotland U20: 15 Robin McLintock(2P); 14 Ross McKnight, 13 Duncan Muir, 12 Amy Shirrat, 11 Ben Evans; 10 Christian Townsend(C), 9 Murray Redpath; 11 Mikey Jones, 2 Gregor Hiddleston, 3 Gregor Scougall; 4 Josh Taylor(T), 5 Max Williamson; 6 Matt Deehan, 7 Tim Brown, 8 Rhys Tait (capt).
Bench: 16 Duncan Hood, 17 Ali Rogers, 18 Callum Norrie, 19 Rudi Brown, 20 Innes Hill, 21 Jed Gelderbloom, 22 Thomas Glendinning, 23 Keiran Clark.
Replacements used: Gelderbloom for Redpath 29, Hood for Hiddleston 41, Norrie for Scougall 41, Redpath for Gelderbloom 41, Clark for McLintock 53, Hill for Williamson 53, Gelderbloom for Redpath 53, Brown for Deehan 65, Deehan for Brown 67, Glendinning for Muir 72, Rogers for Jones 72, Hiddleston for Brown 77.
Tries: 1 - Taylor. Kicking: McLintock (Pens 2/2), Townsend (Conv 1/1).

Scoring sequence: 3' Ferrari (T) 5-0, Sante (C) 7-0, 8' McLintock (P) 7-3, 16' McLintock (P) 7-6, 19' Sante (P) 10-6, 29' Mey (T) 15-6, Sante (C) 17-6, 49' Sante (P) 20-6, 52' Ferrari (T) 25-6, Sante (C) 27-6, 80' Taylor (T) 27-11, Townsend (C) 27-13.

Referee: Aimee Barrett-Theron (South Africa)
Attendance: 3750.

ROUND 4: 12 MARCH 2022
ENGLAND U20 (17) 27, IRELAND U20 (17) 42
StoneX Stadium, Barnet

England U20: 15 George Hendy(T); 14 Deago Bailey(T), 13 Jacob Cusick, 12 Ethan Grayson, 11 Cassius Cleaves(T); 10 Jamie Benson(2C/P), 9 Sam Edwards; 1 Finn Baxter, 2 John Stewart, 3 Tim Hoyt; 4 Lewis Chessum, 5 Tom Lockett; 6 Ewan Richards, 7 Toby Knight, 8 Emeka Ilione (capt)(T).
Bench: 16 Finn Theobald-Thomas, 17 Mark Dormer, 18 Mike Summerfield, 19 Chandler Cunningham-South, 20 Lucas Brooke, 21 Nye Thomas, 22 Louie Johnson, 23 Will Joseph.
Replacements used: Johnson for Benson 47, Cunningham-South for Lockett 47, Joseph for Cusick 47, Brooke for Knight 55, Summerfield for Hoyt 64, Thomas for Edwards 69, Dormer for Baxter 71, Theobald-Thomas for Stewart 80.
Tries: 4 - Hendy, Ilione, Cleaves, Bailey. Kicking: Benson (Conv 2/2, Pens 1/1), Johnson (Conv 0/2).

Ireland U20: 15 Patrick Campbell; 14 Chay Mullins, 13 Jude Postlethwaite, 12 Ben Carson, 11 Fionn Gibbons; 10 Charlie Tector(4C/3P), 9 Matthew Devine(T); 1 Jack Boyle, 2 James McCormick, 3 Rory McGuire(T); 4 Conor O'Tighearnaigh, 5 Mark Morrissey; 6 Lorcan McLoughlin(T), 7 Reuben Crothers (capt), 8 James Cullhane.
Bench: 16 Josh Hanlon, 17 Oisín Michel, 18 Scott Wilson, 19 James McNabney, 20 Diarmuid Mangan, 21 Ethan Coughlan, 22 Tony Butler, 23 Aitzol Arenzana-King(2T).
Replacements used: Coughlan for Devine 58, King for Mullins 60, Hanlon for McCormick 69, Wilson for McGuire 69, Butler for Tector 71, Mangan for McLoughlin 71, McNabney for Morrissey 72, Michel for Boyle 75.
Tries: 5 - Devine, McLoughlin, McGuire, King (2). Kicking: Tector (Conv 4/5, Pens 3/3).

Scoring sequence: 4' Hendy (T) 5-0, Benson (C) 7-0, 10' Benson (P) 10-0, 13' Tector (P) 10-3, 17' Devine (T) 10-8, Tector (C) 10-10, 22' McLoughlin (T) 10-15, Tector (C) 10-17, 30' Ilione (T) 15-17, Benson (C) 17-17, 43' McGuire (T) 17-22, Tector (C) 17-24, 53' Tector (P) 17-27, 57' Cleaves (T) 22-27, 61' King (T) 22-32, Tector (C) 22-34, 66' King (T) 22-39, 71' Tector (P) 22-42, 74' Bailey (T) 27-42.

Referee: Damian Schneider (Argentina)
Attendance: 6484.

ROUND 5: 20 MARCH 2022
WALES U20 (6) 20, ITALY U20 (15) 27
Parc Eirias, Colwyn Bay

Wales U20: 15 Cam Winnett; 14 Joshua Hathaway (sin bin 40-50); 13 Bryn Bradley, 12 Eddie James, 11 Oli Andrew; 10 Joe Hawkins(2P), 9 Morgan Lloyd; 1 Cameron Jones, 2 Morgan Veness, 3 Adam Williams; 4 Benji Williams, 5 Ryan Woodman; 6 Alex Mann (capt)(T); 7 Tom Cowan, 8 Ben Moa. Bench: 16 Connor Chapman, 17 Joe Cowell, 18 Nathan Evans, 19 Lewis Jones, 20 Ethan Fackrell, 21 Luke Davies(T), 22 Josh Phillips(2C), 23 Iestyn Hopkins.
Replacements used: Phillips for Hawkins 41, Cowell for Jones 49, Evans for Williams 53, Jones for Williams 53, Davies for Lloyd 53, Chapman for Veness 62, Fackrell for Moa 62, Hopkins for Winnett 72.
Tries: 2 - Davies, Mann. Kicking: Hawkins (Pens 2/3), Phillips (Conv 2/2).

Italy U20: 15 Lorenzo Pani; 14 Flavio Pio Vaccari, 13 Francois Carlo Mey(T), 12 Dewi Passarella, 11 Filippo Lazzarin; 10 Giovanni Sante(C/P), 9 Alessandro Garbisi(2T); 1 Luca Rizzoli, 2 Lapo Frangini(T), 3 Riccardo Genovese, 4 Alessandro Ortombina, 5 Riccardo Andreoli; 6 David Odiase, 7 Ross Vincent, 8 Giacomo Ferrari (capt).
Bench: 16 Tommaso Scramoncin, 17 Riccardo Bartolini, 18 Matteo Bernardinello, 19 Giovanni Cenedese, 20 Giulio Marucchini, 21 Andrea Cuoghi, 22 Nicolo Teneggi(C), 23 Arturo Fusari.
Replacements used: Cenedese for Ferrari 26, Teneggi for Sante 60, Fusari for Mey 64, Marucchini for Odiase 66, Scramoncin for Frangini 72, Cuoghi for Garbisi 72.
Tries: 4 - Mey, Garbisi (2), Frangini. Kicking: Sante (Conv 1/3, Pens 1/1), Teneggi (Conv 1/1).

Scoring sequence: 2' Mey (T) 0-5, Sante (C) 0-7, 5' Hawkins (P) 3-7, 32' Hawkins (P) 6-7, 33' Garbisi (T) 6-12, 40' Sante (P) 6-15, 48' Garbisi (T) 6-20, 60' Frangini (T) 6-25, Teneggi (C) 6-27, 63' Davies (T) 11-27, Phillips (C) 13-27, 74' Mann (T) 18-27, Phillips (C) 20-27.

Referee: Damian Schneider (Argentina) **Attendance:** 2132.

ROUND 5: 20 MARCH 2022
IRELAND U20 (33) 59, SCOTLAND U20 (0) 5
Musgrave Park, Cork

Ireland U20: 15 Patrick Campbell; 14 Aitzol Arenzana-King, 13 Jude Posthethwaite (sin bin 68-78)(T), 12 Ben Carson(T), 11 Fionn Gibbons(2T); 10 Charlie Tector(T/4C), 9 Matthew Devine(T); 1 Jack Boyle(T), 2 James McCormick(T), 3 Rory McGuire; 4 Conor O'Tighearnaigh, 5 Mark Morrissey; 6 Lorcan McLoughlin, 7 Reuben Crothers (capt), 8 James Culhane.
Bench: 16 Josh Hanlon(T), 17 Oisín Michel, 18 Scott Wilson, 19 Adam McNamee, 20 Diarmuid Mangan, 21 Ethan Coughlan, 22 Tony Butler(3C), 23 Chay Mullins.
Replacements used: Mullins for Campbell 36, Wilson for McGuire 55, Butler for Tector 55, Coughlan for Devine 55, Michel for Boyle 57, Hanlon for McCormick 59, Mangan for Culhane 59, McNamee for Morrissey 59.
Tries: 9 - Boyle, Gibbons (2), Posthethwaite, Tector, Carson, Devine, McCormick, Hanlon. Kicking: Tector (Conv 4/6), Butler (Conv 3/3).

Scotland U20: 15 Robin McLintock; 14 Ross McKnight(T), 13 Duncan Munn, 12 Andy Stirrat, 11 Ben Evans; 10 Christian Townsend, 9 Murray Redpath; 1 Mikey Jones, 2 Patrick Harrison, 3 Gregor Scougall; 4 Josh Taylor, 5 Max Williamson; 6 Matt Deehan, 7 Tim Brown, 8 Rhys Tait (capt).
Bench: 16 Duncan Hood, 17 Ali Rogers, 18 Corey Bowker, 19 Innes Hill, 20 Robert Gordon, 21 Jonny Cope, 22 Thomas Glendinning, 23 Keiran Clark.
Replacements used: Clark for McLintock 28, Rogers for Jones 44, Cope for Redpath 57, Hill for Deehan 59, Bowker for Scougall 59, Gordon for Tait 67, Hood for Harrison 71, Glendinning for McKnight 71.
Tries: 1 - McKnight. Kicking: Townsend (Conv 0/1).

Scoring sequence: 5' Boyle (T) 5-0, Tector (C) 7-0, 11' Gibbons (T) 12-0, 23' Posthethwaite (T) 17-0, Tector (C) 19-0, 32' Tector (T) 24-0, Tector (C) 26-0, 39' Carson (T) 31-0, Tector (C) 33-0, 52' Devine (T) 38-0, 57' McCormick (T) 43-0, Butler (C) 45-0, 70' McKnight (T) 45-5, 74' Hanlon (T) 50-5, Butler (C) 52-5, 78' Gibbons (T) 57-5, Butler (C) 59-5.

Referee: Federico Vedovelli (Italy). **Attendance:** 8008.

ROUND 5: 20 MARCH 2022
FRANCE U20 (10) 26, ENGLAND U20 (3) 22
Stade Aime Giral, Perpignan

France U20: 15 Max Auriac(C/3P); 14 Ethan Randle, 13 Emilien Gailleton (capt), 12 Louis le Brun, 11 Enzo Reybier(T); 10 Leo Barre(C/P), 9 Baptiste Jauneau; 1 Matis Perchaud, 2 Connor Sa, 3 Elliott Yemsi(T); 4 Samuel M'Foudi, 5 Hugo Auradou (sin bin 71); 6 Leo Banos, 7 Kilian Tixeront, 8 Theo Ntamack Mayenga.
Bench: 16 Victor Montgaillard, 17 Thomas Moukoro, 18 Robin Bellemard, 19 Matteo Desjeux, 20 Noe della Schiava, 21 Esteban Capilla, 22 Simon Tarel, 23 Clement Garrigues.
Replacements used: Capilla for Ntamack Mayenga 41, Montgaillard for Sa 53, Desjeux for Mezaache 68, Tarel for Jauneau 68, Bellemard for Yemsi 73, della Schiava for Tixeront 77, Moukoro for Perchaud 77, Garrigues for le Brun 79.
Tries: 2 - Yemsi, Reybier. Kicking: Auriac (Conv 1/1, Pens 3/3), Barre (Conv 1/1, Pens 1/3).

England U20: 15 Henry Arundell(T); 14 Deago Bailey, 13 Will Joseph, 12 Ethan Grayson, 11 Cassius Cleaves; 10 Louie Johnson(C/P), 9 Nye Thomas; 1 Finn Baxter, 2 John Stewart, 3 Tim Hoyt; 4 Lewis Chessum, 5 Chandler Cunningham-South; 6 Ewan Richards, 7 Toby Knight, 8 Emeke Ilione (capt).
Bench: 16 Ollie Fletcher, 17 Archie McArthur, 18 Mike Summerfield, 19 Tom Lockett, 20 Lucas Brooke(T), 21 Matty Jones, 22 Iwan Stephens, 23 Tom Litchfield.
Replacements used: Fletcher for Stewart 49, Brooke for Knight 53, Lockett for Chessum 64, Litchfield for Joseph 66, Jones for Thomas 68, Stephens for Cleaves 68, Summerfield for Hoyt 74, McArthur for Baxter 79.
Tries: 3 - Arundell, Penalty Try, Brooke. Kicking: Johnson (Conv 1/2, Pens 1/2).

Scoring sequence: 2' Johnson (P) 0-3, 3' Yemsi (T) 5-3, Barre (C) 7-3, 19' Barre (P) 10-3, 49' Auriac (P) 13-3, 52' Arundell (T) 13-8, 62' Reybier (T) 18-8, Auriac (C) 20-8, 65' Auriac (P) 23-8, 71' Penalty Try (T) 23-15, 74' Auriac (P) 26-15, 76' Brooke (T) 26-20, Johnson (C) 26-22.

Referee: AJ Jacobs (South Africa) **Attendance:** 8811.



Union Contacts



ENGLAND

Senior Men:

Catherine Stewart
 catherinestewart@rfu.com
 +44 7729 106 531

Under 20:

Connor McGoverne
 connormcgoverne@rfu.com
 +44 7568 474 021



FRANCE

Senior Men:

Adrien Bastid
 Adrien.bastid@ffr.fr
 +33 6 37 33 95 80

Under 20:

Pierre Baty
 Pierre.Baty@ffr.fr
 +33 6 45 96 96 42



IRELAND

Senior Men:

David O'Siochain
 david.osiochan@irfu.ie
 +353 86 043 6798

Under 20:

Ryan Bailey
 ryan.bailey@irfu.ie
 +353 86 249 7502



ITALY

Senior Men:

Antonio Pellegrino
 antonio.pellegrino@federugby.it
 +39 328 917 1062

Under 20:

Gianluca Galzerano
 gianluca.galzerano@federugby.it
 +39 338 503 1425



SCOTLAND

Senior Men:

Michael Lamont
 michael.lamont@sru.org.uk
 +44 7815 467 242

Under 20:

Shona Ironside
 Shona.ironside@sru.org.uk
 +44 7901 531 682



WALES

Senior Men:

Verity Williams
 vwilliams@wru.wales
 +44 7738 707 719

Under 20:

Graeme Gillespie
 ggillespie@wru.wales
 +44 7740 612 790

GUINNESS SIX NATIONS CONTACTS



Address

Six Nations Rugby
84 Eccleston Square, SW1V 1PX

Website

www.guinnesssixnations.com

Media site

www.media.sixnationsrugby.com

Chief Executive

Ben Morel

Marketing & Communications

Chief Marketing Officer

Sarah Beattie
sarah.beattie@sixnationsrugby.com

Head of PR and Communications

Michael White
Michael.White@sixnationsrugby.com
+44 (0)7929 206878

Senior Media & Communications Manager

Christine Connolly
christine.connolly@sixnationsrugby.com
+353 87 979 5667

Head of Brand and Campaigns

Tom Parsons
tom.parsons@sixnationsrugby.com

Commercial

Chief Commercial Officer

Craig Maxwell
craig.maxwell@sixnationsrugby.com

Head of Business Development & Partnerships

Nikki Hughes
nikki.hughes@sixnationsrugby.com

Senior Partnerships Manager

Faye O'Riordan
faye.oriordan@sixnationsrugby.com

Senior Partnerships Manager

Cindy Wolf
cindy.wolf@sixnationsrugby.com

Digital Digital, Social & content teams

Senior Product Manager

Brendan Cole
brendan@6nations.net

Lead Creative

Mike Ritson
Michael.Ritson@sixnationsrugby.com

Campaign Manager

Elysa Hubbard
elysa.hubbard@sixnationsrugby.com

Social Media Manager

Sebastian Barrett
sebastian.barrett@sixnationsrugby.com

Content creator

Rob Blunden
Rob.Blunden@sixnationsrugby.com

Video & Production Manager

Jamie McMillan
jamie.mcmillan@sixnationsrugby.com

Broadcast

Head of Broadcast Partnerships

Siobhan McCartan
siobhan.mccartan@sixnationsrugby.com

Broadcast Executive

Robin Ooi
robin.ooi@sixnationsrugby.com

Director of Rugby

Julie Patterson
julie.paterson@sixnationsrugby.com

General Council

James Stebbing
james.stebbing@sixnationsrugby.com

INDEX

ENGLAND

FRANCE

IRELAND

ITALY

SCOTLAND

WALES

OFFICIALS

HEAD TO HEADS

RECORDS

UNDER-20

